

FSscore: A Personalized Machine Learning-based Synthetic Feasibility Score

Rebecca M. Neeser,^{*,†,‡} Bruno Correia,[‡] and Philippe Schwaller^{†,¶}

[†]*Laboratory of Artificial Chemical Intelligence (LIAC), EPFL, Switzerland*

[‡]*Laboratory of Protein Design and Immunoengineering (LPDI), EPFL, Switzerland*

[¶]*National Centre of Competence in Research (NCCR) Catalysis, EPFL, Switzerland*

E-mail: {rebecca.neeser,bruno.correia,philippe.schwaller}@epfl.ch

Abstract

Determining whether a molecule can be synthesized is crucial in chemistry and drug discovery, as it guides experimental prioritization and molecule ranking in *de novo* design tasks. Existing scoring approaches to assess synthetic feasibility struggle to extrapolate to new chemical spaces or fail to discriminate based on subtle differences such as chirality. This work addresses these limitations by introducing the Focused Synthesizability score (FSscore), which uses machine learning to rank structures based on their relative ease of synthesis. First, a baseline trained on an extensive set of reactant-product pairs is established, which is then refined with expert human feedback tailored to specific chemical spaces. This targeted fine-tuning improves performance on these chemical scopes, enabling more accurate differentiation between molecules that are hard and easy to synthesize. The FScore showcases how a human-in-the-loop framework can be utilized to optimize the assessment of synthetic feasibility for various chemical applications.

1 Introduction

Assessing the synthetic feasibility of a small molecule is of great importance in many different areas of chemistry, notably in early drug discovery stages. Trained chemists traditionally perform this task through intuition or retrosynthetic analysis, allowing them to decide which molecules are likely possible to synthesize and prioritize based on synthetic complexity. However, the chemical space that might be accessible is massive, and only a small fraction has been explored.^{1,2} Furthermore, computational approaches such as virtual screening (VS)³ in drug discovery or the recent surge of generative methods for *de novo* molecular design⁴⁻¹⁴ emphasize the requirement for suitable tools to score synthetic feasibility quickly in an automated fashion.^{15,16}

The current state-of-the-art methodologies perform well at discriminating feasible from unfeasible molecules in the data distribution they were designed for but often fail to generalize. This is especially true for machine learning (ML) predictors that cannot capture such an abstract concept as synthesizability and when applying these scores in the context of generative models.^{15,17-19} However, exploring new chemical space is of great interest specifically in the context of *de novo* design or new drug modalities such as synthetic macrocycles or proteolysis targeting chimeras (PROTACs). On the other hand, synthetic feasibility cannot be merely captured by the structure as it depends on a chemist’s available resources and expertise.²⁰ Thus, incorporating human preference would greatly improve the practical utility of such a score.²¹

Various methods to capture synthetic accessibility or complexity have been previously proposed and include structure-based²²⁻²⁴ or reaction-based²⁵⁻²⁹ methods. The commonly used Synthetic Accessibility score (SA score) is rule-based and penalizes the occurrence of fragments rarely found in a reference dataset and the presence of specific structural features.²² Thus, it captures more synthetic complexity than accessibility and fails to identify big complex molecules with mostly reasonable fragments.^{15,20} The SYBA score was trained to distinguish existing synthesizable molecules from artificial complex ones but the performance

was found to be sub-optimal.^{17,23} Many of these structure-/fragment-based approaches are unable to capture small structural differences due to low sensitivity. Yu et al.²⁴ attempt to address this by using a graph representation to classify molecules into hard (HS) and easy (ES) to synthesize similarly to SYBA. The Synthetic Complexity score (SCScore) predicts complexity in terms of required reaction steps and is based on 1024-bit Morgan fingerprints. The SCScore was trained on the assumption that reactants are easier to make than products.²⁵ This score performs well on benchmarks approximating the length of the predicted reaction path but poorly when predicting feasibility in benchmarks using synthesis predictors.¹⁵ The Retrosynthetic Accessibility score (RAscore) predicts synthetic feasibility with respect to a synthesis prediction tool and thus is directly dependent on the performance of the upstream model.²⁶ Similarly, RetroGNN classifies molecules based on retrosynthetic accessibility with the specific aim of being applied in VS.²⁸ Li and Chen suggested a score based on a Communicative Message Passing Neural Network (CMPNN), which aims at discriminating ES from HS based on number of reaction steps using a reaction knowledge graph.²⁷ Recently, the Drug-Focused Retrosynthetic score (DFRscore) was introduced by Kim et al.²⁹ predicting the number of reaction steps required based on a limited set of reaction templates relevant to drug discovery.

The incorporation of human feedback in ML has gained increasing attention since the introduction of RL with Human Feedback (RLHF)³⁰ by OpenAI, which lead to the development of popular tools such as InstructGPT³¹ and ChatGPT.³² Learning with human feedback has also found its way into applications in chemistry: Sheridan et al.³³ trained a random forest model to predict the complexity based on human rankings. Ranking individual molecules instead of preference labeling is likely to suffer from more bias, which might be reflected in the moderate correlations of the labels to the predicted score.³⁴ This is avoided in the design of MolSkill, where the model learns to rank based on binary preferences made by medicinal chemists.²¹ However, the scored objective, general preference, is loosely defined, and substantial pre-filtering of the training data makes the model not applicable to synthesizability

and likely fails to generalize well.

This work presents a novel approach to assess synthetic feasibility and investigates the incorporation of expert knowledge to tune the model towards a desired chemical space. We build on ideas first put forth by Coley et al.²⁵ when introducing the SCScore. As such, we use reaction data to pre-train our model, which implicitly informs on the difficulty of synthesizing a molecule through the relational nature of the data, while containing more information than just the number of reaction steps. Furthermore, by framing this task as a ranking problem based on comparisons between pairs of structures, we avoid the need for a ground truth score (ie. an absolute synthesizability measure), but base the model on reported chemical reactions.^{21,25} To ultimately tune to a specific chemical space in low data regimes, we refined the unbiased baseline model with expert chemist-labeled data in an active-learning type framework as inspired by MolSkill.²¹ Besides the various applications as an offline scoring tool, this fully differentiable approach could also be directly used as guidance in generative models or as a reward function in reinforcement learning (RL) frameworks. Compared to previous work,^{23,25,26} our representations consider stereochemistry and repeated substructures, which are crucial for determining the synthesizability of molecules.

Our main contributions are:

- We propose a novel approach for assessing synthetic feasibility that uses pairwise preferences and fine-tuning with human feedback to focus the model on a desired chemical space. This allows for incorporating expert knowledge and intuition.
- The method is fully differentiable, allowing it to be easily incorporated into generative models.
- Using our FSscore fine-tuned to the chemical space of a generative model we show that we can sample at least 40% synthesizable molecules (according to Chemspace¹), compared to only 17% using the popular SA score, while maintaining good docking

¹<https://chem-space.com>

scores.

- Our experiments show the model can be effectively fine-tuned with relatively small amounts of human-labeled data, as little as 20-50 pairs, which is important for practicality.
- Fine-tuning improved performance separately on several chemical scopes, including PROTACs, demonstrating the approach’s ability to adapt to new domains.

Results and Discussion

The novel ML-based Focused Synthesizability score (FSscore) is trained in two stages. First, we pre-train on a large dataset of reactions to establish an unbiased baseline assessing synthesizability using a graph representation and suitable message passing scheme with local attention (i.e. GATv2³⁵) improving expressivity over similar frameworks such as the SCScore.²⁵ Secondly, we introduce our fine-tuning approach using human expert knowledge, allowing us to focus the score towards a specific chemical space of interest. Our approach to learning a continuous score to assess the synthesizability is inspired by Choung et al.²¹, who framed a similar task as a ranking problem using binary preferences, which avoids the need for a ground truth. Specifically, every data point consists of two molecules, for each of which we predict a scalar in separate forward passes (see Fig. 1). The model learns by minimizing the error (ie. binary cross entropy) between the model’s predicted preference inferred from the score difference and the observed preference from literature for each pair. During the pre-training stage, the pairs consist of reactants *vs.* products, assuming increasing complexity during a reaction, while during fine-tuning these binary labels come from human experts, database look-ups or custom scores. Detailed information on the architecture and training can be found in the Appendix S2.

We compare our approach with established scores, namely SA score, SCScore, SYBA, and RAscore, and report numerous metrics as described in Appendix S5. We investigate

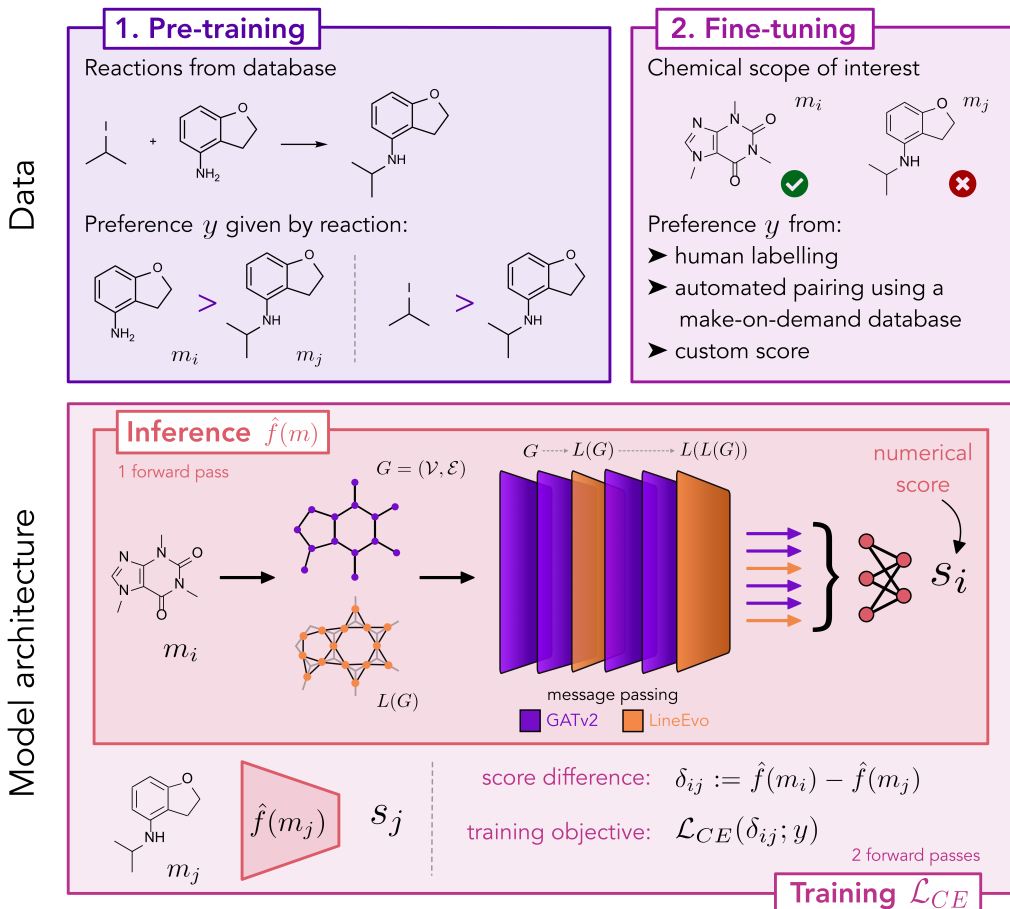


Figure 1: Schematic overview of the data sources, architecture and training pipeline. For pre-training, data is extracted from reaction datasets, while fine-tuning is with a custom chemical scope of interest that can be labeled in various ways. Training the FScore requires two forward passes for both molecules in the binary preference pair, while at inference time, one forward pass is sufficient to obtain the score.

the qualitative performance of the pre-trained model on the MOSES³⁶ and COCONUT³⁷ datasets. MOSES contains commercially available drug-like molecules and is often used to benchmark generative models for drug discovery and COCONUT is a collection of natural products extracted from various sources.^{36,37}

We showcase the model’s ability to efficiently focus our score by fine-tuning on several datasets (see Appendix S3.2):

- A subset from the pre-training set with chiral tetrahedral centers. The molecule with assigned chirality is labeled as more complex as opposed to the same molecule stripped

of the respective assignment.

- The MC (manually curated) and CP (computationally picked) test sets published with the SYBA score.²³ Labels are provided and correspond to ES and HS.
- The meanComplexity dataset containing averaged complexity scores from chemists.³³ Binary labels are extracted from the continuous score [1,5] based on a set-off of at least two.
- The PROTAC-DB,³⁸ which is an open-source collection of PROTACs. Labels were obtained from human experts.

Additionally, the applicability to a generative modeling task is assessed using REINVENT with Augmented Memory^{7,39} as a molecular generator. For details consult Appendix S4

All code used for training, fine-tuning, and scoring the FSScore is available at <https://github.com/schwallergroup/fsscore>. This repository also includes an application that can be run locally and allows a more accessible way to label data, fine-tune, and deploy a model. More information on the application can be found in Appendix S1.1.

1.1 Base model

The pre-trained model with varying algorithmic (graph neural network (GNN) *vs.* multilayer perceptron (MLP)) and representation (graph *vs.* fingerprint) implementations was evaluated on the hold-out test set (see Tab. 1). The graph versions outperform fingerprint representations by a small difference and the best-performing model is used for further investigations. This corresponds to the GNN with GATv2 and LineEvo layers (GGLGGL). Furthermore, preliminary investigations with models trained on a random subset of 100k data points showed weaknesses of the boolean Morgan fingerprint, resulting in a biased comparison. Not including the counts of fragments in the fingerprint leads to the inability to capture complexity based on recurrence, even if the single fragment is common in the training set. The original

publication of the SCScore briefly touches on the impact of varying the Morgan fingerprint. Still, contrary to our results, they found this aspect to not influence the performance, leading them to choose the boolean 1024-bit vector.²⁵ Furthermore, results on chirality considerations discussed below supported the choice of the graph-based representation. Results with the count-based Morgan fingerprint can be found in the Appendix.

The analysis of the pre-trained model’s predictions on MOSES (known drugs)³⁶ and COCONUT (natural products)³⁷ shows that the pre-trained FSscore is unable to distinguish these molecule classes assuming that COCONUT³⁷ contains more complex structures (see Fig. 2). While both the fingerprint- and graph-based FSscore outperform the SCScore in the area under the receiver operating characteristic curve (*AUC*), the SA score, SYBA and RAscore yield better results. The structures found in COCONUT³⁷ are likely out-of-distribution for the FSscore highlighting the opportunity for fine-tuning, but it also emphasizes the power of rule-based methods such as the SA score.

1.2 Application-specific model refinement

Given the absence of a ground truth and the experimental evaluation being disproportionate, we evaluated the refined (i.e. fine-tuned) model with several case studies. First, we show proof of concept with simple tasks. Next, the usefulness on "uncommon" chemical spaces is

Table 1: Performance on the hold-out test set of graph-based models compared to various fingerprint implementations (binary/counts; +/− chirality). Accuracy (*Acc*) and *AUC* based on the score differences are reported. The best-performing model is highlighted in bold. G = GATv2 layer; L = LineEvo layer

Model	Representation	<i>Acc</i> ↑	<i>AUC</i> ↑
GNN (GGLGGL)	graph	0.905	0.971
GNN (GGG)	graph	0.903	0.970
MLP	binary	0.87	0.954
MLP	counts	0.880	0.959
MLP	binary chiral	0.867	0.952
MLP	counts chiral	0.875	0.957

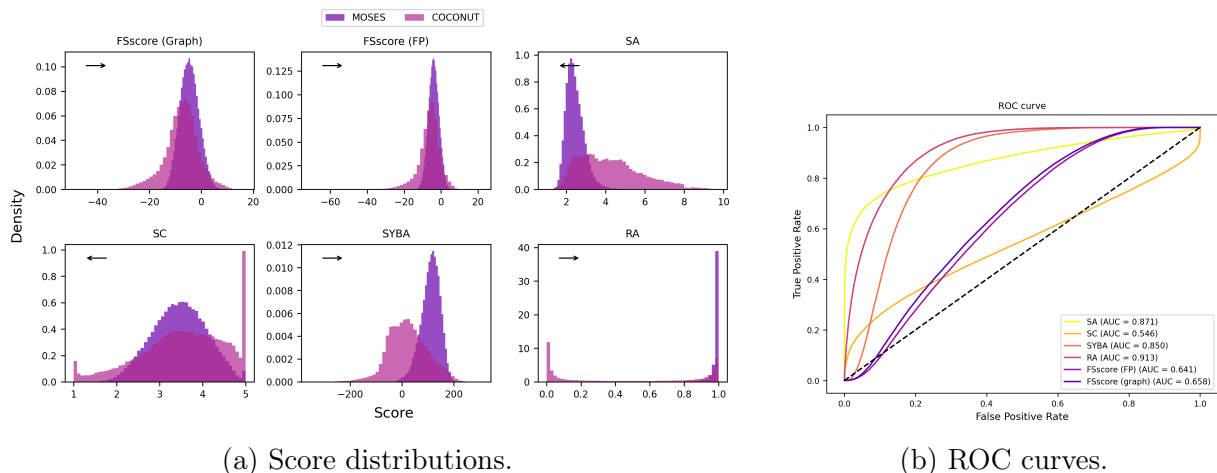


Figure 2: Results showcasing the ability to differentiate molecules originating from MOSES³⁶ from those in COCONUT.³⁷ The latter are expected to be more complex being natural products. The ROC curves in Figure 2b detail the power to discriminate MOSES³⁶ from COCONUT.³⁷ The arrows in the distribution plot (Fig. 2a) indicate the direction of higher synthetic feasibility.

demonstrated, and subsequently, the application to generative modeling is showcased.

1.2.1 Proof of concept case studies

Figure 3 showcases the inability of all baseline scores, including our pre-trained models, to differentiate structures with assigned chirality from those without assignment. Synthesizing a predefined stereoisomer is a much more challenging task than being able to choose or even leave it up to chance. Figure 3b shows that fine-tuning on the chirality test set allows the differentiation of molecules in terms of their chirality assignment resulting in predicting molecules with a given isomer as more difficult to synthesize. The performance could likely be improved by increasing the dataset size as opposed to the 50 pairs used here. While the fingerprint-based models (Morgan *chiral* counts) are able to predict different scores, the meaning of the different representations is not captured by either the pre-trained or fine-tuned model.

Both SYBA test sets show room for improvement from the pre-trained baseline while the RAscore, SA score and SYBA perform well at distinguishing hard (HS) from easy (ES) to

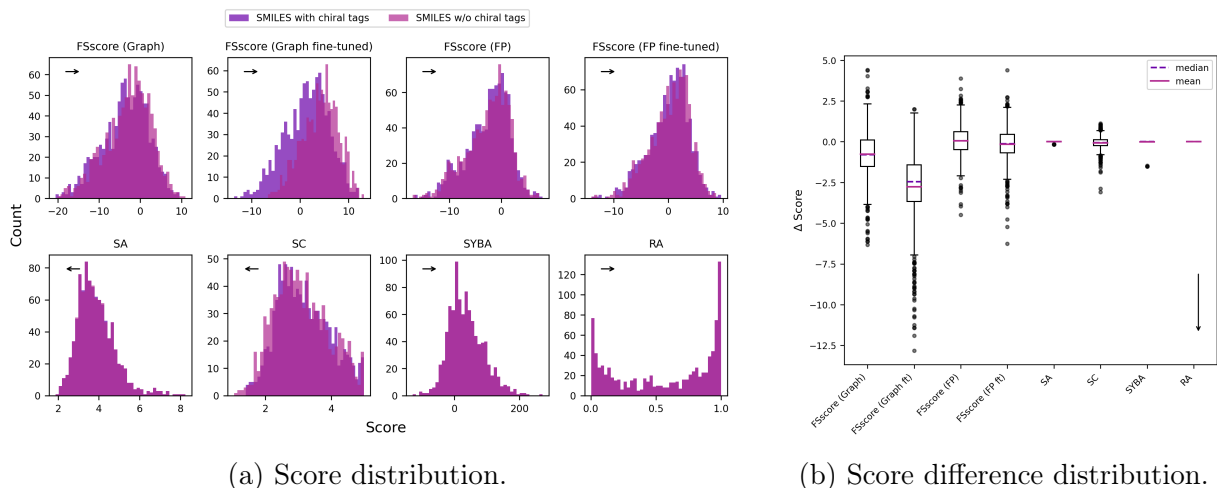


Figure 3: Distributions showing the ability to differentiate molecules with assigned tetrahedral chirality from their unassigned counterpart. The desired prediction would score the assigned molecules as more complex resulting in negative delta values (assigned - unassigned) in Figure 3b.

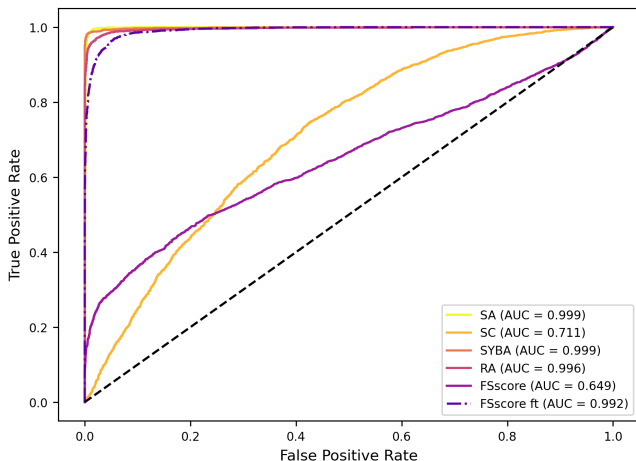


Figure 4: ROC curves showcasing the classification power of the various models to separate hard (HS) from easy (ES) to synthesize in the CP test set.

synthesize. The RAscore, being a classifier, has a structural advantage on this task. The same is true for SYBA, which was purposely trained to perform well on such datasets. The high *AUC* with the SA score is to be expected on the CP set, where all HS molecules contain a ring-bridging atom. Thus, the CP dataset having clearly distinct homogeneous classes represents an ideal proof of concept fine-tuning task, which resulted in substantial increase in performance yielding an *AUC* of 0.992 when fine-tuning on only 50 pairs. Good performance

gain was even achieved with fewer data points as seen in Table S2. The MC test set is more diverse and the limited dataset size (40 pairs) makes evaluation challenging. The good performance of the SA score on the MC set is more surprising (see Fig. S8) and showcases how well-formulated rules are valuable on in-distribution datasets. However, the FSscore can also improve on such a heterogeneous dataset as shown in Table S2. When using overlapping pairs (molecules can appear in multiple pairs) the performance is improved substantially improved over the unique setting, however with the trade-off of reduced generalizability measured as performance on the pre-training test set (see Tab. S3). Furthermore, our goal is to keep the fine-tuning size to a minimum in order to facilitate human labeling. This set of experiments accentuates how the heterogeneity dictates the data demand but our results also indicate that it is still possible to gain performance on as little as 20 data points on the MC set.

The ability to score molecules, whose complexity was assigned by chemists, was assessed on the meanComplexity dataset by Sheridan et al.³³. The correlations between all scores and the meanComplexity are shown in Figure S10. The correlation to meanComplexity was improved through fine-tuning (see Tab. S4) but still lacks behind scores such as SA score or RAscore. This could likely be rescued by increasing the fine-tuning dataset size from 50 pairs, which we aimed at keeping small. Only by using 500 overlapping pairs (molecules can appear in multiple pairs) can the fine-tuned FSscore outperform the SA score in terms of PCC (0.84 vs. 0.8 – see Figure S11).

1.2.2 Beyond Rule-of-Five drugs: PROTACs

PROTACs are large molecules (700-1100 Da) compared to traditional drugs but their fragmented composition allows the synthesis of each ligand and the linker separately before connecting the three parts. Thus, their size often misleads known scores, ranking them as synthetically hard, generating unreliable scores. Feedback from an expert chemist in PROTACs, remarked that most molecules are relatively easy to synthesize. Figure 6 shows a distinct shift towards higher predicted synthetic feasibility after fine-tuning the FSscore

and Figure 5 highlights the narrowing gap between each PROTAC and the respective most complex fragment (ligands or linker) after fine-tuning. The latter observation is desirable under the assumption that connecting the three fragments is not challenging, the complexity of the full PROTAC is not much higher than its most complex components. However, the increase in performance is small (50 pairs: *Acc* increases from 0.53 to 0.57 and *AUC* from 0.43 to 0.52) on all tested fine-tuning dataset sizes and evaluation is challenging with only 100 labels (see Tab. S2). The performance gain on all PROTACs and the learning curves (see Fig. S33) demonstrate the ability to learn relevant features, indicating that with additional labeled data, the performance could be further increased.

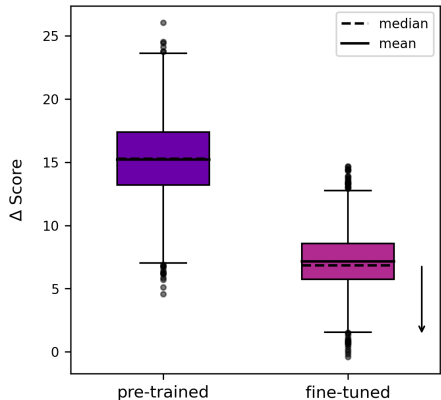


Figure 5: FScore difference between full PROTAC and most complex respective fragment (either of the two ligands or linker).

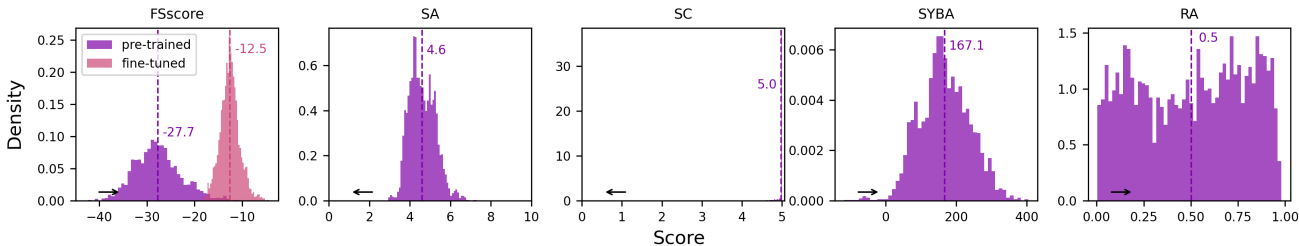


Figure 6: Score distributions obtained for the PROTAC-DB sample. The first plot shows the scores before (grey) and after (purple) fine-tuning on 80 pairs of human-labeled PROTACs. The arrows each indicate direction of higher synthetic feasibility and the dashed line marks the mean.

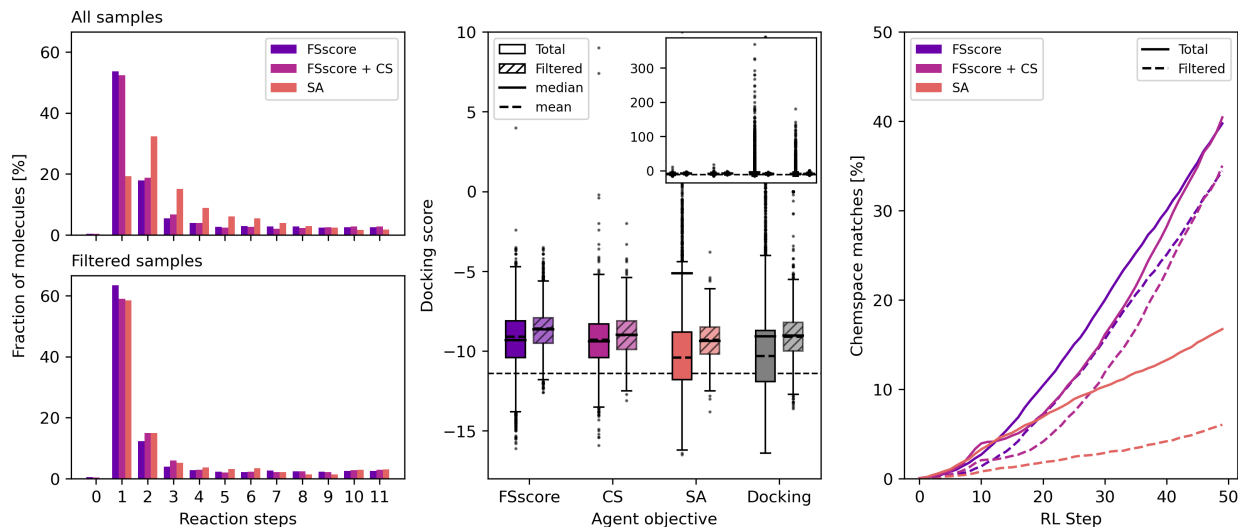


Figure 7: Analysis of the generated molecules optimized for the FSscore (human labeling: *FSscore*; Chemspace labeling: *FSscore + CS*) or the SA score. *Left*: Fraction of reaction steps predicted by AiZynthFinder⁴⁰ for each generated molecule before (*upper*) and after (*lower*) filtering. Zero reaction steps indicate that the compound was found in commercial providers. *Middle*: Box plots displaying the distribution of docking scores for the four trained agents. The dashed line indicates the docking score of the true ligand Risperidone. *Right*: Cumulative fraction of generated molecules over the optimization steps that have a match in the Chemspace database.⁴¹ (CS = Chemspace)

1.2.3 Targeted Improvement of Generated Structures

Our last case study couples human feedback to a generative model attempting targeted improvement of synthetic feasibility of the generated molecules. The optimization of the first agent for docking to the D2 Dopamine receptor (DRD2, PDB ID: 6CM4), which is a target for antipsychotic drugs, leads to the generation of lipophilic structures and polyaromatic ring systems. To improve the synthesizability two other agents are optimized using the FSscore as a reward function: the first approach fine-tunes the FSscore once with the docking-agent output and optimizes the generator agent over 50 steps while the second approach iteratively fine-tunes the FSscore at every step with the newly generated SMILES that are paired with the most similar molecules in Chemspace. Figure 7 shows the superiority of the FSscore over the SA score in capturing the synthetic feasibility and generating molecules that are predicted to require fewer reaction steps. This comes at the expense in terms of docking

score compared to the SA-optimized agent, which in turn generated many outliers with high docking scores. Interestingly, when applying the common filters using PAINS alerts⁴² and Lipinski rules (molecular weight < 500 g/mol, less than 5 hydrogen bond donors and less than 10 hydrogen bond acceptors, logP between -5 and 5) only 13% of the SA-optimized molecules pass while 69% and 73% pass for the expert-tuned and Chemspace-tuned FScore, respectively. The baseline with SA even reduced the fraction passing those filters from 30% after optimizing for docking indicating that SA is not suited to this task despite countless applications in the literature.^{9,43-46} This further indicates that the FScore seemingly captures additional features relevant to this application not solely connected to synthesizability. Most convincingly, however, is the increase in exact matches found in Chemspace when using either approach optimizing for the FScore compared to when using the SA score (40% compared to 17% and 35% compared to 6% after filtering). The reported fraction of matches reports the number of molecules that are certain to be synthesizable and is further only the lower bound of that. Figure S25 shows examples of generated structures of all three agents. The random subsets of structures highlight that the SA score is not suited to this task, resulting in a high frequency of undesirable motifs, such as chains of phenyl groups connected by single bonds. Selected examples from the top ten generated structures according to docking scores, are displayed in Figure 8 alongside the reference crystal structure. All structures with the best docking scores have an aromatic ring in the same position as the reference allowing a $\pi\pi$ -interaction and a few of them potentially enabling the hydrogen bond to Asp114. This case study highlights how the FScore can be adapted to a more challenging task allowing the *de novo* generation of molecules with improved synthetic feasibility while being constrained through the primary objective of docking. The comparison to the SA score emphasizes the advantage of tailoring our score to this specific data distribution.

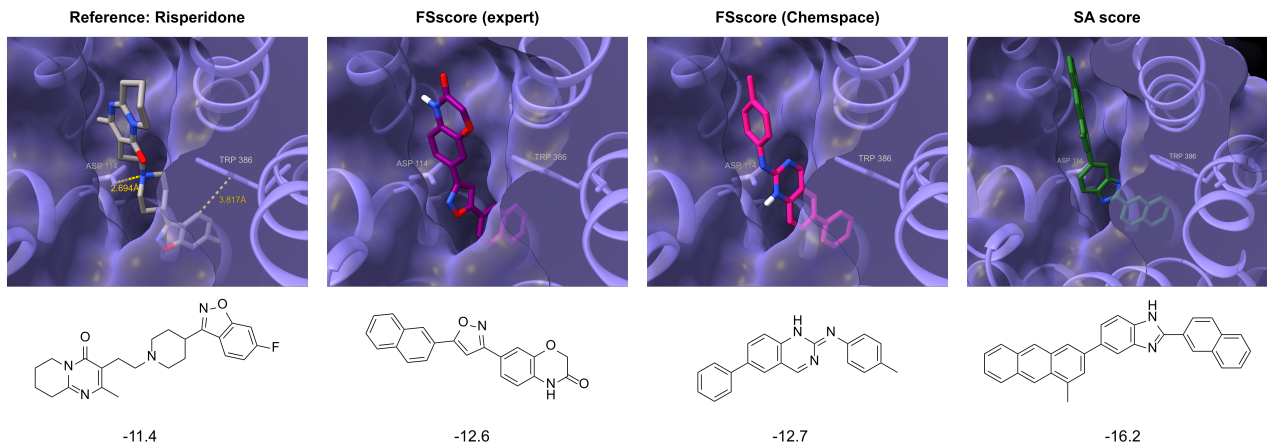


Figure 8: Examples of docked generated molecules with docking scores in the top 10. The first panel shows the reference crystal structure of DRD2 with the ligand Risperidone (PDB ID: 6CM4). *Upper*: Docked ligands. *Middle*: 2D depiction. *Lower*: Docking score.

Conclusion

We have introduced the Focused Synthesizability score (FSscore), a novel machine learning approach to evaluate the synthetic feasibility of molecules. The FSscore represents a powerful tool for practicing chemists working in areas like drug discovery, organic synthesis, and molecular design. By leveraging pairwise preference learning on a large dataset of chemical reactions, the FSscore establishes a robust baseline for assessing synthesizability. However, the true strength of our approach lies in the ability to fine-tune the model using human feedback, allowing chemists to personalize and focus the FSscore towards specific chemical spaces or synthesis objectives of interest. Through several case studies, we have demonstrated the FSscore’s efficacy in learning from relatively small amounts of labeled data provided by expert chemists. Fine-tuning improved performance across diverse chemical domains, such as chiral molecules, PROTACs, and drug-like compounds, highlighting the method’s versatility and adaptability.

Importantly, the FSscore represents a practical and user-friendly tool. Using our provided application, chemists can readily score molecules, provide preference labels, fine-tune the model to their needs, and deploy a personalized synthesizability model—all without requiring

specialized coding expertise. Furthermore, as a fully differentiable approach, the FSscore could be seamlessly integrated into generative models, reinforcement learning frameworks, or serve as a filter for virtual screening studies.

Our experiments optimizing a molecular generator with the FSscore demonstrated a substantial increase in the fraction of produced molecules that are known to be synthesizable according to commercial catalogs, compared to using traditional metrics. This emphasizes the FSscore’s potential to guide computational molecular design towards synthetically accessible regions.

In summary, the FSscore provides chemists with a flexible, data-driven tool to assess and prioritize molecules based on synthetic feasibility considerations, bridging the domains of computational and experimental chemistry. We envision this approach will accelerate molecular discovery efforts by effectively leveraging both machine learning capabilities and human chemical intuition.

Acknowledgement

RMN thanks VantAI (USA) for their support. PS acknowledges support from the NCCR Catalysis (grant number 180544), a National Centre of Competence in Research funded by the Swiss National Science Foundation. We also thank Chalada Suebsuwong and Zlatko Jončev for their expert chemistry feedback and Théo Neukomm for his help with the application. We thank Yurii Moroz and Chemspace for the API access to their molecule search.

References

- (1) Polishchuk, P. G.; Madzhidov, T. I.; Varnek, A. Estimation of the size of drug-like chemical space based on GDB-17 data. *Journal of computer-aided molecular design* **2013**, *27*, 675–679.

- (2) Reymond, J.-L.; Van Deursen, R.; Blum, L. C.; Ruddigkeit, L. Chemical space as a source for new drugs. *MedChemComm* **2010**, *1*, 30–38.
- (3) Walters, W. P.; Stahl, M. T.; Murcko, M. A. Virtual screening—an overview. *Drug Discovery Today* **1998**, *3*, 160–178.
- (4) Olivecrona, M.; Blaschke, T.; Engkvist, O.; Chen, H. Molecular de-novo design through deep reinforcement learning. *Journal of Cheminformatics* **2017**, *9*, 48.
- (5) Gómez-Bombarelli, R.; Wei, J. N.; Duvenaud, D.; Hernández-Lobato, J. M.; Sánchez-Lengeling, B.; Sheberla, D.; Aguilera-Iparraguirre, J.; Hirzel, T. D.; Adams, R. P.; Aspuru-Guzik, A. Automatic Chemical Design Using a Data-Driven Continuous Representation of Molecules. *ACS Central Science* **2018**, *4*, 268–276, Publisher: American Chemical Society.
- (6) You, J.; Liu, B.; Ying, Z.; Pande, V.; Leskovec, J. Graph Convolutional Policy Network for Goal-Directed Molecular Graph Generation. *Advances in Neural Information Processing Systems*. 2018.
- (7) Blaschke, T.; Arús-Pous, J.; Chen, H.; Margreitter, C.; Tyrchan, C.; Engkvist, O.; Papadopoulos, K.; Patronov, A. REINVENT 2.0: An AI Tool for De Novo Drug Design. *Journal of Chemical Information and Modeling* **2020**, *60*, 5918–5922, Publisher: American Chemical Society.
- (8) Yang, Y.; Zheng, S.; Su, S.; Zhao, C.; Xu, J.; Chen, H. SyntaLinker: automatic fragment linking with deep conditional transformer neural networks. *Chemical Science* **2020**, *11*, 8312–8322, Publisher: Royal Society of Chemistry.
- (9) De Cao, N.; Kipf, T. MolGAN: An implicit generative model for small molecular graphs. 2022; <http://arxiv.org/abs/1805.11973>, arXiv:1805.11973 [cs, stat].

- (10) Peng, X.; Luo, S.; Guan, J.; Xie, Q.; Peng, J.; Ma, J. Pocket2Mol: Efficient Molecular Sampling Based on 3D Protein Pockets. 2022; <http://arxiv.org/abs/2205.07249>, arXiv:2205.07249 [cs, q-bio].
- (11) Guo, J.; Knuth, F.; Margreitter, C.; Janet, J. P.; Papadopoulos, K.; Engkvist, O.; Patronov, A. Link-INVENT: Generative Linker Design with Reinforcement Learning. **2022**,
- (12) Adams, K.; Coley, C. W. Equivariant Shape-Conditioned Generation of 3D Molecules for Ligand-Based Drug Design. 2022; <http://arxiv.org/abs/2210.04893>, arXiv:2210.04893 [physics, q-bio].
- (13) Schneuing, A.; Du, Y.; Harris, C.; Jamasb, A.; Igashov, I.; Du, W.; Blundell, T.; Lió, P.; Gomes, C.; Welling, M.; Bronstein, M.; Correia, B. Structure-based Drug Design with Equivariant Diffusion Models. 2022; <http://arxiv.org/abs/2210.13695>, arXiv:2210.13695 [cs, q-bio].
- (14) Igashov, I.; Stärk, H.; Vignac, C.; Satorras, V. G.; Frossard, P.; Welling, M.; Bronstein, M.; Correia, B. Equivariant 3D-Conditional Diffusion Models for Molecular Linker Design. 2022; <http://arxiv.org/abs/2210.05274>, arXiv:2210.05274 [cs, q-bio].
- (15) Bilodeau, C.; Jin, W.; Jaakkola, T.; Barzilay, R.; Jensen, K. F. Generative models for molecular discovery: Recent advances and challenges. *WIREs Computational Molecular Science* **2022**, *12*, e1608, _eprint: <https://onlinelibrary.wiley.com/doi/pdf/10.1002/wcms.1608>.
- (16) Baillif, B.; Cole, J.; McCabe, P.; Bender, A. Deep generative models for 3D molecular structure. *Current Opinion in Structural Biology* **2023**, *80*, 102566.
- (17) Skoraczynski, G.; Kitlas, M.; Miasojedow, B.; Gambin, A. Critical assessment of synthetic accessibility scores in computer-assisted synthesis planning. *Journal of Cheminformatics* **2023**, *15*, 6.

- (18) Ivanenkov, Y.; Zagribelnyy, B.; Malyshev, A.; Evteev, S.; Terentiev, V.; Kamya, P.; Bezrukov, D.; Aliper, A.; Ren, F.; Zhavoronkov, A. The Hitchhiker’s Guide to Deep Learning Driven Generative Chemistry. *ACS Medicinal Chemistry Letters* **2023**, Publisher: American Chemical Society.
- (19) Gao, W.; Coley, C. W. The Synthesizability of Molecules Proposed by Generative Models. *Journal of Chemical Information and Modeling* **2020**, *60*, 5714–5723, Publisher: American Chemical Society.
- (20) Stanley, M.; Segler, M. Fake it until you make it? Generative de novo design and virtual screening of synthesizable molecules. *Current Opinion in Structural Biology* **2023**, *82*, 102658.
- (21) Choung, O.-H.; Vianello, R.; Segler, M.; Stiefl, N.; Jiménez-Luna, J. Learning chemical intuition from humans in the loop. 2023; <https://chemrxiv.org/engage/chemrxiv/article-details/63f89282897b18336f0c5a55>.
- (22) Ertl, P.; Schuffenhauer, A. Estimation of synthetic accessibility score of drug-like molecules based on molecular complexity and fragment contributions. *Journal of Cheminformatics* **2009**, *1*, 8.
- (23) Voršilák, M.; Kolář, M.; Čmelo, I.; Svozil, D. SYBA: Bayesian estimation of synthetic accessibility of organic compounds. *Journal of Cheminformatics* **2020**, *12*, 35.
- (24) Yu, J.; Wang, J.; Zhao, H.; Gao, J.; Kang, Y.; Cao, D.; Wang, Z.; Hou, T. Organic Compound Synthetic Accessibility Prediction Based on the Graph Attention Mechanism. *Journal of Chemical Information and Modeling* **2022**, *62*, 2973–2986, Publisher: American Chemical Society.
- (25) Coley, C. W.; Rogers, L.; Green, W. H.; Jensen, K. F. SCScore: Synthetic Complexity Learned from a Reaction Corpus. *Journal of Chemical Information and Modeling* **2018**, *58*, 252–261, Publisher: American Chemical Society.

- (26) Thakkar, A.; Chadimová, V.; Bjerrum, E. J.; Engkvist, O.; Reymond, J.-L. Retrosynthetic accessibility score (RAscore) – rapid machine learned synthesizability classification from AI driven retrosynthetic planning. *Chemical Science* **2021**, *12*, 3339–3349, Publisher: The Royal Society of Chemistry.
- (27) Li, B.; Chen, H. Prediction of Compound Synthesis Accessibility Based on Reaction Knowledge Graph. *Molecules* **2022**, *27*, 1039, Number: 3 Publisher: Multidisciplinary Digital Publishing Institute.
- (28) Liu, C.-H.; Korablyov, M.; Jastrzębski, S.; Włodarczyk-Pruszyński, P.; Bengio, Y.; Segler, M. RetroGNN: Fast Estimation of Synthesizability for Virtual Screening and De Novo Design by Learning from Slow Retrosynthesis Software. *Journal of Chemical Information and Modeling* **2022**, *62*, 2293–2300, Publisher: American Chemical Society.
- (29) Kim, H.; Lee, K.; Kim, C.; Lim, J.; Kim, W. Y. DFRscore: Deep Learning-Based Scoring of Synthetic Complexity with Drug-Focused Retrosynthetic Analysis for High-Throughput Virtual Screening. *Journal of Chemical Information and Modeling* **2023**, Publisher: American Chemical Society.
- (30) Christiano, P. F.; Leike, J.; Brown, T.; Martic, M.; Legg, S.; Amodei, D. Deep Reinforcement Learning from Human Preferences. *Advances in Neural Information Processing Systems*. 2017.
- (31) Ouyang, L. et al. Training language models to follow instructions with human feedback. 2022; <http://arxiv.org/abs/2203.02155>, arXiv:2203.02155 [cs].
- (32) Introducing ChatGPT. <https://openai.com/blog/chatgpt>, 2022.
- (33) Sheridan, R. P.; Zorn, N.; Sherer, E. C.; Campeau, L.-C.; Chang, C. Z.; Cumming, J.; Maddess, M. L.; Nantermet, P. G.; Sinz, C. J.; O’Shea, P. D. Modeling a Crowdsourced Definition of Molecular Complexity. *Journal of Chemical Information and Modeling* **2014**, *54*, 1604–1616, Publisher: American Chemical Society.

- (34) Kahneman, D.; Tversky, A. Choices, values, and frames. *American psychologist* **1984**, *39*, 341.
- (35) Brody, S.; Alon, U.; Yahav, E. How Attentive are Graph Attention Networks? International Conference on Learning Representations. 2022.
- (36) Polykovskiy, D. et al. Molecular Sets (MOSES): A Benchmarking Platform for Molecular Generation Models. *Frontiers in Pharmacology* **2020**, *11*.
- (37) Sorokina, M.; Merseburger, P.; Rajan, K.; Yirik, M. A.; Steinbeck, C. COCONUT online: Collection of Open Natural Products database. *Journal of Cheminformatics* **2021**, *13*, 2.
- (38) Weng, G.; Cai, X.; Cao, D.; Du, H.; Shen, C.; Deng, Y.; He, Q.; Yang, B.; Li, D.; Hou, T. PROTAC-DB 2.0: an updated database of PROTACs. *Nucleic Acids Research* **2022**, gkac946.
- (39) Guo, J.; Schwaller, P. Augmented Memory: Capitalizing on Experience Replay to Accelerate De Novo Molecular Design. 2023; <http://arxiv.org/abs/2305.16160>, arXiv:2305.16160 [cs, q-bio].
- (40) Genheden, S.; Thakkar, A.; Chadimová, V.; Reymond, J.-L.; Engkvist, O.; Bjerrum, E. AiZynthFinder: a fast, robust and flexible open-source software for retrosynthetic planning. *Journal of Cheminformatics* **2020**, *12*, 70.
- (41) Chemspace search. <https://chem-space.com/search>.
- (42) Baell, J. B.; Holloway, G. A. New Substructure Filters for Removal of Pan Assay Interference Compounds (PAINS) from Screening Libraries and for Their Exclusion in Bioassays | Journal of Medicinal Chemistry. *Journal of medicinal chemistry* **2010**, *53*, 2719–2740.

- (43) H. Jensen, J. A graph-based genetic algorithm and generative model/Monte Carlo tree search for the exploration of chemical space. *Chemical Science* **2019**, *10*, 3567–3572, Publisher: Royal Society of Chemistry.
- (44) Cofala, T.; Elend, L.; Mirbach, P.; Prellberg, J.; Teusch, T.; Kramer, O. Evolutionary Multi-objective Design of SARS-CoV-2 Protease Inhibitor Candidates. Parallel Problem Solving from Nature – PPSN XVI. Cham, 2020; pp 357–371.
- (45) Nigam, A.; Pollice, R.; Tom, G.; Jorner, K.; Thiede, L. A.; Kundaje, A.; Aspuru-Guzik, A. Tartarus: A Benchmarking Platform for Realistic And Practical Inverse Molecular Design. 2022; <http://arxiv.org/abs/2209.12487>, arXiv:2209.12487 [cs].
- (46) Wang, J.; Wang, X.; Sun, H.; Wang, M.; Zeng, Y.; Jiang, D.; Wu, Z.; Liu, Z.; Liao, B.; Yao, X.; Hsieh, C.-Y.; Cao, D.; Chen, X.; Hou, T. ChemistGA: A Chemical Synthesizable Accessible Molecular Generation Algorithm for Real-World Drug Discovery. *Journal of Medicinal Chemistry* **2022**, *65*, 12482–12496, Publisher: American Chemical Society.