

Robust Point Matching with Distance Profiles

YoonHaeng Hur¹ and Yuehaw Khoo¹

¹Department of Statistics, University of Chicago

November 26, 2024

Abstract

We show the outlier robustness and noise stability of practical matching procedures based on distance profiles. Although the idea of matching points based on invariants like distance profiles has a long history in the literature, there has been little understanding of the theoretical properties of such procedures, especially in the presence of outliers and noise. We provide a theoretical analysis showing that under certain probabilistic settings, the proposed matching procedure is successful with high probability even in the presence of outliers and noise. We demonstrate the performance of the proposed method using a real data example and provide simulation studies to complement the theoretical findings. Lastly, we extend the concept of distance profiles to the abstract setting and connect the proposed matching procedure to the Gromov-Wasserstein distance and its lower bound, with a new sample complexity result derived based on the properties of distance profiles. As a result, we contribute to the literature by providing theoretical underpinnings of the matching procedures based on invariants like distance profiles, which have been widely used in practice but have rarely been analyzed theoretically.

1 Introduction

Matching is one of the most fundamental tasks of modern data science, which can be found in numerous applications. For instance, the goal of shape correspondence problems [37] in computer graphics is to match corresponding parts of different geometric shapes, often obtained by 3D scanners or imaging equipment used for Magnetic Resonance Imaging (MRI) or Computed Tomography (CT). Graph matching aims to find corresponding nodes between two or more graphs representing structured data, such as neuronal connectivity in human brains [36] or social networks [6].

A formal mathematical framework for matching [27] conceptualizes objects as metric measure spaces, which are essentially probability measures defined on suitable metric spaces. In practice, of course, objects are not fully available and thus approximated by suitable point clouds, say, $\{X_1, \dots, X_n\}$ and $\{Y_1, \dots, Y_m\}$ on \mathbb{R}^d , respectively, and the practical goal is to match these point clouds. Quadratic matching is one of the most standard approaches to this problem, which formulates and solves a quadratic program based on pairwise distances $\{\|X_i - X_\ell\|_2\}_{i,\ell=1}^n$ and $\{\|Y_j - Y_\ell\|_2\}_{j,\ell=1}^m$. When $n = m$, quadratic matching finds a one-to-one correspondence that aligns the pairwise distances as closely as possible, which is formulated as a Quadratic Assignment Problem (QAP) [22, 25]. When $n \neq m$, the notion of correspondence is relaxed to soft assignments or couplings, leading to the formulation of the Gromov-Wasserstein distance [27], which has been increasingly used in applications, such as word alignment [2], statistical inference [7, 41], and generative modeling [9, 20]. On the practical side, however, quadratic matching requires solving a quadratic program that is NP-hard in general, and thus needs to rely on several methods, such as convex relaxation [1], semidefinite relaxation [42, 21], spectral relaxation [24], or entropic regularization [33, 35, 32].

Matching procedures based on the pairwise distances $\{\|X_i - X_\ell\|_2\}_{i,\ell=1}^n, \{\|Y_j - Y_\ell\|_2\}_{j,\ell=1}^m$ are invariant to rigid transformations, which is desirable in practice. For instance, in imaging problems, the images of the objects of interest are often obtained from different angles and thus need to be matched up to rigid transformations. However, such procedures are difficult to analyze theoretically and the literature has been mostly studying theoretical guarantees for other matching procedures using $\|X_i - Y_j\|_2$'s, which aim to match the points based on the proximity. [11, 23, 40] establish theoretical results on recovering the ground truth matching for the procedures based on $\|X_i - Y_j\|_2$'s under some noise, and [19, 29, 18] show matching guarantees in the presence of outliers. Although Theorem 2 of [40] concerns a procedure using the pairwise distances $\{\|X_i - X_\ell\|_2\}_{i,\ell=1}^n$ and $\{\|Y_j - Y_\ell\|_2\}_{j,\ell=1}^m$, it requires solving a nontrivial minimization over permutations, which is computationally challenging, and the result does not consider the presence of outliers.

Motivated by the above challenges, this paper theoretically establishes outlier robustness and noise stability for a matching procedure based on the pairwise distances $\{\|X_i - X_\ell\|_2\}_{i,\ell=1}^n$ and $\{\|Y_j - Y_\ell\|_2\}_{j,\ell=1}^m$, which is easily implementable in practice. The proposed procedure associates each point with the set of distances from it to other points, namely, X_i and Y_j are associated with the sets of distances to the other points $\{\|X_i - X_\ell\|_2\}_{\ell=1}^n$ and $\{\|Y_j - Y_\ell\|_2\}_{\ell=1}^m$, which we call the distance profiles of X_i and Y_j , respectively. The matching procedure is to find for each X_i , the point Y_j having the most similar distance profile to that of X_i , where the similarity is measured by a suitable quantity between the sets $\{\|X_i - X_\ell\|_2\}_{\ell=1}^n$ and $\{\|Y_j - Y_\ell\|_2\}_{\ell=1}^m$. The idea of associating a point with suitable invariants based on the distances to other points from it has a long history in the object matching literature, which includes shape contexts [4, 34], integral invariants [26], invariant histograms [8], and the local distribution of distances [27]. However, theoretical results on robustness of such methods are rarely found in the literature. In the context of random graph matching, [14, 13] propose and analyze a degree profile matching procedure based on the adjacency matrices $(A_{i\ell})_{i,\ell=1}^n$ and $(B_{j\ell})_{j,\ell=1}^m$ of certain correlated random graphs. However, their analysis focuses on random graph models, such as Erdős-Rényi and correlated Wigner models, where the edges are independently generated, namely, $(A_{i\ell})_{i,\ell=1}^n$ are mutually independent, which is substantially different from our setting where the distances $\{\|X_i - X_\ell\|_2\}_{i,\ell=1}^n$ are not mutually independent.

Our contribution We show the outlier robustness and noise stability of practical matching procedures based on distance profiles. The idea of matching points based on invariants like distance profiles has a long history in the literature, proposed and rediscovered multiple times under different names and contexts [4, 34, 26, 8, 27, 14, 13]. However, there has been little understanding of the theoretical properties of such procedures, especially in the presence of outliers and noise. We provide a theoretical analysis showing that under certain probabilistic settings, the proposed matching procedure is successful with high probability even in the presence of outliers and noise. We check the performance of the proposed method using a stylized data example and provide simulation studies to complement the theoretical findings. Lastly, we extend the concept of distance profiles to the abstract setting and connect the proposed matching procedure to the Gromov-Wasserstein distance and its lower bound [27], with a new sample complexity result derived based on the properties of distance profiles. As a result, we contribute to the literature by providing theoretical underpinnings of the matching procedures based on invariants like distance profiles, which have been widely used in practice but have rarely been analyzed theoretically.

Notation For any $k \in \mathbb{N}$, let $[k]$ denote $\{1, \dots, k\}$, $\Delta_k = \{(p_1, \dots, p_k) \in \mathbb{R}_+^k : \sum_{i=1}^k p_i = 1\}$ denote the probability simplex, and \mathcal{S}_k denote the set of all permutations on $[k]$. For $a, b \in \mathbb{R}$, let $a \vee b = \max\{a, b\}$ and $a \wedge b = \min\{a, b\}$. Let $\mathcal{P}(\mathbb{R}^d)$ denote the set of all Borel probability measures defined on \mathbb{R}^d and for any $z \in \mathbb{R}^d$, let $\delta_z \in \mathcal{P}(\mathbb{R}^d)$ denote the Dirac measure at z . We denote by W_p the Wasserstein- p distance for $p \geq 1$. For any measure μ on a measurable space \mathcal{X} and a measurable function $f: \mathcal{X} \rightarrow \mathbb{R}$, let $\mu f = \int_{\mathcal{X}} f d\mu$.

1.1 Distance Profile Matching

We first describe the distance profile matching procedure that we propose to study. As mentioned earlier, we build on the principle of matching points using invariants like distance profiles, which has a long history in the literature [4, 34, 26, 8, 27, 14, 13]. The idea is to associate each point with the set of distances from it to other points, which we call the distance profile, and match the points based on the similarity of the distance profiles. While there are many different procedures incorporating this idea, we are particularly inspired by a simple and easily implementable procedure called degree profile matching [14] that was proposed to match random graphs. We properly modify it to match point clouds, which we summarize in Algorithm 1. We call this procedure the distance profile matching.

First, notice that Algorithm 1 is implementable without knowing the points X_i 's and Y_j 's as long as the pairwise distances $\{\|X_i - X_\ell\|_2\}_{\ell=1}^n$ and $\{\|Y_j - Y_\ell\|_2\}_{\ell=1}^m$ are provided. The discrepancy measure \mathcal{D} quantifies the similarity between the distance profiles. Therefore, for each X_i , the procedure (1.2) finds Y_j whose distance profile $\{\|Y_j - Y_\ell\|_2\}_{\ell=1}^m$ is closest to $\{\|X_i - X_\ell\|_2\}_{\ell=1}^n$, the distance profile of X_i , under \mathcal{D} .

The output π of Algorithm 1 represents the matching: X_i is matched to $Y_{\pi(i)}$. Note that π may not be injective or surjective, meaning that some points may not be matched or some points may be matched to multiple points.¹ The motivation behind this is simple: (1) in the presence of outliers, some points can be ignored or matched arbitrarily, and (2) similar points can be matched to the same point. The underlying objects that the points X_i 's and Y_j 's approximate, say, probability measures μ and ν defined on \mathbb{R}^d , respectively, are not identical in practice. Usually, they coincide up to several outlier parts, which we can formally state as $\mu = \lambda\rho + (1 - \lambda)\mu_o$ and $\nu = \lambda\rho + (1 - \lambda)\nu_o$ for some $\lambda \in (0, 1)$ and $\rho, \mu_o, \nu_o \in \mathcal{P}(\mathbb{R}^d)$. Here, $\lambda\rho$ represents the common part of μ and ν that we want to match, while $(1 - \lambda)\mu_o$ and $(1 - \lambda)\nu_o$ are the outlier parts of μ and ν , respectively. We are mainly interested in matching X_i 's and Y_j 's from the common part, while ignoring or arbitrarily matching the points from the outlier parts.

The threshold ρ is an optional parameter that can be used to obtain the subset $I \subset [n]$ containing the indices i 's such that the discrepancy $D(i, \pi(i))$ between the distance profiles of X_i and its match $Y_{\pi(i)}$ is below ρ . Providing a small threshold leads to a more conservative matching that only focuses on the points that are closely matched, which can be used for other downstream tasks. For instance, one can solve the orthogonal Procrustes problem using the matched pairs $\{(X_i, Y_{\pi(i)})\}_{i \in I}$ to find the optimal rotation and translation aligning them as closely as possible, which theoretically works with just $|I| = d$ pairs in \mathbb{R}^d but practically requires more pairs, say, $|I| = O(d)$, due to potential noise or degeneracy. The obtained transformation can then be used as an initialization of the registration procedures, such as the Iterative Closest Point (ICP) algorithm [5], to find the optimal transformation that aligns the whole point clouds.

In this paper, we mainly use the Wasserstein-1 distance W_1 as the discrepancy measure so that $D(i, j)$ in (1.2) becomes

$$W(i, j) := W_1 \left(\frac{1}{n} \sum_{\ell=1}^n \delta_{\|X_i - X_\ell\|_2}, \frac{1}{m} \sum_{\ell=1}^m \delta_{\|Y_j - Y_\ell\|_2} \right) \quad \forall (i, j) \in [n] \times [m]. \quad (1.1)$$

The Wasserstein-1 distance between two sets of points in \mathbb{R} admits a closed-form expression based on the corresponding cumulative distribution functions, which can be computed efficiently [31]. In this case, the computational complexity of Algorithm 1 is computed as follows. For Step 1, assuming $n \geq m$, computing the Wasserstein-1 distances between two sets of points in \mathbb{R} for nm pairs takes $O(n^3 \log(n))$ in total. Meanwhile, Step 2 takes $O(nm \log(m))$ as it requires sorting m numbers n times. Therefore, the overall complexity of Algorithm 1 is $O(n^3 \log(n))$ assuming $n \geq m$, which is nearly cubic in the number of points n ; however, as the input dimension of the algorithm is n^2 , we can say that the complexity scales nearly as the input dimension n^2 raised to the power of $\frac{3}{2}$.

¹When $n = m$, Algorithm 1 can be modified to output a permutation (one-to-one correspondence); see Section 3.

Algorithm 1 Distance Profile Matching

Require: Pairwise distances $\{\|X_i - X_\ell\|_2\}_{i,\ell=1}^n$ and $\{\|Y_j - Y_\ell\|_2\}_{j,\ell=1}^m$.

Require: A well-defined discrepancy measure \mathcal{D} between two sets of points in \mathbb{R} .

Require: (Optional) A threshold $\rho > 0$. Set $\rho = \infty$ if not provided.

1: For each pair $(i, j) \in [n] \times [m]$, define

$$D(i, j) = \mathcal{D}(\{\|X_i - X_\ell\|_2\}_{\ell=1}^n, \{\|Y_j - Y_\ell\|_2\}_{\ell=1}^m).$$

2: Define a map $\pi: [n] \rightarrow [m]$ by

$$\pi(i) = \arg \min_{j \in [m]} D(i, j). \quad (1.2)$$

3: Define $I \subset [n]$ by $I = \{i \in [n] : D(i, \pi(i)) < \rho\}$.

4: **return** π and I .

1.2 Stylized Example

Before presenting the main theoretical results, we demonstrate how the proposed distance profile matching procedure performs in practice using a stylized data example. We apply the distance profile matching method to the shape correspondence using CAPOD data [30]. Figure 1(a) and Figure 1(d) show the two 3D images representing dolphins with different poses, from which we obtain point clouds X_1, \dots, X_n and Y_1, \dots, Y_m as shown in Figure 1(b) and Figure 1(e), respectively, where $n = m = 285$ in this example. We want to match the points corresponding to the same part of the dolphins, rather than finding a one-to-one correspondence. As explained earlier, it is reasonable to match similar points to the same point. For instance, there are many points concentrated around the nose—called the rostrum—of the source dolphin, which are expected to be matched to any points concentrated around the rostrum of the target dolphin. Hence, we first divide the dolphins into several components. Here, we use k -means clustering with $k = 7$, which indeed cluster points based on the body parts. Figure 1(e) shows the target points Y_j 's colored by $s(j)$'s, where $s(j) \in \{1, \dots, 7\}$ is the index of the component that Y_j belongs to. Now, we run Algorithm 1 with $\mathcal{D} = W_1$ and obtain the output $\pi: [n] \rightarrow [m]$. For each X_i , we verify if the part that it belongs to coincides with the part that its match $Y_{\pi(i)}$ belongs to, which is indexed by $s(\pi(i))$. To this end, Figure 1(b) shows the source points X_i 's colored by $s(\pi(i))$'s. We can observe that the proposed procedure recovers the corresponding regions mostly correctly. For instance, for X_i 's corresponding to the rostrum of the source dolphin, their colors $s(\pi(i))$'s (green) indicate that they are matched to the points corresponding to the rostrum of the target dolphin. Similarly, the points corresponding to the head (lime), tail (red), dorsal fin (blue), and peduncle (magenta) are mostly matched correctly, while there are some mismatches, for instance, among the points around the pectoral fin.

Figure 1(c) and Figure 1(f) repeat the same procedure after removing 16 points around the fin of the target dolphin in Figure 1(e) and clustering again with $k = 6$. Figure 1(c) shows that the matching result is similar to the previous one. In this case, though the points around the fin of the source dolphin do not have corresponding points in the target dolphin and thus we may ignore matching them, the proposed procedure still matches them to the points around the peduncle (magenta) of the target dolphin, which is a cluster adjacent to the removed fin. This stylized example confirms the performance of the proposed distance profile matching procedure in practice.

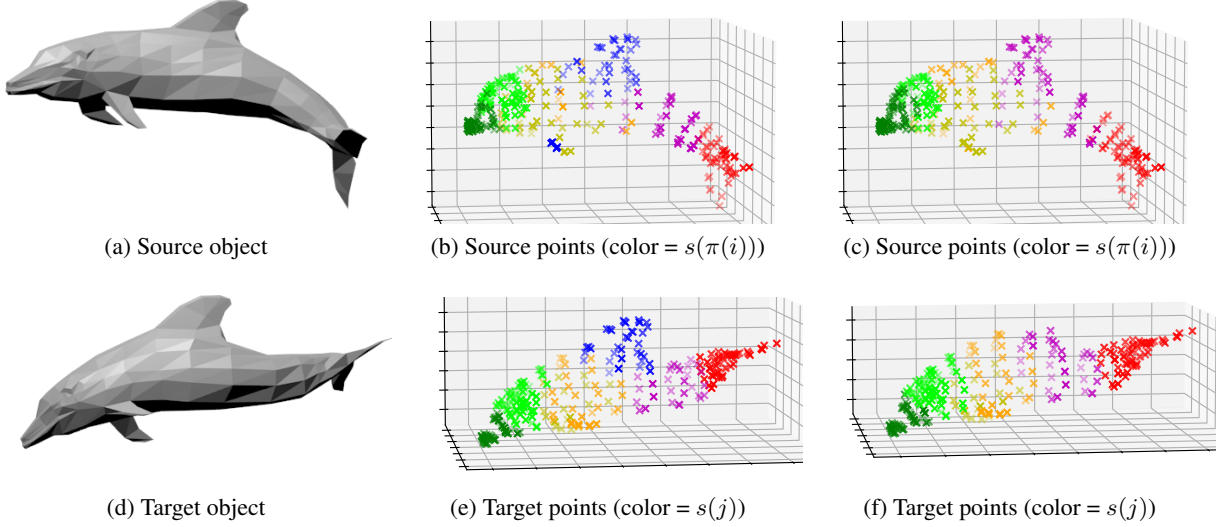


Figure 1: 3D images of dolphins and the corresponding point clouds. (a) and (d) are the source and target 3D images, from which we obtain point clouds X_1, \dots, X_n and Y_1, \dots, Y_m , with $n = m = 285$, as shown in (b) and (e), respectively. We apply k -means clustering to both point clouds with $k = 7$ to cluster them based on the body parts. (e) shows the target points Y_j 's colored by $s(j)$'s, where $s(j) \in \{1, \dots, 7\}$ denotes the index of the component that Y_j belongs to. (b) shows the source points X_i 's colored by $s(\pi(i))$'s, where π is obtained by applying Algorithm 1 with $\mathcal{D} = W_1$. (c) and (f) repeat (b) and (e), respectively, after removing 16 points around the fin of the target dolphin in (e) and clustering again with $k = 6$.

2 Outlier Robustness of Distance Profile Matching

This section analyzes the outlier robustness of the distance profile matching procedure described in Algorithm 1. As we have seen in the previous section, Algorithm 1 is designed to match the points corresponding to the same region of the objects, while ignoring or arbitrarily matching the points from the outlier parts. In order to theoretically analyze such outlier robustness, we consider appropriate model assumptions on the underlying objects $\mu, \nu \in \mathcal{P}(\mathbb{R}^d)$ that capture the nature of the outliers. Motivated by several practical considerations, we model μ, ν as follows.

Assumption 1. Suppose that μ and ν are mixture distributions consisting of t and s components, respectively, defined as follows: for some $(p_1, \dots, p_t) \in \Delta_t$ and $(q_1, \dots, q_s) \in \Delta_s$,

$$\mu = \sum_{k=1}^t p_k N(\theta_k, \sigma_k^2 I_d) \quad \text{and} \quad \nu = \sum_{k=1}^s q_k N(\eta_k, \tau_k^2 I_d),$$

For some $K \leq \min\{t, s\}$, we assume that the first K components of μ and ν are identical, that is, $p_k = q_k$, $\theta_k = \eta_k$, and $\sigma_k = \tau_k$ for $k \in [K]$.

In other words, Assumption 1 is equivalent to letting $\mu = \lambda\rho + (1 - \lambda)\mu_o$ and $\nu = \lambda\rho + (1 - \lambda)\nu_o$, where the common part $\lambda\rho$ is the mixture consisting of the first K components and the other parts, namely, the outlier parts $(1 - \lambda)\mu_o, (1 - \lambda)\nu_o$ are the mixtures of the remaining components. The motivation behind Assumption 1 is that the objects μ, ν are composed of several regions as we have seen from the example in Section 1.1, where each region is represented as a Gaussian distribution so that the mean corresponds to the center of the region and the variance roughly represents the size of the region. The points corresponding to the same region are to be matched, while we ignore matching the points from the outlier components.

Now, we apply Algorithm 1 to the point clouds $\{X_1, \dots, X_n\}$ and $\{Y_1, \dots, Y_m\}$ that approximate the objects μ and ν , respectively. We take a viewpoint that the points X_1, \dots, X_n and Y_1, \dots, Y_m are independent samples from μ and ν , respectively. For $i \in [n]$ and $j \in [m]$, let $t(i) \in [t]$ and $s(j) \in [s]$ denote the components where X_i and Y_j are from, respectively. Our goal is to match X_i and Y_j if $t(i) = s(j) \in [K]$, namely, they are from the same region. Under this probabilistic setting, we show that Algorithm 1 outputs the matching π that has the following guarantee: for X_i such that $t(i) \in [K]$, we have $s(\pi(i)) = t(i)$, namely, its match $Y_{\pi(i)}$ is from the corresponding component. More precisely, we show that the event

$$\bigcap_{i \in [n]: t(i) \in [K]} (s(\pi(i)) = t(i)), \quad (2.1)$$

which represents the successful matching of the points from the common components, holds with high probability.

Theorem 1. *Suppose μ and ν satisfy Assumption 1. Let X_1, \dots, X_n and Y_1, \dots, Y_m be independent samples from μ and ν , respectively. Let $\pi: [n] \rightarrow [m]$ be the output of Algorithm 1 with $\mathcal{D} = W_1$. For $i \in [n]$ and $j \in [m]$, let $t(i) \in [t]$ and $s(j) \in [s]$ denote the components where X_i and Y_j are from, respectively. Then, for any $\delta \in (0, 1)$, we have*

$$\mathbb{P} \left(\bigcap_{i \in [n]: t(i) \in [K]} (s(\pi(i)) = t(i)) \right) \geq 1 - \delta \quad (2.2)$$

if

$$\begin{aligned} & \min_{\substack{\alpha \in [K] \\ \beta \in [s] \setminus \{\alpha\}}} \overline{W}(\alpha, \beta) - R \cdot \left(1 - \sum_{k \in [K]} p_k \right) \\ & \geq \left(16\Gamma\sqrt{d} \right) \vee \left(8\sqrt{\left(\frac{25R^2}{n \wedge m} \vee 32\Gamma^2 \right) \cdot (t \vee s \vee (2 \log(n \vee m)) + \log \frac{4}{\delta})} \right), \end{aligned} \quad (2.3)$$

where $R = \max\{\|x - y\|_2 : x, y \in \{\theta_1, \dots, \theta_t, \eta_1, \dots, \eta_s\}\}$, $\Gamma = \max_{k \in [t]} \sigma_k \vee \max_{k \in [s]} \tau_k$, and

$$\overline{W}(\alpha, \beta) := W_1 \left(\sum_{k=1}^t p_k \delta_{\|\theta_\alpha - \theta_k\|_2}, \sum_{k=1}^s q_k \delta_{\|\eta_\beta - \eta_k\|_2} \right) \quad \forall (\alpha, \beta) \in [t] \times [s]. \quad (2.4)$$

To understand Theorem 1, it is instructive to begin with the clean case where the noise is absent, that is, $\Gamma = 0$, and there is no sampling error, namely, exactly np_k and mq_k points among X_i 's and Y_j 's are from the k -th component of μ and ν , respectively. Then, the point clouds are essentially the sets of centers $\{\theta_1, \dots, \theta_t\}$ and $\{\eta_1, \dots, \eta_s\}$ weighted by (p_1, \dots, p_t) and (q_1, \dots, q_s) , respectively. Therefore, the Wasserstein-1 distances between distance profiles (1.1) boil down to the Wasserstein-1 distance between the weighted sets of centers (2.4). Then, the success of Algorithm 1, namely, the event (2.1), is equivalent to having $\arg \min_{\beta \in [s]} \overline{W}(\alpha, \beta) = \alpha$ for any $\alpha \in [K]$, which is guaranteed by having

$$\min_{\beta \in [s] \setminus \{\alpha\}} \overline{W}(\alpha, \beta) > \overline{W}(\alpha, \alpha).$$

To ensure this for all $\alpha \in [K]$ simultaneously, we may require

$$\min_{\substack{\alpha \in [K] \\ \beta \in [s] \setminus \{\alpha\}}} \overline{W}(\alpha, \beta) - \max_{\alpha \in [K]} \overline{W}(\alpha, \alpha) > 0. \quad (2.5)$$

How can this condition be satisfied? First, suppose there is no outlier at all, namely, $K = t = s$. Then, since $\overline{W}(\alpha, \alpha) = 0$ for any $\alpha \in [K]$, it suffices to have $\overline{W}(\alpha, \beta) > 0$ for any $\beta \in [s] \setminus \{\alpha\}$, which can be guaranteed if the pairwise distances among centers are well-separated. In general, we can upper bound $\overline{W}(\alpha, \alpha)$ for any $\alpha \in [K]$, which is essentially controlled by the outlier proportion $1 - \sum_{k \in [K]} p_k$, as we show in Lemma 1. Meanwhile, for $\alpha \in [K]$ and $\beta \in [s] \setminus \{\alpha\}$, the quantity $\overline{W}(\alpha, \beta)$ is essentially of a constant order, namely, $O(1)$. Therefore, the condition (2.5) is satisfied if the outlier proportion is small enough, which is captured by the left-hand side of (2.3).

In general cases with $\Gamma > 0$, where the point clouds are samples, the Wasserstein-1 distances (1.1) deviate from (2.4) due to the noise and sampling error. Therefore, the condition (2.5) needs to be modified to reflect this deviation, and characterizing this probabilistic deviation leads to the right-hand side of (2.3).

Proof of Theorem 1. We analyze the deviation of (1.1) from (2.4), namely, for any pair $(i, j) \in [n] \times [m]$, we derive an upper bound on the deviation $|W(i, j) - \overline{W}(t(i), s(j))|$. To this end, we define an intermediate quantity $W'(i, j)$ as follows: for any $(i, j) \in [n] \times [m]$,

$$\begin{aligned} W'(i, j) &:= W_1 \left(\frac{1}{n} \sum_{\ell=1}^n \delta_{\|\theta_{t(i)} - \theta_{t(\ell)}\|_2}, \frac{1}{m} \sum_{\ell=1}^m \delta_{\|\eta_{s(j)} - \eta_{s(\ell)}\|_2} \right) \\ &= W_1 \left(\sum_{k=1}^t \frac{n_k}{n} \delta_{\|\theta_{t(i)} - \theta_k\|_2}, \sum_{k=1}^s \frac{m_k}{m} \delta_{\|\eta_{s(j)} - \eta_k\|_2} \right), \end{aligned}$$

where we define $n_k = \sum_{\ell=1}^n 1\{t(\ell) = k\}$ and $m_k = \sum_{\ell=1}^m 1\{s(\ell) = k\}$. We first derive an upper bound on $|W'(i, j) - \overline{W}(t(i), s(j))|$ for any $(i, j) \in [n] \times [m]$. We use the fact—see, for instance, Section 2.2 of [39]—that the Wasserstein-1 distance on $\mathcal{P}(\mathbb{R})$ can be written as the L^1 distance between cumulative distribution functions, which yields

$$\begin{aligned} \overline{W}(\alpha, \beta) &= \int_{\mathbb{R}} \left| \sum_{k=1}^t p_k 1\{\|\theta_{\alpha} - \theta_k\|_2 \leq z\} - \sum_{k=1}^s q_k 1\{\|\eta_{\beta} - \eta_k\|_2 \leq z\} \right| dz \quad \forall (\alpha, \beta) \in [t] \times [s], \\ W'(i, j) &= \int_{\mathbb{R}} \left| \sum_{k=1}^t \frac{n_k}{n} 1\{\|\theta_{t(i)} - \theta_k\|_2 \leq z\} - \sum_{k=1}^s \frac{m_k}{m} 1\{\|\eta_{s(j)} - \eta_k\|_2 \leq z\} \right| dz \quad \forall (i, j) \in [n] \times [m]. \end{aligned}$$

Hence,

$$\begin{aligned} &|W'(i, j) - \overline{W}(t(i), s(j))| \\ &\leq \int_{\mathbb{R}} \left| \sum_{k=1}^t \left(\frac{n_k}{n} - p_k \right) 1\{\|\theta_{t(i)} - \theta_k\|_2 \leq z\} \right| dz + \int_{\mathbb{R}} \left| \sum_{k=1}^s \left(\frac{m_k}{m} - q_k \right) 1\{\|\eta_{s(j)} - \eta_k\|_2 \leq z\} \right| dz \\ &= \int_0^R \left| \sum_{k=1}^t \left(\frac{n_k}{n} - p_k \right) 1\{\|\theta_{t(i)} - \theta_k\|_2 \leq z\} \right| dz + \int_0^R \left| \sum_{k=1}^s \left(\frac{m_k}{m} - q_k \right) 1\{\|\eta_{s(j)} - \eta_k\|_2 \leq z\} \right| dz \\ &\leq R \left(\sum_{k=1}^t \left| \frac{n_k}{n} - p_k \right| + \sum_{k=1}^s \left| \frac{m_k}{m} - q_k \right| \right) =: R(Z_1 + Z_2). \end{aligned}$$

Next, we bound $|W(i, j) - W'(i, j)|$ for any $(i, j) \in [n] \times [m]$. By the triangle inequality of W_1 , we have

$$\begin{aligned} &|W(i, j) - W'(i, j)| \\ &\leq W_1 \left(\frac{1}{n} \sum_{\ell=1}^n \delta_{\|X_i - X_{t(\ell)}\|_2}, \frac{1}{n} \sum_{\ell=1}^n \delta_{\|\theta_{t(i)} - \theta_{t(\ell)}\|_2} \right) + W_1 \left(\frac{1}{m} \sum_{\ell=1}^m \delta_{\|Y_j - Y_{s(\ell)}\|_2}, \frac{1}{m} \sum_{\ell=1}^m \delta_{\|\eta_{s(j)} - \eta_{s(\ell)}\|_2} \right). \end{aligned}$$

Note that $X_i = \theta_{t(i)} + \xi_i$ and $Y_j = \eta_{s(j)} + \zeta_j$ for any $(i, j) \in [n] \times [m]$, where $\xi_i | t(i) \sim N(0, \sigma_{t(i)}^2 I_d)$ and $\zeta_j | s(j) \sim N(0, \tau_{s(j)}^2 I_d)$ are independent. Recall that the Wasserstein-1 distance between two sets of points in \mathbb{R} with the same cardinality satisfies the following:

$$W_1 \left(\frac{1}{n} \sum_{\ell=1}^n \delta_{\|X_i - X_\ell\|_2}, \frac{1}{n} \sum_{\ell=1}^n \delta_{\|\theta_{t(i)} - \theta_{t(\ell)}\|_2} \right) \leq \frac{1}{n} \sum_{\ell=1}^n \left| \|X_i - X_\ell\|_2 - \|\theta_{t(i)} - \theta_{t(\ell)}\|_2 \right|.$$

Since $|\|X_i - X_\ell\|_2 - \|\theta_{t(i)} - \theta_{t(\ell)}\|_2| = |\|\theta_{t(i)} - \theta_{t(\ell)} + \xi_i - \xi_\ell\|_2 - \|\theta_{t(i)} - \theta_{t(\ell)}\|_2| \leq \|\xi_i - \xi_\ell\|_2$, we have

$$W_1 \left(\frac{1}{n} \sum_{\ell=1}^n \delta_{\|X_i - X_\ell\|_2}, \frac{1}{n} \sum_{\ell=1}^n \delta_{\|\theta_{t(i)} - \theta_{t(\ell)}\|_2} \right) \leq \frac{1}{n} \sum_{\ell=1}^n \|\xi_i - \xi_\ell\|_2 \leq \max_{i, \ell \in [n]} \|\xi_i - \xi_\ell\|_2.$$

Similarly,

$$W_1 \left(\frac{1}{m} \sum_{\ell=1}^m \delta_{\|Y_j - Y_\ell\|_2}, \frac{1}{m} \sum_{\ell=1}^m \delta_{\|\eta_{s(j)} - \eta_{s(\ell)}\|_2} \right) \leq \max_{j, \ell \in [m]} \|\zeta_j - \zeta_\ell\|_2.$$

Hence, we have

$$|W(i, j) - W'(i, j)| \leq \max_{i, \ell \in [n]} \|\xi_i - \xi_\ell\|_2 + \max_{j, \ell \in [m]} \|\zeta_j - \zeta_\ell\|_2 =: U + V.$$

Fix $i \in [n]$ such that $t(i) \in [K]$. Then,

$$\begin{aligned} & \min_{\substack{j \in [m] \\ s(j) \neq t(i)}} W(i, j) - \min_{\substack{j \in [m] \\ s(j) = t(i)}} W(i, j) \\ & \geq \min_{\substack{j \in [m] \\ s(j) \neq t(i)}} W'(i, j) - \min_{\substack{j \in [m] \\ s(j) = t(i)}} W'(i, j) - 2(U + V) \\ & \geq \min_{\beta \in [s] \setminus \{t(i)\}} \bar{W}(t(i), \beta) - \bar{W}(t(i), t(i)) - 2R(Z_1 + Z_2) - 2(U + V) \\ & \geq \underbrace{\min_{\substack{\alpha \in [K] \\ \beta \in [s] \setminus \{\alpha\}}} \bar{W}(\alpha, \beta) - R \cdot \left(1 - \sum_{k \in [K]} p_k\right)}_{=: \Omega} - 2R(Z_1 + Z_2) - 2(U + V), \end{aligned}$$

where the last inequality follows from Lemma 1. Therefore, $2R(Z_1 + Z_2) + 2(U + V) < \Omega$ implies that $s(\pi(i)) = t(i)$ for any $i \in [n]$ such that $t(i) \in [K]$. We show that $\mathbb{P}(E) \leq \delta$, where E is the event $(2R(Z_1 + Z_2) + 2(U + V) \geq \Omega)$. By Lemma 2, we have

$$\mathbb{P} \left(\sum_{k=1}^t \left| \frac{n_k}{n} - p_k \right| \geq \frac{\Omega}{8R} \right) \leq 2 \exp \left(-\frac{n(\Omega/8)^2}{25R^2} \right) + 2^t \exp \left(-\frac{9n(\Omega/8)^2}{100R^2} \right) \leq e^t \exp \left(-\frac{n(\Omega/8)^2}{25R^2} \right).$$

Similarly, we have

$$\mathbb{P} \left(\sum_{k=1}^s \left| \frac{m_k}{m} - q_k \right| \geq \frac{\Omega}{8R} \right) \leq e^s \exp \left(-\frac{m(\Omega/8)^2}{25R^2} \right).$$

Since $\xi_i - \xi_\ell | t(i), t(\ell) \sim N(0, (\sigma_{t(i)}^2 + \sigma_{t(\ell)}^2) I_d)$ and thus $\|\xi_i - \xi_\ell\|_2^2 | t(i), t(\ell) \sim (\sigma_{t(i)}^2 + \sigma_{t(\ell)}^2) \chi^2(d)$ for $i \neq \ell$, one can deduce that

$$\mathbb{P} \left(\max_{i, \ell \in [n]} \|\xi_i - \xi_\ell\|_2 \geq \frac{\Omega}{8} \right) \leq \sum_{i \neq \ell} \mathbb{P} \left(\|\xi_i - \xi_\ell\|_2 \geq \frac{\Omega}{8} \right) \leq n^2 \mathbb{P} \left(\chi^2(d) \geq \frac{(\Omega/8)^2}{2\sigma^2} \right).$$

As $\Omega^2 \geq 256d \cdot \max_{k \in [t]} \sigma_k^2$, we have

$$\mathbb{P} \left(\max_{i, \ell \in [n]} \|\xi_i - \xi_\ell\|_2 \geq \frac{\Omega}{8} \right) \leq n^2 \mathbb{P} \left(\chi^2(d) \geq \frac{(\Omega/8)^2}{2\sigma^2} \right) \leq n^2 \exp \left(-\frac{(\Omega/8)^2}{32\sigma^2} \right).$$

Similarly, as $\Omega^2 \geq 256d \cdot \max_{k \in [s]} \tau_k^2$, we have

$$\mathbb{P} \left(\max_{j, \ell \in [m]} \|\zeta_j - \zeta_\ell\|_2 \geq \frac{\Omega}{8} \right) \leq m^2 \exp \left(-\frac{(\Omega/8)^2}{32\tau^2} \right).$$

Putting all together, we have

$$\begin{aligned} \mathbb{P}(E) &\leq \mathbb{P} \left(Z_1 \geq \frac{\Omega}{8R} \right) + \mathbb{P} \left(Z_2 \geq \frac{\Omega}{8R} \right) + \mathbb{P} \left(U \geq \frac{\Omega}{8} \right) + \mathbb{P} \left(V \geq \frac{\Omega}{8} \right) \\ &\leq 2e^{t \vee s} \exp \left(-\frac{(n \wedge m)(\Omega/8)^2}{25R^2} \right) + 2(n \vee m)^2 \exp \left(-\frac{(\Omega/8)^2}{32\Gamma^2} \right) \\ &\leq 4 \left(e^{t \vee s} \vee (n \vee m)^2 \right) \cdot \exp \left(-\frac{(\Omega/8)^2}{\frac{25R^2}{n \wedge m} \vee 32\Gamma^2} \right), \end{aligned}$$

where the last term is at most δ since (2.3) implies

$$\Omega \geq 8 \sqrt{\left(\frac{25R^2}{n \wedge m} \vee 32\Gamma^2 \right) \cdot \left(t \vee s \vee (2 \log(n \vee m)) + \log \frac{4}{\delta} \right)},$$

Hence, we have (2.2). \square

Necessary Noise Level for the Matching Guarantee In Theorem 1, one can intuitively notice that the noise level, denoted as $\Gamma = \max_{k \in [t]} \sigma_k \vee \max_{k \in [s]} \tau_k$, must be small enough to ensure the matching guarantee. While its desirable scale in relation to the sample size is transparent from the analysis, one may be curious about its magnitude compared to the ambient dimension d . From the first term on the right-hand side of (2.3), one can see that Γ has to be of order $d^{-1/2}$. At first, such a dimension-dependence may look like a strong condition, it is in fact a minimal condition given that both sides of (2.3) scale with typical Euclidean distances in \mathbb{R}^d . See Figure 2. Each Gaussian component essentially corresponds to a ball of radius $\Gamma\sqrt{d}$, which has to be well-separated from the other balls to ensure that it is a distinct component. Accordingly, it is natural to have $\Gamma < \frac{\|c_1 - c_2\|_2}{\sqrt{d}}$ for any distinct $c_1, c_2 \in \{\theta_1, \dots, \theta_t, \eta_1, \dots, \eta_s\}$. This explains that $\Gamma = O(d^{-1/2})$ implied by (2.3) is a minimal condition for the matching guarantee.

Remark 1. So far, we have focused on the matching of the points from the common part, namely, the first K components. The matching guarantee ensures that all X_i 's such that $t(i) \in [K]$ are correctly matched, while ignoring the points from the outlier components. If we assume a stronger condition by replacing the left-hand side of (2.3) with the following quantity

$$\min_{\substack{\alpha \in [K] \\ \beta \in [s] \setminus \{\alpha\}}} \overline{W}(\alpha, \beta) \wedge \min_{\substack{\alpha \in [t] \setminus [K] \\ \beta \in [s]}} \overline{W}(\alpha, \beta) - R \cdot \left(1 - \sum_{k \in [K]} p_k \right), \quad (2.6)$$

we can show that

$$\max_{\substack{i \in [n] \\ t(i) \in [K]}} W(i, \pi(i)) < \min_{\substack{i \in [n] \\ t(i) \notin [K]}} W(i, \pi(i)) \quad (2.7)$$

holds with probability at least $1 - \delta$. This means that if the threshold ρ in Algorithm 1 is chosen between the two quantities in (2.7), the output I of the algorithm exactly coincides with the set $\{i \in [n] : t(i) \in [K]\}$, thereby identifying the points from the common part. We provide the proof of (2.7) in Section A.1.

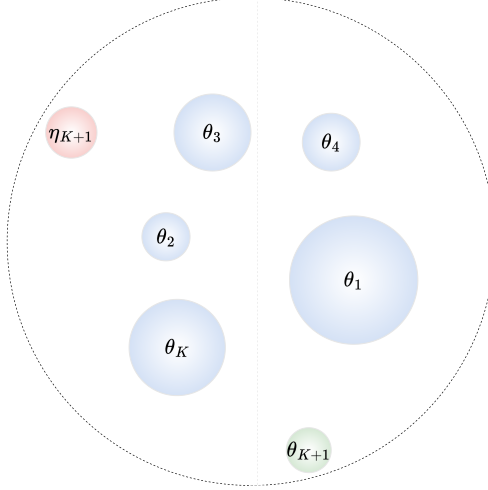


Figure 2: Illustration of the Gaussian mixtures. Each component is represented as a ball centered at the corresponding center, where the radius of the ball is roughly $\Gamma\sqrt{d}$. All of them are contained in a larger ball of diameter R .

Lastly, we provide the proof of the lemma that was used in the proof of Theorem 1.

Lemma 1. *For the centers $\theta_1, \dots, \theta_t$ and η_1, \dots, η_s in Assumption 1, define \overline{W} as in (2.4). Then, for any $k \in [K]$, we have*

$$\overline{W}(\alpha, \alpha) \leq \left(1 - \sum_{k \in [K]} p_k\right) \cdot \max_{(\alpha, \beta) \in [t] \times [s]} \|\theta_\alpha - \eta_\beta\|_2. \quad (2.8)$$

Proof of Lemma 1. As in the proof of Theorem 1, we have for $\alpha \in [K]$,

$$\begin{aligned} \overline{W}(\alpha, \alpha) &= \int_{\mathbb{R}} \left| \sum_{k=1}^t p_k 1\{\|\theta_\alpha - \theta_k\|_2 \leq z\} - \sum_{k=1}^s q_k 1\{\|\eta_\alpha - \eta_k\|_2 \leq z\} \right| dz \\ &= \int_{\mathbb{R}} \left| \sum_{k \in [t] \setminus [K]} p_k 1\{\|\theta_\alpha - \theta_k\|_2 \leq z\} - \sum_{k \in [s] \setminus [K]} q_k 1\{\|\theta_\alpha - \eta_k\|_2 \leq z\} \right| dz \\ &= (1 - \lambda) W_1 \left(\sum_{k \in [t] \setminus [K]} \frac{p_k}{1 - \lambda} \delta_{\|\theta_\alpha - \theta_k\|_2}, \sum_{k \in [s] \setminus [K]} \frac{q_k}{1 - \lambda} \delta_{\|\theta_\alpha - \eta_k\|_2} \right), \end{aligned}$$

where $\lambda = \sum_{k \in [K]} p_k$. Since $|\|\theta_\alpha - \theta_k\|_2 - \|\theta_\alpha - \eta_\ell\|_2| \leq \|\theta_k - \eta_\ell\|_2$ for any $k \in [t] \setminus [K]$ and $\ell \in [s] \setminus [K]$, one can deduce that (2.8) holds. \square

3 Noise Stability of Assignment-Based Matching

This section provides an additional noise stability result of the matching procedure that seeks an assignment. In the proof of Theorem 1, we have seen that $W(i, j) \approx W'(i, j)$ which was chiefly based on the fact that the deviation of X_i from its center $\theta_{t(i)}$ due to the noise is sufficiently small. The main principle is that the matching procedure based on distance profiles is robust to the noise added to the points. In this section, we separate this noise stability property from the previous analysis and analyze it in the context of assignment-based matching.

To this end, we consider two sets of locations $\{\theta_1, \dots, \theta_n\}$ and $\{\eta_1, \dots, \eta_n\}$ in \mathbb{R}^d and assume $\eta_{\pi^*(i)} = T(\theta_i)$ for $i \in [n]$, where $T: \mathbb{R}^d \rightarrow \mathbb{R}^d$ is an unknown rigid transformation and π^* is an unknown permutation on $[n]$ representing the correspondence, say, θ_i and $\eta_{\pi^*(i)}$ are to be matched. Unlike the previous model in Section 2, we assume there is a ground truth one-to-one correspondence π^* between two sets of locations, which we want to recover from the following perturbed locations:

$$X_i = \theta_i + \xi_i \quad \text{and} \quad Y_i = \eta_i + \zeta_i,$$

where $\xi_i \sim N(0, \sigma_i^2 I_d)$ and $\zeta_i \sim N(0, \tau_i^2 I_d)$ are independent noise variables.² For instance, for $d = 3$, we can think of X_i 's and Y_i 's as the coordinates obtained by scanning some objects of interest but from different angles, say, frontal and lateral views, where the noise is added to the ground truth coordinates θ_i 's and η_i 's during the scanning process. As the goal of this model is to recover the permutation π^* , we obtain a permutation from the following assignment-based matching procedure: defining $W(i, j)$ as in (1.1),

$$\hat{\pi} = \arg \min_{\pi \in \mathcal{S}_n} \sum_{i=1}^n W(i, \pi(i)),$$

which is a linear assignment problem that can be solved efficiently by polynomial-time algorithms. As discussed in Section 2, several conditions determine the success of the matching. Again, the configuration of the locations $\theta_1, \dots, \theta_n, \eta_1, \dots, \eta_n$ is crucial for the matching to be well-defined. To this end, we suppose the following configuration condition:

$$\Phi := \min_{i \neq j} W_1 \left(\frac{1}{n} \sum_{k=1}^n \delta_{\|\theta_i - \theta_k\|_2}, \frac{1}{n} \sum_{k=1}^n \delta_{\|\theta_j - \theta_k\|_2} \right) > 0. \quad (3.1)$$

The condition (3.1) ensures that π^* is the unique optimal matching in the following sense:

$$\pi^* = \arg \min_{\pi \in \mathcal{S}_n} \sum_{i=1}^n W_1 \left(\frac{1}{n} \sum_{k=1}^n \delta_{\|\theta_i - \theta_k\|_2}, \frac{1}{n} \sum_{k=1}^n \delta_{\|\eta_{\pi(i)} - \eta_k\|_2} \right) =: \arg \min_{\pi \in \mathcal{S}_n} \mathcal{Q}(\pi).$$

To see this, note that $\mathcal{Q}(\pi^*) = 0$, while $\mathcal{Q}(\pi) > 0$ for $\pi \neq \pi^*$ as $\Phi > 0$. The following theorem shows that the obtained permutation $\hat{\pi}$ recovers π^* with high probability given this condition (3.1) and the variances σ_i 's and τ_i 's are sufficiently small.

Theorem 2. *Suppose that the locations $\theta_1, \dots, \theta_n, \eta_1, \dots, \eta_n \in \mathbb{R}^d$ satisfy*

$$\eta_{\pi^*(i)} = T(\theta_i) \quad \forall i \in [n], \quad (3.2)$$

for some unknown rigid transformation $T: \mathbb{R}^d \rightarrow \mathbb{R}^d$ and some unknown permutation π^ on $[n]$. Now, suppose we have the following noisy locations:*

$$X_i = \theta_i + \xi_i \quad \text{and} \quad Y_i = \eta_i + \zeta_i, \quad (3.3)$$

where $\xi_i \sim N(0, \sigma_i^2 I_d)$ and $\zeta_i \sim N(0, \tau_i^2 I_d)$ are independent noise variables. Let $\hat{\pi}$ be the permutation obtained from the following assignment-based matching procedure:

$$\hat{\pi} = \arg \min_{\pi \in \mathcal{S}_n} \sum_{i=1}^n W_1(\hat{\mu}_i, \hat{\nu}_{\pi(i)}), \quad (3.4)$$

²Technically, one may think of this model as the previous model in Section 2 with $t = s = K$, namely, no outliers, and with the sampling procedure that draws only one point from each component, rather than randomly drawing from μ, ν .

where

$$\hat{\mu}_i := \frac{1}{n} \sum_{\ell=1}^n \delta_{\|X_i - X_\ell\|_2} \quad \text{and} \quad \hat{\nu}_i := \frac{1}{n} \sum_{\ell=1}^n \delta_{\|Y_i - Y_\ell\|_2} \quad \forall i \in [n].$$

Then, for any $\delta \in (0, 1)$, we have

$$\mathbb{P}(\hat{\pi} = \pi^*) \geq 1 - \delta$$

if

$$\sigma^2 \vee \tau^2 \leq \frac{\Phi^2}{64(d \vee 8 \log(2n^2/\delta))}, \quad (3.5)$$

where $\sigma = \max_{i \in [n]} \sigma_i$, $\tau = \max_{i \in [n]} \tau_i$, and Φ is defined in (3.1).

Proof of Theorem 2. For the proof, we may assume that π^* is the identity without loss of generality. First, letting $Q(\pi) = \sum_{i=1}^n W_1(\hat{\mu}_i, \hat{\nu}_{\pi(i)})$, observe that

$$(\hat{\pi} \neq \pi^*) \subset \bigcup_{\pi \in \mathcal{S}_n \setminus \{\pi^*\}} (Q(\pi^*) \geq Q(\pi)).$$

The event $Q(\pi^*) \geq Q(\pi)$ is equivalent to

$$\sum_{i=1}^n (W_1(\hat{\mu}_i, \hat{\nu}_i) - W_1(\hat{\mu}_i, \hat{\nu}_{\pi(i)})) = \sum_{i: \pi(i) \neq i} (W_1(\hat{\mu}_i, \hat{\nu}_i) - W_1(\hat{\mu}_i, \hat{\nu}_{\pi(i)})) \geq 0,$$

which is contained in the following events:

$$\bigcup_{i: \pi(i) \neq i} (W_1(\hat{\mu}_i, \hat{\nu}_i) \geq W_1(\hat{\mu}_i, \hat{\nu}_{\pi(i)})) \subset \bigcup_{i=1}^n \bigcup_{j \neq i} (W_1(\hat{\mu}_i, \hat{\nu}_i) \geq W_1(\hat{\mu}_i, \hat{\nu}_j))$$

Therefore,

$$(\hat{\pi} \neq \pi^*) \subset \bigcup_{i=1}^n \bigcup_{j \neq i} (W_1(\hat{\mu}_i, \hat{\nu}_i) \geq W_1(\hat{\mu}_i, \hat{\nu}_j)). \quad (3.6)$$

Now, recall that we can write a rigid transformation $T: \mathbb{R}^d \rightarrow \mathbb{R}^d$ as $T(\theta) = R\theta + b$ for some orthonormal matrix $R \in \mathbb{R}^{d \times d}$ and some vector $b \in \mathbb{R}^d$. Hence, we have

$$\begin{aligned} \hat{\mu}_i &= \frac{1}{n} \sum_{\ell=1}^n \delta_{\|X_i - X_\ell\|_2} = \frac{1}{n} \sum_{\ell=1}^n \delta_{\|\theta_i - \theta_\ell + \xi_i - \xi_\ell\|_2} = \frac{1}{n} \sum_{\ell=1}^n \delta_{\|\theta_i - \theta_\ell + \xi_{i\ell}\|_2}, \\ \hat{\nu}_i &= \frac{1}{n} \sum_{\ell=1}^n \delta_{\|Y_i - Y_\ell\|_2} = \frac{1}{n} \sum_{\ell=1}^n \delta_{\|R(\theta_i - \theta_\ell) + \zeta_i - \zeta_\ell\|_2} = \frac{1}{n} \sum_{\ell=1}^n \delta_{\|\theta_i - \theta_\ell + \zeta_{i\ell}\|_2}, \end{aligned}$$

where we let $\xi_{i\ell} = \xi_i - \xi_\ell$ and $\zeta_{i\ell} = R^\top(\zeta_i - \zeta_\ell)$. Next, recall that the Wasserstein-1 distance between two sets of points in \mathbb{R} with the same cardinality satisfies the following:

$$W_1(\hat{\mu}_i, \hat{\nu}_j) = \min_{\pi \in \mathcal{S}_n} \frac{1}{n} \sum_{\ell=1}^n \left| \|\theta_i - \theta_\ell + \xi_{i\ell}\|_2 - \|\theta_j - \theta_{\pi(\ell)} + \zeta_{j\pi(\ell)}\|_2 \right|.$$

Note that

$$\begin{aligned} & \left| \|\theta_i - \theta_\ell + \xi_{i\ell}\|_2 - \|\theta_j - \theta_{\pi(\ell)} + \zeta_{j\pi(\ell)}\|_2 \right| - \left| \|\theta_i - \theta_\ell\|_2 - \|\theta_j - \theta_{\pi(\ell)}\|_2 \right| \\ & \leq \left| \|\theta_i - \theta_\ell + \xi_{i\ell}\|_2 - \|\theta_i - \theta_\ell\|_2 \right| + \left| \|\theta_j - \theta_{\pi(\ell)}\|_2 - \|\theta_j - \theta_{\pi(\ell)} + \zeta_{j\pi(\ell)}\|_2 \right| \\ & \leq \|\xi_{i\ell}\|_2 + \|\zeta_{j\pi(\ell)}\|_2 \\ & \leq (U + V), \end{aligned}$$

where we define $U = \max_{i,\ell \in [n]} \|\xi_{i\ell}\|_2$ and $V = \max_{j,\ell \in [n]} \|\zeta_{j\ell}\|_2$. As

$$W_1(\mu_i, \mu_j) = \min_{\pi \in \mathcal{S}_n} \frac{1}{n} \sum_{\ell=1}^n \left| \|\theta_i - \theta_\ell\|_2^2 - \|\theta_j - \theta_{\pi(\ell)}\|_2^2 \right|,$$

we conclude that

$$|W_1(\hat{\mu}_i, \hat{\nu}_j) - W_1(\mu_i, \mu_j)| \leq (U + V) \quad \forall i, j \in [n].$$

Therefore, if we can find $i, j \in [n]$ such that $i \neq j$ and $W_1(\hat{\mu}_i, \hat{\nu}_i) \geq W_1(\hat{\mu}_i, \hat{\nu}_j)$, we must have

$$(U + V) \geq W_1(\hat{\mu}_i, \hat{\nu}_i) \geq W_1(\hat{\mu}_i, \hat{\nu}_j) \geq W_1(\mu_i, \mu_j) - (U + V) \geq \Phi - (U + V).$$

Accordingly, by (3.6), we have

$$\mathbb{P}(\hat{\pi} \neq \pi^*) \leq \mathbb{P}(2(U + V) \geq \Phi) \leq \mathbb{P}\left(U \geq \frac{\Phi}{4}\right) + \mathbb{P}\left(V \geq \frac{\Phi}{4}\right).$$

Since $\xi_i - \xi_\ell \sim N(0, (\sigma_i^2 + \sigma_\ell^2)I_d)$ and thus $\|\xi_{i\ell}\|_2^2 \sim (\sigma_i^2 + \sigma_\ell^2)\chi^2(d)$ for $i \neq \ell$, one can deduce that

$$\mathbb{P}\left(\max_{i,\ell \in [n]} \|\xi_{i\ell}\|_2 \geq \frac{\Phi}{4}\right) \leq \sum_{i \neq \ell} \mathbb{P}\left(\|\xi_{i\ell}\|_2 \geq \frac{\Phi}{4}\right) \leq n^2 \mathbb{P}\left(\chi^2(d) \geq \frac{\Phi^2}{32\sigma^2}\right).$$

By Lemma 3 and (3.5), we have

$$\mathbb{P}\left(\max_{i,\ell \in [n]} \|\xi_{i\ell}\|_2 \geq \frac{\Phi}{4}\right) \leq n^2 \mathbb{P}\left(\chi^2(d) \geq \frac{\Phi^2}{32\sigma^2}\right) \leq n^2 \exp\left(-\frac{\Phi^2}{512\sigma^2}\right) \leq \frac{\delta}{2}.$$

Similarly, we have

$$\mathbb{P}\left(\max_{j,\ell \in [n]} \|\zeta_{j\ell}\|_2 \geq \frac{\Phi}{4}\right) \leq \frac{\delta}{2}.$$

Therefore, we have $\mathbb{P}(\hat{\pi} \neq \pi^*) \leq \delta$. □

For the case where there is no rigid transformation, namely, T is the identity map, the noise stability guarantee in the above model is well-studied in the literature, known as the feature matching problem. In this case, the simplest approach is to solve the discrete optimal transport problem [31] using the squared Euclidean distances, namely,

$$\hat{\pi}^{\text{OT}} = \arg \min_{\pi \in \mathcal{S}_n} \sum_{i=1}^n \|X_i - Y_{\pi(i)}\|_2^2. \quad (3.7)$$

It is well-studied [11, 19] that such a procedure is indeed guaranteed to recover π^* with high probability if the separation among θ_i 's is large enough compared to the noise level σ . However, in the presence of an unknown rigid transformation T , such a procedure is not guaranteed to succeed, while $\hat{\pi}$ obtained in Theorem 2 is invariant to rigid transformations as we proved. We demonstrate this point in Section 5.

4 Connection to the Gromov-Wasserstein Distance and Its Lower Bound

As briefly mentioned in Section 1, quadratic matching and its generalization, the Gromov-Wasserstein (GW) distance, are widely used for matching tasks in various fields. Their computational difficulty, however, has been major obstacles for practical applications, which has led to the development of various approximation and relaxation schemes. One of such methods, proposed as a tractable lower bound to the GW distance

by [27], is closely related to the distance profile matching. Despite its favorable analytic properties, its usage has been limited to the approximation of the GW distance [27, 10]. In this section, we reveal the connection between the distance profiles and this lower bound, suggesting the potential of this lower bound as a matching method. While the full analysis of matching performance of this lower bound is beyond the scope of this paper, we analyze its statistical complexity that also shows its practical benefit.

4.1 Gromov-Wasserstein Distance, Lower Bound, and Distance Profiles

To establish the connection between the distance profiles and the lower bound, we formally extend the definition of distance profiles to abstract metric measure spaces. We start by recalling the definitions of metric measure spaces, couplings, and the Gromov-Wasserstein distance [27].

Definition 1. We call $(\mathcal{X}, d_{\mathcal{X}}, \mu)$ a metric measure space if μ is a Borel probability measure on a complete and separable metric space $(\mathcal{X}, d_{\mathcal{X}})$.

Definition 2. Let $(\mathcal{X}, d_{\mathcal{X}}, \mu)$ and $(\mathcal{Y}, d_{\mathcal{Y}}, \nu)$ be two metric measure spaces. We call a Borel probability measure γ on $\mathcal{X} \times \mathcal{Y}$ a coupling if $\gamma(A \times \mathcal{Y}) = \mu(A)$ and $\gamma(\mathcal{X} \times B) = \nu(B)$ for any Borel sets $A \subset \mathcal{X}$ and $B \subset \mathcal{Y}$. We denote the set of all couplings by $\Pi(\mu, \nu)$.

Definition 3. The Gromov-Wasserstein distance of order $p \geq 1$ between two metric measure spaces $(\mathcal{X}, d_{\mathcal{X}}, \mu)$ and $(\mathcal{Y}, d_{\mathcal{Y}}, \nu)$ is defined as follows:

$$\text{GW}_p(\mu, \nu) := \left(\inf_{\gamma \in \Pi(\mu, \nu)} \int_{(\mathcal{X} \times \mathcal{Y})^2} |d_{\mathcal{X}}(x, x') - d_{\mathcal{Y}}(y, y')|^p d\gamma(x, y) d\gamma(x', y') \right)^{1/p}. \quad (4.1)$$

The Gromov-Wasserstein (GW) distance generalizes the quadratic matching based on pairwise distances $\{\|X_i - X_\ell\|_2\}_{i, \ell=1}^n$ and $\{\|Y_j - Y_\ell\|_2\}_{j, \ell=1}^m$ to abstract metric measure spaces. Similarly, we can generalize the distance profiles of the point clouds in \mathbb{R}^d to those of metric measure spaces.

Definition 4. Let $(\mathcal{X}, d_{\mathcal{X}}, \mu)$ be a metric measure space. For $x \in \mathcal{X}$, let μ_x be the probability measure on \mathbb{R} that represents the distribution of $d_{\mathcal{X}}(x, X)$, where X is a \mathcal{X} -valued random variable whose law is μ . We call μ_x the distance profile of μ at point x .

Given a complete and separable metric space $(\mathcal{X}, d_{\mathcal{X}})$, suppose we have a point cloud $\{X_1, \dots, X_n\}$ on \mathcal{X} . Recall that the empirical measure associated with the points X_1, \dots, X_n is $\hat{\mu} = \frac{1}{n} \sum_{i=1}^n \delta_{X_i}$. Then, $(\mathcal{X}, d_{\mathcal{X}}, \hat{\mu})$ is a metric measure space, and the distance profile of $\hat{\mu}$ at $x \in \mathcal{X}$ is $\hat{\mu}_x = \frac{1}{n} \sum_{i=1}^n \delta_{d_{\mathcal{X}}(x, X_i)}$. This fully generalizes the distance profiles that we use in Algorithm 1; the distance profile of $X_i \in \mathbb{R}^d$ in the previous sections is the set of distances $\{\|X_i - X_\ell\|_2\}_{\ell=1}^n$, which is equivalent to the probability measure $\hat{\mu}_{X_i} = \frac{1}{n} \sum_{\ell=1}^n \delta_{\|X_i - X_\ell\|_2}$. Analogously, letting $\hat{\nu} = \frac{1}{m} \sum_{j=1}^m \delta_{Y_j}$ be the empirical measure associated with the points Y_1, \dots, Y_m , we can see that the distance profile of Y_j is equivalent to $\hat{\nu}_{Y_j} = \frac{1}{m} \sum_{\ell=1}^m \delta_{\|Y_j - Y_\ell\|_2}$. Then, $W(i, j)$ in (1.1) is exactly the Wasserstein-1 distance between the distance profiles $\hat{\mu}_{X_i}$ and $\hat{\nu}_{Y_j}$.

[27] considers the cumulative distribution function (CDF) of μ_x in Definition 4 and calls the collection of all such CDFs indexed by $x \in \mathcal{X}$ the local distribution of distances. Using this, [27] defines a metric on metric measure spaces as follows.

Definition 5. The third lower bound to GW_p between two metric measure spaces $(\mathcal{X}, d_{\mathcal{X}}, \mu)$ and $(\mathcal{Y}, d_{\mathcal{Y}}, \nu)$ is defined as follows:

$$\mathfrak{T}_p(\mu, \nu) := \left(\inf_{\gamma \in \Pi(\mu, \nu)} \int_{\mathcal{X} \times \mathcal{Y}} W_p^p(\mu_x, \nu_y) d\gamma(x, y) \right)^{1/p}.$$

[27] proves that $\mathfrak{T}_p \leq \text{GW}_p$ and establishes metric properties of \mathfrak{T}_p . In fact, [27] also proposes other lower bounds to GW_p , called the first and second lower bounds, which turned out to be looser than the third lower bound as shown in [28], making the third lower bound the most desirable one to approximate the GW distance. Computational advantage of \mathfrak{T}_p over GW_p is clear, as \mathfrak{T}_p can be computed by solving a linear program, while GW_p requires solving a non-convex quadratic program. To see this, consider the point clouds X_1, \dots, X_n and Y_1, \dots, Y_m on complete and separable metric spaces $(\mathcal{X}, d_{\mathcal{X}})$ and $(\mathcal{Y}, d_{\mathcal{Y}})$, with $\hat{\mu}$ and $\hat{\nu}$ denoting their empirical measures, respectively. In this case,

$$\text{GW}_p^p(\hat{\mu}, \hat{\nu}) = \min_{\gamma \in \Pi_{n,m}} \sum_{i,k=1}^n \sum_{j,\ell=1}^m |d_{\mathcal{X}}(X_i, X_k) - d_{\mathcal{Y}}(Y_j, Y_{\ell})|^p \gamma_{ij} \gamma_{k\ell}, \quad (4.2)$$

where $\Pi_{n,m} = \{\gamma \in \mathbb{R}_+^{n \times m} : \sum_{j=1}^m \gamma_{ij} = \frac{1}{n} \forall i \in [n] \text{ and } \sum_{i=1}^n \gamma_{ij} = \frac{1}{m} \forall j \in [m]\}$ is the set of all couplings between $\hat{\mu}$ and $\hat{\nu}$, given as nonnegative matrices of which the sum of each row (resp. column) is $\frac{1}{n}$ (resp. $\frac{1}{m}$). The objective function of (4.2) is quadratic in the variable γ . Meanwhile,

$$\mathfrak{T}_p^p(\hat{\mu}, \hat{\nu}) = \min_{\gamma \in \Pi_{n,m}} \sum_{i=1}^n \sum_{j=1}^m W_p^p(\hat{\mu}_{X_i}, \hat{\nu}_{Y_j}) \gamma_{ij}. \quad (4.3)$$

Unlike (4.2), the minimization problem (4.3) is a linear program that is solvable by polynomial-time algorithms.

Now, we can see that both $\mathfrak{T}_p(\hat{\mu}, \hat{\nu})$ and Algorithm 1 with $\mathcal{D} = W_p^p$ are matching procedures that find correspondences based on $W_p^p(\hat{\mu}_{X_i}, \hat{\nu}_{Y_j})$ for all $i \in [n]$ and $j \in [m]$. Algorithm 1 allows some points to be matched with multiple points or to be excluded from matching, while \mathfrak{T}_p requires all the X_i 's (resp. Y_j 's) to participate in the matching equally, as enforced by the constraints of $\Pi_{n,m}$ in (4.3), namely, the sum of each row (resp. column) of any coupling is $\frac{1}{n}$ (resp. $\frac{1}{m}$). Also, when $n = m$, one can see that the assignment-based distance profile matching in Section 3 is equivalent to (4.3) with $p = 1$ from the fact that a linear program over $n\Pi_{n,n}$, which is the Birkhoff polytope, is equivalent to the linear assignment problem.

Matching Guarantee of the Third Lower Bound We conclude this section by discussing the potential of \mathfrak{T}_p as a matching method in connection with the matching guarantees shown in the previous sections. From the above observation, we can see that the matching guarantee of the assignment-based matching in Section 3 directly translates to the matching guarantee of the procedure based on \mathfrak{T}_p when $n = m$, indicating the noise stability of the third lower bound. When $n \neq m$, however, \mathfrak{T}_p finds a coupling that may not explicitly assign to each X_i its corresponding Y_j . Algorithm 1 can be thought of as a modification of \mathfrak{T}_p to allow for establishing explicit correspondences in a flexible yet provably robust way as shown in Section 2. A natural question is whether a similar guarantee can be directly established for the coupling found by \mathfrak{T}_p , which would advocate its usage as a matching method. While we do not study this question in this paper, we analyze the statistical complexity in terms of the dimensionality of computing \mathfrak{T}_p since a low variance is a necessary condition for the matching using \mathfrak{T}_p to be practically useful.

4.2 Statistical Complexity of the Third Lower Bound

In Section 2, to model the point clouds approximating underlying objects, we have adopted a viewpoint that the point clouds X_1, \dots, X_n and Y_1, \dots, Y_m are independent samples from some probability measures μ and ν , respectively. We have seen that Algorithm 1 and $\mathfrak{T}_1(\hat{\mu}, \hat{\nu})$ are procedures that compare the quantities $W_1(\hat{\mu}_{X_i}, \hat{\nu}_{Y_j})$'s, which are the sample versions of the Wasserstein-1 distances between the distance profiles at the population level involving μ and ν . Using the properties of distances profiles, we can analyze the

statistical complexity of $\mathfrak{T}_1(\hat{\mu}, \hat{\nu})$ in terms of the sample sizes n and m . Concretely, we analyze the rate of convergence of the average deviation of $\mathfrak{T}_1(\hat{\mu}, \hat{\nu})$ from its population version $\mathfrak{T}_1(\mu, \nu)$, which is given by

$$\mathbb{E}|\mathfrak{T}_1(\mu, \nu) - \mathfrak{T}_1(\hat{\mu}, \hat{\nu})|.$$

By the metric properties of \mathfrak{T}_1 shown in [27], we have $\mathbb{E}|\mathfrak{T}_1(\mu, \nu) - \mathfrak{T}_1(\hat{\mu}, \hat{\nu})| \leq \mathbb{E}\mathfrak{T}_1(\mu, \hat{\mu}) + \mathbb{E}\mathfrak{T}_1(\nu, \hat{\nu})$. Hence, it suffices to analyze the rate of convergence of $\mathbb{E}\mathfrak{T}_1(\mu, \hat{\mu})$. To this end, first note that

$$\begin{aligned} \mathfrak{T}_1(\mu, \hat{\mu}) &= \inf_{\gamma \in \Pi(\mu, \hat{\mu})} \int_{\mathcal{X} \times \mathcal{X}} W_1(\mu_x, \hat{\mu}_{x'}) d\gamma(x, x') \\ &\leq \inf_{\gamma \in \Pi(\mu, \hat{\mu})} \int_{\mathcal{X} \times \mathcal{X}} (W_1(\mu_x, \mu_{x'}) + W_1(\mu_{x'}, \hat{\mu}_{x'})) d\gamma(x, x') \\ &\leq \underbrace{\inf_{\gamma \in \Pi(\mu, \hat{\mu})} \int_{\mathcal{X} \times \mathcal{X}} W_1(\mu_x, \mu_{x'}) d\gamma(x, x')}_{(*)} + \underbrace{\int_{\mathcal{X}} W_1(\mu_{x'}, \hat{\mu}_{x'}) d\hat{\mu}(x')}_{(**)}. \end{aligned} \quad (4.4)$$

It turns out that the expectation of $(**)$ enjoys a fast convergence rate. The idea is that

$$\mathbb{E}(**) = \mathbb{E} \left(\frac{1}{n} \sum_{i=1}^n W_1(\mu_{X_i}, \hat{\mu}_{X_i}) \right) \leq \mathbb{E} \left(\sup_{x \in \mathcal{X}} W_1(\mu_x, \hat{\mu}_x) \right), \quad (4.5)$$

where the last term can be shown to converge at the rate of $O(n^{-1/2})$ by Theorem 4 which we present later in this section.

Unfortunately, the rate of convergence of the expectation of $(*)$ can be as slow as that of $\mathbb{E}W_1(\mu, \hat{\mu})$, which is known [15, 17] to be $O(n^{-1/d})$ for $\mathcal{X} \subset \mathbb{R}^d$. To see this, notice that $(*) \leq W_1(\mu, \hat{\mu})$ as $W_1(\mu_x, \mu_{x'}) \leq d_{\mathcal{X}}(x, x')$ by Proposition 2. That said, when μ has a certain structure, we can derive a faster rate of convergence for $(*)$. For instance, if μ is a mixture of Gaussian distributions as in Section 2 (or, any rotationally invariant distributions), the effective dimension of μ is the number of the components, which can be much smaller than the ambient dimension d . The key is that $W_1(\mu_x, \mu_{x'})$, the distance between distance profiles, captures this structure and thus is determined by the effective dimension, rather than the ambient dimension.

Proposition 1. *Suppose μ is a probability measure on \mathbb{R}^d given as a mixture of rotationally invariant distributions, namely, $\mu = \sum_{k=1}^t p_k \mu_k$, where $(p_1, \dots, p_t) \in \Delta_t$, and $\mu_1, \dots, \mu_t \in \mathcal{P}(\mathbb{R}^d)$ are rotationally invariant with respect to the centers $\theta_1, \dots, \theta_t \in \mathbb{R}^d$, respectively. Then, for any $x, x' \in \mathbb{R}^d$,*

$$W_1(\mu_x, \mu_{x'}) \leq \sum_{k=1}^t p_k \left| \|x - \theta_k\|_2 - \|x' - \theta_k\|_2 \right|. \quad (4.6)$$

Proof. By definition, one can check that μ_x is also given as the mixture of the distance profiles $(\mu_k)_x$'s, namely, $\mu_x = \sum_{k=1}^t p_k (\mu_k)_x$. Then,

$$W_1(\mu_x, \mu_{x'}) = W_1 \left(\sum_{k=1}^t p_k (\mu_k)_x, \sum_{k=1}^t p_k (\mu_k)_{x'} \right) \leq \sum_{k=1}^t p_k W_1((\mu_k)_x, (\mu_k)_{x'}), \quad (4.7)$$

where the inequality follows from the fact that if $\gamma_k \in \Pi((\mu_k)_x, (\mu_k)_{x'})$ is a coupling between $(\mu_k)_x$ and $(\mu_k)_{x'}$, the convex combination $\sum_{k=1}^t p_k \gamma_k$ is a valid coupling between μ_x and $\mu_{x'}$. As μ_k is rotationally

invariant with respect to the center θ_k , we can deduce that $(\mu_k)_x = (\mu_k)_{\theta_k + \|x - \theta_k\|_2 u}$ for any u on the unit sphere. Hence,

$$\begin{aligned} W_1((\mu_k)_x, (\mu_k)_{x'}) &= W_1((\mu_k)_{\theta_k + \|x - \theta_k\|_2 u}, (\mu_k)_{\theta_k + \|x' - \theta_k\|_2 u}) \\ &\leq \|\theta_k + \|x - \theta_k\|_2 u - \theta_k - \|x' - \theta_k\|_2 u\|_2 \\ &= \left| \|x - \theta_k\|_2 - \|x' - \theta_k\|_2 \right|, \end{aligned} \quad (4.8)$$

where the inequality follows from Proposition 2. Combining (4.7) and (4.8), we obtain (4.6). \square

Theorem 3. Suppose μ is a probability measure on \mathbb{R}^d given as a mixture of rotationally invariant distributions, namely, $\mu = \sum_{k=1}^t p_k \mu_k$, where $(p_1, \dots, p_t) \in \Delta_t$, and $\mu_1, \dots, \mu_t \in \mathcal{P}(\mathbb{R}^d)$ are rotationally invariant with respect to the centers $\theta_1, \dots, \theta_t \in \mathbb{R}^d$, respectively. Let $\hat{\mu} = \frac{1}{n} \sum_{i=1}^n \delta_{X_i}$ be the empirical measure based on X_1, \dots, X_n that are i.i.d. from μ . Then,

$$\mathbb{E} \mathfrak{T}_1(\mu, \hat{\mu}) \leq O(n^{-1/t}) + C \sqrt{\frac{d+1}{n}},$$

where C is an absolute constant that is independent of n , d , and μ .

Proof. By (4.4), (4.5), and Theorem 4, it suffices to show that $\mathbb{E}(\ast) \leq O(n^{-1/t})$. Define $\Phi: \mathbb{R}^d \rightarrow \mathbb{R}^t$ by letting $\Phi(x) = (\sqrt{p_1} \|x - \theta_1\|_2, \dots, \sqrt{p_t} \|x - \theta_t\|_2)$. From Proposition 1, we have

$$W_1(\mu_x, \mu_{x'}) \leq \sum_{k=1}^t p_k \left| \|x - \theta_k\|_2 - \|x' - \theta_k\|_2 \right| \leq \|\Phi(x) - \Phi(x')\|_2,$$

where the last inequality follows from the Cauchy-Schwarz inequality. For any coupling $\gamma \in \Pi(\mu, \hat{\mu})$, note that $(\Phi \times \Phi)_{\#} \gamma \in \Pi(\Phi_{\#} \mu, \Phi_{\#} \hat{\mu})$, where $\Phi \times \Phi: \mathbb{R}^d \times \mathbb{R}^d \rightarrow \mathbb{R}^t \times \mathbb{R}^t$ is a map defined by $(\Phi \times \Phi)(x, x') = (\Phi(x), \Phi(x'))$. Conversely, for any coupling $\rho \in \Pi(\Phi_{\#} \mu, \Phi_{\#} \hat{\mu})$, we can find a coupling $\gamma \in \Pi(\mu, \hat{\mu})$ such that $\rho = (\Phi \times \Phi)_{\#} \gamma$ by Lemma 3.12 of [3]. In summary,

$$\Pi(\Phi_{\#} \mu, \Phi_{\#} \hat{\mu}) = \{(\Phi \times \Phi)_{\#} \gamma : \gamma \in \Pi(\mu, \hat{\mu})\}. \quad (4.9)$$

Therefore,

$$\begin{aligned} \inf_{\gamma \in \Pi(\mu, \hat{\mu})} \int_{\mathbb{R}^d \times \mathbb{R}^d} W_1(\mu_x, \mu_{x'}) d\gamma(x, x') &\leq \inf_{\gamma \in \Pi(\mu, \hat{\mu})} \int_{\mathbb{R}^d \times \mathbb{R}^d} \|\Phi(x) - \Phi(x')\|_2 d\gamma(x, x') \\ &= \inf_{\gamma \in \Pi(\mu, \hat{\mu})} \int_{\mathbb{R}^t \times \mathbb{R}^t} \|z - z'\|_2 d(\Phi \times \Phi)_{\#} \gamma(z, z') \\ &= \inf_{\rho \in \Pi(\Phi_{\#} \mu, \Phi_{\#} \hat{\mu})} \int_{\mathbb{R}^t \times \mathbb{R}^t} \|z - z'\|_2 d\rho(z, z') \\ &= W_1(\Phi_{\#} \mu, \Phi_{\#} \hat{\mu}), \end{aligned}$$

where the first equality follows from the change of variables, and the second equality is due to (4.9). As $\Phi_{\#} \hat{\mu}$ is equivalent to the empirical measure of $\Phi_{\#} \mu$ which is defined on \mathbb{R}^t , we conclude from the standard results [15, 17] that $\mathbb{E}(\ast) \leq W_1(\Phi_{\#} \mu, \Phi_{\#} \hat{\mu}) \leq O(n^{-1/t})$. \square

We have used (4.5) to bound (\ast) defined in (4.4) by $\sup_{x \in \mathcal{X}} W_1(\mu_x, \hat{\mu}_x)$. For each fixed $x \in \mathcal{X}$, as μ_x is a probability measure on \mathbb{R} , one can deduce from the standard results [15, 17] that $W_1(\mu_x, \hat{\mu}_x)$ enjoys a fast rate of convergence in terms of the sample size n , which is $O(n^{-1/2})$. Theorem 4 shows that the rate of convergence of $\mathbb{E} \sup_{x \in \mathcal{X}} W_1(\mu_x, \hat{\mu}_x)$ is as fast as that of $\mathbb{E} W_1(\mu_x, \hat{\mu}_x)$ for fixed $x \in \mathcal{X}$, that is, $O(n^{-1/2})$. Theorem 4 considers the Euclidean case, which can be extended to general metric measure spaces; we provide this extension in Appendix A.3.

Theorem 4. Let $(\mathcal{X}, d_{\mathcal{X}}, \mu)$ be a metric measure space and $\hat{\mu} = \frac{1}{n} \sum_{i=1}^n \delta_{X_i}$ be the empirical measure based on X_1, \dots, X_n that are i.i.d. from μ . Suppose \mathcal{X} is a closed subset of \mathbb{R}^d and $d_{\mathcal{X}}$ is the standard Euclidean distance. Then,

$$\mathbb{E} \left[\sup_{x \in \mathcal{X}} W_1(\mu_x, \hat{\mu}_x) \right] \leq C \sqrt{\frac{d+1}{n}}, \quad (4.10)$$

where C is an absolute constant that is independent of n , d , and μ .

Proof of Theorem 4. For $x \in \mathcal{X}$ and $r \in \mathbb{R}$, let $\phi_{x,r}(\cdot) = 1\{d_{\mathcal{X}}(x, \cdot) \leq r\}$, which is a function from \mathcal{X} to $\{0, 1\}$. Let F_x be the cumulative distribution function of μ_x . Then, $F_x(r) = \mu\phi_{x,r}$ by definition. Similarly, letting \hat{F}_x be the cumulative distribution function of $\hat{\mu}_x$, we have $\hat{F}_x(r) = \hat{\mu}\phi_{x,r}$. Recalling that W_1 between two probability measures on \mathbb{R} is the L_1 distance between their cumulative distribution functions, we have

$$W_1(\mu_x, \hat{\mu}_x) = \int_0^\infty |F_x(r) - \hat{F}_x(r)| dr = \int_0^\infty |\mu\phi_{x,r} - \hat{\mu}\phi_{x,r}| dr \leq \sup_{\phi \in \mathcal{F}_x} |\mu\phi - \hat{\mu}\phi|,$$

where $\mathcal{F}_x := \{\phi_{x,r} : r \geq 0\}$ for any $x \in \mathcal{X}$. Therefore,

$$\sup_{x \in \mathcal{X}} W_1(\mu_x, \hat{\mu}_x) \leq \sup_{x \in \mathcal{X}} \sup_{\phi \in \mathcal{F}_x} |\mu\phi - \hat{\mu}\phi| = \sup_{\phi \in \mathcal{F}_{\mathcal{X}}} |\mu\phi - \hat{\mu}\phi|,$$

where $\mathcal{F}_{\mathcal{X}} := \bigcup_{x \in \mathcal{X}} \mathcal{F}_x = \{\phi_{x,r} : x \in \mathcal{X}, r \geq 0\}$. By Theorem 8.23 of [38],

$$\mathbb{E} \left[\sup_{x \in \mathcal{X}} W_1(\mu_x, \hat{\mu}_x) \right] \leq \mathbb{E} \left[\sup_{\phi \in \mathcal{F}_{\mathcal{X}}} |\mu\phi - \hat{\mu}\phi| \right] \leq C \sqrt{\frac{\text{vc}(\mathcal{F}_{\mathcal{X}})}{n}}. \quad (4.11)$$

where C is an absolute constant that is independent of x , n , \mathcal{X} , and μ . Here, $\text{vc}(\mathcal{F}_{\mathcal{X}})$ is the Vapnik-Chervonenkis (VC) dimension of the function class $\mathcal{F}_{\mathcal{X}}$. As $\mathcal{X} \subset \mathbb{R}^d$, this is upper bounded by the VC dimension of the set of all closed Euclidean balls in \mathbb{R}^d , which is $d+1$; see [16]. Hence, we obtain (4.10). \square

Lastly, we provide the analytic property of the distance between distance profiles used throughout this section.

Proposition 2. Let $(\mathcal{X}, d_{\mathcal{X}}, \mu)$ be a metric measure space. Then, $W_1(\mu_x, \mu_{x'}) \leq d_{\mathcal{X}}(x, x')$ for $x, x' \in \mathcal{X}$.

Proof of Proposition 2. Define a map $S: \mathcal{X} \rightarrow \mathbb{R} \times \mathbb{R}$ by letting $S(\cdot) = (d_{\mathcal{X}}(x, \cdot), d_{\mathcal{X}}(x', \cdot))$. Then, one can verify that $S_{\#}\mu$ is a coupling of μ_x and $\mu_{x'}$. Therefore,

$$\begin{aligned} W_1(\mu_x, \mu_{x'}) &= \inf_{\rho \in \Pi(\mu_x, \mu_{x'})} \int_{\mathbb{R} \times \mathbb{R}} |z_1 - z_2| d\rho(z_1, z_2) \\ &\leq \int_{\mathbb{R} \times \mathbb{R}} |z_1 - z_2| dS_{\#}\mu(z_1, z_2) \\ &= \int_{\mathcal{X}} |d_{\mathcal{X}}(x, \bar{x}) - d_{\mathcal{X}}(x', \bar{x})| d\mu(\bar{x}) \\ &\leq d_{\mathcal{X}}(x, x'), \end{aligned}$$

where the last inequality is the triangle inequality of $d_{\mathcal{X}}$. \square

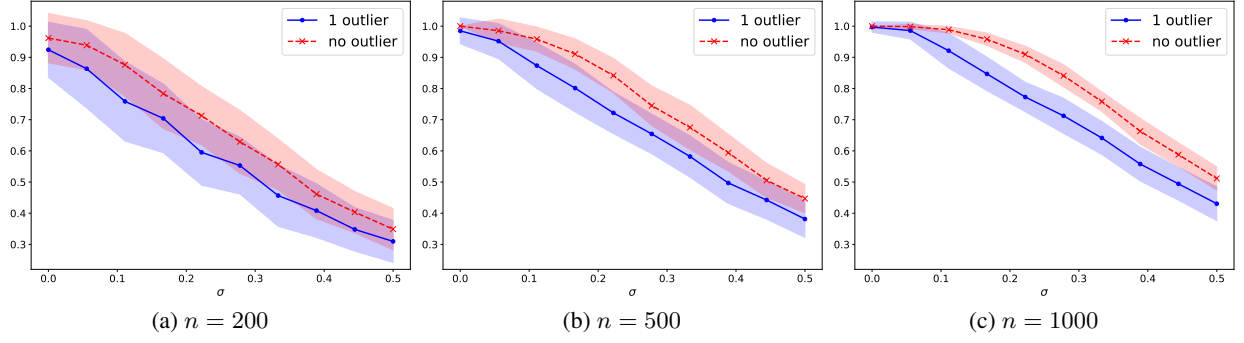


Figure 3: Accuracy of Gaussian mixture matching with $d = 3$, $K = 10$, and the sample size $n = m \in \{200, 500, 1000\}$. For each plot, the blue solid line amounts to the case where there is one outlier, that is, $t = s = K + 1$ in Assumption 1, while the red dashed line is the baseline case where there is no outlier, namely, $t = s = K$. We let $\sigma_k = \tau_k = \sigma$ for all $k \in [t]$ and vary σ . For each σ , the sampling from μ, ν is repeated 100 times and the marked points show the average of the matching accuracy over 100 realizations, while the shaded regions show the standard deviations.

5 Simulations

We first provide a simulation study to demonstrate the performance of the matching procedure discussed in Section 2. Figure 3 shows the matching accuracy defined as follows:

$$\frac{|\{i \in [n] : t(i) \in [K] \text{ and } s(\pi(i)) = t(i)\}|}{|\{i \in [n] : t(i) \in [K]\}|}, \quad (5.1)$$

where t, s are defined as in Theorem 1. In other words, we compute the proportion of correctly matched pairs among X_i 's from the first K components. This accuracy measure is less strict and thus can be more practically relevant than the matching guarantee in Theorem 1 that is the probability of matching without any error. For each plot of Figure 3, we compare the case where there is one outlier, that is, $t = s = K + 1$ in Assumption 1, and the baseline case where there is no outlier, namely, $t = s = K$. In the former case, the left-hand side of (2.5) is 0.0345, while it is 0.1144 for the later case. For both cases, we let $\sigma = \sigma_k = \tau_k$ for all $k \in [t]$ in Assumption 1 and vary σ . We can observe that the matching accuracy deteriorates as σ grows for both cases. Though the presence of an outlier deteriorates the matching accuracy as expected, we can see that the proposed method is robust to the outlier in that the accuracy is not significantly lower than the baseline case.

Next, we provide simulation results demonstrating the noise stability discussed in Section 3. We first obtain n locations $\theta_1, \dots, \theta_n \in \mathbb{R}^d$ and define the other locations η_1, \dots, η_n as in (3.2) using some rigid transformation T and a permutation π^* . Then, we generate the points according to (3.3) and obtain $\hat{\pi}$ following the procedure explained in Theorem 2; we estimate $\mathbb{P}(\hat{\pi} = \pi^*)$ by repeating this for 100 times. Figure 4 shows the results, where we vary σ —assuming $\sigma = \sigma_i = \tau_i$ for all $i \in [n]$ —and compare with the probability $\mathbb{P}(\hat{\pi}^{\text{OT}} = \pi^*)$ for $\hat{\pi}^{\text{OT}}$ obtained by the procedure (3.7). As shown in Figure 4(a), when the rigid transformation is based on a rotation matrix that only affects the first two coordinates, both methods can recover the true permutation to some extent for small enough σ ; in this case, as the rotation matrix is relatively close to the identity matrix, the standard optimal transport method (3.7) shows good performance. For a rotation matrix that changes all the coordinates, however, the standard optimal transport method fails to recover the true permutation as shown in Figure 4(b), while the distance profile matching method performs almost as in Figure 4(a).

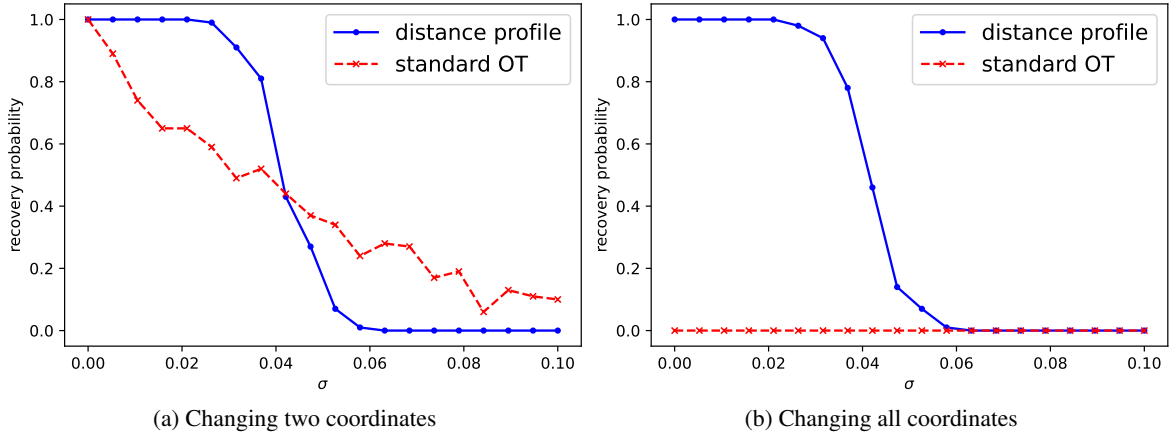


Figure 4: Noise stability results with $d = 10$ and $n = 100$. The plots show the probability $\mathbb{P}(\hat{\pi} = \pi^*)$, where $\hat{\pi}$ corresponds to the one defined in Theorem 2 for the blue lines (distance profile) and to (3.7) for the red lines (standard OT); here, the probability is estimated by repeating each setting 100 times. For (a), the rigid transformation is based on a rotation matrix that only affects the first two coordinates, while (b) is based on a random rotation matrix changing all d coordinates.

6 Conclusion

In this paper, we have proposed a matching procedure based on distance profiles and established its robustness. The proposed procedure is easily implementable without having to solve nontrivial optimization problems over permutations. Most importantly, we have shown that the proposed method is provably robust to outliers and noise under some model assumptions that we believe capture essential aspects of empirical applications. To the best of our knowledge, this is the first work that provides theoretical guarantees for the robustness of a matching procedure based on distance profiles in the context of object matching. Moreover, we have extended the concept of distance profiles to the abstract setting and connected the proposed matching procedure to the Gromov-Wasserstein distance and its lower bound, with a new sample complexity result derived based on the properties of distance profiles. We have also demonstrated the empirical performance of the proposed method through real data and simulations.

We suggest several directions for future research. On the theoretical side, it would be interesting to consider other types of matching guarantees in Theorem 1. As mentioned in Section 5, controlling the matching accuracy (5.1) may be practically more useful. For any small $\eta \in (0, 1)$, showing that the matching accuracy (5.1) is larger than $1 - \eta$ with high probability would be a meaningful result. Similarly, for Theorem 2, it would be interesting to consider the probability that $\hat{\pi}$ is close to π^* under a certain discrepancy, such as the Hamming distance, instead of the probability of a perfect recovery $\hat{\pi} = \pi^*$. On the practical side, it would be interesting to delve deeper into the procedure of finding inliers, that is, the points from the common part of two objects. In Remark 1, though we have noted that the threshold ρ can be chosen to identify the inliers at least in theory, developing a practical method applicable to real data is very challenging in general. Lastly, building on the derived sample complexity result in Section 4, it would be interesting to analyze the outlier robustness of the third lower bound in general cases. We leave these directions for future research.

A Appendix

A.1 Details of Remark 1

First, recall from the proof of Theorem 1 that the event $C = (2R(Z_1 + Z_2) + 2(U + V) < \Omega)$ implies $s(\pi(i)) = t(i)$ for any $i \in [n]$ such that $t(i) \in [K]$. Hence, on the event C , one can deduce that for such $i \in [n]$, we have

$$W(i, \pi(i)) \leq \overline{W}(t(i), s(\pi(i))) + R(Z_1 + Z_2) + U + V = \overline{W}(t(i), t(i)) + 2R(Z_1 + Z_2) + 2(U + V).$$

Therefore, invoking Lemma 1, we have

$$\max_{\substack{i \in [n] \\ t(i) \in [K]}} W(i, \pi(i)) \leq R \cdot \left(1 - \sum_{k \in [K]} p_k\right) + R(Z_1 + Z_2) + (U + V).$$

Meanwhile,

$$\begin{aligned} \min_{\substack{i \in [n] \\ t(i) \notin [K]}} W(i, \pi(i)) &\geq \min_{\substack{i \in [n] \\ t(i) \notin [K]}} \overline{W}(t(i), s(\pi(i))) - R(Z_1 + Z_2) - (U + V) \\ &\geq \min_{\substack{\alpha \in [t] \setminus [K] \\ \beta \in [s]}} \overline{W}(\alpha, \beta) - R(Z_1 + Z_2) - (U + V). \end{aligned}$$

Now, let C' be the event $(2R(Z_1 + Z_2) + 2(U + V) < \Omega')$, where Ω' represents the quantity in (2.6). Clearly, we have $\Omega' \leq \Omega$ and thus $C' \subset C$. Therefore, on the event C' , we have

$$\min_{\substack{i \in [n] \\ t(i) \notin [K]}} W(i, \pi(i)) - \max_{\substack{i \in [n] \\ t(i) \in [K]}} W(i, \pi(i)) \geq \Omega' - 2R(Z_1 + Z_2) - 2(U + V) > 0.$$

Now, we have $\mathbb{P}(C') \geq 1 - \delta$ by repeating the proof of Theorem 1 with the left-hand side of (2.3), which is Ω , replaced by Ω' . Therefore, we have (2.7) with probability at least $1 - \delta$.

A.2 Lemmas

We have used the following lemmas on the concentration of the multinomial distribution and the chi-squared distribution in the proofs of Theorems 1 and 2. The former is from [12], while the latter is a standard result that can be deduced from the Chernoff bound; for instance, see Chapter 2 of [38].

Lemma 2 (Lemma 3 of [12]). *Suppose (z_1, \dots, z_t) is from the multinomial distribution with the number of trials n and the probability vector $(p_1, \dots, p_t) \in \Delta_t$. Then, for any $\varepsilon \in (0, 1)$, we have*

$$\mathbb{P} \left(\sum_{k=1}^t \left| \frac{z_k}{n} - p_k \right| \geq \varepsilon \right) \leq 2 \exp \left(-\frac{n\varepsilon^2}{25} \right) + 2^t \exp \left(-\frac{9n\varepsilon^2}{100} \right).$$

Lemma 3. *Let $\chi^2(d)$ be the chi-squared random variable with d degrees of freedom. Then,*

$$\mathbb{P}(\chi^2(d) \geq d + t) \leq \exp \left(-\frac{t(t \wedge d)}{8d} \right) \quad \forall t \geq 0.$$

Accordingly, for any $t \geq 2d$,

$$\mathbb{P}(\chi^2(d) \geq t) \leq \exp \left(-\frac{t}{16} \right).$$

A.3 Extension of Theorem 4 to General Metric Measure Spaces

From (4.11) in the proof of Theorem 4, one can deduce that Theorem 4 can be extended to any metric measure space $(\mathcal{X}, d_{\mathcal{X}}, \mu)$ by replacing $d + 1$ in (4.10) with the VC dimension of $\mathcal{F}_{\mathcal{X}}$ defined in the proof, which is the VC dimension of the set of all balls in \mathcal{X} . Unfortunately, controlling the VC dimension of the set of all balls in a general metric measure space is highly nontrivial. A more straightforward quantity is the ε -covering number $\mathcal{N}(\varepsilon, \mathcal{X}, d_{\mathcal{X}})$, namely, the smallest possible number of ε -balls to cover \mathcal{X} . The following theorem derives an upper bound using the covering number for a general bounded metric measure space $(\mathcal{X}, d_{\mathcal{X}}, \mu)$.

Theorem 5. *Let $(\mathcal{X}, d_{\mathcal{X}}, \mu)$ be a metric measure space and $\hat{\mu} = \frac{1}{n} \sum_{i=1}^n \delta_{X_i}$ be the empirical measure based on X_1, \dots, X_n that are i.i.d. from μ . Suppose $\Delta = \sup_{x, x' \in \mathcal{X}} d_{\mathcal{X}}(x, x') < \infty$ and the support of μ is exactly \mathcal{X} . Let $\mathcal{N}(\varepsilon, \mathcal{X}, d_{\mathcal{X}})$ be the ε -covering number of \mathcal{X} under $d_{\mathcal{X}}$. Then,*

$$\mathbb{E} \left[\sup_{x \in \mathcal{X}} W_1(\mu_x, \hat{\mu}_x) \right] \leq \frac{C}{\sqrt{n}} \int_0^{\Delta/4} \sqrt{\frac{\Delta}{\varepsilon} + \log \mathcal{N}(\varepsilon, \mathcal{X}, d_{\mathcal{X}})} d\varepsilon, \quad (\text{A.1})$$

where C is an absolute constant that is independent of n , \mathcal{X} , and μ .

Proof of Theorem 5. By the Kantorovich-Rubinstein theorem (Theorem 1.14 of [39]), we have

$$W_1(\mu_x, \hat{\mu}_x) = \sup_{f \in \text{Lip}_1} (\mu_x f - \hat{\mu}_x f),$$

where $\text{Lip}_1 = \{f: [0, \Delta] \rightarrow \mathbb{R} \mid f(0) = 0 \text{ and } f \text{ is 1-Lipschitz}\}$. Here, we have used the fact that the supports of μ_x and $\hat{\mu}_x$ are contained in the interval $[0, \Delta]$ for any $x \in \mathcal{X}$. Hence,

$$\sup_{x \in \mathcal{X}} W_1(\mu_x, \hat{\mu}_x) = \sup_{x \in \mathcal{X}} \sup_{f \in \text{Lip}_1} (\mu_x f - \hat{\mu}_x f) = \sup_{\phi \in \mathcal{F}} (\mu \phi - \hat{\mu} \phi),$$

where $\mathcal{F} = \{f \circ d_{\mathcal{X},x} : f \in \text{Lip}_1, x \in \mathcal{X}\}$ which is a function class from \mathcal{X} to \mathbb{R} . Here, $d_{\mathcal{X},x}: \mathcal{X} \rightarrow \mathbb{R}$ is defined by $d_{\mathcal{X},x}(\cdot) = d_{\mathcal{X}}(x, \cdot)$. Using symmetrization and Dudley's chaining argument (see Chapter 8 of [38]), one can derive the following:

$$\mathbb{E} \left[\sup_{x \in \mathcal{X}} W_1(\mu_x, \hat{\mu}_x) \right] = \mathbb{E} \left[\sup_{\phi \in \mathcal{F}} (\mu \phi - \hat{\mu} \phi) \right] \leq \frac{C}{\sqrt{n}} \int_0^{\Delta/2} \sqrt{\log \mathcal{N}(\varepsilon, \mathcal{F}, \|\cdot\|_{\mathcal{X}})} d\varepsilon, \quad (\text{A.2})$$

where $\mathcal{N}(\varepsilon, \mathcal{F}, \|\cdot\|_{\mathcal{X}})$ denotes the ε -covering number of \mathcal{F} with respect to $\|\cdot\|_{\mathcal{X}}$, namely, the sup norm defined by $\|\phi\|_{\mathcal{X}} = \sup_{x \in \mathcal{X}} |\phi(x)|$ for any $\phi: \mathcal{X} \rightarrow \mathbb{R}$. Here, we are using the fact that $\sup_{\phi \in \mathcal{F}} \|\phi\|_{\mathcal{X}} \leq \Delta$ since $\sup_{z \in [0, \Delta]} |f(z)| \leq \Delta$ for any $f \in \text{Lip}_1$ by Lipschitzness. Now, noticing that \mathcal{F} is a function class consisting of composite functions, we upper bound $\mathcal{N}(\varepsilon, \mathcal{F}, \|\cdot\|_{\mathcal{X}})$ by the product of the ε -covering number of Lip_1 with respect to the sup norm $\|\cdot\|_{\infty}$ on $[0, \Delta]$, that is, $\|f\|_{\infty} = \sup_{z \in [0, \Delta]} |f(z)|$, and the ε -covering number of \mathcal{X} with respect to $d_{\mathcal{X}}$. Concretely, we claim

$$\mathcal{N}(2\varepsilon, \mathcal{F}, \|\cdot\|_{\mathcal{X}}) \leq \mathcal{N}(\varepsilon, \text{Lip}_1, \|\cdot\|_{\infty}) \times \mathcal{N}(\varepsilon, \mathcal{X}, d_{\mathcal{X}}). \quad (\text{A.3})$$

To see this, let $\text{Lip}_1^{\varepsilon} \subset \text{Lip}_1$ and $\mathcal{X}^{\varepsilon} \subset \mathcal{X}$ be ε -coverings of Lip_1 and \mathcal{X} , respectively. For $f \in \text{Lip}_1$ and $x \in \mathcal{X}$, we can find $f' \in \text{Lip}_1^{\varepsilon}$ and $x' \in \mathcal{X}^{\varepsilon}$ such that $\|f - f'\|_{\infty} \leq \varepsilon$ and $d_{\mathcal{X}}(x, x') \leq \varepsilon$. Then,

$$\begin{aligned} \|f \circ d_{\mathcal{X},x} - f' \circ d_{\mathcal{X},x'}\|_{\mathcal{X}} &\leq \|f \circ d_{\mathcal{X},x} - f \circ d_{\mathcal{X},x'}\|_{\mathcal{X}} + \|f \circ d_{\mathcal{X},x'} - f' \circ d_{\mathcal{X},x'}\|_{\mathcal{X}} \\ &\leq \|d_{\mathcal{X},x} - d_{\mathcal{X},x'}\|_{\mathcal{X}} + \|f - f'\|_{\infty} \\ &\leq d_{\mathcal{X}}(x, x') + \varepsilon \\ &\leq 2\varepsilon. \end{aligned}$$

Hence, we obtain (A.3). The standard upper bound on the covering number of Lip_1 (see Exercise 8.2.7 of [38]) tells

$$\log \mathcal{N}(\varepsilon, \text{Lip}_1, \|\cdot\|_\infty) \leq \frac{c\Delta}{\varepsilon}, \quad (\text{A.4})$$

where c is some absolute constant. Combining (A.2), (A.3), and (A.4), we obtain (A.1). \square

Remark 2. If one assumes that \mathcal{X} is a compact subset of \mathbb{R}^d and $d_{\mathcal{X}}$ is the standard Euclidean distance in Theorem 5, the bounds coincide with those in Theorem 4. To see this, it suffices to notice that $\mathcal{N}(\varepsilon, \mathcal{X}, d_{\mathcal{X}})$ scales as $(1 + 2/\varepsilon)^d$; see Section 4.2 of [38]. The key difference, however, is that Theorem 5 requires compactness of the support of μ , while Theorem 4 does not.

References

- [1] Y. Aflalo, A. Bronstein, and R. Kimmel. On convex relaxation of graph isomorphism. *Proceedings of the National Academy of Sciences*, 112(10):2942–2947, 2015.
- [2] D. Alvarez-Melis and T. S. Jaakkola. Gromov-Wasserstein alignment of word embedding spaces. *arXiv preprint arXiv:1809.00013*, 2018.
- [3] L. Ambrosio and N. Gigli. *A User’s Guide to Optimal Transport*, pages 1–155. Springer Berlin Heidelberg, 2013.
- [4] S. Belongie, J. Malik, and J. Puzicha. Shape matching and object recognition using shape contexts. *IEEE Transactions on Pattern Analysis and Machine Intelligence*, 24(4):509–522, 2002.
- [5] P. Besl and N. D. McKay. A method for registration of 3-d shapes. *IEEE Transactions on Pattern Analysis and Machine Intelligence*, 14(2):239–256, 1992.
- [6] S. P. Borgatti, A. Mehra, D. J. Brass, and G. Labianca. Network analysis in the social sciences. *Science*, 323(5916):892–895, 2009.
- [7] C. Bréchet. A statistical test of isomorphism between metric-measure spaces using the distance-to-a-measure signature. *Electronic Journal of Statistics*, 13(1):795 – 849, 2019.
- [8] D. Brinkman and P. J. Olver. Invariant histograms. *The American Mathematical Monthly*, 119(1):4–24, 2012.
- [9] C. Bunne, D. Alvarez-Melis, A. Krause, and S. Jegelka. Learning generative models across incompatible spaces. In *International conference on machine learning*, 2019.
- [10] S. Chowdhury and F. Mémoli. The Gromov–Wasserstein distance between networks and stable network invariants. *Information and Inference: A Journal of the IMA*, 8(4):757–787, 2019.
- [11] O. Collier and A. S. Dalalyan. Minimax rates in permutation estimation for feature matching. *Journal of Machine Learning Research*, 17(1):162–192, 2016.
- [12] L. Devroye. The equivalence of weak, strong and complete convergence in L_1 for kernel density estimates. *The Annals of Statistics*, pages 896–904, 1983.
- [13] J. Ding, Y. Fei, and Y. Wang. Efficiently matching random inhomogeneous graphs via degree profiles. *arXiv preprint arXiv:2310.10441*, 2023.

- [14] J. Ding, Z. Ma, Y. Wu, and J. Xu. Efficient random graph matching via degree profiles. *Probability Theory and Related Fields*, 179:29–115, 2021.
- [15] R. M. Dudley. The speed of mean Glivenko-Cantelli convergence. *The Annals of Mathematical Statistics*, 40(1):40–50, 1969.
- [16] R. M. Dudley. Balls in \mathbb{R}^k do not cut all subsets of $k + 2$ points. *Advances in Mathematics*, 31(3):306–308, 1979.
- [17] N. Fournier and A. Guillin. On the rate of convergence in Wasserstein distance of the empirical measure. *Probability Theory and Related Fields*, 162(3-4):707–738, 2015.
- [18] T. Galstyan and A. Minasyan. Optimality of the least sum of logarithms in the problem of matching map recovery in the presence of noise and outliers. *Armenian Journal of Mathematics*, 15(5):1–9, 2023.
- [19] T. Galstyan, A. Minasyan, and A. S. Dalalyan. Optimal detection of the feature matching map in presence of noise and outliers. *Electronic Journal of Statistics*, 16(2):5720–5750, 2022.
- [20] Y. Hur, W. Guo, and T. Liang. Reversible Gromov–Monge sampler for simulation-based inference. *SIAM Journal on Mathematics of Data Science*, 6(2):283–310, 2024.
- [21] I. Kezurer, S. Z. Kovalsky, R. Basri, and Y. Lipman. Tight relaxation of quadratic matching. *Computer Graphics Forum*, 34(5):115–128, 2015.
- [22] T. C. Koopmans and M. Beckmann. Assignment problems and the location of economic activities. *Econometrica*, pages 53–76, 1957.
- [23] D. Kunisky and J. Niles-Weed. Strong recovery of geometric planted matchings. In *Proceedings of the 2022 Annual ACM-SIAM Symposium on Discrete Algorithms (SODA)*, pages 834–876. SIAM, 2022.
- [24] M. Leordeanu and M. Hebert. A spectral technique for correspondence problems using pairwise constraints. In *International Conference on Computer Vision*, 2005.
- [25] E. M. Loiola, N. M. M. De Abreu, P. O. Boaventura-Netto, P. Hahn, and T. Querido. A survey for the quadratic assignment problem. *European Journal of Operational Research*, 176(2):657–690, 2007.
- [26] S. Manay, D. Cremers, B.-W. Hong, A. J. Yezzi, and S. Soatto. Integral invariants for shape matching. *IEEE Transactions on Pattern Analysis and Machine Intelligence*, 28(10):1602–1618, 2006.
- [27] F. Mémoli. Gromov–Wasserstein distances and the metric approach to object matching. *Foundations of Computational Mathematics*, 11:417–487, 2011.
- [28] F. Mémoli and T. Needham. Distance distributions and inverse problems for metric measure spaces. *Studies in Applied Mathematics*, 149(4):943–1001, 2022.
- [29] A. Minasyan, T. Galstyan, S. Hunanyan, and A. Dalalyan. Matching map recovery with an unknown number of outliers. In *International Conference on Artificial Intelligence and Statistics*, pages 891–906, 2023.
- [30] P. Papadakis. The canonically posed 3d objects dataset. In *Eurographics Workshop on 3D Object Retrieval*, pages 33–36, 2014.

- [31] G. Peyré and M. Cuturi. Computational optimal transport: with applications to data science. *Foundations and Trends® in Machine Learning*, 11(5-6):355–607, 2019.
- [32] G. Peyré, M. Cuturi, and J. Solomon. Gromov-Wasserstein averaging of kernel and distance matrices. In *International Conference on Machine Learning*, 2016.
- [33] A. Rangarajan, A. Yuille, and E. Mjolsness. Convergence properties of the softassign quadratic assignment algorithm. *Neural Computation*, 11(6):1455–1474, 1999.
- [34] M. R. Ruggeri and D. Saupe. Isometry-invariant matching of point set surfaces. In *Eurographics Workshop on 3D Object Retrieval*, pages 17–24, 2008.
- [35] J. Solomon, G. Peyré, V. G. Kim, and S. Sra. Entropic metric alignment for correspondence problems. *ACM Transactions on Graphics (ToG)*, 35(4):1–13, 2016.
- [36] O. Sporns, G. Tononi, and R. Kötter. The human connectome: a structural description of the human brain. *PLoS Computational Biology*, 1(4):e42, 2005.
- [37] O. Van Kaick, H. Zhang, G. Hamarneh, and D. Cohen-Or. A survey on shape correspondence. *Computer Graphics Forum*, 30(6):1681–1707, 2011.
- [38] R. Vershynin. *High-Dimensional Probability: An Introduction with Applications in Data Science*. Cambridge University Press, 2018.
- [39] C. Villani. *Topics in Optimal Transportation*. American Mathematical Society, 2003.
- [40] H. Wang, Y. Wu, J. Xu, and I. Yolou. Random graph matching in geometric models: the case of complete graphs. In *Conference on Learning Theory*, pages 3441–3488, 2022.
- [41] C. A. Weitkamp, K. Proksch, C. Tameling, and A. Munk. Distribution of distances based object matching: asymptotic inference. *Journal of the American Statistical Association*, pages 1–14, 2022.
- [42] Q. Zhao, S. E. Karisch, F. Rendl, and H. Wolkowicz. Semidefinite programming relaxations for the quadratic assignment problem. *Journal of Combinatorial Optimization*, 2:71–109, 1998.