

# Jack of All Tasks, Master of Many: Designing General-purpose Coarse-to-Fine Vision-Language Model

Shraman Pramanick<sup>\*1,2†</sup> Guangxing Han<sup>\*2</sup> Rui Hou<sup>2</sup> Sayan Nag<sup>3</sup> Ser-Nam Lim<sup>4</sup>  
 Nicolas Ballas<sup>2</sup> Qifan Wang<sup>2</sup> Rama Chellappa<sup>1</sup> Amjad Almahairi<sup>2</sup>

<sup>1</sup>Johns Hopkins University, <sup>2</sup>Meta, <sup>3</sup>University of Toronto, <sup>4</sup>University of Central Florida

## Abstract

The ability of large language models (LLMs) to process visual inputs has given rise to general-purpose vision systems, unifying various vision-language (VL) tasks by instruction tuning. However, due to the enormous diversity in input-output formats in the vision domain, existing general-purpose models fail to successfully integrate segmentation and multi-image inputs with coarse-level tasks into a single framework. In this work, we introduce VistaLLM, a powerful visual system that addresses coarse- and fine-grained VL tasks over single and multiple input images using a unified framework. VistaLLM utilizes an instruction-guided image tokenizer that filters global embeddings using task descriptions to extract compressed and refined features from numerous images. Moreover, VistaLLM employs a gradient-aware adaptive sampling technique to represent binary segmentation masks as sequences, significantly improving over previously used uniform sampling. To bolster the desired capability of VistaLLM, we curate CoinIt, a comprehensive coarse-to-fine instruction tuning dataset with 6.8M samples. We also address the lack of multi-image grounding datasets by introducing a novel task, AttCoSeg (Attribute-level Co-Segmentation), which boosts the model’s reasoning and grounding capability over multiple input images. Extensive experiments on a wide range of V- and VL tasks demonstrate the effectiveness of VistaLLM by achieving consistent state-of-the-art performance over strong baselines across all downstream tasks. Our project page can be found at <https://shramanpramanick.github.io/VistaLLM/>.

## 1. Introduction

Large language models (LLM) have proven to be the *de-facto* solution to address novel natural language processing (NLP) tasks, thanks to their ability to comprehend user-tailored prompts, instructions, and detailed task descriptions [14, 25, 73, 74, 92, 93]. However, the problem is more

<sup>\*</sup>Equal technical contribution.

<sup>†</sup>Part of this work was done during an internship at Meta.

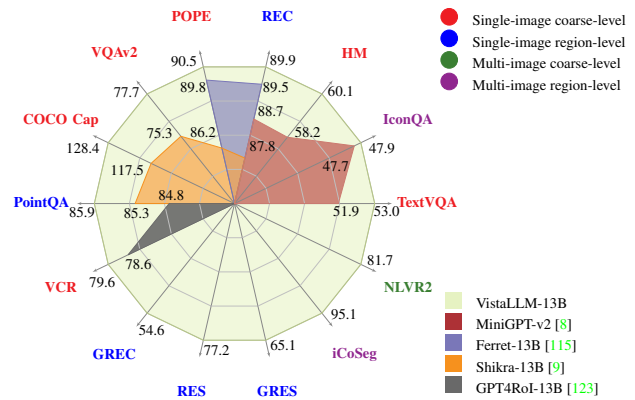


Figure 1. VistaLLM achieves the state-of-the-art performance across a broad range of single and multi-image coarse-to-fine grained reasoning and grounding tasks (see Table 1 for details) among general-purpose baselines. Notably, no existing baseline have unified segmentation and multi-image tasks in a single system. We show officially reported numbers for every baseline.

challenging the vision domain due to an inherent disparity of input and output formats across different tasks. Though pre-training followed by a fine-tuning strategy is effective for various vision problems [16, 17, 46, 48, 53, 78, 79, 81, 97, 109], with the continuously increasing model parameters, the marginal cost for task-specific tuning comes with significant computational overhead. Hence, it becomes crucial to design general-purpose vision models that can perceive natural-language instructions to solve various vision problems in a zero-shot manner.

The development of general-purpose vision models faces two significant challenges: first, the unification of diverse input-output formats, and second, an effective representation of visual features for a variety of tasks. Image-level vision tasks such as classification, captioning, and question-answering involve textual outputs and primarily require a broader, coarse-grained image representation, making them relatively straightforward to integrate into a unified framework [15, 22, 57, 126]. In contrast, region-level prediction

tasks like object detection and semantic segmentation necessitate fine-grained, pixel-scale visual features and produce dense outputs such as bounding boxes and masks. Converting bounding boxes to natural language sequences is feasible by serializing the coordinates of two corners. However, representing a binary mask as a text sequence poses a more complex challenge, especially when dealing with multiple input images each associated with numerous segmentation masks. Although some recent general-purpose systems have succeeded in unifying coarse-level tasks with object detection [8, 9, 34, 75, 115, 123], they do not incorporate segmentation within the same framework. Furthermore, the capabilities of these existing systems are often limited to processing single-image input, thereby constraining their applicability in broader, more complex scenarios, such as reasoning over multiple images and recognizing and segmenting common objects.

In this work, we present **VistaLLM**, the first general-purpose vision model that addresses coarse- and fine-grained vision-language reasoning and grounding tasks over single and multiple input images. We unify these tasks by converting them into an instruction-following sequence-to-sequence format. We efficiently transform binary masks into a sequence of points by proposing a gradient-aware adaptive contour sampling scheme, which significantly improves over the naive uniform sampling technique previously used for sequence-to-sequence segmentation tasks [10, 11, 59, 125]. Moreover, to preserve global and region-level information from multiple input images, we propose utilizing a QFormer [46] based instruction-guided image tokenizer. Leveraging LLMs’ language reasoning ability, we feed our visual features with carefully designed task-specific instructions to LLMs, which generate responses following the instructions. Integrating various tasks with different granularity into such a unified, cohesive, and end-to-end system helps improve the performance of each task by sharing coarse- and fine-grained feature representation.

To train VistaLLM on a versatile form of vision and language tasks, we collect **CoinIt (Coarse-to-fine Instruction-tuning Dataset)** with 6.8M samples, ranging over four broad categories of tasks - single-image coarse-level, single-image region-level, multi-image coarse-level, and multi-image region-level. We address the lack of publicly-available multi-image region-level datasets by proposing a novel task, **AttCoSeg (Attribute-level Co-Segmentation)**, which aims to recognize input images which have objects with common attributes (shape, color, size, position), and segment those objects. AttCoSeg contains 685k training samples, and help VistaLLM to gain significant generalizable reasoning and grounding capability over multiple input images. Other tasks of CoinIt are constructed by converting publicly available benchmarks into instruction-following format, such as COCO [54], Flickr [77], VCR

[118], LLaVA [57], VG [38], PASCAL [20] etc. Extensive evaluation on 15 different benchmarks proves the efficacy of VistaLLM, which even surpasses specialist (or fine-tuned) systems in most tasks, including 10.9% CIDEr points gain over Shikra [9] on image captioning, 13.1%, 6.7% precision and gIoU improvements over MDETR [36] on GREC and GRES, 3%  $\mathcal{J}$ -index gains over CycleSegNet [120] on iCoSeg.

In summary, our contributions are threefold: (i) We propose VistaLLM, equipped with a instruction-guided image tokenizer, to seamlessly integrate coarse- and fine-grained vision-language reasoning and grounding tasks over single and multiple input images into a unified general-purpose model. (ii) To efficiently convert segmentation masks into a sequence, we propose a gradient-aware adaptive contour sampling scheme, which improves over previously used uniform sampling by 3 – 4 mIoU scores on different segmentation benchmarks. (iii) We construct CoinIt, a large-scale coarse-to-fine instruction-tuning dataset, for model training. Moreover, we introduce a novel task, AttCoSeg, which addresses the lack of publicly available multi-image grounding datasets. We evaluate VistaLLM on a wide-range of vision-language tasks across 15 benchmarks, achieving state-of-the-art performance in all of them, even surpassing specialist systems. We summarize these results in Figure 1.

## 2. Related Works

General-purpose vision models, also known as multimodal large language models (MLLM), have recently been proven to be an effective way to unify a versatile array of vision and language tasks. These models, which use potent LLMs [4, 14, 18, 25, 30, 73, 74, 91–93, 95, 103, 105, 119, 122] to reason textual instructions, can broadly be categorized into two groups based on their input and output formats:

**Coarse-level MLLMs:** Early attempts of designing MLLMs focused on image-level vision tasks with textual outputs, such as visual question answering [2, 29, 66, 86] and image captioning [24, 26]. Frozen [94], Flamingo [1], FrozenBiLM [108], MAGMA [19], ClipCap [70], VidIL [101], PICa [110] are among the first few to show the in-context capability of LLMs for few-shot vision tasks. More recent works have focused on using LLMs for visual instruction tuning. To name a few, LLaVA [57], MiniGPT-4 [126], MM-REACT [113], BLIP2 [46], mPLUS-OWL [114], LLaMA-Adapter v2 [22], Otter [42], Instruct-BLIP [15], LLaVA-Med [43] have been proven to be effective. However, these models lack region-specific capabilities and can not perform visual grounding tasks.

**Region-level MLLMs:** More recently, MLLMs have moved forward to unify region-based referring and grounding tasks into general-purpose vision systems. KOSMOS-2 [75], VisionLLM [98], Shikra [9], GPT4RoI [123],

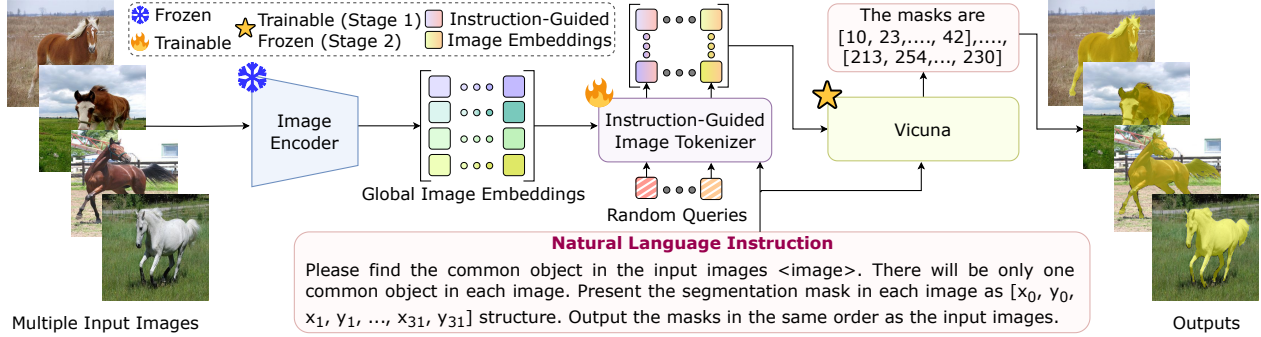


Figure 2. **Overview of the proposed system - VistaLLM**, which integrates single- and multi-image coarse- and fine-grained vision-language tasks into a unified general-purpose framework. VistaLLM contains three key design modules - (i) image encoder to extract the global image embedding, (ii) instruction-guided image tokenizer, which refines and compresses the global image embeddings using task instruction, enabling the model to filter the necessary visual information required for the current task, and (iii) LLM (Vicuna)-based decoder to jointly process image and language features, and generate the desired output. VistaLLM uses a gradient-aware adaptive sampling technique to efficiently represent segmentation masks as a point sequence, described in Section 3.2. All parameters except the image encoder are trained in stage 1, while only the image tokenizer is fine-tuned in stage 2 (See Section 3.1, 5.2 for details).

All-Seeing Model [100], CogVLM [99], COMM [33], MiniGPT-v2 [8] and Ferret [115] has shown the capability of MLLMs of fine-grained image comprehension and region-focused conversation. While KOSMOS-2, Shikra, and VisionLLM feed the image coordinates directly into the LLM, GPT4RoI and Ferret use additional feature extractor modules to represent image regions. On a related regime, InternGPT [60], BuboGPT [124], and LISA [39] utilize external vision modules to perform grounding tasks. However, these works are only capable of processing single-input images. In this work, we propose VistaLLM to address all possible reasoning and grounding tasks over single and multiple images. Moreover, we efficiently convert binary masks into sequence by a novel adaptive sampling, which helps to unify segmentation into a general-purpose framework.

### 3. Method

We start by presenting the model architecture of VistaLLM. Next, we detail the proposed sequence generation approach for segmentation masks and illustrate its efficacy compared to uniform sampling.

#### 3.1. Model Architecture

The overall architecture of VistaLLM, shown in Figure 2, consists of three key design modules - (i) image encoder to extract the global image embedding, (ii) instruction-guided image tokenizer, which refines and compresses the global image embeddings using task instruction, enabling the model to filter the necessary visual information required for the current task, and (iii) LLM-based decoder to jointly process image and language features, and generate the desired output.

**Image Encoder.** Given a set of  $k$  input images  $X = \{x_i\}_1^k$ ;  $x_i \in \mathbb{R}^{H_i \times W_i \times 3}$ , where  $H_i$  and  $W_i$  denote the height and width of the  $i^{\text{th}}$  image, we first feed them into a pre-trained

image encoder, EVA-CLIP [90], to extract  $k$  image embeddings  $Z = \{z_i\}_1^k$ ;  $z_i \in \mathbb{R}^{N_i \times D}$ ,  $N_i$  is number of spatial tokens in the  $i^{\text{th}}$  image and  $D$  is the hidden dimension. Note that, for larger  $k$ , the image feature dimension increases, making it difficult for the LLM decoder to process it as input, which is taken care of in the tokenizer module.

**Instruction-guided Image Tokenizer.** Unlike many previous general-purpose vision systems [8, 9, 57, 75], which directly feed the global image features into the decoder, we introduce an instruction-guided image tokenizer, which plays three crucial roles: (i) refines the image embeddings in alignment with task description, i.e. for coarse-level tasks like image captioning, global features are important, whereas for region-level tasks like referring expression segmentation (RES), only the features of the referred object need to be processed. (ii) compresses the image embeddings, which is particularly important when there are many input images, and (iii) flexibly projects multiple input images with different heights and widths into the same feature dimension.

The image tokenizer module takes image embeddings and the language instruction and outputs the refined and compressed visual features. If referring regions (points, boxes, masks) are present in the instruction, they are converted to text-interleaved sequence as described in Section 3.2. Afterwards, we propose to adopt a QFormer [46] network with  $L$  ( $L < N_i, \forall i$ ) randomly-initialized queries, which learns high-level task-specific information using the language instruction. The output from the tokenizer,  $F = \{f_i\}_1^k$ ;  $f_i \in \mathbb{R}^{L \times D}$ , are then flattened to produce the final visual features,  $F_v \in \mathbb{R}^{kL \times D}$  which are fed into the LLM.

**LLM.** We use Vicuna [13] as our language model, which is a decoder-only LLM [5] with a context length of 2048 build by instruction-tuning LLaMa [92]. The LLM takes the vision features  $F_v$  and the language instruction as input, and

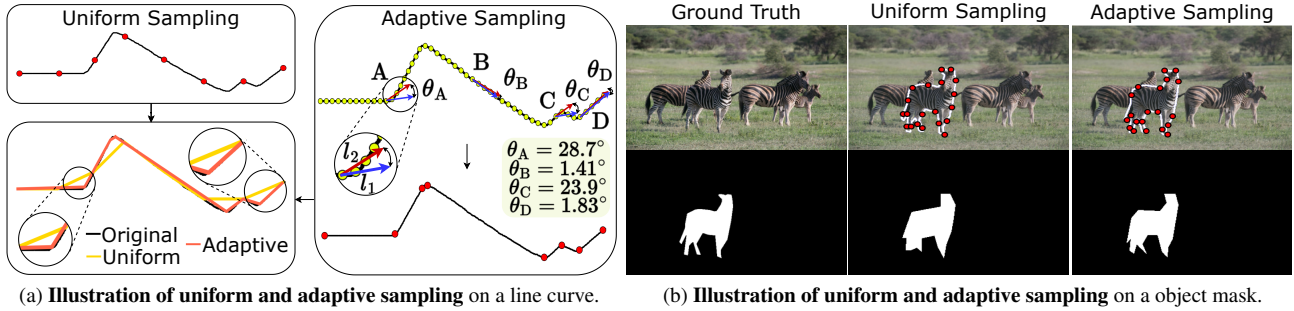


Figure 3. **Visualization of uniform and adaptive sampling strategies.** (a) illustration of sampled points and comparison of reassembled curves, (b) illustration of sampled points and comparison of reassembled masks.

generates task-specific output. We train the LLM end-to-end by traditional next-token prediction objective calculated over the ground-truth. Since Vicuna only has the digits 0-9 in its vocabulary, we introduce additional tokens 10-999 to represent quantized coordinates. During evaluation, we dequantize the generated number tokens into the image space for metric calculation.

### 3.2. Sequence Generation for Grounding Tasks

The outputs from grounding tasks typically manifest in one of three formats: points, boxes, and masks. Points and boxes are straightforward to quantify and serialize, as evidenced in [8, 9, 75]. For instance, a point is represented by its coordinates  $[x, y]$ , while a box is denoted by its diagonal corner points  $[x_{\min}, y_{\min}, x_{\max}, y_{\max}]$ , signifying the top-left and bottom-right corners. Conversely, the outline of a mask can assume any free-form shape comprising potentially infinite points. In scenarios where such free-form polygons are referenced in the input instructions, they can be encoded as region features [115, 123]. However, translating segmentation masks into a sequence for output by a general-purpose framework is particularly challenging, and the process necessitates conversion of segmentation masks into a small number of discrete points.

Previously, encoder-decoder-based segmentation approaches [10, 11, 59, 125] uniformly sample  $N$  points clockwise from the contour of the mask, and then quantize and serialize them as  $[x_1, y_1, x_2, y_2, \dots, x_N, y_N]$ ,

$$x_i = \text{round} \left( \frac{\tilde{x}_i}{w} * n_{\text{bins}} \right), \quad y_i = \text{round} \left( \frac{\tilde{y}_i}{h} * n_{\text{bins}} \right) \quad (1)$$

where  $(\tilde{x}_i, \tilde{y}_i)$  are the original floating point image coordinates,  $w, h$  are the width and height of the image,  $n_{\text{bins}}$  is the number of quantization bins, and  $(x_i, y_i)$  are the quantized coordinates. However, as shown in the top-left of Figure 3a, the uniform sampling approach is unaware of the contour curvature and cannot properly represent sharp edges. To alleviate this limitation, we argue that the sampling should preserve more points where the contour has a sharp bend and less where it is almost straight. Based on this observation, we propose a gradient-aware adaptive sampling technique, which we describe in three steps:

- **Contour Discretization.** First, we discretize the continuous contour by uniformly sampling a high number ( $M$ ) of dense points. Note that these dense points represent the curve well, but such a long sequence is infeasible for training a decoder.
- **Gradient Calculation.** Next, for every point  $p_i \in \{1, \dots, M\}$  on the curve, we draw two lines -  $l_1$  by joining  $p_i$  with its previous point  $p_{i-1}$ , and  $l_2$  by joining  $p_{i-1}$  with the next point  $p_{i+1}$ .  $l_1$  and  $l_2$  create an angle  $\theta_i$  ( $0^\circ \leq \theta_i < 180^\circ$ ) at  $p_{i-1}$ . If  $\theta_i \simeq 0$ , the contour is almost linear at  $p_i$ , and we can safely discard  $p_i$  (e.g., points B and D in the right column of Figure 3a). As  $\theta_i$  increases, the curvature at  $p_i$  becomes sharper, and the importance of keeping  $p_i$  in the final sampling list increases (e.g., points A and C).
- **Sorting & Quantization:** Finally, we sort  $\theta_{i \in \{1, \dots, M\}}$  in descending order, and keep the  $N$  points ( $N \ll M$ ) corresponding to the  $N$  highest  $\theta_i$ . These  $N$  points, which are then quantized<sup>1</sup> and serialized as in Equation 1, denote the final sampled list.

The right column of Figure 3a depicts the adaptive sampling technique, which produces a better representation of sharp bends of the curve than uniform sampling, shown in the bottom-left of the same figure. We further illustrate the reconstruction from two techniques with a mask from the COCO dataset in Figure 3b, where the uniform sampling loses fine details of the zebra’s legs, back, and ears. In contrast, adaptive sampling preserves the mask more precisely.

Both uniform and adaptive sampling techniques inevitably result in a certain amount of information loss from the original ground-truth masks, thereby imposing a constraint on the maximal performance achievable in segmentation tasks. Nonetheless, the extent of this loss is considerably reduced when employing the adaptive sampling approach. For instance, in the RefCOCO validation set for Referring Expression Segmentation (RES), uniform sampling of 32 points from the ground-truth masks yields an mIoU upper bound of 94.70, whereas adaptive sampling achieves 97.26. The superiority of adaptive sampling becomes even more pronounced in the case of complex geometric struc-

<sup>1</sup>We use 1000 quantization bins, by default.



Dataset	Task	Corpus	Multiimg?	Reg. level?	Input format	Output format	Metrics (%)
COCO [54]	Caption	Train, Eval	✗	✗	I	T	SPICE, CIDEr
	VQAv2	Train, Eval	✗	✗	I + Q	T	Accuracy
	REC	Train, Eval	✗	✓	I + R	B	Pr@0.5
	GREC	Train, Eval	✗	✓	I + R	M	Pr@0.5, N-acc
	RES	Train, Eval	✗	✓	I + R	B	mIoU
	GRES	Train, Eval	✗	✓	I + R	M	gIoU, N-acc, T-acc
	REG	Train	✗	✓	I + B	T	—
	AttCoSeg	Train	✓	✓	I	M	—
Flickr [77]	Spot Caption	Train	✗	✓	I	T + B	—
VG [38]	REG	Train	✗	✓	I + B	T	—
VCR [118]	Reasoning	Train, Eval	✗	✓	I + Q + B	T	Accuracy
LLaVa [57]	VQA	Train	✗	✗	I + Q	T	—
LT-QA [69]	BQA	Train, Eval	✗	✓	I + Q + B	B	Accuracy
V7W [127]	PQA	Train, Eval	✗	✓	I + Q + P	T	Accuracy
	BQA	Train, Eval	✗	✓	I + Q + B	T	Accuracy
TextVQA [86]	Reading comp.	Eval	✗	✓	I + Q	T	Accuracy
IconQA [66]	Reasoning	Eval	✓	✓	I + Q	T	Accuracy
HM [37]	Classification	Eval	✗	✗	I	T	Accuracy
POPE [52]	Hallucination	Eval	✗	✗	I + Q	Y/N	Rec., Recall, F1
NLVR [88, 89]	Reasoning	Train, Eval	✓	✗	I + Q	Y/N	Accuracy
PASCAL [20]	CoSeg	Train, Eval	✓	✓	I	M	Precision ( $P$ ),
iCoSeg [3]							Jaccard Index
MSRC [104]							( $J$ )

Table 1. **Training and evaluation datasets, input-output formats, and metrics.** To train VistaLLM on versatile form of vision and language tasks, we collect CoinIt, which is a unified set of 14 benchmarks. We quantitatively evaluate the trained model on 15 tasks without additional fine-tuning, among which TextVQA, IconQA, POPE, and HM contain unseen tasks during training, assessing the system’s generalization capability. I: Image, T: General Text, Q: Question, R: Referring Expression, P: Point coordinate, B: Bounding Box, M: Segmentation Mask, Y/N: Yes or No.

tures containing numerous sharp bends and intricate details. We delve deeper into the comparative efficacy of these two methods through ablation experiments in Section 5.4.

#### 4. Coarse-to-fine Instruction-tuning Dataset

To train VistaLLM on a versatile form of vision and language tasks, we collect CoinIt (**Coarse-to-fine Instruction-tuning Dataset**), which is a unified set of 14 benchmarks containing 6.8M samples, among which (i) 13 are publicly available which we convert to instruction-tuning format, and (ii) we construct a new benchmark, AttCoSeg (**Attribute-level Co-Segmentation**), to alleviate the lack of multi-image region-level datasets. We quantitatively evaluate the trained model on 15 benchmarks without additional fine-tuning. Notably, 4 of these 15 downstream contain entirely unseen tasks during training, helpful for assessing the system’s generalization capability. To ensure data integrity, we confirm that no images from the validation or test sets appear during training, thus eliminating the risk of data leakage. We have grouped these diverse tasks into four main categories based on their input and output formats, summarized in Table 1:

- Single-image coarse-level tasks, such as visual question answering (VQA) and image captioning on COCO [54] and LLaVa [57] require global understanding of a single input image.
- Single-image region-level tasks, like generalized referring expression comprehension (GREC) [23] and segmentation (GRES) [56], spot captioning [9], visual com-

Method	General-purpose?	VQAv2			COCO Cap.	
		Val	Dev	Std	SPICE	CIDEr
METER [17]	✗	—	76.4	76.4	23.0	128.2
FIBER [16]	✗	—	78.6	78.4	23.1	128.4
Unified-IO [65]	✓	—	77.9	—	—	122.3
Flamingo-80B [1]	✓	—	56.3	—	—	84.3
Shikra-13B [9]	✓	75.3	77.4	77.5	—	117.5
VistaLLM-7B	✓	76.7	78.9	78.6	24.2	122.5
VistaLLM-13B	✓	77.7	79.8	79.8	24.6	128.4
$\Delta$ Ours - Shikra-13B	—	2.4 $\uparrow$	2.4 $\uparrow$	2.3 $\uparrow$	—	10.9 $\uparrow$

Table 2. **Performance on VQAv2 and COCO captioning.** VistaLLM yields significant gains over existing general-purpose and fine-tuned baselines. Reported captioning results of METER and FIBER are without CIDEr optimization [82].

monsense reasoning (VCR) [118], box question answering (BQA) and point question answering (PQA) [69, 127] require fine-grained dense predictions over one input image. These tasks contain points, bounding boxes and segmentation masks in inputs and outputs.

- Multi-image coarse-level tasks, like natural language for visual reasoning (NLVR) [88, 89] and icon question answering (IconQA) [66] involve comprehending global perception across multiple input images.
- Multi-image region-level tasks, such as object-level co-segmentation (CoSeg) [41, 83] demands fine-grained reasoning and grounding on various input images.

**AttCoSeg, newly proposed benchmark:** Existing multi-image region-level object co-segmentation datasets [3, 20, 104] are small-scale and simple to solve. Moreover, they assume that a common object will always exist in the input images. Hence, we argue that these datasets are insufficient to train VistaLLM to have generalized grounding ability over many input images, and we construct a more challenging larger-scale multi-image region-level dataset. We use Group-wise RES [107] annotations to sample high-quality images containing objects with similar fine-grained attributes (shape, color, size, position). We refer to such images as positives. While training VistaLLM, we input these positive image pairs and randomly sampled multiple negative images (which do not contain objects with similar attributes), ask the model to recognize the positive image pair and segment the object with common traits in both of them. We name this task attribute-level co-segmentation (AttCoSeg), which contains over 685k training samples, and help VistaLLM to gain significant generalized reasoning and grounding ability over multiple input images. Detailed statistics of every dataset is given in Appendix D.

## 5. Experiments

### 5.1. Instruction Prompts

Carefully designed language instructions are crucial for general-purpose vision models on diverse tasks with different input-output formats [9, 98]. Since we address closely related tasks like REC, RES, GREC, GRES, we use detailed instructions. Figure 2 illustrates an example instruction for CoSeg. More example instructions are shown in Table E.1.

Method	General-purpose?	Ref			Ref+			Refg	
		val	testA	testB	val	testA	testB	val	test
UniTAB [109]	✗	86.3	88.8	80.6	78.7	83.2	69.5	80.0	80.0
MDETR [36]	✗	86.8	89.6	81.4	79.5	84.1	70.6	81.6	80.9
SeqTR [125]	✗	83.7	86.5	81.2	71.5	76.3	64.9	74.9	74.2
OFA-L [96]	✓	80.0	83.7	76.4	68.3	76.0	61.8	67.6	67.6
VisionLLM-H [98]	✓	—	86.7	—	—	—	—	—	—
Shikra-13B [9]	✓	87.8	91.1	81.8	82.9	87.8	74.4	82.6	83.2
MiniGPT-v2 [8]	✓	88.7	91.7	<b>85.3</b>	80.0	85.1	74.5	84.4	84.7
Ferret-13B [115]	✓	<u>89.5</u>	<u>92.4</u>	84.4	82.8	<u>88.1</u>	<u>75.2</u>	<u>85.8</u>	<u>86.3</u>
VistaLLM-7B	✓	88.1	91.5	83.0	82.9	89.8	74.8	83.6	84.4
VistaLLM-13B	✓	<b>89.9</b>	<b>92.5</b>	<b>85.0</b>	<b>84.1</b>	<b>90.3</b>	<b>75.8</b>	<b>86.0</b>	<b>86.4</b>
$\Delta_{\text{Ours - Ferret-13B}}$	—	0.4 $\uparrow$	0.1 $\uparrow$	0.6 $\uparrow$	1.3 $\uparrow$	2.2 $\uparrow$	0.6 $\uparrow$	0.2 $\uparrow$	0.1 $\uparrow$

(a) Performance on referring expression comprehension (REC). VistaLLM yields better results than existing baselines across all splits.

Method	General-purpose?	Ref			Ref+			Refg	
		val	testA	testB	val	testA	testB	val	test
CGAN [67]	✗	64.9	68.0	62.1	51.0	55.5	44.1	51.0	51.7
VLT [55]	✗	65.7	68.3	62.7	55.5	59.2	49.4	53.0	56.7
LTS [35]	✗	65.4	67.8	63.1	54.2	58.3	48.0	54.4	54.3
CRIS [102]	✗	70.5	73.2	66.1	62.3	68.1	53.7	59.9	60.4
SeqTR [125]	✗	71.7	73.3	69.8	63.0	66.7	59.0	64.7	65.7
RefTr [49]	✗	74.3	76.8	70.9	66.8	70.6	59.4	66.6	67.4
LAVT [111]	✗	74.5	76.9	70.9	65.8	71.0	59.2	63.3	63.6
PolyFormer [59]	✗	<u>76.0</u>	<u>77.1</u>	<u>73.2</u>	<u>70.7</u>	<b>74.5</b>	<u>64.6</u>	<u>69.4</u>	<u>69.9</u>
VistaLLM-7B	✓	74.5	76.0	72.7	69.1	73.7	64.0	69.0	70.9
VistaLLM-13B	✓	<b>77.2</b>	<b>78.7</b>	<b>73.9</b>	<b>71.8</b>	<u>74.4</u>	<b>65.6</b>	<b>69.8</b>	<b>71.9</b>
$\Delta_{\text{Ours - PolyFormer}}$	—	1.2 $\uparrow$	1.6 $\uparrow$	0.7 $\uparrow$	1.1 $\uparrow$	0.1 $\downarrow$	1.0 $\uparrow$	0.4 $\uparrow$	2.0 $\uparrow$

(b) Performance on referring expression segmentation (RES). VistaLLM is the first general-purpose model to unify RES.

Table 3. Performance on (a) REC, and (b) RES. While none other general-purpose systems can solve RES, VistaLLM sets a new state-of-the-art for both tasks across all splits.

Method	General-purpose?	GREC		Method	General-purpose?	GRES		
		Pr	N-acc.			gIoU	N-acc.	T-acc.
MCN [68]	✗	28.0	30.6	MattNet [117]	✗	48.2	41.2	96.1
VLT [55]	✗	36.6	35.2	VLT [55]	✗	52.0	47.2	95.7
MDETR [36]	✗	41.5	36.1	LAVT [111]	✗	58.4	49.3	96.2
VistaLLM-7B	✓	52.7	69.4	VistaLLM-7B	✓	64.4	68.8	96.6
VistaLLM-13B	✓	<b>54.6</b>	<b>70.8</b>	VistaLLM-13B	✓	<b>65.1</b>	<b>70.0</b>	<b>96.8</b>
$\Delta_{\text{Ours - MDETR}}$	—	13.1 $\uparrow$	34.7 $\uparrow$	$\Delta_{\text{Ours - LAVT}}$	—	6.7 $\uparrow$	20.7 $\uparrow$	0.6 $\uparrow$

Table 4. Performance on generalized referring expression comprehension (GREC) and generalized referring expression segmentation (GRES). VistaLLM is the first general-purpose system to address both tasks, and gains huge improvements over existing specialist models.

We use a special token <image>, which we later replace with the instruction-guided image features to generate interleaved image-text input to the LLM.

Moreover, the instruction must vary for different samples to support flexible user inputs. To generate high-quality instructions with minimal cost, we manually write one example description of each task and resort to GPT-3.5 [5] to create hundreds of variations. Next, we refine and ensure the quality of every instruction with GPT-4 [72]. During training, we randomly pick one instruction for each sample.

## 5.2. Implementation Details

We use EVA-CLIP [90] pre-trained on LAION-400M [85] and QFormer [46] pre-trained by InstructBLIP [15] as our visual encoder and instruction-guided image tokenizer. We feed the input images into EVA, which produces  $256 \times 1408$  dimensional features for  $224 \times 224$  images. The number of spatial tokens quadratically increases with the input image dimension. The Qformer has 12 encoder layers with 12 heads and outputs 32 queries per image with a hidden size of 768, thus working as an efficient feature compressor. For a fair comparison with existing general-purpose baselines [8, 9, 98, 115, 123], we use Vicuna7B and Vicuna13B [13] as the LLM. All other dense layers are initialized from scratch. For serializing the segmentation masks, we sample 32 points using the proposed adaptive sampling technique.

VistaLLM is trained in two stages. In the first stage, we freeze EVA and train the rest of the model end-to-end on

Task	Method	LookTwice-QA			Task	Method	V7W
		Any	Super cls.	Object			
PQA	Mani et al. [69]	56.5	59.1	62.8	BQA	V7W [127]	56.1
	Shikra-13B [9]	70.0	70.2	71.9		CMNs [27]	72.5
	VistaLLM-13B	<b>71.4</b>	<b>71.8</b>	<b>73.5</b>		ViLBERT [64]	82.8
	$\Delta_{\text{Ours - Shikra-13B}}$	1.4 $\uparrow$	1.6 $\uparrow$	1.6 $\uparrow$		ViLBERT <sub>FT</sub> [64]	83.4
	Mani et al. [69]	60.2	59.8	61.4		GPT4RoI-13B [123]	84.8
BQA	Shikra-13B [9]	70.3	71.4	72.3	Shikra-13B [9]	<u>85.3</u>	
	VistaLLM-13B	<b>72.0</b>	<b>73.2</b>	<b>73.4</b>	VistaLLM-13B	<b>85.9</b>	
	$\Delta_{\text{Ours - Shikra-13B}}$	1.7 $\uparrow$	1.8 $\uparrow$	1.1 $\uparrow$	$\Delta_{\text{Ours - Shikra-13B}}$	0.6 $\uparrow$	

Table 5. Performance of point question answering (PQA) and box question answering (BQA) on LookTwice-QA and Visual-7W. LookTwice-QA questions based on input point/box on three different level of referential clarity in the question, e.g. ‘‘How many of these [items/vehicles/cars] are there?’’ Visual-7W questions in ‘which box’ setting, i.e. choose one of the four bounding box options based on given query.

single-image datasets for 2 epochs. In the second stage, we only tune the instruction-guided image tokenizer on the multi-image datasets for 5 epochs. The final model is used for all evaluations. VistaLLM is trained using AdamW optimizer [62] and cosine scheduler [61] with linear warmup for the first 3% steps. We use a peak learning rate of  $2e-5$  and a global batch size of 256. Training takes 2/3 days for the first stage and 22/30 hours for the second stage with 7/13B models on 32 A100 GPUs, each having 80G memory.

## 5.3. Main Results

We use **boldface** and underline for the best and second-best performing methods in every table and indicate the performance improvements over the state-of-the-art with  $\Delta$ .

**VQAv2 & COCO Captioning:** Table 2 presents the performance on traditional single-image coarse-level visual question answering and image captioning tasks, which do not necessitate coordinates in the input or output. The input instructions for these tasks are straightforward, such as, ‘‘Please generate a simple description of the image <image>.’’ or ‘‘Given the image <image>, can you please answer the question <question>’’, where <question> denotes the input query. On VQAv2, VistaLLM achieves 77.7%, 79.8%, and 79.8% accuracy on the val, dev, and

Method	Validation Acc.			Method	Acc.		
	Q → A	QA → R	Q → AR		TextVQA	IconQA	HM
VILBERT [63]	72.4	74.5	54.0	BLIP-2 [46]	42.5	40.6	53.7
Unicoder-VL [44]	72.6	74.5	54.5	InstructBLIP [15]	50.7	44.8	57.5
VLBERT [87]	75.5	77.9	58.9	MiniGPT-4 [126]	19.9	37.6	–
VILLA [21]	78.5	82.6	65.2	LLaVA [57]	38.9	43.0	–
GPT4RoI-7B [123]	87.4	89.6	78.6	MiniGPT-v2 [8]	51.9	47.7	58.2
VistaLLM-13B	<b>88.2</b>	<b>89.9</b>	<b>79.6</b>	VistaLLM-13B	<b>53.0</b>	<b>47.9</b>	<b>59.1</b>
$\Delta_{\text{Ours-GPT4RoI7B}}$	0.8 $\uparrow$	0.3 $\uparrow$	1.0 $\uparrow$	$\Delta_{\text{Ours-MiniGPTv2}}$	1.1 $\uparrow$	0.2 $\uparrow$	0.9 $\uparrow$

(a) Performance on visual commonsense reasoning (VCR).

(b) Performance on novel tasks - TextVQA, IconQA, and HM.

Table 6. Results on (a) VCR, and (b) three novel tasks - TextVQA, IconQA, hateful memes (HM). VistaLLM achieves consistent gains over existing baselines.

Method	PASCAL		Method	MSRC		Method	iCoSeg	
	Av. P	Av. J		Av. P	Av. J		Av. P	Av. J
Quan et al. [80]	89.0	52.0	Rubinstein et al. [84]	92.2	74.7	Rubinstein et al. [84]	70.2	
Jerripothula et al. [32]	80.1	40.0	Faktor et al. [20]	92.0	77.0	Faktor et al. [20]	73.8	
Li et al. [40]	94.1	63.0	Chen et al. [7]	–	73.9	Jerripothula et al. [31]	70.4	
Zhang et al. [121]	94.9	71.0	Li et al. [50]	95.4	82.9	Zhang et al. [121]	89.2	
CycleSegNet [120]	96.8	73.6	CycleSegNet [120]	97.9	87.2	CycleSegNet [120]	92.1	
VistaLLM-13B	<b>97.9</b>	<b>77.2</b>	VistaLLM-13B	<b>98.5</b>	<b>90.1</b>	VistaLLM-13B	<b>95.1</b>	
$\Delta_{\text{Ours-CycleSegNet}}$	1.1 $\uparrow$	3.6 $\uparrow$	$\Delta_{\text{Ours-CycleSegNet}}$	0.6 $\uparrow$	2.9 $\uparrow$	$\Delta_{\text{Ours-CycleSegNet}}$	3.0 $\uparrow$	

Table 7. Performance on object co-segmentation (CoSeg) on three datasets - PASCAL, MSRC, and iCoSeg. VistaLLM is the first general-purpose system to address CoSeg and sets a new set-of-the-art across all datasets, beating previous specialist models.

std splits, improving the general-purpose state-of-the-art by over 2.3 points. On image captioning, VistaLLM yields a substantial gain of 10.9 CIDEr points over the best general-purpose baseline [9]. Our model performs on a par with fine-tuned specialist models, signifying the power of LLMs to comprehend and generate strong language descriptions.

**REC, RES, GREC & GRES:** Next, we evaluate VistaLLM on four single-image grounding tasks. Table 3 shows the results of referring expression comprehension (REC) and referring expression segmentation (RES), which aims to ground (detect and segment, respectively) one object in the image described by an input expression. Our model shows promising performance on REC, improving over existing baselines across all evaluation splits. VistaLLM is the first general-purpose system to report results on RES, where we perform as good as fine-tuned specialist models. Such strong results on grounding tasks can be attributed to refined image features, effective sampling techniques, and detailed input instructions. We also evaluate VistaLLM on GREC & GRES, where the output can contain zero, one, or multiple boxes and masks. As shown in Table 4, besides generating high-quality boxes and masks, our model yields an impressive gain of 34.7% and 20.7% N-acc scores over MDETR [36], reflecting the ability of VistaLLM to detect samples without any matching objects in the image.

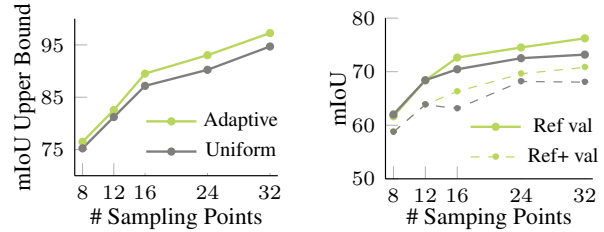
**PQA & BQA:** Table 5 shows our performance on point question answering (PQA) and box question answering (BQA), which can have coordinate points and bounding boxes as input and output. LookTwice-QA asks the model to answer a question about a specified region, either mentioning a point or a box. The system needs to comprehend the area in the context of the whole image, e.g., “How many

Method	General-purpose?	NLVR		Method	R	P	A
		dev	test-P		F1	F1	F1
VisualBERT [47]	$\times$	67.4	67.0	mPLUG-Owl	68.4	66.9	66.8
SOHO [28]	$\times$	76.3	77.3	LLaVA [57]	66.6	66.4	66.3
Oscar [51]	$\times$	78.1	78.4	MiniGPT4 [126]	80.2	73.0	70.4
Uniter [12]	$\times$	77.2	77.9	InstructBLIP [15]	89.3	84.7	77.3
VILLA [21]	$\times$	78.4	79.3	Shikra-7B [9]	86.2	83.2	82.5
ALBEF [45]	$\times$	80.2	80.5	Ferret-13B [115]	89.8	84.2	82.0
VistaLLM-13B	$\checkmark$	<b>81.7</b>	<b>82.1</b>	VistaLLM-13B	<b>90.5</b>	<b>84.8</b>	<b>82.9</b>
$\Delta_{\text{Ours-ALBEF}}$	–	1.5 $\uparrow$	1.6 $\uparrow$	$\Delta_{\text{Ours-Ferret-13B}}$	0.7 $\uparrow$	0.6 $\uparrow$	0.9 $\uparrow$

(a) Results on NLVR.

(b) Results on POPE.

Table 8. Performance on (a) NLVR, and (b) object hallucination benchmark using POPE evaluation pipeline. VistaLLM is the first general-purpose model to address NLVR, and beats strong fine-tuned models. VistaLLM demonstrates an intriguing property of alleviating object hallucinations across all three splits. R: Random, P: Popular, A: Adversarial.



(a) mIoU upper bound on Ref val set with varying number of points. (b) mIoU by VistaLLM on Ref, set with varying number of points. Ref+ with varying number of points.

Figure 4. Ablative experiments on RES task. (a) Comparison of the highest possible mIoU by adaptive and uniform sampling, indicating lesser information loss in adaptive sampling, (b) Effect of number of sampled points on the performance of VistaLLM.

of these [cars] are there in the image?” Visual-7W contains MCQs where the model needs to choose a box from four options. VistaLLM sets new state-of-the-art on both tasks, proving its mighty region-referring ability.

**VCR & Novel (Unseen) Tasks:** Table 6a shows results on visual commonsense reasoning (VCR) - a single-image fine-grained reasoning task containing questions with referring bounding boxes. VistaLLM produces 1% improvement over GPT4RoI [123] in the most challenging  $Q \rightarrow AR$  setting. We also assess our model’s generalization ability by evaluating it on three novel tasks in Table 6b - TextVQA, IconQA, and hateful memes (HM). VistaLLM achieves strong results on all three benchmarks, proving its ability to comprehend novel tasks given well-designed instructions.

**CoSeg & NLVR:** Table 7 and Table 8a shows the performance on two multi-image tasks, CoSeg and NLVR. VistaLLM is the first general-purpose model to evaluate both tasks. Given a group of images with a common object, CoSeg aims to recognize and segment the object in every photo. VistaLLM outperforms existing specialist baselines across three different datasets on CoSeg, showing its strong perception and grounding ability. VistaLLM also beats powerful fine-tuned models [21, 45] on NLVR, which





Figure 5. Examples demonstrating VistaLLM’s capability for single and multi-image reasoning and grounding tasks. More visualizations are shown in Appendix H. Best viewed when zoomed in and in color.

Method	Cap.	RES Ref			VCR		iCoSeg	NLVR
	CIDEr	val	testA	testB	Q	AR	Av. $\mathcal{J}$	dev
VistaLLM-13B	<b>128.4</b>	<b>76.2</b>	<b>77.7</b>	<b>73.9</b>	<b>79.6</b>	<b>95.1</b>	<b>80.7</b>	
w/o Tokenizer	123.4	72.1	73.8	69.0	73.2	89.7	77.3	
w/o Tokenizer PT	127.0	75.1	76.5	72.6	78.5	94.8	79.5	

Table 9. Ablation study on instruction-guided image tokenizer, which improves results by refining global image embeddings.

aim to reason two input images and answer a query. These results prove the versatility of VistaLLM with more than one input image, which is crucial for real-world use cases.

**POPE:** We evaluate VistaLLM on POPE object hallucination benchmark in Table 8b, where we perform comparably to strong general-purpose models like Shikra [9], and Ferret [115] across all metrics and splits, and vastly outperform many previous baselines. These results exhibit our model’s ability to power against the hallucination problem, essential for its generalized applicability.

#### 5.4. Ablation Study

**Adaptive vs. Uniform Sampling:** We ablate the quantitative effectiveness of our proposed adaptive sampling method compared to uniform sampling for referring expression segmentation (RES) in Figure 4. With 32 sampled points, the maximum achievable mIoU score on Ref val set by adaptive technique is 97.26, while for uniform sampling, 94.70. However, with fewer sampling points, both methods perform significantly worse. Figure 4b shows that the performance of VistaLLM also improves using adaptive sampling on both Ref and Ref+ val splits, which shows the usefulness of the proposed sampling scheme.

**Number of Sampled Points:** Figure 4b shows that with a higher number of sampled points, the performance of VistaLLM significantly improves for both Ref and Ref+. When increasing the number of points from 16 to 32, VistaLLM gains 3.6 on Ref and 4.5 on Ref+.

**Instruction-guided Image Tokenizer:** We ablate the importance of the proposed instruction-guided tokenizer in Table 9. The performance of iCoSeg significantly drops by 5.4  $\mathcal{J}$ -index without the tokenizer module. We also see similar effects in captioning, RES, VCR, and NLVR. When using QFormer without pre-trained weights, we observe a substantial drop in all tasks except iCoSeg.

**LLM Size:** Table 2, 3, 4 shows that larger LLM backbone generally helps improve the performance. We show ablation on the training dataset and image encoder in Appendix F.

#### 5.5. Qualitative Results and Error Analysis

Figure 5 visualizes sample results from VistaLLM for single and multi-image reasoning and grounding tasks. As shown in the NLVR and AttCoSeg examples, VistaLLM can successfully parse all input images and comprehend the relation among them. It can also successfully ground all referred objects in foreground and background, as shown in GRES. However, compared to the recently released GPT-4V [112], we perform worse in general and knowledge-based question answering, which can be attributed to the billion scale pre-training of GPT. Nevertheless, VistaLLM’s ability to reason over several images and perform precise detection and segmentation makes it unique.

#### 6. Conclusion

We introduce VistaLLM, a powerful general-purpose vision system that integrates coarse- and fine-grained vision-language reasoning and grounding tasks over single and multiple input images into a unified framework. To filter embeddings from various images, VistaLLM uses a language-guided image tokenizer, which provides compressed and refined features following the task description. We also employ a gradient-aware adaptive sampling tech-



nique to efficiently represent binary segmentation masks as sequences, significantly improving previously used uniform sampling. We conduct extensive experiments to show the effectiveness of VistaLLM on a wide range of downstream tasks, consistently achieving state-of-the-art performance.

## 7. Acknowledgement

The codebase for this work is built on the LLaVA [57] and Shikra [9] repository. We would like to thank the respective authors for their contribution, and the Meta AI team for discussions and feedback. Shraman Pramanick and Rama Chellappa were partially supported by a ONR MURI grant N00014-20-1-2787.

## References

- [1] Jean-Baptiste Alayrac, Jeff Donahue, Pauline Luc, Antoine Miech, Iain Barr, Yana Hasson, Karel Lenc, Arthur Mensch, Katherine Millican, Malcolm Reynolds, et al. Flamingo: a visual language model for few-shot learning. In *NeurIPS*, pages 23716–23736, 2022. [2](#), [5](#)
- [2] Stanislaw Antol, Aishwarya Agrawal, Jiasen Lu, Margaret Mitchell, Dhruv Batra, C Lawrence Zitnick, and Devi Parikh. Vqa: Visual question answering. In *CVPR*, pages 2425–2433, 2015. [2](#), [15](#)
- [3] Dhruv Batra, Adarsh Kowdle, Devi Parikh, Jiebo Luo, and Tsuhan Chen. icoseg: Interactive co-segmentation with intelligent scribble guidance. In *CVPR*, pages 3169–3176, 2010. [5](#), [17](#)
- [4] Sebastian Borgeaud, Arthur Mensch, Jordan Hoffmann, Trevor Cai, Eliza Rutherford, Katie Millican, George Bm Van Den Driessche, Jean-Baptiste Lespiau, Bogdan Damoc, Aidan Clark, et al. Improving language models by retrieving from trillions of tokens. In *ICML*, pages 2206–2240. PMLR, 2022. [2](#)
- [5] Tom Brown, Benjamin Mann, Nick Ryder, Melanie Subbiah, Jared D Kaplan, Prafulla Dhariwal, Arvind Neelakantan, Pranav Shyam, Girish Sastry, Amanda Askell, et al. Language models are few-shot learners. *NeurIPS*, 33:1877–1901, 2020. [3](#), [6](#), [17](#)
- [6] Chi Chen, Ruoyu Qin, Fuwen Luo, Xiaoyue Mi, Peng Li, Maosong Sun, and Yang Liu. Position-enhanced visual instruction tuning for multimodal large language models. *arXiv preprint arXiv:2308.13437*, 2023. [14](#), [15](#)
- [7] Hong Chen, Yifei Huang, and Hideki Nakayama. Semantic aware attention based deep object co-segmentation. In *ACCV*, pages 435–450. Springer, 2018. [7](#)
- [8] Jun Chen, Deyao Zhu, Xiaoqian Shen, Xiang Li, Zechun Liu, Pengchuan Zhang, Raghuraman Krishnamoorthi, Vikas Chandra, Yunyang Xiong, and Mohamed Elhoseiny. Minigpt-v2: large language model as a unified interface for vision-language multi-task learning. *arXiv preprint arXiv:2310.09478*, 2023. [1](#), [2](#), [3](#), [4](#), [6](#), [7](#), [14](#), [15](#)
- [9] Keqin Chen, Zhao Zhang, Weili Zeng, Richong Zhang, Feng Zhu, and Rui Zhao. Shikra: Unleashing multimodal llm’s referential dialogue magic. *arXiv preprint arXiv:2306.15195*, 2023. [1](#), [2](#), [3](#), [4](#), [5](#), [6](#), [7](#), [8](#), [9](#), [14](#), [15](#)
- [10] Ting Chen, Saurabh Saxena, Lala Li, David J Fleet, and Geoffrey Hinton. Pix2seq: A language modeling framework for object detection. In *ICLR*, 2021. [2](#), [4](#), [14](#)
- [11] Ting Chen, Saurabh Saxena, Lala Li, Tsung-Yi Lin, David J Fleet, and Geoffrey E Hinton. A unified sequence interface for vision tasks. *NeurIPS*, 35:31333–31346, 2022. [2](#), [4](#), [14](#)
- [12] Yen-Chun Chen, Linjie Li, Licheng Yu, Ahmed El Kholy, Faisal Ahmed, Zhe Gan, Yu Cheng, and Jingjing Liu. Uniter: Universal image-text representation learning. In *ECCV*, pages 104–120. Springer, 2020. [7](#)
- [13] Wei-Lin Chiang, Zhuohan Li, Zi Lin, Ying Sheng, Zhanghao Wu, Hao Zhang, Lianmin Zheng, Siyuan Zhuang, Yonghao Zhuang, Joseph E Gonzalez, et al. Vicuna: An open-source chatbot impressing gpt-4 with 90%\* chatgpt quality. See <https://vicuna.lmsys.org> (accessed 14 April 2023), 2023. [3](#), [6](#)
- [14] Aakanksha Chowdhery, Sharan Narang, Jacob Devlin, Maarten Bosma, Gaurav Mishra, Adam Roberts, Paul Barham, Hyung Won Chung, Charles Sutton, Sebastian Gehrmann, et al. Palm: Scaling language modeling with pathways. *arXiv preprint arXiv:2204.02311*, 2022. [1](#), [2](#)
- [15] Wenliang Dai, Junnan Li, Dongxu Li, Anthony Meng Huat Tiong, Junqi Zhao, Weisheng Wang, Boyang Li, Pascale Fung, and Steven Hoi. Instructblip: Towards general-purpose vision-language models with instruction tuning. In *NeurIPS*, 2023. [1](#), [2](#), [6](#), [7](#), [15](#), [19](#)
- [16] Zi-Yi Dou, Aishwarya Kamath, Zhe Gan, Pengchuan Zhang, Jianfeng Wang, Linjie Li, Zicheng Liu, Ce Liu, Yann LeCun, Nanyun Peng, et al. Coarse-to-fine vision-language pre-training with fusion in the backbone. *NeurIPS*, 35:32942–32956, 2022. [1](#), [5](#)
- [17] Zi-Yi Dou, Yichong Xu, Zhe Gan, Jianfeng Wang, Shuohang Wang, Lijuan Wang, Chenguang Zhu, Pengchuan Zhang, Lu Yuan, Nanyun Peng, et al. An empirical study of training end-to-end vision-and-language transformers. In *CVPR*, pages 18166–18176, 2022. [1](#), [5](#)
- [18] Nan Du, Yanping Huang, Andrew M Dai, Simon Tong, Dmitry Lepikhin, Yuanzhong Xu, Maxim Krikun, Yanqi Zhou, Adams Wei Yu, Orhan Firat, et al. Glam: Efficient scaling of language models with mixture-of-experts. In *ICML*, pages 5547–5569. PMLR, 2022. [2](#)
- [19] Constantin Eichenberg, Sidney Black, Samuel Weinbach, Letitia Parcalabescu, and Anette Frank. Magma-multimodal augmentation of generative models through adapter-based finetuning. In *Findings of the Association for Computational Linguistics: EMNLP 2022*, pages 2416–2428, 2022. [2](#)
- [20] Alon Faktor and Michal Irani. Co-segmentation by composition. In *ICCV*, pages 1297–1304, 2013. [2](#), [5](#), [7](#), [17](#)
- [21] Zhe Gan, Yen-Chun Chen, Linjie Li, Chen Zhu, Yu Cheng, and Jingjing Liu. Large-scale adversarial training for vision-and-language representation learning. In *NeurIPS*, pages 6616–6628, 2020. [7](#)
- [22] Peng Gao, Jiaming Han, Renrui Zhang, Ziyi Lin, Shijie Geng, Aojun Zhou, Wei Zhang, Pan Lu, Conghui He, Xianguyu Yue, et al. Llama-adapter v2: Parameter-efficient visual instruction model. *arXiv preprint arXiv:2304.15010*, 2023. [1](#), [2](#)

- [23] Shuting He, Henghui Ding, Chang Liu, and Xudong Jiang. Grec: Generalized referring expression comprehension. *arXiv preprint arXiv:2308.16182*, 2023. 5, 16
- [24] Simao Herdade, Armin Kappeler, Kofi Boakye, and Joao Soares. Image captioning: Transforming objects into words. 2019. 2
- [25] Jordan Hoffmann, Sebastian Borgeaud, Arthur Mensch, Elena Buchatskaya, Trevor Cai, Eliza Rutherford, Diego de Las Casas, Lisa Anne Hendricks, Johannes Welbl, Aidan Clark, et al. An empirical analysis of compute-optimal large language model training. *NeurIPS*, 35:30016–30030, 2022. 1, 2
- [26] MD Zakir Hossain, Ferdous Sohel, Mohd Fairuz Shiratuddin, and Hamid Laga. A comprehensive survey of deep learning for image captioning. *ACM Computing Surveys (CSUR)*, 51(6):1–36, 2019. 2
- [27] Ronghang Hu, Marcus Rohrbach, Jacob Andreas, Trevor Darrell, and Kate Saenko. Modeling relationships in referential expressions with compositional modular networks. In *CVPR*, pages 1115–1124, 2017. 6
- [28] Zhicheng Huang, Zhaoyang Zeng, Yupan Huang, Bei Liu, Dongmei Fu, and Jianlong Fu. Seeing out of the box: End-to-end pre-training for vision-language representation learning. In *CVPR*, pages 12976–12985, 2021. 7
- [29] Drew A Hudson and Christopher D Manning. Gqa: A new dataset for real-world visual reasoning and compositional question answering. In *CVPR*, pages 6700–6709, 2019. 2
- [30] Srinivasan Iyer, Xi Victoria Lin, Ramakanth Pasunuru, Todor Mihaylov, Daniel Simig, Ping Yu, Kurt Shuster, Tianlu Wang, Qing Liu, Punit Singh Koura, et al. Opt-1ml: Scaling language model instruction meta learning through the lens of generalization. *arXiv preprint arXiv:2212.12017*, 2022. 2
- [31] Koteswar Rao Jerripothula, Jianfei Cai, and Junsong Yuan. Image co-segmentation via saliency co-fusion. *IEEE TMM*, 18(9):1896–1909, 2016. 7
- [32] Koteswar Rao Jerripothula, Jianfei Cai, Jiangbo Lu, and Junsong Yuan. Object co-skeletonization with co-segmentation. In *CVPR*, pages 3881–3889. IEEE, 2017. 7
- [33] Dongsheng Jiang, Yuchen Liu, Songlin Liu, Xiaopeng Zhang, Jin Li, Hongkai Xiong, and Qi Tian. From clip to dino: Visual encoders shout in multi-modal large language models. *arXiv preprint arXiv:2310.08825*, 2023. 3
- [34] Dongsheng Jiang, Yuchen Liu, Songlin Liu, Xiaopeng Zhang, Jin Li, Hongkai Xiong, and Qi Tian. From clip to dino: Visual encoders shout in multi-modal large language models. *arXiv preprint arXiv:2310.08825*, 2023. 2, 14, 15
- [35] Ya Jing, Tao Kong, Wei Wang, Liang Wang, Lei Li, and Tieniu Tan. Locate then segment: A strong pipeline for referring image segmentation. In *CVPR*, pages 9858–9867, 2021. 6
- [36] Aishwarya Kamath, Mannat Singh, Yann LeCun, Gabriel Synnaeve, Ishan Misra, and Nicolas Carion. Mdetr-modulated detection for end-to-end multi-modal understanding. In *ICCV*, pages 1780–1790, 2021. 2, 6, 7
- [37] Douwe Kiela, Hamed Firooz, Aravind Mohan, Vedanuj Goswami, Amanpreet Singh, Pratik Ringshia, and Davide Testuggine. The hateful memes challenge: Detecting hate speech in multimodal memes. In *NeurIPS*, pages 2611–2624, 2020. 5, 17
- [38] Ranjay Krishna, Yuke Zhu, Oliver Groth, Justin Johnson, Kenji Hata, Joshua Kravitz, Stephanie Chen, Yannis Kalantidis, Li-Jia Li, David A Shamma, et al. Visual genome: Connecting language and vision using crowdsourced dense image annotations. *IJCV*, 123:32–73, 2017. 2, 5, 16
- [39] Xin Lai, Zhuotao Tian, Yukang Chen, Yanwei Li, Yuhui Yuan, Shu Liu, and Jiaya Jia. Lisa: Reasoning segmentation via large language model. *arXiv preprint arXiv:2308.00692*, 2023. 3, 14, 15
- [40] Bo Li, Zhengxing Sun, Qian Li, Yunjie Wu, and Anqi Hu. Group-wise deep object co-segmentation with co-attention recurrent neural network. In *CVPR*, pages 8519–8528, 2019. 7
- [41] Bo Li, Lv Tang, Senyun Kuang, Mofei Song, and Shouhong Ding. Toward stable co-saliency detection and object co-segmentation. *IEEE TIP*, 31:6532–6547, 2022. 5
- [42] Bo Li, Yuanhan Zhang, Liangyu Chen, Jinghao Wang, Jingkang Yang, and Ziwei Liu. Otter: A multi-modal model with in-context instruction tuning. *arXiv preprint arXiv:2305.03726*, 2023. 2
- [43] Chunyuan Li, Cliff Wong, Sheng Zhang, Naoto Usuyama, Haotian Liu, Jianwei Yang, Tristan Naumann, Hoifung Poon, and Jianfeng Gao. Llava-med: Training a large language-and-vision assistant for biomedicine in one day. In *NeurIPS*, 2023. 2
- [44] Gen Li, Nan Duan, Yuejian Fang, Ming Gong, and Daxin Jiang. Unicoder-vl: A universal encoder for vision and language by cross-modal pre-training. In *AAAI*, pages 11336–11344, 2020. 7
- [45] Junnan Li, Ramprasaath Selvaraju, Akhilesh Gotmare, Shafiq Joty, Caiming Xiong, and Steven Chu Hong Hoi. Align before fuse: Vision and language representation learning with momentum distillation. In *Advances in neural information processing systems*, pages 9694–9705, 2021. 7
- [46] Junnan Li, Dongxu Li, Silvio Savarese, and Steven Hoi. BLIP-2: bootstrapping language-image pre-training with frozen image encoders and large language models. In *ICML*, 2023. 1, 2, 3, 6, 7, 19
- [47] Liunian Harold Li, Mark Yatskar, Da Yin, Cho-Jui Hsieh, and Kai-Wei Chang. Visualbert: A simple and performant baseline for vision and language. *arXiv preprint arXiv:1908.03557*, 2019. 7
- [48] Liunian Harold Li, Pengchuan Zhang, Haotian Zhang, Jianwei Yang, Chunyuan Li, Yiwu Zhong, Lijuan Wang, Lu Yuan, Lei Zhang, Jenq-Neng Hwang, et al. Grounded language-image pre-training. In *CVPR*, pages 10965–10975, 2022. 1
- [49] Muchen Li and Leonid Sigal. Referring transformer: A one-step approach to multi-task visual grounding. *NeurIPS*, 34:19652–19664, 2021. 6
- [50] Weihao Li, Omid Hosseini Jafari, and Carsten Rother. Deep object co-segmentation. In *ACCV*, pages 638–653. Springer, 2019. 7
- [51] Xiujun Li, Xi Yin, Chunyuan Li, Pengchuan Zhang, Xi-aowei Hu, Lei Zhang, Lijuan Wang, Houdong Hu, Li Dong,

- Furu Wei, et al. Oscar: Object-semantics aligned pre-training for vision-language tasks. In *ECCV*, pages 121–137. Springer, 2020. 7
- [52] Yifan Li, Yifan Du, Kun Zhou, Jinpeng Wang, Wayne Xin Zhao, and Ji-Rong Wen. Evaluating object hallucination in large vision-language models. In *EMNLP*, 2023. 5, 17
- [53] Yanghao Li, Haoqi Fan, Ronghang Hu, Christoph Feichtenhofer, and Kaiming He. Scaling language-image pre-training via masking. In *CVPR*, pages 23390–23400, 2023. 1
- [54] Tsung-Yi Lin, Michael Maire, Serge Belongie, James Hays, Pietro Perona, Deva Ramanan, Piotr Dollár, and C Lawrence Zitnick. Microsoft coco: Common objects in context. In *ECCV*, pages 740–755, 2014. 2, 5, 15
- [55] Chang Liu, Xudong Jiang, and Henghui Ding. Instance-specific feature propagation for referring segmentation. *IEEE TMM*, 2022. 6
- [56] Chang Liu, Henghui Ding, and Xudong Jiang. Gres: Generalized referring expression segmentation. In *CVPR*, pages 23592–23601, 2023. 5, 16
- [57] Haotian Liu, Chunyuan Li, Qingyang Wu, and Yong Jae Lee. Visual instruction tuning. In *NeurIPS*, 2023. 1, 2, 3, 5, 7, 9, 15, 16
- [58] Jingyu Liu, Liang Wang, and Ming-Hsuan Yang. Referring expression generation and comprehension via attributes. In *ICCV*, pages 4856–4864, 2017. 16
- [59] Jiang Liu, Hui Ding, Zhaowei Cai, Yuting Zhang, Ravi Kumar Satzoda, Vijay Mahadevan, and R Manmatha. Polyformer: Referring image segmentation as sequential polygon generation. In *CVPR*, pages 18653–18663, 2023. 2, 4, 6, 14
- [60] Zhaoyang Liu, Yinan He, Wenhui Wang, Weiyun Wang, Yi Wang, Shoufa Chen, Qinglong Zhang, Yang Yang, Qingyun Li, Jiashuo Yu, et al. Internchat: Solving vision-centric tasks by interacting with chatbots beyond language. *arXiv preprint arXiv:2305.05662*, 2023. 3
- [61] Ilya Loshchilov and Frank Hutter. Sgdr: Stochastic gradient descent with warm restarts. In *ICLR*, 2017. 6
- [62] Ilya Loshchilov and Frank Hutter. Decoupled weight decay regularization. In *ICLR*, 2019. 6
- [63] Jiasen Lu, Dhruv Batra, Devi Parikh, and Stefan Lee. Vilbert: Pretraining task-agnostic visiolinguistic representations for vision-and-language tasks. *NeurIPS*, 32, 2019. 7
- [64] Jiasen Lu, Vedanuj Goswami, Marcus Rohrbach, Devi Parikh, and Stefan Lee. 12-in-1: Multi-task vision and language representation learning. In *Proceedings of the IEEE/CVF conference on computer vision and pattern recognition*, pages 10437–10446, 2020. 6
- [65] Jiasen Lu, Christopher Clark, Rowan Zellers, Roozbeh Mottaghi, and Aniruddha Kembhavi. Unified-io: A unified model for vision, language, and multi-modal tasks. In *ICLR*, 2022. 5
- [66] Pan Lu, Liang Qiu, Jiaqi Chen, Tony Xia, Yizhou Zhao, Wei Zhang, Zhou Yu, Xiaodan Liang, and Song-Chun Zhu. Iconqa: A new benchmark for abstract diagram understanding and visual language reasoning. In *NeurIPS Datasets and Benchmarks Track*, 2021. 2, 5, 17
- [67] Gen Luo, Yiyi Zhou, Rongrong Ji, Xiaoshuai Sun, Jinsong Su, Chia-Wen Lin, and Qi Tian. Cascade grouped attention network for referring expression segmentation. In *ACM MM*, pages 1274–1282, 2020. 6
- [68] Gen Luo, Yiyi Zhou, Xiaoshuai Sun, Liujuan Cao, Chenglin Wu, Cheng Deng, and Rongrong Ji. Multi-task collaborative network for joint referring expression comprehension and segmentation. In *CVPR*, pages 10034–10043, 2020. 6
- [69] Arjun Mani, Nobline Yoo, Will Hinthorn, and Olga Russakovsky. Point and ask: Incorporating pointing into visual question answering. *arXiv preprint arXiv:2011.13681*, 2020. 5, 6, 16
- [70] Ron Mokady, Amir Hertz, and Amit H Bermano. Clipcap: Clip prefix for image captioning. *arXiv preprint arXiv:2111.09734*, 2021. 2
- [71] Varun K Nagaraja, Vlad I Morariu, and Larry S Davis. Modeling context between objects for referring expression understanding. In *Computer Vision—ECCV 2016: 14th European Conference, Amsterdam, The Netherlands, October 11–14, 2016, Proceedings, Part IV 14*, pages 792–807. Springer, 2016. 16
- [72] OpenAI. Gpt-4 technical report. *ArXiv*, abs/2303.08774, 2023. 6
- [73] TB OpenAI. Chatgpt: Optimizing language models for dialogue. openai, 2022. 1, 2
- [74] Guilherme Penedo, Quentin Malartic, Daniel Hesslow, Ruxandra Cojocaru, Alessandro Cappelli, Hamza Alobeidli, Baptiste Pannier, Ebtesam Almazrouei, and Julien Launay. The refinedweb dataset for falcon llm: outperforming curated corpora with web data, and web data only. *arXiv preprint arXiv:2306.01116*, 2023. 1, 2
- [75] Zhiliang Peng, Wenhui Wang, Li Dong, Yaru Hao, Shaohan Huang, Shuming Ma, and Furu Wei. Kosmos-2: Grounding multimodal large language models to the world. *arXiv preprint arXiv:2306.14824*, 2023. 2, 3, 4, 14, 15
- [76] Renjie Pi, Jiahui Gao, Shizhe Diao, Rui Pan, Hanze Dong, Jipeng Zhang, Lewei Yao, Jianhua Han, Hang Xu, and Lingpeng Kong Tong Zhang. Detgpt: Detect what you need via reasoning. *arXiv preprint arXiv:2305.14167*, 2023. 14, 15
- [77] Bryan A Plummer, Liwei Wang, Chris M Cervantes, Juan C Caicedo, Julia Hockenmaier, and Svetlana Lazebnik. Flickr30k entities: Collecting region-to-phrase correspondences for richer image-to-sentence models. In *CVPR*, pages 2641–2649, 2015. 2, 5, 16
- [78] Shraman Pramanick, Li Jing, Sayan Nag, Jiachen Zhu, Hardik Shah, Yann LeCun, and Rama Chellappa. Volta: Vision-language transformer with weakly-supervised local-feature alignment. In *TMLR*, 2023. 1
- [79] Shraman Pramanick, Yale Song, Sayan Nag, Kevin Qinghong Lin, Hardik Shah, Mike Zheng Shou, Rama Chellappa, and Pengchuan Zhang. Egovlpv2: Egocentric video-language pre-training with fusion in the backbone. In *ICCV*, pages 5285–5297, 2023. 1
- [80] Rong Quan, Junwei Han, Dingwen Zhang, and Feiping Nie. Object co-segmentation via graph optimized-flexible manifold ranking. In *CVPR*, pages 687–695, 2016. 7

- [81] Alec Radford, Jong Wook Kim, Chris Hallacy, Aditya Ramesh, Gabriel Goh, Sandhini Agarwal, Girish Sastry, Amanda Askell, Pamela Mishkin, Jack Clark, et al. Learning transferable visual models from natural language supervision. In *ICML*, pages 8748–8763. PMLR, 2021. 1
- [82] Steven J Rennie, Etienne Marcheret, Youssef Mroueh, Jerret Ross, and Vaibhava Goel. Self-critical sequence training for image captioning. In *CVPR*, pages 7008–7024, 2017. 5
- [83] Carsten Rother, Tom Minka, Andrew Blake, and Vladimir Kolmogorov. Cosegmentation of image pairs by histogram matching-incorporating a global constraint into mrfs. In *CVPR*, pages 993–1000, 2006. 5
- [84] Michael Rubinstein, Armand Joulin, Johannes Kopf, and Ce Liu. Unsupervised joint object discovery and segmentation in internet images. In *CVPR*. 7
- [85] Christoph Schuhmann, Richard Vencu, Romain Beaumont, Robert Kaczmarczyk, Clayton Mullis, Aarush Katta, Theo Coombes, Jenia Jitsev, and Aran Komatsuzaki. Laion-400m: Open dataset of clip-filtered 400 million image-text pairs. *arXiv preprint arXiv:2111.02114*, 2021. 6, 19
- [86] Amanpreet Singh, Vivek Natarajan, Meet Shah, Yu Jiang, Xinlei Chen, Dhruv Batra, Devi Parikh, and Marcus Rohrbach. Towards vqa models that can read. In *CVPR*, pages 8317–8326, 2019. 2, 5, 17
- [87] Weijie Su, Xizhou Zhu, Yue Cao, Bin Li, Lewei Lu, Furu Wei, and Jifeng Dai. Vi-bert: Pre-training of generic visual-linguistic representations. In *ICLR*, 2019. 7
- [88] Alane Suhr, Mike Lewis, James Yeh, and Yoav Artzi. A corpus of natural language for visual reasoning. In *ACL*, pages 217–223, 2017. 5
- [89] Alane Suhr, Stephanie Zhou, Ally Zhang, Iris Zhang, Hua-jun Bai, and Yoav Artzi. A corpus for reasoning about natural language grounded in photographs. In *ACL*, pages 6418–6428, 2019. 5
- [90] Quan Sun, Yuxin Fang, Ledell Wu, Xinlong Wang, and Yue Cao. Eva-clip: Improved training techniques for clip at scale. *arXiv preprint arXiv:2303.15389*, 2023. 3, 6, 17, 19
- [91] Ross Taylor, Marcin Kardas, Guillem Cucurull, Thomas Scialom, Anthony Hartshorn, Elvis Saravia, Andrew Poulton, Viktor Kerkez, and Robert Stojnic. Galactica: A large language model for science. *arXiv preprint arXiv:2211.09085*, 2022. 2
- [92] Hugo Touvron, Thibaut Lavril, Gautier Izacard, Xavier Martinet, Marie-Anne Lachaux, Timothée Lacroix, Baptiste Rozière, Naman Goyal, Eric Hambro, Faisal Azhar, et al. Llama: Open and efficient foundation language models. *arXiv preprint arXiv:2302.13971*, 2023. 1, 3
- [93] Hugo Touvron, Louis Martin, Kevin Stone, Peter Albert, Amjad Almahairi, Yasmine Babaei, Nikolay Bashlykov, Soumya Batra, Prajjwal Bhargava, Shruti Bhosale, et al. Llama 2: Open foundation and fine-tuned chat models. *arXiv preprint arXiv:2307.09288*, 2023. 1, 2
- [94] Maria Tsimpoukelli, Jacob L Menick, Serkan Cabi, SM Eslami, Oriol Vinyals, and Felix Hill. Multimodal few-shot learning with frozen language models. *Advances in Neural Information Processing Systems*, 34:200–212, 2021. 2
- [95] Sanh Victor, Webson Albert, Raffel Colin, Bach Stephen, Sutawika Lintang, Alyafeai Zaid, Chaffin Antoine, Stiegler Arnaud, Raja Arun, Dey Manan, et al. Multitask prompted training enables zero-shot task generalization. In *ICLR*, 2022. 2
- [96] Peng Wang, An Yang, Rui Men, Junyang Lin, Shuai Bai, Zhikang Li, Jianxin Ma, Chang Zhou, Jingren Zhou, and Hongxia Yang. Ofa: Unifying architectures, tasks, and modalities through a simple sequence-to-sequence learning framework. In *ICML*, pages 23318–23340. PMLR, 2022. 6
- [97] Wenhui Wang, Hangbo Bao, Li Dong, Johan Bjorck, Zhiliang Peng, Qiang Liu, Kriti Aggarwal, Owais Khan Mohammed, Saksham Singhal, Subhojit Som, et al. Image as a foreign language: Beit pretraining for vision and vision-language tasks. In *CVPR*, pages 19175–19186, 2023. 1
- [98] Wenhui Wang, Zhe Chen, Xiaokang Chen, Jiannan Wu, Xizhou Zhu, Gang Zeng, Ping Luo, Tong Lu, Jie Zhou, Yu Qiao, et al. Visionllm: Large language model is also an open-ended decoder for vision-centric tasks. In *NeurIPS*, 2023. 2, 5, 6, 14, 15
- [99] Wei Han Wang, Qingsong Lv, Wenmeng Yu, Wenyi Hong, Ji Qi, Yan Wang, Junhui Ji, Zhuoyi Yang, Lei Zhao, Xixuan Song, et al. Cogvlm: Visual expert for pretrained language models. *arXiv preprint arXiv:2311.03079*, 2023. 3, 14, 15
- [100] Weiyun Wang, Min Shi, Qingyun Li, Wenhui Wang, Zhenhang Huang, Linjie Xing, Zhe Chen, Hao Li, Xizhou Zhu, Zhiguo Cao, et al. The all-seeing project: Towards panoptic visual recognition and understanding of the open world. *arXiv preprint arXiv:2308.01907*, 2023. 3
- [101] Zhenhailong Wang, Manling Li, Ruochen Xu, Luowei Zhou, Jie Lei, Xudong Lin, Shuohang Wang, Ziyi Yang, Chenguang Zhu, Derek Hoiem, et al. Language models with image descriptors are strong few-shot video-language learners. *Advances in Neural Information Processing Systems*, 35:8483–8497, 2022. 2
- [102] Zhaoqing Wang, Yu Lu, Qiang Li, Xunqiang Tao, Yandong Guo, Mingming Gong, and Tongliang Liu. Cris: Clip-driven referring image segmentation. In *CVPR*, pages 11686–11695, 2022. 6
- [103] Jason Wei, Maarten Bosma, Vincent Zhao, Kelvin Guu, Adams Wei Yu, Brian Lester, Nan Du, Andrew M Dai, and Quoc V Le. Finetuned language models are zero-shot learners. In *ICLR*, 2021. 2
- [104] John Winn, Antonio Criminisi, and Thomas Minka. Object categorization by learned universal visual dictionary. In *ICCV*, pages 1800–1807, 2005. 5, 17
- [105] BigScience Workshop, Teven Le Scao, Angela Fan, Christopher Akiki, Ellie Pavlick, Suzana Ilić, Daniel Hesslow, Roman Castagné, Alexandra Sasha Luccioni, François Yvon, et al. Bloom: A 176b-parameter open-access multilingual language model. *arXiv preprint arXiv:2211.05100*, 2022. 2
- [106] Chenfei Wu, Shengming Yin, Weizhen Qi, Xiaodong Wang, Zecheng Tang, and Nan Duan. Visual chatgpt: Talking, drawing and editing with visual foundation models. *arXiv preprint arXiv:2303.04671*, 2023. 14, 15
- [107] Yixuan Wu, Zhao Zhang, Chi Xie, Feng Zhu, and Rui Zhao.



- Advancing referring expression segmentation beyond single image. In *ICCV*, pages 2628–2638, 2023. [5](#), [17](#)
- [108] Antoine Yang, Antoine Miech, Josef Sivic, Ivan Laptev, and Cordelia Schmid. Zero-shot video question answering via frozen bidirectional language models. *Advances in Neural Information Processing Systems*, 35:124–141, 2022. [2](#)
- [109] Zhengyuan Yang, Zhe Gan, Jianfeng Wang, Xiaowei Hu, Faisal Ahmed, Zicheng Liu, Yumao Lu, and Lijuan Wang. Unitab: Unifying text and box outputs for grounded vision-language modeling. In *ECCV*, pages 521–539. Springer, 2022. [1](#), [6](#)
- [110] Zhengyuan Yang, Zhe Gan, Jianfeng Wang, Xiaowei Hu, Yumao Lu, Zicheng Liu, and Lijuan Wang. An empirical study of gpt-3 for few-shot knowledge-based vqa. In *Proceedings of the AAAI Conference on Artificial Intelligence*, pages 3081–3089, 2022. [2](#)
- [111] Zhao Yang, Jiaqi Wang, Yansong Tang, Kai Chen, Hengshuang Zhao, and Philip HS Torr. Lavt: Language-aware vision transformer for referring image segmentation. In *CVPR*, pages 18155–18165, 2022. [6](#)
- [112] Zhengyuan Yang, Linjie Li, Kevin Lin, Jianfeng Wang, Chung-Ching Lin, Zicheng Liu, and Lijuan Wang. The dawn of llms: Preliminary explorations with gpt-4v (ision). *arXiv preprint arXiv:2309.17421*, 9, 2023. [8](#)
- [113] Zhengyuan Yang, Linjie Li, Jianfeng Wang, Kevin Lin, Ehsan Azarnasab, Faisal Ahmed, Zicheng Liu, Ce Liu, Michael Zeng, and Lijuan Wang. Mm-react: Prompting chatgpt for multimodal reasoning and action. *arXiv preprint arXiv:2303.11381*, 2023. [2](#)
- [114] Qinghao Ye, Haiyang Xu, Guohai Xu, Jiabo Ye, Ming Yan, Yiyang Zhou, Junyang Wang, Anwen Hu, Pengcheng Shi, Yaya Shi, et al. mplug-owl: Modularization empowers large language models with multimodality. *arXiv preprint arXiv:2304.14178*, 2023. [2](#)
- [115] Haoxuan You, Haotian Zhang, Zhe Gan, Xianzhi Du, Bowen Zhang, Zirui Wang, Liangliang Cao, Shih-Fu Chang, and Yinfei Yang. Ferret: Refer and ground anything anywhere at any granularity. *arXiv preprint arXiv:2310.07704*, 2023. [1](#), [2](#), [3](#), [4](#), [6](#), [7](#), [8](#), [14](#), [15](#)
- [116] Licheng Yu, Patrick Poirson, Shan Yang, Alexander C Berg, and Tamara L Berg. Modeling context in referring expressions. In *ECCV*. Springer, 2016. [16](#)
- [117] Licheng Yu, Zhe Lin, Xiaohui Shen, Jimei Yang, Xin Lu, Mohit Bansal, and Tamara L Berg. Mmnet: Modular attention network for referring expression comprehension. In *CVPR*, pages 1307–1315, 2018. [6](#)
- [118] Rowan Zellers, Yonatan Bisk, Ali Farhadi, and Yejin Choi. From recognition to cognition: Visual commonsense reasoning. In *CVPR*, pages 6720–6731, 2019. [2](#), [5](#), [16](#)
- [119] Aohan Zeng, Xiao Liu, Zhengxiao Du, Zihan Wang, Hanyu Lai, Ming Ding, Zhuoyi Yang, Yifan Xu, Wendi Zheng, Xiao Xia, et al. Glm-130b: An open bilingual pre-trained model. In *ICLR*, 2022. [2](#)
- [120] Chi Zhang, Guankai Li, Guosheng Lin, Qingyao Wu, and Rui Yao. Cyclesegnet: Object co-segmentation with cycle refinement and region correspondence. *IEEE TIP*, 30: 5652–5664, 2021. [2](#), [7](#)
- [121] Kaihua Zhang, Jin Chen, Bo Liu, and Qingshan Liu. Deep object co-segmentation via spatial-semantic network modulation. In *AAAI*, pages 12813–12820, 2020. [7](#)
- [122] Susan Zhang, Stephen Roller, Naman Goyal, Mikel Artetxe, Moya Chen, Shuohui Chen, Christopher Dewan, Mona Diab, Xian Li, Xi Victoria Lin, et al. Opt: Open pre-trained transformer language models. *arXiv preprint arXiv:2205.01068*, 2022. [2](#)
- [123] Shilong Zhang, Peize Sun, Shoufa Chen, Min Xiao, Wenqi Shao, Wenwei Zhang, Kai Chen, and Ping Luo. Gpt4roi: Instruction tuning large language model on region-of-interest. *arXiv preprint arXiv:2307.03601*, 2023. [1](#), [2](#), [4](#), [6](#), [7](#), [14](#), [15](#)
- [124] Yang Zhao, Zhijie Lin, Daquan Zhou, Zilong Huang, Jiashi Feng, and Bingyi Kang. Bubogpt: Enabling visual grounding in multi-modal llms. *arXiv preprint arXiv:2307.08581*, 2023. [3](#), [14](#), [15](#)
- [125] Chaoyang Zhu, Yiyi Zhou, Yunhang Shen, Gen Luo, Xingjia Pan, Mingbao Lin, Chao Chen, Liujuan Cao, Xiaoshuai Sun, and Rongrong Ji. Seqtr: A simple yet universal network for visual grounding. In *ECCV*, pages 598–615. Springer, 2022. [2](#), [4](#), [6](#), [14](#)
- [126] Deyao Zhu, Jun Chen, Xiaoqian Shen, Xiang Li, and Mohamed Elhoseiny. Minigpt-4: Enhancing vision-language understanding with advanced large language models. *arXiv preprint arXiv:2304.10592*, 2023. [1](#), [2](#), [7](#)
- [127] Yuke Zhu, Oliver Groth, Michael Bernstein, and Li Fei-Fei. Visual7w: Grounded question answering in images. In *CVPR*, pages 4995–5004, 2016. [5](#), [6](#), [17](#)

Axis	Metric and Split
COCO Cap	CIDEr on Karpathy test
VQAv2	Accuracy on val
VCR	Accuracy on val in Q → AR setup
POPE	F1 score on Random split
HM	Accuracy on test
TextVQA	Accuracy on test
REC	Precision@IoU=0.5 on RefCOCO val
RES	mIoU on RefCOCO val
GREC	Precision on RefCOCO val
GRES	gIoU on RefCOCO val
PointQA	Accuracy on Visual7W
NLVR2	Accuracy on dev
IconQA	Accuracy on test
iCoSeg	Average Jaccard index ( $\mathcal{J}$ ) on test

Table A.1. Details of the reported metrics and split information in every axis of the radar plot in Figure 1. Red: Single-image coarse-level tasks, Blue: Single-image region-level tasks, Olive-Green: Multi-image coarse-level tasks, and Plum: Multi-image region-level tasks.

## A. Radar Chart Figure 1 Details

In this section, we explain the details of the radar chart in Figure 1, which summarizes the comparative performance of VistaLLM with MiniGPT-v2 [8], Ferret [115], Shikra [9] and GPT4RoI [123]. None of these baselines address segmentation and multi-image tasks using a single framework. First, for illustrative purposes, we normalize each axis by the score achieved by VistaLLM, which turns the axes in the range (0, 1]. Next, we choose the origin of each axes suitably to distinctly separate the the inner and outer frames for better readability. For PointQA, REC, and COCO Cap, the origin is at 0.97, 0.96, and 0.75 normalized values, respectively. For all remaining axes, the origin is at 0.92 normalized value. Finally, we annotate each vertex with absolute performance metric scores. The reported metric and split name for each axis are listed in Table A.1.

## B. Adaptive Sampling Algorithm

The algorithm of the proposed gradient-aware adaptive sampling technique is given in Algorithm 1. Section 3.2 of the main manuscript provides details of each step.

## C. VistaLLM vs Existing Region-level MLLMs

With the fast progress of region-level general-purpose vision systems, works such as GPT4RoI [123], Shikra [9], VisionLLM [98], KOSMOS-2 [75] and Ferret [115] resemble VistaLLM, as they also aim to unify tasks with different granularity in a unified system. Additional related works in this category includes PVIT [6], COMM [34], CogVLM [99] and MiniGPT-v2 [8]. Moreover, methods like Visual ChatGPT [106], BuboGPT [124], DetGPT [76], and LISA [39] employ external additional detection and segmentation modules to unify fine-grained tasks in a two-stage approach. Nevertheless, there exist clear dif-

## Algorithm 1 Gradient-aware Adaptive Sampling

---

**Require:** Mask contour  $\mathcal{C}$   
Number of dense points  $M$   
Final number of sampling points  $N$  ( $N \ll M$ )  
 $[p_1, \dots, p_M] \leftarrow \text{Uniform-Sample}(\mathcal{C})$  ▷ Contour Discretization  
**for**  $i \in \{1, \dots, M\}$  **do**  
 $\vec{l}_1 = \text{Join}(p_i, p_{i-1})$   
 $\vec{l}_2 = \text{Join}(p_{i-1}, p_{i+1})$   
 $\theta_i = \angle \vec{l}_1 \vec{l}_2$  ▷ Gradient Calculation  
**end for**  
Final<sub>points</sub>  $\leftarrow []$   
indices  $\leftarrow \text{argsort}(\theta_{i \in \{1, \dots, M\}})[M-N:]$  ▷ Sorting  
**for**  $j \in \text{indices}$  **do**  
 $p_j \leftarrow \text{Quantize}(p_j)$   
AddItem(Final<sub>points</sub>,  $p_j$ ) ▷ Quantization  
**end for**  
Final<sub>points</sub> is the final list of sampled points.

---

ferences between VistaLLM from existing methods. First, we present the first general-purpose system to support all possible input and output formats, e.g., multiple images, natural language, coordinate points, bounding boxes, segmentation masks as inputs, and free-flowing text, points, boxes, and masks as output. Table C.1 shows a side-by-side comparison of input-output formats of all existing baselines. While Ferret supports boxes, points, and masks in the input, it can not generate a mask as output and, hence, can not address the segmentation task. On the other hand, VisionLLM can solve segmentation but cannot process points, boxes, and masks in input and can not solve REG, BoxQA, and PointQA. Second, unlike all existing works, VistaLLM supports multi-image input, enabling us to reason and ground over more than one image and solve tasks like NLVR and CoSeg. Our proposed instruction-guided image tokenizer module refines and compresses the global image embeddings of multiple images, helping VistaLLM to filter the necessary visual information required for the current task. Table C.2 systematically illustrates the capability of VistaLLM to solve a wide range of image-level and region-level tasks over single and multiple input images compared to previous systems. Third, to efficiently convert segmentation masks into sequences, we propose a gradient-aware adaptive contour sampling scheme, which improves over previously used uniform sampling approach [10, 11, 59, 125] by 3 – 4 mIoU scores on different segmentation benchmarks. Lastly, we collect a new training benchmark CoinIt, containing 6.8M training samples and propose a new task, AttCoSeg (Attribute-level Co-Segmentation) which addresses the lack of publicly-available multi-image region-level datasets. Our proposed system achieves stronger performance across 15 different evaluation benchmarks, including mitigating object hallucination to a significant extent.

Model		Input Type				Output Type				
		Multiple Images	Text	Points	Boxes	Masks	Text	Points	Boxes	Masks
Two-Stage	Visual ChatGPT [106]	✗	✓	✗	✗	✗	✓	✗	✓	✓
	BuboGPT [124]	✗	✓	✗	✗	✗	✓	✗	✓	✗
	DetGPT [76]	✗	✓	✗	✗	✗	✓	✗	✓	✗
	LISA [39]	✗	✓	✗	✗	✗	✓	✗	✗	✓
End-to-End	LLaVa [57]	✗	✓	✗	✗	✗	✓	✗	✗	✗
	InstructBLIP [15]	✗	✓	✗	✗	✗	✓	✗	✗	✗
	GPT4RoI [123]	✗	✓	✗	✓	✗	✓	✗	✗	✗
	KOSMOS-2 [75]	✗	✓	✗	✓	✗	✓	✗	✓	✗
	VisionLLM [98]	✗	✓	✗	✗	✗	✓	✗	✓	✓
	Shikra [9]	✗	✓	✓	✓	✗	✓	✓	✓	✗
	PVIT [6]	✗	✓	✗	✓	✗	✓	✗	✗	✗
	CogVLM [99]	✗	✓	✗	✓	✗	✓	✗	✓	✗
	COMM [34]	✗	✓	✗	✓	✗	✓	✗	✓	✗
	MiniGPT-v2 [8]	✗	✓	✓	✓	✗	✓	✓	✓	✗
	Ferret [115]	✗	✓	✓	✓	✓	✓	✓	✓	✗
VistaLLM	✓	✓	✓	✓	✓	✓	✓	✓	✓	

Table C.1. **Comparison of VistaLLM vs. existing general-purpose vision systems regarding input and output types.** VistaLLM supports all possible formats, including multiple images, natural language, points, bounding boxes, segmentation masks as inputs, and free-flowing text, points, boxes, and masks as output.

Model		Image-level Tasks			Region-level Tasks					
		Single-image		Multi-image	Single-image				Multi-image	
		VQAv2 & Captioning	Reasoning	Reasoning	BoxQA	PointQA	Detection	Segmentation	Multi-instance Segmentation	CoSeg
Two-Stage	Visual ChatGPT [106]	✓	✓	✗	✗	✗	✓	✓	✓	✗
	BuboGPT [124]	✓	✓	✗	✗	✗	✓	✗	✗	✗
	DetGPT [76]	✓	✓	✗	✗	✗	✓	✗	✗	✗
	LISA [39]	✓	✓	✗	✗	✗	✗	✓	✗	✗
End-to-End	LLaVa [57]	✓	✓	✗	✗	✗	✗	✗	✗	✗
	InstructBLIP [15]	✓	✓	✗	✗	✗	✗	✗	✗	✗
	GPT4RoI [123]	✓	✓	✗	✓	✗	✗	✗	✗	✗
	KOSMOS-2 [75]	✓	✓	✗	✓	✗	✓	✗	✗	✗
	VisionLLM [98]	✓	✓	✗	✗	✗	✓	✓	✓	✗
	Shikra [9]	✓	✓	✗	✓	✓	✓	✗	✗	✗
	PVIT [6]	✓	✓	✗	✓	✗	✗	✗	✗	✗
	CogVLM [99]	✓	✓	✗	✓	✗	✓	✗	✗	✗
	COMM [34]	✓	✓	✗	✓	✗	✓	✗	✗	✗
	MiniGPT-v2 [8]	✓	✓	✗	✓	✓	✓	✗	✗	✗
	Ferret [115]	✓	✓	✗	✓	✓	✓	✗	✗	✗
VistaLLM	✓	✓	✓	✓	✓	✓	✓	✓	✓	

Table C.2. **Comparison of VistaLLM vs. existing general-purpose vision systems regarding supported tasks.** VistaLLM integrates a wide range of image-level and region-level vision-language reasoning and grounding tasks over single and multiple input images into a unified framework.

## D. Dataset Details

This section provides additional details of our training and evaluation datasets.

**COCO Captioning:** Captions for the COCO dataset [54] were sourced from Amazon’s Mechanical Turk (AMT), with workers adhering to specified guidelines to ensure caption quality. The dataset includes 330,000 images, divided

into training, validation, and test categories. These categories comprise 413,915 captions for 82,783 images in training, 202,520 captions for 40,504 images in validation, and 379,249 captions for 40,775 images in the test set.

**VQAv2:** VQAv2 dataset [2] contains a collection of over 200,000 images, each paired with a portion of the more than 1.1 million questions asked, gathering in total over 11

million responses. The questions cover a wide range, from simple yes/no and counting queries to more complex open-ended ones.

**RefCOCO & RefCOCO+:** The RefCOCO and RefCOCO+ datasets [58] were created through a two-player game mechanism [116]. RefCOCO features 142,209 descriptive expressions for 50,000 objects across 19,994 images, whereas RefCOCO+ includes 141,564 expressions for 49,856 objects in 19,992 images. Both datasets are divided into training, validation, and two test sets – Test A and Test B. Test A focuses on images with multiple people. At the same time, Test B features images with multiple instances of all other objects. A key difference between the two datasets is that RefCOCO+ excludes location words from its expressions, making it more complex than RefCOCO. We perform referring expression comprehension (REC) and referring expression segmentation (RES) tasks on the RefCOCO and RefCOCO+ datasets.

**RefCOCOg:** The RefCOCOg dataset was assembled using Amazon Mechanical Turk, where participants were tasked with crafting natural language descriptions for objects. It comprises 85,474 expressions for 54,822 objects in 26,711 images. Notably, the expressions in RefCOCOg are longer and more intricate, averaging 8.4 words, in contrast to the more concise expressions in RefCOCO and RefCOCO+, which average 3.5 words. This complexity makes RefCOCOg a more challenging dataset. We utilize the UMD partition [71] of RefCOCOg, as it provides both validation and testing sets, and there is no overlap between training and validation images. We address both REC and RES tasks on RefCOCOg.

**gRefCOCO:** The gRefCOCO dataset [23, 56] empowers generalized referring expression comprehension (GREC) and generalized referring expression segmentation (GRES) tasks, which address the limitations of classical REC and RES problem where there is always one target object. In contrast, GREC and GRES allow expressions to refer to an arbitrary number of target objects, including multi-target and no-target scenarios, and help bring referring segmentation into more realistic scenarios with advanced usages. The gRefCOCO dataset contains 278,232 expressions, including 80,022 multi-target and 32,202 no-target expressions, referring to 60,287 distinct instances in 19,994 images. Masks and bounding boxes for all target instances are given. Some of the single-target expressions of gRefCOCO are inherited from RefCOCO. We perform both GREC and GRES using the gRefCOCO dataset.

**Flickr:** The Flickr30K Entities dataset [77] is a pioneering collection in the field of grounded captioning. It includes 31,783 images paired with 158,000 caption annotations. Each caption is carefully annotated, linking every noun phrase to a manually outlined referential bound-

ing box. The dataset features a total of 276,000 such annotated bounding boxes, offering a rich resource for image and language processing research. We use Flickr dataset during training for spot captioning task, where we instruct the model to generate a caption of the input image, and locate all the objects in the images by drawing bounding boxes.

**Visual Genome:** The Visual Genome dataset [38] is a key resource for understanding the complex relationships within images. It contains over 100,000 images, with each image extensively annotated to capture an average of 21 objects, 18 attributes, and 18 inter-object relationships. A distinctive feature of this dataset is the alignment of objects, attributes, relationships, and region descriptions with the standardized WordNet terminologies. This alignment makes it particularly useful for tasks like Region Description and Entity Recognition. Each annotated region in the dataset is accompanied by descriptive text, providing a wealth of data for image understanding and semantic modeling. For referring expression generation (REG) purposes, we utilize a subset of this dataset, which includes around 180,138 region-caption pairs.

**VCR:** The Visual Commonsense Reasoning (VCR) dataset [118] contains 290,000 multiple-choice questions derived from 110,000 movie scenes. Each scene is paired with a question demanding common-sense reasoning, an answer, and a rationale for that answer. The unique aspect of VCR is its requirement for models to not only provide answers to complex visual questions but also to explain their reasoning. This dataset encompasses two sub-tasks: Question Answering ( $Q \rightarrow A$ ), where the model selects the correct answer from four options, and answer justification ( $QA \rightarrow R$ ), where the model, given a question and its correct answer, must choose the most fitting rationale from four options. Model performance in VCR is assessed using the  $Q \rightarrow AR$  metric, which measures the accuracy of both answering questions and providing the correct justifications.

**LLaVa:** The LLaVA-Instruct-150K<sup>2</sup> [57] is a collection of 158K unique language-image instruction-following samples in total, including 58K in conversations, 23K in the detailed description, and 77k in complex reasoning, respectively. We incorporate the LLaVa dataset during the training of our model.

**LookTwiceQA:** The LookTwiceQA [69] dataset contains two different tasks - PointQA and BoxQA. The questions are in three different templates - (i) What color is this [region]? (ii) What shape is this [region]? and (iii) What action is this [region] doing? The question contains either an input point or a box with three different granularity of objects - any object, superclass, and object class. The train set contains 40,409 questions across 12,867 images, and the

<sup>2</sup><https://huggingface.co/datasets/liuhaotian/LLaVA-Instruct-150K>



test-dev set contains 5,673 questions across 1,838 images.

**Visual7W:** The Visual7W dataset [127] is primarily tailored for Visual Question Answering (VQA) tasks, featuring a specialized dataset for region-level QA. In Visual7W, models encounter an image paired with a "which"-type question, for instance, "Which one is the orange in the fruit basket?". Participants are provided with four bounding boxes in the image and must choose the correct one as the answer. The Visual7W dataset comprises 25,733 images and 188,068 such questions.

**TextVQA:** TextVQA [86] is a QA dataset containing 45,336 questions based on 28,408 images, designed to challenge models in detecting, interpreting, and reasoning about text present in images to generate accurate answers. We use the TextVQA dataset as an unseen evaluation benchmark.

**IconQA:** IconQA [66] measures models' abstract diagram understanding and comprehensive cognitive reasoning abilities. We use the test set of its multi-text-choice task, containing 6,316 samples, as an unseen evaluation benchmark.

**Hateful Memes (HM):** The hateful memes dataset [37], containing more than 10,000 image samples, is a binary classification dataset to justify whether a meme contains hateful content. The memes were selected in such a way that strictly unimodal classifiers would struggle to classify them correctly. We use the HM dataset as an unseen evaluation benchmark.

**POPE:** The POPE evaluation benchmark [52] evaluates the severity of object hallucination problem in MLLMs. POPE consists of three different test splits - popular, random, and adversarial- containing around 3,000 samples. Given an image and a question, "Is there a <object> in the image?" the model has to answer with 'yes' or 'no.'

**NLVR2:** The Natural Language for Visual Reasoning (NLVR2) corpora, containing 107,292 samples, determine whether a sentence is true about a pair of input images. The data was collected through crowdsourcing, and solving the task requires reasoning about sets of objects, comparisons, and spatial relations.

**CoSeg:** We use three datasets for object co-segmentation task - PASCAL VOC2010 [20], MSRC [104] and iCoSeg [3]. PASCAL contains a total of 1,037 images of 20 object classes. MSRC includes seven classes: bird, car, cat, cow, dog, plane, and sheep. Each class contains ten images. iCoSeg dataset consists of 643 images from 38 categories. Large variances of viewpoints and deformations are present in this dataset.

**AttCoSeg:** Since the existing object co-segmentation datasets [3, 20, 104] are small-scale and simple to solve, we construct a more challenging larger-scale multi-image region-level dataset. We use Group-wise RES [107] annotations to sample high-quality images containing objects

with similar fine-grained attributes (shape, color, size, position). We refer to such images as positives. While training VistaLLM, we input these positive image pairs and randomly sampled multiple negative images (which do not contain objects with similar attributes), ask the model to recognize the positive image pair, and segment the object with common traits in both of them. We name this task attribute-level co-segmentation (AttCoSeg), which contains over 685k training samples, and help VistaLLM to gain significant generalized reasoning and grounding ability over multiple input images.

## E. Examples Instructions for Different Tasks

Section 5.1 discusses transforming public datasets like REC, RES, GREC, and GRES into instruction-following format by employing meticulously crafted task templates. These templates are detailed in Table E.1. We have included only 2-3 examples for each task for brevity. We manually write one example description of each task and resort to GPT-3.5 [5] to create hundreds of variations. During training, we randomly pick one instruction for each sample.

## F. Additional Ablation Study

In this section, we conduct additional ablation experiments on training dataset, and the image encoder.

**Size of training dataset:** We study the effect of increasing training samples for REC and RES tasks in Figure F.1. We start with REC and REG training datasets for the REC task in Figure F.1a, resulting in 0.6M training samples. We train VistaLLM for two epochs in stage 1, setting all hyperparameters unchanged. In this setup, we observe a REC val score of 82.7%. Next, we add Visual Genome data to the training corpus, which results in a total of 1M samples, and re-train the model. Now, REC val accuracy increases to 84.0%. Similarly, appending PointQA data in the training corpus increases the performance by 1.3%, and appending LLaVa, Flickr, VQAv2, and COCO caption data yields a gain of another 0.7%. Finally, the 6.8M training corpus produces a final REC val accuracy of 88.1%. Hence, we observe that datasets from other image-level and region-level tasks help improve the performance of the REC task, which is the benefit of unified end-to-end training. We also see similar observations for the RES in Figure F.1b. Such a phenomenon also proves the scalability of our approach, which is important for large-scale unified training.

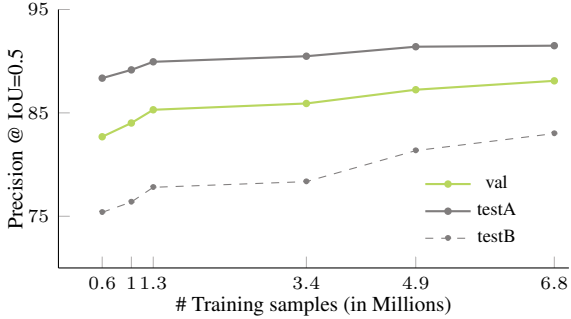
**Image encoder:** Next, we ablate different image encoders in Table F.1. We observe the best performance across most tasks with EVA<sup>3</sup> [90], while the CLIP-ViT-L/14-336px<sup>4</sup> fol-

<sup>3</sup>[https://huggingface.co/QuanSun/EVA-CLIP/blob/main/EVA01\\_CLIP\\_g\\_14\\_psz14\\_s11B.pt](https://huggingface.co/QuanSun/EVA-CLIP/blob/main/EVA01_CLIP_g_14_psz14_s11B.pt)

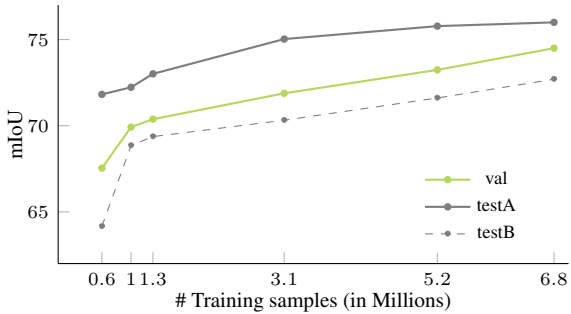
<sup>4</sup><https://huggingface.co/openai/clip-vit-large-patch14-336>

Task	Example Instructions
Captioning	<ul style="list-style-type: none"> <li>• Can you give me a brief description of this image &lt;image&gt;?</li> <li>• Give me a short description of the picture &lt;image&gt;.</li> <li>• What’s happening in the image &lt;image&gt; at a glance?</li> </ul>
VQAv2	<ul style="list-style-type: none"> <li>• Looking at the image &lt;image&gt;, can you quickly answer my question: &lt;question&gt;.</li> <li>• After examining the image &lt;image&gt;, can you provide a brief response to the following question: &lt;question&gt;.</li> <li>• Considering the image &lt;image&gt;, please provide a straightforward answer to &lt;question&gt;.</li> </ul>
REC	<ul style="list-style-type: none"> <li>• Locate the object described by &lt;expr&gt; in &lt;image&gt;. There’s just one specific object. Provide the outcome using the <math>[x_0, y_0, x_1, y_1]</math> arrangement, showing the upper-left and lower-right box positions.</li> <li>• Find the location of the item referenced in &lt;expr&gt; within &lt;image&gt;. We’re referring to a single item. Output the result in <math>[x_0, y_0, x_1, y_1]</math> arrangement, showing the upper-left and lower-right bounding box corners.</li> </ul>
RES	<ul style="list-style-type: none"> <li>• Tell me where &lt;expr&gt; is located in &lt;image&gt;. There’s only one object. Provide the coordinates of 32 points on the object’s outline. Present the result in <math>[x_0, y_0, x_1, y_1, \dots, x_{31}, y_{31}]</math> format.</li> <li>• What is &lt;expr&gt;’s location within &lt;image&gt;? There’s just one thing to consider. Share the coordinates of 32 uniform points on the object’s edge. Show it in <math>[x_0, y_0, x_1, y_1, \dots, x_{31}, y_{31}]</math> format.</li> </ul>
GREC	<ul style="list-style-type: none"> <li>• Recognize all objects indicated by &lt;expr&gt; in &lt;image&gt;. If no object is located, return an empty string. If one or more objects are located, output the bounding boxes as <math>[x_0, y_0, x_1, y_1]</math>, indicating the top-left and bottom-right corner points. Use &lt;bsep&gt; to differentiate multiple bounding boxes.</li> <li>• Pinpoint all items referenced by &lt;expr&gt; in &lt;image&gt;. If no object is detected, return an empty string. If one or more target objects are found, provide the bounding boxes as <math>[x_0, y_0, x_1, y_1]</math>, signifying the top-left and bottom-right corner points. Use &lt;bsep&gt; to separate multiple bounding boxes.</li> </ul>
GRES	<ul style="list-style-type: none"> <li>• Find all items indicated by &lt;expr&gt; within &lt;image&gt;. If no target object is recognized, produce an empty string. If one or more target objects are identified, output the coordinates of 32 points along each object’s contour. Display each object mask in <math>[x_0, y_0, x_1, y_1, \dots, x_{31}, y_{31}]</math> format. Use &lt;msep&gt; to distinguish multiple objects.</li> <li>• Recognize all referenced items via &lt;expr&gt; in &lt;image&gt;. If no target object is found, generate an empty string. If one or more target objects are found, present the coordinates of 32 points along each object’s edge. Show each object mask in <math>[x_0, y_0, x_1, y_1, \dots, x_{31}, y_{31}]</math> format. Utilize &lt;msep&gt; to distinguish multiple objects.</li> </ul>
REG	<ul style="list-style-type: none"> <li>• Please generate a unique description for the area &lt;objs&gt; displayed in the image &lt;image&gt;.</li> <li>• What can you tell me about the area &lt;objs&gt; in the image &lt;image&gt; that sets it apart from the rest?</li> <li>• How does the area &lt;objs&gt; in &lt;image&gt; stand out uniquely from the rest?</li> </ul>
NLVR	<ul style="list-style-type: none"> <li>• Between the left image &lt;image&gt; and the right image &lt;image&gt;, could you tell me if the answer to &lt;question&gt; is True or False?</li> <li>• Reviewing both the left image &lt;image&gt; and the right image &lt;image&gt;, would you reckon &lt;question&gt; is True or False?</li> <li>• Given the left image &lt;image&gt; and the right image &lt;image&gt;, can you answer my query: &lt;question&gt;? Respond in True or False.</li> </ul>
Spot Captioning	<ul style="list-style-type: none"> <li>• Please provide a holistic description of the image &lt;image&gt; and output the position for each mentioned object in the format <math>[x_0, y_0, x_1, y_1]</math> representing top-right and bottom-left corners of the bounding box.</li> <li>• Present a thorough insight into &lt;image&gt; and output every object’s position using <math>[x_0, y_0, x_1, y_1]</math>, representing the bounding box’s top-right and bottom-left corners.</li> </ul>
CoSeg	<ul style="list-style-type: none"> <li>• Find the common object in the input images &lt;image&gt;. There’s only one common object. Display each object’s mask in <math>[x_0, y_0, x_1, y_1, \dots, x_{31}, y_{31}]</math> format. Utilize &lt;msep&gt; to tell the masks apart.</li> <li>• Locate the common thing in the input images &lt;image&gt;. Only one common thing will be there. Present each thing’s mask in <math>[x_0, y_0, x_1, y_1, \dots, x_{31}, y_{31}]</math> style. Use &lt;msep&gt; to differentiate the two masks.</li> </ul>
AttCoSeg	<ul style="list-style-type: none"> <li>• Find the two images which have a common object with matching attributes (shape, color, size, position), and segment it in both images. Show object mask in <math>[x_0, y_0, x_1, y_1, \dots, x_{31}, y_{31}]</math> style in both pictures. Make use of &lt;msep&gt; to tell apart the two masks.</li> <li>• Which input images have a mutual item with common attributes (shape, color, size, position)? Segment it in both images. Display object mask using <math>[x_0, y_0, x_1, y_1, \dots, x_{31}, y_{31}]</math> format in both images. Apply &lt;msep&gt; to differentiate the two masks.</li> </ul>

Table E.1. **Examples of instructions** for different tasks used by VistaLLM to convert them into instruction-following format.



(a) **Performance of REC on RefCOCO with varying training samples.** We report the performance in terms of precision at IoU = 0.5, i.e., the prediction is deemed correct if its intersection over union (IoU) with the ground-truth box is larger than 0.5.



(b) **Performance of RES on RefCOCO with varying number of training samples.** We report the performance in terms of mIoU score.

Figure F.1. **Ablation on the number of training samples on the REC and RES task performance.** We start with only RES and REC datasets and gradually append datasets from other tasks using proper instructions. Increasing the number of samples helps produce better performance, showing the usefulness of an end-to-end, cohesive, and unified system where different tasks help improve each other.

Method	Cap.	RES Ref			VCR	iCoSeg	NLVR
	CIDEr	val	testA	testB	Q → AR	Av. $\mathcal{J}$	dev
VistaLLM-13B	<b>128.4</b>	<b>76.2</b>	<b>77.7</b>	<b>73.9</b>	<b>79.6</b>	<b>95.1</b>	<b>80.7</b>
w/ CLIP-ViT-L/14	127.9	75.5	76.3	72.1	79.3	94.7	80.2
w/ CLIP-ViT-L/14-336px	<b>128.4</b>	76.0	<b>77.7</b>	73.6	79.3	95.1	80.5
w/ CLIP-ViT-B/16	127.6	75.1	76.3	72.0	79.0	94.8	79.8

Table F.1. **Ablation with different image encoders.** By default, VistaLLM uses EVA-CLIP [90] pre-trained on LAION-400M [85]. We observe a small performance drop when using other image encoders.

lows closely. We use EVA-CLIP in our final model because the QFormer [46] pre-trained in InstructBLIP [15] uses EVA-CLIP, and it results in best compatibility with the instruction-guided image tokenizer module in our system.

## G. Error Analysis

Although VistaLLM learns impressive reasoning and grounding capability across many different benchmarks,

there are still some cases where the model fails to identify small and obscured objects, especially in cluttered environments. Figure G.1 shows seven such failure cases. In the RES example, the object “*teddy with arm up whose back in near brown plaid thing*” is hard to comprehend even for humans, and thus, VistaLLM can not identify the correct “*teddy*” the expression is referring to. In the REC example, the “*green hair tie*” is tiny and only visible when zoomed into the picture. VistaLLM fails to identify the girl who is wearing it. In the GREC example, in low-light conditions, the blue hoodie appears to be black, and VistaLLM wrongly outputs a bounding box, whereas the ground truth is no matching object. Similarly, in the NLVR2, GRES, and POPE examples, VistaLLM fails to recognize hindered and cluttered objects. We believe that more robust image features will alleviate such failure cases in the future. Moreover, similar to many LLMs, VistaLLM has the potential to generate harmful and unsafe outputs, which is also an active research topic.

## H. Additional Qualitative Results

We provide additional qualitative results from VistaLLM-13B in Figures H.1, H.2, H.3, H.4, H.5, H.6, H.7, H.8, H.9, and H.10. Moreover, we illustrate multi-round conversational ability of VistaLLM in Figure H.11.




Figure G.1. **Limitations of our method:** Tiny and obscured objects, especially in cluttered and low-light environments, are hard to be accurately grounded. VistaLLM fails in such tough samples, which are even difficult to comprehend by humans.



Figure H.1. **Referring Expression Comprehension (REC) on RefCOCO, RefCOCO+ and RefCOCOg by VistaLLM-13B.** REC aims to generate a bounding box around a single object described by a referring expression.



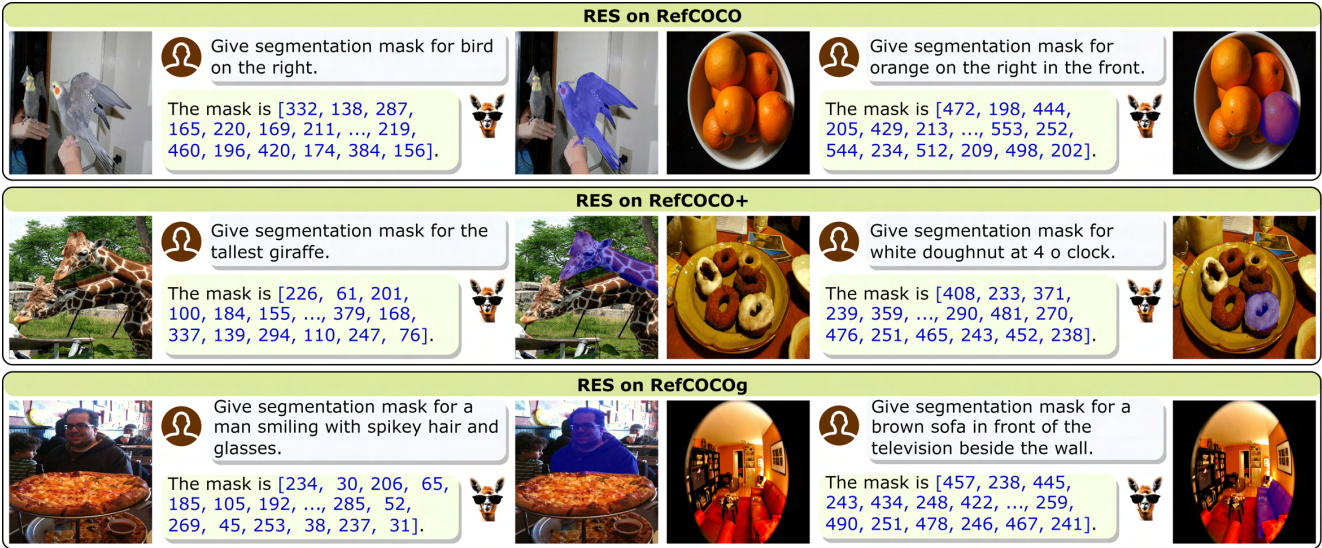


Figure H.2. Referring Expression Segmentation (RES) on RefCOCO, RefCOCO+ and RefCOCOg by VistaLLM-13B. RES aims to segment a single object described by a referring expression.




Figure H.3. Generalized Referring Expression Comprehension (GREC) on gRefCOCO by VistaLLM-13B. GREC aims to identify all objects described by a referring expression and draw bounding boxes around every referred object. GREC also contains no-target expressions where the output is empty.



Figure H.4. Generalized Referring Expression Segmentation (GRES) on gRefCOCO by VistaLLM-13B. GRES aims to identify all objects described by a referring expression and segment every referred object. GRES also contains no-target samples where the output is empty.



Figure H.5. **Image Captioning on COCO by VistaLLM-13B**, which aims to generate a short holistic description of the input image.

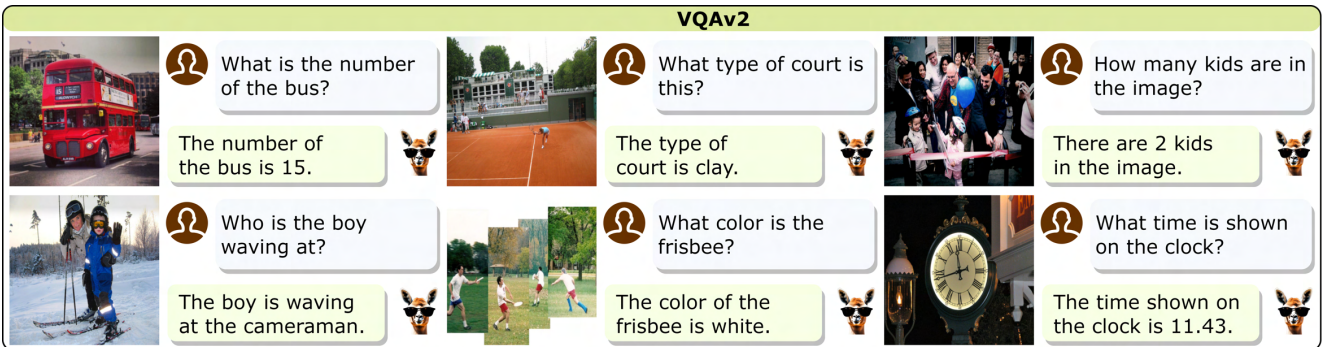


Figure H.6. **VQA v2 by VistaLLM-13B**, which aims to answer direct questions based on an input image.

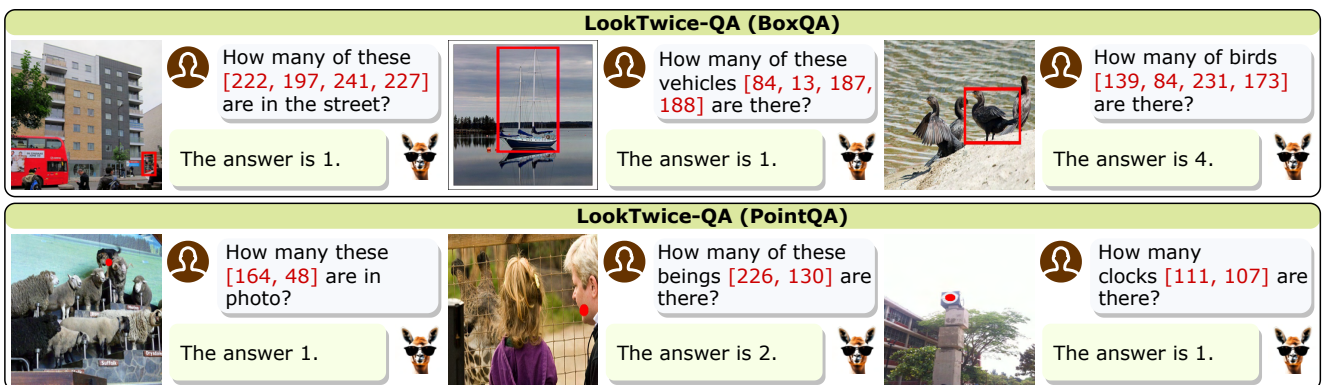


Figure H.7. **Box Question Answering (BoxQA) and Point Question Answering (PointQA) on LookTwice-QA by VistaLLM-13B**. Given a question about a specified region in the image, either mentioning a point or a box, this task needs to comprehend the area in the context of the whole image to produce the correct answer.



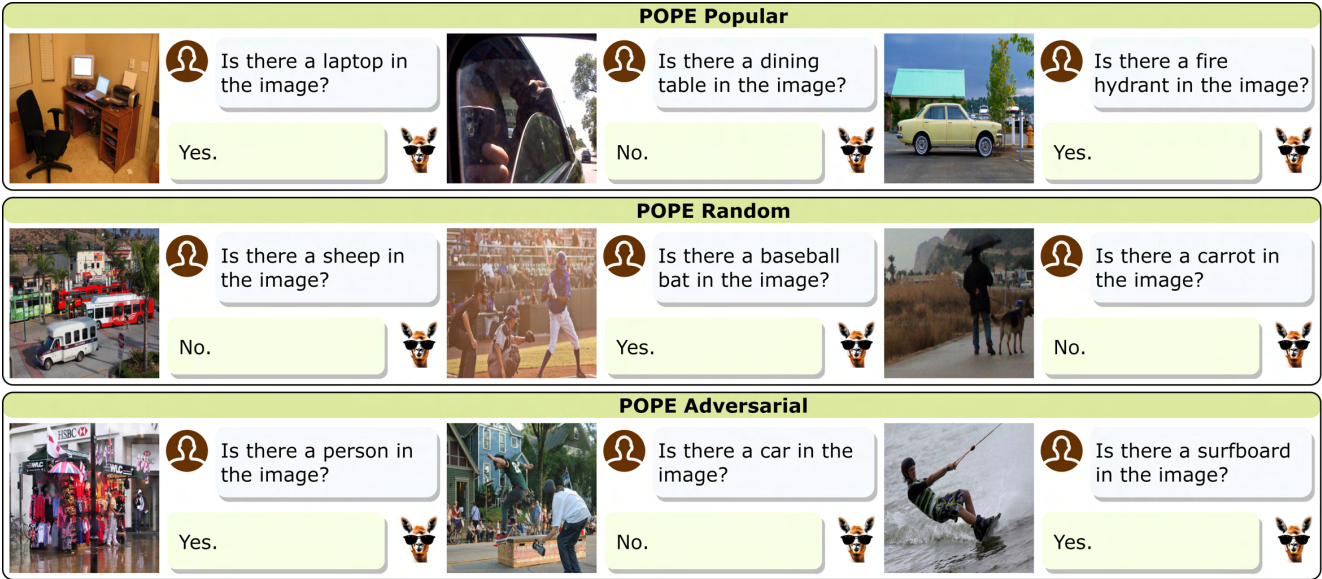


Figure H.8. **Object Hallucination Evaluation of VistaLLM-13B on POPE benchmark.** The task aims to input a query inquiring about the existence of an object, and the model is expected to generate a response in the form of either “yes/no.”



Figure H.9. **Natural Language for Visual Reasoning (NLVR2) by VistaLLM-13B.** Given a pair of input images and a question, the model must reason both images to produce the answer correctly.

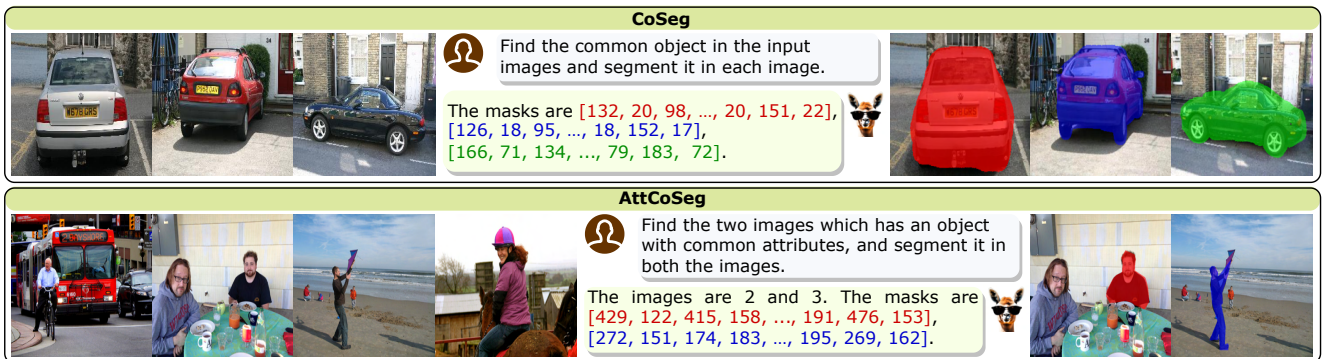


Figure H.10. **CoSeg and AttCoSeg by VistaLLM-13B.** Given a set of input images, CoSeg aims to find and segment a common object in every image. AttCoSeg is the more generalized scenario where a pair of images among all inputs contains a common object with similar attributes. VistaLLM is first expected to identify two images with the common object and then segment the object in both images.

**Multi-round Conversational Ability of VistaLLM**







 <p>How many people are there?</p> <p>There are 3 people in the image.</p> <p>Can you segment the person in the middle?</p> <p>Yes. The mask is [239, 117, 208, ..., 182, 250, 129].</p>  <p>What is he wearing?</p> <p>He is wearing a yellow shirt and a blue cardigan.</p>	 <p>What's happening in the image?</p> <p>White bowls with food are placed on a table along with glasses.</p> <p>Can you locate the leftmost white bowl?</p> <p>Yes. The bounding box is [0, 244, 191, 131].</p>  <p>Is there a pizza on the table?</p> <p>No, there is no pizza on the table.</p>	  <p>Is there atleast one animal in both the images?</p> <p>No, the right image does not have an animal.</p> <p>What does the right image have?</p> <p>The right image contains a red colored flower.</p> <p>Where is the left picture taken?</p> <p>The left picture is taken in a forest environment.</p> <p>Which is the tallest animal in the left photo?</p> <p>The giraffe.</p>
---	--	---

Figure H.11. **Multi-round Conversational Ability of VistaLLM-13B.** The images are taken from COCO. VistaLLM can address all possible grounding and reasoning tasks across single and multiple input images.