









Combining Game Design and Data Visualization to Inform Plastics Policy: Fostering Collaboration between Science, Decision-Makers, and Artificial Intelligence

A Samuel Pottinger ¹, Nivedita Biyani^{2,3}, Roland Geyer ³, Douglas J McCauley ^{1,2,4,5}, Magali de Bruyn ¹, Molly R Morse ², Neil Nathan ², Kevin Koy ¹, and Ciera Martinez ¹

¹Eric and Wendy Schmidt Center for Data Science and Environment, University of California Berkeley, Berkeley, CA, 94720, USA

²Benioff Ocean Science Laboratory, Marine Science Institute, University of California Santa Barbara, Santa Barbara, CA, 93106, USA

³Bren School of Environmental Science and Management, University of California Santa Barbara, Santa Barbara, CA, 93106, USA

⁴Ecology, Evolution, and Marine Biology Department, University of California Santa Barbara, Santa Barbara, CA, 93106, USA

⁵Department of Environmental Science, Policy & Management, University of California Berkeley, Berkeley CA, 94720, USA

Dec 18, 2023

Abstract: This multi-disciplinary case study details how a public web application combines information and game design to visualize effects of user-defined policies intended to reduce plastic waste. Contextualizing this open source software within a broader lineage of digital media research, this user experience exploration outlines potential directions for facilitating conversation between artificial intelligence, scientists, and decision makers during an iterative policy building process. Furthermore, this system dissection reveals how this interactive science effort considers the practicalities of a treaty’s shifting priorities and proposals in its designs. Specifically, this historically situated investigation of the tool’s approach highlights options for centering human decision making where artificial intelligence helps reason about interventions but does not prescribe them. Finally, analysis summarizes this application’s specific game design-inspired mechanics and their efforts to: enable users’ agency to explore solution possibilities freely, invite deep engagement with scientific findings, and simultaneously serve multiple audiences with divergent objectives and expertise.

1 Introduction

In his influential “Humane Representation of Thought”, Bret Victor (2014) explores digital media’s unique ability to “respond” to the user, detailing how interactivity enables new ways of reasoning to unlock thoughts we “couldn’t think” before. This paper explores one such visualization application of these powerful design techniques: the open source global-plastics-tool.org. Constructed by this article’s cross-disciplinary research team, this public web application seeks to extend the reach of mathematical modeling by offering iterative simulation of policy scenario effects, attempting to improve usability of scientific insights for negotiators and stakeholders engaging in the development of a “once-in-a-lifetime” global treaty: the United Nation’s “International Legally Binding Instrument on Plastic Pollution, Including in the Marine Environment” (Legaspi, 2023; UNEP, 2022, 2023b). However, during this decision support tool’s journey into global negotiation, its designers encounter three central challenges:

- Providing **user agency** to explore different policy scenarios freely.
- Inviting diverse stakeholders to holistically consider model outputs through sophisticated **multi-variate displays**.
- Serving **divergent audiences** of varying prior levels of domain knowledge.

Detailing the design of this decision support tool and contextualizing its place within a broader journey in science communication, this paper distills how interactive visualization may address those policy engagement hurdles:

- **Hidden Hayashida Tutorials:** A game design-inspired approach which embeds narrative in structure and aims to orient users to a sophisticated interface and complex topic while avoiding the “ludonarrative dissonance” that may arise from a more traditional “tutorial” feature (Brown, 2015a; Hocking, 2007; JM8, 2023).
- **Connected Zelda Valleys:** Applying “landmark” visualizations, this design seeks to orient the user navigationally while also inviting explorations of data or results across multiple views which limit the moment to moment complexity of the interface (Brown, 2023a, 2023b; Brown, n.d.; Portnow, 2022).
- **Data Rumors:** Unobtrusive design gestures towards additional optional content which try to allow users to “read at multiple levels” of detail, promising to support those seeking both in-depth knowledge and high level takeaways without interrupting the regular interaction flow through the broader tool (Brown, 2017; Takahashi and Nelson, 2018; Victor, 2011).
- **Environmental Explanations:** Using the structure of the visualization to reflect the underlying AI, an activation of information architecture attempting to afford model mechanics explanations (Brown, 2020; Carson, 2000; Victor, 2011).

Furthermore, this cross-disciplinary case study more broadly discusses the intersection between information and game design that underpins these patterns.

1.1 Background

The recently released `global-plastics-tool.org` participates in a broader intellectual conversation on the unique dialectic opportunities of digital media.

Explorable explanations: Building on interactive communications research reaching back to 1960’s PLATO (Bitzer et al., 1961), Bret Victor (2011) draws attention to the possibilities of “explorable explanations” for “active” reading. This user experience theory observes that static media cannot invite response and, thus, leave “the reader’s line of thought” both “internal and invisible” (Victor, 2011). In contrast, Victor (2011) observes that new interactive technologies allow readers to “as[k] questions, consid[e[r]] alternatives, questio[n] assumptions, and even questio[n] the trustworthiness of the author.” Since proposing these profound concepts, these design ideas see a home in education, engineering, and industry (Bostock, 2023a; Brusilovsky, 1994; Case et al., 2021; Hayes, 2023).

Scientific communications: However, years after their formulation, growth opportunities still remain for using these “explorable explanations” in science communication (Victor, 2011). Discussing interactivity for scientific publications, Pierre Dragicevic et al. (2019) recently write that there remain “very few concrete examples” that use these important ideas. Continuing to speak in unresponsive media of papers and slides, unidirectional artifacts convey scientific findings but cannot listen to stakeholders’ perspectives or “respond” to their ideas (Victor, 2014). Digital but trapped in virtual pieces of paper unable to “react” to users, this way of speaking forces audiences to “blindly trust” and miss out on “the deep understanding that comes from dialogue and exploration” (Victor, 2011).

Policy and science: With this historic communication challenge in mind, the open source `global-plastics-tool.org` project considers how to interactively engage with policy makers in finding science-informed solutions to pollution, building an interface to artificial intelligence (AI) which predicts future plastics volumes and flows under various scenarios. The media of communication matters in these policy efforts because, as Jan Nolin (1999) remarks in her analysis of the European Union’s engagement in the Kyoto Proposal, “scientific work is usually slow while the pace of policy is erratic.” To understand why legislation like the global plastics treaty sits within this fluid state, consider the “processual” and “integrative” approaches in negotiation theory: learning, information exchange, and collaboration happen across multiple “phases” (Alfredson and Cungu, 2008). Therefore, the information needs of stakeholders naturally adjust as perspective and context evolve or, as Nolin (1999) writes, “scientific input to be effective must thus be timed for readiness when a new phase of policy shifts in. . . .” With these demands in mind, communication of scientific findings may need interaction’s ability to “react” and keep pace with shifting dialogue (Victor, 2012).

1.2 Related work

Though Dragicevic et al. (2019) observe that relatively few projects realize the power of interactivity in scientific communication, some recent tools try to

enable this timely iterative information delivery to support policy design through simulation. In environment and sustainability, notable examples include:

- **Driving the Future:** Simulation of automotive markets under different incentive, tax, and policy scenarios (Keith et al., 2017).
- **En-ROADS:** Interactive simulation for policy impact on greenhouse gas emissions and global warming (Jean et al., 2018; Rooney-Varga et al., 2020).
- **Protect High Seas:** Tool to identify potential marine protected area candidates using configurable conservation plans (Visalli et al., 2020).
- **MSP Challenge:** A multi-user environment for collaborative marine spatial planning with simulation of policy effects (Abspoel et al., 2021).

Enabling dialectic design of science-informed solutions beyond what a print out makes possible, all of these digital environments turn static information into engaging software which allow users to bi-directionally converse with data, creating “interactive papers” or “explorable explanations” that still remain the minority in science (Dragicevic et al., 2019).

2 Challenges

This study builds on prior work’s foundation by further constructing vocabulary to identify and address policy tool challenges. Specifically, we explore hurdles for supporting treaty processes through the open source global-plastics-tool.org which builds a user interface around machine learning-based plastic modeling for international negotiation.

2.1 User agency

Policy makers need “agency” to explore questions from their own expertise and in their own timeline, two crucial aspects not well supported by traditional scientific communication.

Requirement for collaboration: Providing suggestions for engaging with policy makers, the United Kingdom’s Chris Tyler (2013)¹ warns that scientists “often consider themselves as the ‘experts’ who engage with policy makers” but they should not assume “that [they] are the only expert in the room.” Similarly, Nolin’s (1999) experiences in the European Union echo these benefits of bidirectional dialogue, highlighting the value of integrating science and policy in advancing solutions. With this need for mutual collaboration in mind, the medium of scientific communication may limit reader agency as static documents “displa[y] the author’s argument, and nothing else” (Victor, 2011). In this structural challenge, instruction benefits users and orients them to scientific findings but also risks “lecturing at” decision-makers which clashes with their need to provide input and inquiry via their perspective and knowledge.

¹Former Director of the Parliamentary Office of Science and Technology.

Requirement for timeliness: Both Nolin (1999) and Tyler (2013) note that policy “decisions usually need to be made pretty quickly” with strong constraints on timeline for additional research. Again, this reflects an inherent limitation of static media on audience agency where readers can “form questions, but can’t answer them” (Victor, 2011). To this end, Victor (2011) questions how digital alternatives may respond to inquiry in the moment itself, addressing concerns otherwise only “answered by a phone call or heavy research.”

Together, these needs for timely collaboration challenge this scientific tool to consider how interactivity can not only inform policy makers but work with them to enable their own agency to answer questions freely in the moment as new information becomes necessary.

2.2 High dimensional outputs

Visualization of highly multi-variate data encounter “visual perception and cognition . . . limits on the number of variables that [can be] encode[d] in a single graph” where even established patterns from information design for addressing high dimensional complexity can sometimes require reader’s “extensive study and practice” to use (Few, 2019). Worryingly, the simulation of policy impacts requires exploring effects across many variables and thus asks tool design to support comprehensive evaluation without becoming overwhelming. This challenge of taming complexity asks the project how it may adapt prior work using interactivity to teach sophisticated interfaces, maintaining the richness of the data without becoming complicated (Berlow, 2010; Pottinger and Zarpellon, 2023).

2.3 Levels of speaking

The policy context of the tool’s usage demands it walk a tightrope in supporting multiple levels of reading:

- On one hand, recommendations to the scientific community on policy engagement often emphasize the need for brief summaries in plain language (Hetherington and Phillips, 2020).
- Meanwhile, information designers warn that traditional media like slides cause oversimplification and result in poor decision making (Tufte, 2006).

This web application steps into this tension: it must serve audiences of diverse prior experience to support both the high level overviews recommended to scientists in policy engagement while simultaneously inviting deeper understanding of the details needed for effective decision making.

3 Design

This plastics policy tool looks to video games for answers to these three central issues, building up a language of solutions to address this vocabulary of challenges.

3.1 Role of game design

To solve for these three concerns, this policy tool observes that prior work exploring interactivity looks to the overlap between information and game design for inspiration:

- Elijah Meeks (2018) provides an early “aspirational guide” which, in particular, considers the analogies offered by the overall structure of games to data visualization.
- A Samuel Pottinger (2022) considers the opportunity for incorporating user expertise in finding solutions in a form of “participatory” design.
- A Samuel Pottinger and Giulia Zarpellon (2023) explore specific tutorial techniques pioneered by games.

Therefore, we also turn to game design for advice in tackling these aforementioned challenges, further understanding patterns like Hayashida-style tutorials, connected levels, open worlds, environmental storytelling, and side-quest rumors for data visualization.

3.2 Design for user agency

Interactive science products often require “sophistication to navigate” and learning new concepts within a novel interface (Pottinger and Zarpellon, 2023). Of course, video games must also orient new players quickly and, borrowing from that discipline, prior visualizations feature “Hayashida-style” tutorials, leveraging a powerful pedagogical technique successfully used in Nintendo’s work to similarly teach users about a new technical tool (Nutt and Hayashida, 2012; Pottinger and Zarpellon, 2023). This simple process includes four steps (Brown, 2015b):

1. **Introduction:** Show the mechanic to the user.
2. **Development:** Give players a simplified task to try the action.
3. **Twist:** Highlight something unexpected about the skill.
4. **Conclusion:** Challenge users to demonstrate mastery of the lesson.

That said, tools like Pyafscgap using this structure often lead through written tutorials and example analyses where they highlight certain prototypical observations (Pottinger and Zarpellon, 2023). This explicit guiding of the user may detract from a sense of freedom or make the tool appear non-objective, echoing earlier concerns about user agency and asking if simulations can orient readers without “lecturing at” them.

This “ludonarrative dissonance” problem also appears in games which, as detailed by Clint Hocking (2007) and refined by JM8 (2023), arises when a mechanic used

by a player feels out of place with the experience’s message or narrative. In this case, a written introductory tutorial may contrast with the intended message of providing user agency by:

- Making users feel like novices even though the tool invites them to bring their expertise to designing a solution.
- Showing example insights, biasing self-directed exploration.
- Forcing attention to specific policy aspects in a way that threatens a feeling of the tool’s scientific neutrality.

Believing users should discover policy pros and cons instead of having opinions prescribed, the tool therefore looks to games for possible solutions. To that end, analysis of Nintendo’s 2017 action-adventure “The Legend of Zelda: Breath of the Wild” by Cam Shea (2021) offers a possible “open world” remedy: start journeys in beginning areas with reduced complexity not identified as a tutorial but which still preamble the broader experience.




Figure 1: Hierarchy pulls the user through a Hayashida sequence.

With Zelda in mind, this interactive tool similarly “gates” details behind exposure to the concepts required for the larger experience. Visual hierarchy constructs a simplified “starting region” to introduce mechanics that blossom in the “full” world in the details tab, reaching towards what designer Mark Brown (2015a) calls making the tutorial an “invisible” feature.

3.3 Design for multi-variate evaluation

The subtle Hayashida sequence considers how to design policies but evaluating their effects can span up to 90 views in the details tab. To balance rich functionality with simplicity, the software’s design learns from video games’ separation of play into short term “primary loops” of moment to moment actions and “secondary loops” of longer term objectives (Brown, n.d.).

Consider the loops of two genres adept at managing large amounts of content:

- Games with **connected stage designs** like in Rare’s “Banjo-Tooie” allow actions in one area to impact another even as it still separates content into discrete levels. This creates a deep world in the secondary loop while building a primary loop that naturally narrows the moment to moment available subset of that complexity (Brown, 2023b).
- Designer James Portnow (2022) observes that **open world games** advertise content through “landmarks” which orient players without explicit instruction. As analyzed by Brown (2023a), Zelda BoW achieves this by peeking tall secondary loop landmarks over the world’s hilly terrain which hide primary loop landmarks in distant areas.

The tool operates in a way similar to a valley seen in Zelda.

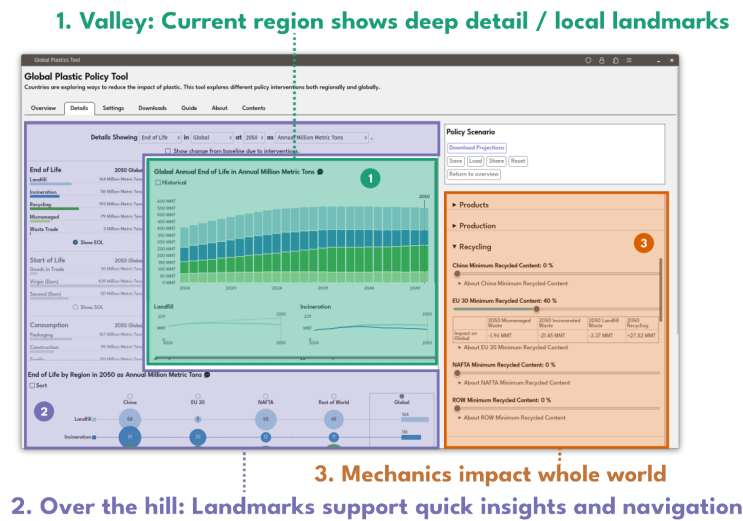


Figure 2: The details tab use “valleys” to structure primary and secondary loops.

Though users can only take a limited number of actions at any time related to their current view in the primary loop, the tool keeps secondary loop landmarks (like other lifecycle stages or regions) visible “in the distance” through small previews opening into those other spaces. These sight-lines try to encourage

exploration and pull users “over the hill” into a new valley. Furthermore, like Banjo-Tooie, changes in one area reflect in others, creating the potential for the user to traverse a vast possibility space without having to grapple with it all at once. This attempts to construct a “vista” of secondary loop elements alongside a smaller dynamic set of primary loop opportunities (Majmudar, 2020).

3.4 Design for levels of speaking

Even if hidden tutorials and manipulated sightlines to landmarks introduce the visualization tool’s mechanics and orient users in a complex multi-dimensional data space, this sophisticated software still serves various audiences with different objectives or, as Victor (2011) writes, explorable explanations should consider how to empower users to “read at multiple levels” of depth. Those knowledgeable of plastics concepts or only seeking high level takeaways may engage with the tool superficially. Meanwhile, others may “read closely” to learn unfamiliar terminology or consider expert details. If design must support both altitudes of exploration simultaneously, how might video game design help manage these parallel ways of speaking?

To build these multiple simultaneous levels of engagement, producer Rob Nelson observes that a unique “ability that games have and other mediums don’t [is] optional, additional narrative that you can choose to engage with or skip over” (Takahashi and Nelson, 2018). In games:

- Don Carson’s **environmental storytelling** unobtrusively layers content into “setting” like graffiti or signage that the player encounters “along their journey” if they are paying close attention, allowing the user to naturally choose their preferred depth of engagement (Brown, 2020; Carson, 2000).
- **Rumors** which are subtle mentions of “side-quests” afford unobtrusive opt-in: invitations naturally missed by users who do not want that content or are busy rushing to another objective (Brown, 2017).

These designs aim to support a deep path for those moving slowly and another streamlined route for those moving quickly in which optional elements blend into the background. Indeed, the tool’s interface prepares a similar two track path by scattering tooltips next to keywords that “experienced” users would recognize.



Figure 3: A tooltip describes a technical phrase and beacons deeper.

Low within the visual hierarchy, those in a rush can easily skip these “rumors” even as they still direct close readers (Brown, 2017).

4 Implementation

Supporting these nuanced interaction-heavy mechanics from game design requires careful front-end software engineering, influencing the architecture of the code sitting around the software’s underlying AI. Therefore, to support further practical consideration of these potential approaches, this multi-disciplinary study next examines implementation strategies.

Note that this project targets the web browser for improved portability and low friction access (AWS, n.d.).

4.1 Open source

The tool itself does not use a prebuilt user interface framework in order to support some specific interaction patterns as discussed in the architecture section below. That said, major open source technologies may still help achieve these designs:

- Visualization library D3.js for custom crafting of visual elements required to build landmarks and exert careful control over visual hierarchy (Bostock, 2023b).
- Popper and Tippy.js to support tooltips and rumors (Atomiks, 2017; Popper, 2021).
- Tabby to structure the tabbed interface required by the Hayashida sequence (Ferdinandi and Aukia, n.d.).
- Simplebar for additional control over scrollbars to improve affordance of scrolling necessary for slightline manipulation (Denat, 2023).

In general, this approach collects a series of smaller components in a custom architecture that enables the design’s bespoke operation.

4.2 Architecture

To encourage separation of concerns while still supporting the tool’s specific interaction patterns inspired by game design, this project generally uses a model-view-presenter architecture with strong historic precedent (Osmani, 2023). However, the sophisticated web application decomposes the interface into multiple presenters fitting into a general hierarchy where the bottom controls individual views while higher level components increasingly focus on coordination. Note that “facades” manage access to underlying data and simulation mechanics that make up the analogized model component (Shvets, n.d.).

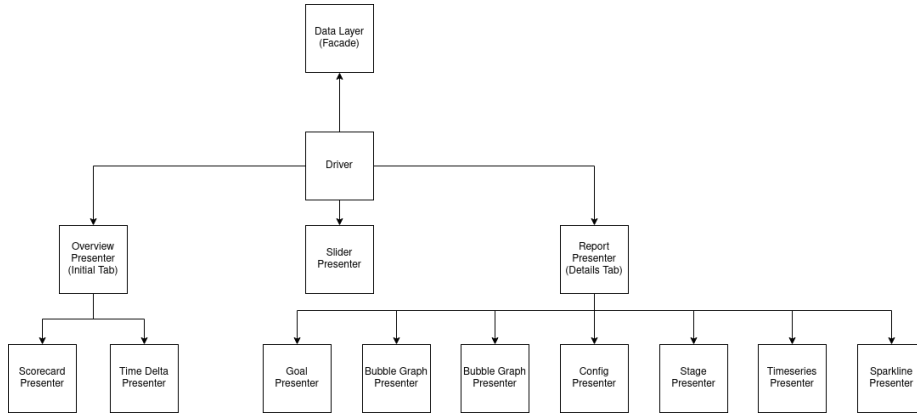


Figure 4: Overview of presenter structure.

This structure reinterprets events as they move up and down the hierarchy to ensure proper handling across different sections of the coordinated interface. Achieving the connected level design of Banjo-Tooie, this architectural approach specifically allows visualization code to span across multiple tabs within the broader interface, keeping different sections of the software in sync while still achieving separation of concerns and centering the same user-designed policy scenario (Brown, 2023b).

4.3 Offline access

This design and architectural approach supporting these game-inspired mechanics involves propagation of many events that could cause significant network traffic. That in mind, practical advice from research team members experienced in negotiation process emphasize that use of the tool in actual treaty settings (including “side meetings”) cannot expect constant internet connectivity. Therefore, this negotiation-focused project employs locally installable progressive web applications which offer three options for offline usage (MDN, 2023b).

- **Cache first:** Always prioritizing cached content, this strategy only executes network requests in the case of a cache miss.
- **Cache first with refresh:** Always prioritizing cached content, this approach still requests updated copies of resources after returning cached material to the client.
- **Network first:** This tactic always goes to the network but uses the cache as a fall back if requests fail.

To prioritize positive experience during weak connectivity where requests may still succeed slowly while still affording for somewhat frequent updates, this software package elects for the cache first with refresh approach.

4.4 Domain-specific language

The sophisticated visualizations called for by these game-inspired designs involves updating many coordinated complex components as users refine their policy scenarios. A tool frequently used by games, this software turns to a domain specific language or “DSL” to enable the project to “reduce the communication costs” between collaborators in constructing this complex logic (Strumenta, 2022; West, 2008). Also cutting down on development time, this approach adds a custom runtime environment deployed in the browser and tied to visualizations (Strumenta, 2022). Furthermore, this language includes specific integration of certain keywords and operators for common plastic simulation actions like calculating product lifecycle distributions and proportionally distributing effects as part of simulation propagation. To that end, this tool runs the open source ANTLR 4 technology in the browser to offer a custom interpreter using a bespoke grammar as further discussed in the project repository (Parr, 2023). Various open source ANTLR language implementations provide precedent for this design (Everett, 2013; Kiers, 2020; Pottinger, 2023; Sturluson, 2019).

4.5 Other technologies

A number of libraries also enable the underlying advanced functionality required for this tool’s interactivity within the browser:

- Browser compatibility software es-module-shims and Polyfill.io (Bedford, 2021; Champion, 2020).
- Handlebars for client-side rendering of complex UI elements (Katz, 2019).
- Papa Parse to request and process model outputs (Holt, 2015).
- Version 1 of ua-parser to check browser compatibility (Salman, n.d.).

This software further uses additional open source technologies like Grunt and QUnit (OpenJS, 2023a, 2023b). The project README provides full details on open source technologies included, detailing other components beyond the scope of this paper.

5 Usage

With design and implementation in place, discussion next turns to actual practical usage of the tool. Due to the important constraints of the treaty process itself, this section focuses on a specific set of quality assurance and improvement observations.

5.1 Overview

So far, this public software primarily serves policy makers and other organizations related to negotiation for the United Nation’s “International Legally Binding Instrument on Plastic Pollution, Including in the Marine Environment” (UNEP,

2023b). Sharing directly with well over a dozen delegations as well as other researchers and industry, tool engagements have taken place during:

- **Second inter-sessional period:** Outside official events in the time between the negotiations in Paris and Nairobi, various meetings with officials from different nations as well as a public webinar and news media coverage (Geyer et al., 2023; Schlossberg, 2023).
- **Third negotiation committee:** Though not officially part of proceedings, “side-event” scientific sharing opportunities hosted jointly with other similar organizations as well as various bilateral meetings, all taking place in Nairobi itself during November 2023’s INC-3².
- **Third inter-sessional period:** The current period (at time of writing) between official negotiation committee meetings in which conversations continue with individual delegations and other stakeholders.

Having peaked at just over 13,000 daily page views³ during November 2023 largely coinciding with news coverage and attention on social media, application traffic continues to see up to around 5,000 daily page loads (Benioff, 2023; Geyer et al., 2023; Schlossberg, 2023). Indeed, the software remains accessible as the treaty process is expected to continue into 2025 (UN, 2023). Finally, in addition to this detailed tool focused on policy makers, the team also offers a general audience version at <https://plasticstreaty.berkeley.edu>.

5.2 Evaluative constraints

To understand this case study’s decision to limit usage insights to this single piece of software itself, consider that this policy tool operates in an ongoing international process.

Negotiation and evaluation: Various approaches in negotiation theory focus on the importance of exchanges and communication, a framing where intentional information flow matters (Alfredson and Cungu, 2008). This complicates common evaluative approaches as they may obtain data about an individual and their insights within the context of the treaty, making them potentially “private information” (NIH, n.d.). For example, visualization evaluations like Multi-dimensional In-depth Long-term Case-studies (MILC) would involve the disclosure of not just experiences of the tool but also example findings from the data, perspective which may become crucial to negotiation where unintended exposure of that information could cause harm (Shneiderman and Plaisant, 2006).

Prioritization of participation: Even if taking steps to ensure data safety, consideration of the geopolitical context and desire to serve policy makers as

²United Nations Intergovernmental Negotiating Committee in Nairobi (UNEP, 2023a).

³These numbers do not attempt to remove automated access by robots / crawlers and only includes traffic to [global-plastics-tool.org](https://plasticstreaty.berkeley.edu), excluding the general public site at <https://plasticstreaty.berkeley.edu>.

partners⁴ in this “once-in-a-lifetime” treaty process leads this tool building effort to forgo collection of information about individuals and to avoid research on their treaty insights (Legaspi, 2023). Respecting these practical needs for elevated privacy both enables this interactive science project to participate in this multi-national process and offers a public scientific resource to the community addressing a “worsening global crisis” (WWF, n.d.). Indeed, doing so answers a growing call to go beyond the paper and “blend research and engagement” to “respond rapidly to real-world events and public demand” (Swain, 2023). However, this pragmatic stance also prevents this case study from providing findings from controlled experiments or diary studies, asking it to instead focus on “quality assurance” and “quality improvement” tasks where information is only collected on the software itself (CPHS, n.d.).

Limitations: As this research team turns to careful reflection on the tool itself instead of conducting research about users and their insights, this paper offers caution regarding important limitations on its usage observations. Notably, these narrower results do not seek to provide “generalizable knowledge” about user populations such as negotiators, a larger and separate task potentially possible through later human subjects research (CPHS, n.d.).

5.3 Observations

Despite these constraints on formal evaluation, reflection on tool engagement during this time still offers some perspective on its practical use and mechanics.

Policy selection: Though specific policy designs remain subject to change throughout the aforementioned multiple rounds of “exchanges” during the fluid nature of negotiation, the political process itself often offers guidance as to the general families of policies under consideration (Alfredson and Cungu, 2008). For example, the so called “zero draft” put out by the United Nations itself may offer perspective where “the text is guided, as per the mandate received from the committee, by the views expressed at the committee’s first and second sessions” (UNEP, 2023b). In addition to direct user feedback, these articulations of collective perspective may offer guidance to interactive science projects like global-plastics-tool.org with regards to which high level “policy levers” to emphasize in the user interface.

Role of facilitator: Though user-guided exploration remains the goal, the tool’s sessions quickly adopted the En-ROADS approach where workshops or presentations using the software feature a “facilitator” who first introduces the motivations and science behind the tool, offering an invitation on behalf of the tool for policy makers to engage with the results through their own inquiry (Jones et al., 2022). As discussed below, continued use of this precedent from the prior literature in the future may offer an “ice-breaking” for the interactive science product to enter into productive collaborative discussion.

⁴This framing of partner is in contrast to considering policy makers as research subjects.

Non-linearity: While this interactive tool appears to successfully execute the design’s intended primary loop where the simulation software sparks conversations about incremental edits that drive forward the larger secondary loop of comparing different policy scenarios, this hidden tutorial may also unexpectedly repeat (Brown, n.d.). Though designers imagine a progression from overview to details tab as users become more experienced, the tool’s current structure instead may appear to encourage a cycle:

- Start on the overview tab to discuss a policy at high level.
- Go to the details tab when hitting a deeper question.
- Return to the overview tab to chart out next topics.

This may suggest that the visualization platform in its current form uses its sequence both to tutorialize mechanics as well as policies themselves.

Multiple play styles: While the tool sparks multiple rounds of inquiry which feature expected policy refinement loops, sometimes the software also sees its sessions stay within the overview tab. In consideration of the existing tool’s current design, this may indicate additional affordance to the details tab could help spur users to deeper understanding. However, a games lens offers an alternative explanation. Prior work suggests that different segments of audiences often naturally form divergent but successful “play styles” and, for this tool, this theory could suggest that one such mode of engagement may only require the high level overview to provide insight (Stewart, 2011). Indeed, the tool often only navigates to the details tab in response to a deeper question. Therefore, this “play styles” hypothesis may further suggest that the overview tab serves higher level thinking through surveying major ideas and that the conclusion of the Hayashida sequence only becomes necessary for users encountering deeper inquiry. Furthermore, this may provide another form of multiple levels of reading suggested by Victor (2011).

Scientist usage: The tool also unexpectedly benefits the science itself: helping its own authors evolve the AI models by showing data in more holistic views that highlight unexpected implications or behaviors. Though not required, the tool frequently explores different model outputs in service of the research team itself, revealing new insights or searching for implementation issues which would cause unexpected policy effects.

Model transparency: Using interactivity to answer questions which seek to understand something unexpected or interesting hinted at in its landmarks, the tool appears to spur discussion using its small contextual charts, potentially suggesting those design features’ anticipated use in facilitating navigation and provoking follow up inquiry that pulls to adjacent views. That being said, the same mechanics also appear to unexpectedly offer the software a method of model explainability. In response to modeling questions, the details tab itself outlines the variables included and incidentally addresses if simulation incorporates certain dynamics. In fulfillment of Victor’s (2011) expectations for explorable explanations, the system and financial parameter panels in particular document

underlying assumptions of the simulation and invite users to understand the impact of changing those variables. Put another way, the tool may sometimes respond to questions using its “rumor” tooltips but other times use a form of environmental storytelling: the concepts simply listed on the details tab itself convey model architecture (Brown, 2017, 2020).

Progressive web application: With research team members having gone physically to INC-3, the tool sees frequent offline use, possibly providing the anticipated valuable flexibility where, due to the practicalities of that complex event, ongoing connectivity proves difficult as activities move between various venues.

6 Discussion

With these reflections in mind, this study contextualizes this open source tool, understanding opportunities for further study and potential additional connections to other concepts.

6.1 Overview of design patterns

To improve utility of discussion, this case study summarizes and names the designs that it considers:

- **Hidden Hayashida Tutorials:** Building on prior work in both data visualization and game design, the use of visual hierarchy to embed the four step Hayashida sequence into the architecture of a data visualization to construct an “invisible” tutorial (Brown, 2015a; Nutt and Hayashida, 2012; Pottinger and Zarpellon, 2023). This structural narrative approach promises to orient users while avoiding the ludonarrative dissonance that an explicit guide may generate (Hocking, 2007; JM8, 2023). This tool’s two tab connected layout attempts to embody this possible instructional pattern.
- **Connected Zelda Valleys:** Bringing the concept of “primary” and “secondary loop” gameplay to data visualization, the combination of open world and connected level designs deploys small “landmark” visualizations which both attempt to orient the player navigationally and invite deeper exploration of alternative perspectives into data or results (Brown, 2023a, 2023b; Brown, n.d.). Building this “geography” into visualizations aims for sophisticated tools to tame their complexity by subsetting the actions available to the user at any single moment, hoping to maintain interface simplicity (Portnow, 2022). This tool’s summary charts surrounding the timeseries display seeks to demonstrate this potential navigational method.
- **Data Rumors:** Creating small “side-quests” within a visualization, the use of subtle hints towards additional optional content seeks to allow users to “read at multiple levels” without interrupting the regular interaction

flow through the broader tool (Brown, 2017; Takahashi and Nelson, 2018; Victor, 2011). This project’s tooltips attempt to address this exploration opportunity.

- **Environmental Explanations:** Mirroring the structure of the model into the structure of the visualization affords model mechanics explanations and tries to enable readers to “play with the premise and assumptions of various claims” (Victor, 2011). The details tab and, in particular, the assumptions drawers try to embody this context setting approach.

Given this vocabulary, this study encourages future researchers to consider these design concepts for further exploration.

6.2 Permission to play

The potential usefulness for a facilitator to open meetings may reflect what Andrew Walsh (2019) calls a need for “permission to play” in tool sessions. This may suggest that traditional context of communication sets expectations regarding unidirectional sharing that the tool may break. That said, future work could better understand these potential underlying sociological barriers and how design itself may serve to similarly offer this permission without a team member present.

6.3 Backtracking

Cycling between the overview and details tab may indicate the unexpected emergence of “backtracking behavior” often seen in open world and “Metroidvania” games (Brown, 2018). This pattern has players take new skills or knowledge to revisit prior content and, while this can recontextualize earlier experiences with new understanding and deeper meaning, poor design can also cause backtracking to become tedious repetition (Brown, 2023b). Later work may further expand this study’s design language to understand how intentional management of this behavior can reinforce insight and engagement.

6.4 Inquiry-based design

With the tool seeing questions naturally pull users to the deeper parts of the interface, this open world design visualization approach may spark the “inquiry-based” learning suggested by Nicolette Hayes (2023). This may indicate the educational visualizations outside policy can benefit from similar analogies to video game design.

6.5 Model explanation algorithms

Though not the central focus of this tool, the potential utility of this software to explain model structure may suggest that visualizations trying to offer “model explainability” might consider including similar game design techniques to those

explored here alongside algorithms like Local Interpretable Model Explanations (Ribeiro et al., 2016).

6.6 Role of AI

This tool could try to use multi-variate optimization to propose solutions to users, offering its own “policy answer” alongside user-generated suggestions (Blank and Deb, 2020). However, using the video games lens, doing so could create ludonarrative dissonance. As an extension of the projects’s existing modeling, this hypothetical feature would see the software claiming to invite outside expertise and exploration (with AI as a “helper” not a “driver”) while simultaneously offering a mechanic providing “optimized” solutions.

In this case of interacting with actual policy negotiation, this project intentionally excludes this AI-driven auto-optimization option despite access to the machinery required. Again, policy makers offer expertise necessary for finding good solutions (Tyler, 2013). In this framing, visualization and game design allow that knowledge to participate in co-creation of solutions, potentially reaching beyond the limits of blind mathematical optimization.

Nevertheless, future work may consider if different design contexts could benefit from this kind of AI-generated solution or may offer studies on evolving policy maker perceptions of these algorithmic designs.

6.7 Future human subjects research

This case study considers quality assurance and improvement activity for a single tool, providing information about only this software and only one case of these potential design patterns. That said, while this simulation currently remains constrained by the nature of ongoing treaty processes and a desire to avoid collecting information about individuals within this sensitive context, later research could seek generalizable knowledge through human subjects research approaches like MILC which may be more appropriate outside active negotiation (Shneiderman and Plaisant, 2006).

Still, in imagining future research, this effort cautions that this interactive science tool does not serve the general public and instead focuses on active and often knowledgeable treaty participants (Tyler, 2013). Therefore, it remains possible that this unique target audience may engage with this tool with specific “play styles” different than other users (Stewart, 2011). Indeed, the formulation of MILC responds to this situated nature of data visualization where evaluation cannot consider just any user but a specific population where professional objectives and background mediate their experience of a technology (Shneiderman and Plaisant, 2006).

In short, later research hoping to build generalizable knowledge should ensure study takes place in-situ. To that end, this study also recognizes a potential

opportunity for additional methods formulation for this kind of active policy negotiation context.

6.8 Technical measures for privacy

To further this effort’s ethical stance regarding the avoidance of collecting information about policy makers and their insights within the sensitive context of treaty negotiation, the decision support web application itself takes a number of privacy-preserving technical steps:

- Providing a **single page application** where computation runs client-side so that navigation between elements does not generate network requests that may reveal intentions or activity, a privacy-preserving practice paired with also avoiding use of technologies like “beacons” which would reveal the questions being explored or results being considered by a user (MDN, 2023a).
- Though not intentionally requesting information about users, adopting **HTTPS** to avoid malicious manipulation or traffic interception (Basques, 2015).
- Disabling or curtailing certain web provider defaults for **logging** analysis, in particular strictly limiting use of IP addresses to only what is required for basic operation including traffic routing, security, abuse prevention, and reliability (Bruno, 2022).
- Providing an **offline version** also allows users to leverage the application with intentionally disabled network connectivity which may further help avoid generating web traffic.

Future work in the policy space should also consider the privacy aspects of not just research methods but implementation.

6.9 Use of a DSL

The domain specific language displaces earlier prototypes written either in the R or Python programming languages. Teammates observe that migration both:

- Improves readability of code through integration of domain specific keywords (JetBrains, n.d.).
- Reduces the length of scripts by removing “boilerplate” code (O’Sullivan, 2018).

Indeed, code for interventions in the DSL achieves sufficient brevity that the visualization tool displays this logic within the interface and even allows users to modify that code in their local copy of the live application.

This in-situ programming capability deserves additional discussion in that it creates what Maggie Appleton (2022) calls a “Programming Portal” feature. This further realizes conception of explorable explanations by Victor (2011) in that it allows “the reader to play with the author’s assumptions and analyses,

and see the consequences.” Furthermore, this paper observes that the game design and development communities also find similar benefits both from incorporation of DSLs and this “hot reload” ability to change the programming behind the experience in-situ (West, 2008; Zylinski, 2023).

This live development capability serves not just users but the developers of the tool as well. In practice, most of the tool’s current policy options were created from within the tool itself by using the web application as the first development environment with the ability to see how new logic interacts with the model outputs in real time without the delay of a “compile” step, a pattern embodied in the “prototype” drawer in the details tab. Returning to requirements identified by Nolin (1999) for timeliness, this approach may offer agility in keeping pace with policy conversation.

6.10 Mediation

By allowing changing of systems and financial assumptions, this tool answers the call made by Victor (2011) for explorable explanations to allow the questioning of modeling. That in mind, this software focuses on media for “active reading” and iterative policy design in service of providing actionable scientific information to decision-makers, considering how policy makers may question the tool and bring forward scientific perspective during negotiation (Victor, 2011). Note, however, that this dialectic experience executes within existing treaty process and does not consider how interactive software may mediate or alter that process itself. Even though tools to help in discussion and resolution of disagreements between stakeholders represents a different goal than this projects’ intention potentially beyond what it could practically consider in the context of this specific treaty opportunity, this possibility of mediated disagreement resolution remains a possible area for future research.

7 Conclusion

When Bret Victor (2012) implores audiences to “stop drawing dead fish” he challenges them to consider the fundamentally responsive nature of interactive tools: digital fish should react to users. Where the rigidity of static media limit their mutual embrace, this project suggests that interactivity facilitates the union of science and policy. Adding to the early discourse between video game and information design, this tool’s analogies offer not just an open source exemplar but also help to identify a language for building these dialectic experiences in policy contexts.

In facilitating this human-machine conversation, consider a concept from Jesse Schell (2019) central to the game design at the heart of the tool: experiences are co-created by game and player. In that spirit, these cross-disciplinary methods aim to create a balanced conversation in the space between AI, scientist, and

decision-maker. For that, these approaches may reach beyond policy to other collaborative design contexts, reasserting the importance of human input even in a world further saturated with AI. This gestures to an exciting promise, a future in which computation does not displace experience but instead where both add to each other.

The global plastics policy simulation tool is open source at global-plastics-tool.org and is public for further use in the plastics treaty negotiations currently underway. To that end, this project notably limits scope to permissively licensed technologies to leave its own flexible Berkeley Standard Distribution open source license unencumbered by proprietary closed-source components (OSI, n.d.). Finally, a scrolling storytelling experience for the general public to complement the detailed interface is also publicly available at <https://plasticstreaty.berkeley.edu>.

8 Acknowledgements

Funding from:

- Eric and Wendy Schmidt Center for Data Science and Environment at the University of California Berkeley.
- Benioff Ocean Science Laboratory at the University of California Santa Barbara.

Project code is released under the permissive Berkeley Standard Distribution open source license and invites community contributions which are also provided under the same BSD terms (OSI, n.d.).

Reflecting the tool’s full credits page at <https://global-plastics-tool.org/#about-people> at time of writing, the tool’s team also acknowledges and thanks Elijah Baker for policy research, Carl Boettiger for early project advice, Kelly Wang for communications, Linda Nakasone for reporting some bugs (open source community process), and Thought Lab for development of the general public page at <https://plasticstreaty.berkeley.edu/> which complements the tool. Furthermore, this paper acknowledges and thanks:

- Color Brewer for color schemes (Brewer et al., 2013).
- draw.io tools for diagramming (Diagrams.net, 2023).
- All open source libraries in the project README at <https://github.com/SchmidtDSE/plastics-prototype>.
- Pandoc for markdown to latex conversion (MacFarlane, 2022).
- The “Sage Harvard” CSL file (CSL, 2022).

Note that, for transparency, the tool also maintains a formal version-controlled and standards-compliant “humans.txt” (<https://global-plastics-tool.org/humans.txt>) with comprehensive and detailed individual credits for the entire project which is current at time of this paper’s submission (Bernabeu et al., 2012). Finally, thank you to policy makers who have used and considered the tool.

9 Conflicts of interest

We do not have any conflicts to disclose.

Works Cited

- Abspoel L, Mayer I, Keijser X, Warmelink H, Fairgrieve R, Ripken M, Abramic A, Kannen A, Cormier R and Kidd S (2021) Communicating maritime spatial planning: The MSP challenge approach. *Marine Policy* 132: 103486.
- Alfredson and Cungu A (2008) Negotiation theory and practice: A review of the literature. Food; Agriculture Organization of the United Nations. Available at: <https://www.fao.org/3/bq863e/bq863e.pdf>.
- Appleton M (2022) Programming portals. Available at: <https://maggieappleton.com/programming-portals>.
- Atomiks (2017) Tippy.js. Atomiks. Available at: <https://atomiks.github.io/tippyjs/>.
- AWS (n.d.) What is a web application? Amazon Web Services. Available at: <https://aws.amazon.com/what-is/web-application/>.
- Basques K (2015) Why HTTPS matters. Google. Available at: <https://web.dev/articles/why-https-matters>.
- Bedford G (2021) ES module shims. Available at: <https://github.com/guybedford/es-module-shims/tree/main>.
- Benioff M (2023) Marc benioff on x. X Corp. Available at: <https://twitter.com/Benioff/status/1725254280339476487?s=20>.
- Berlow E (2010) Simplifying complexity. TED. Available at: https://www.ted.com/talks/eric_berlow_simplifying_complexity.
- Bernabeu J, Macias M, Manas C, Cabans A and Sutilo A (2012) Humans TXT. Available at: <https://humanstxt.org/>.
- Bitzer D, Braunfeld P and Lichtenberger W (1961) PLATO: An automatic teaching device. *IRE Transactions on Education* 4(4): 157–161.
- Blank J and Deb K (2020) Pymoo: Multi-objective optimization in python. *IEEE Access* 8: 89497–89509.

- Bostock M (2023a) D3 gallery. Observable. Available at: <https://observablehq.com/@d3/gallery>.
- Bostock M (2023b) D3.js. Observable.
- Brewer C, Harrower M, Sheesley B, Woodruff A and Heyman D (2013) ColorBrewer 2.0. The Pennsylvania State University.
- Brown J (n.d.) The importance of gameplay loops in game design. University of Advancing Technology. Available at: <https://blog.uat.edu/the-importance-of-gameplay-loops-in-game-design>.
- Brown M (2015a) Half-life 2's invisible tutorial. YouTube. Available at: <https://www.youtube.com/watch?v=MMggqenxuZc>.
- Brown M (2015b) Super mario 3D world's 4 step level design. Game Makers Toolkit. Available at: <https://www.youtube.com/watch?v=dBmIkEvEBtA>.
- Brown M (2017) Legend of zelda: Breath of the wild - an open world adventure. Game Makers Toolkit. Available at: <https://www.youtube.com/watch?v=vmIgjAM0uh0>.
- Brown M (2018) The world design of super metroid. Game Makers Toolkit. Available at: <https://www.youtube.com/watch?v=nn2MXwplMZA>.
- Brown M (2020) Storytelling in spaces: How level design can tell a story. Game Makers Toolkit. Available at: <https://www.youtube.com/watch?v=RwlnCn2EB9o>.
- Brown M (2023a) How nintendo solved zelda's open world problem. Game Makers Toolkit. Available at: <https://www.youtube.com/watch?v=CZzcVs8tNfE&themeRefresh=1>.
- Brown M (2023b) The world design of banjo-kazooie. Game Makers Toolkit. Available at: <https://www.youtube.com/watch?v=36wclKt4vdk>.
- Bruno B (2022) IP addresses - the next big privacy concern. Forbes. Available at: <https://www.forbes.com/sites/forbestechcouncil/2022/11/11/ip-addresses-the-next-big-privacy-concern/?sh=35635e1f4a81>.
- Brusilovsky P (1994) Explanatory visualization in an educational programming environment: Connecting examples with general knowledge. In: Blumenthal B, Gornostaev J, and Unger C (eds) *Human-Computer Interaction*. Berlin, Heidelberg: Springer Berlin Heidelberg, pp. 202–212. Available at: http://link.springer.com/10.1007/3-540-58648-2_38 (accessed 7 December 2023).

- Carson D (2000) Environmental storytelling: Creating immersive 3D worlds using lessons learned from the theme park industry. Available at: <https://www.gamedeveloper.com/design/environmental-storytelling-creating-immersive-3d-worlds-using-lessons-learned-from-the-theme-park-industry>.
- Case N, Patel A, Matuschak C, Makler C, Walker C, Tood H, Reich H, Schaedler J, Horowitz J, Rizwan O and Tucker T (2021) Explorabl.es. Available at: <https://explorabl.es/>.
- Champion J (2020) Polyfill.io.
- CPHS (n.d.) What needs CPHS/OPHS review. University of California. Available at: <https://cphs.berkeley.edu/review.html>.
- CSL (2022) Sage-harvard.csl. Citation Style Language. Available at: <https://github.com/citation-style-language/styles/blob/master/sage-harvard.csl>.
- Denat A (2023) Simple bar. BrowserStack. Available at: <https://grsmto.github.io/simplebar/>.
- Diagrams.net (2023) jgraph. Available at: <https://app.diagrams.net>.
- Dragicevic P, Jansen Y, Sarma A, Kay M and Chevalier F (2019) Increasing the transparency of research papers with explorable multiverse analyses. In: *Proceedings of the 2019 CHI conference on human factors in computing systems*, Glasgow Scotland Uk, 2 May 2019, pp. 1–15. ACM. Available at: <https://dl.acm.org/doi/10.1145/3290605.3300295> (accessed 7 December 2023).
- Everett T (2013) Arithmetic.g4. ANTLR. Available at: <https://github.com/antlr/grammars-v4/blob/master/arithmetic/arithmetic.g4>.
- Ferdinandi C and Aukia J (n.d.) Tabby. Go Make Things LLC. Available at: <https://github.com/cferdinandi/tabby>.
- Few S (2019) The perceptual and cognitive limits of multivariate data visualization. Perceptual Edge. Available at: https://perceptualedge.com/articles/misc/Limits_of_Multivariate_Data_Vis.pdf.
- Geyer R, McCauley D, Biyani N, Pottinger AS and Martinez C (2023) Webinar launch: Policy simulation tool in support of the UN global plastics treaty. University of California. Available at: <https://dse.berkeley.edu/plastics-tool-webinar>.
- Hayes N (2023) Data visualization for education: When asking questions is the answer. Available at: <https://stamen.com/data-visualization-for-education->

when-asking-questions-is-the-answer/.

Hetherington ED and Phillips AA (2020) A scientist's guide for engaging in policy in the united states. *Frontiers in Marine Science* 7: 409.

Hocking C (2007) Ludonarrative dissonance in bioshock. Click Nothing.

Holt M (2015) Papa parse. Papa Parse. Available at: <https://www.papaparse.com/>.

Jean S, Gilbert L, Medema W, Keijser X, Mayer I, Inam A and Adamowski J (2018) Serious games as planning support systems: Learning from playing maritime spatial planning challenge 2050. *Water* 10(12): 1786.

JetBrains (n.d.) Introduction to DSL. Hyperskill. Available at: <https://hyperskill.org/learn/step/38484>.

JM8 (2023) Modern difficulty systems are broken and boring. Available at: <https://www.youtube.com/watch?v=X07u0txhWlY>.

Jones A, Johnston E, Cheung L, Zahar Y, Kapmeier F, Bhandari B, Sterman J, Rooney-Varga J and Reed C (2022) Facilitator guide to the en-ROADS climate workshop. Climate Interactive. Available at: <https://img.climateinteractive.org/2022/03/En-ROADS-Workshop-facilitator-guide-v32.pdf>.

Katz Y (2019) Handlebars. Handlebars. Available at: <https://handlebarsjs.com/>.

Keith DR, Naumov S and Sterman J (2017) Driving the future : A management flight simulator of the US automobile market. *Simulation & Gaming* 48(6): 735–769.

Kiers B (2020) Tiny language for ANTLR 4. Available at: <https://github.com/bkiers/tiny-language-antlr4/tree/master>.

Legaspi Z (2023) UN talks to end global plastic pollution resume in paris. Vatican News.

MacFarlane J (2022) Pandoc. Available at: <https://pandoc.org/>.

Majmudar K (2020) Function of vistas and views in game design. NYC Design. Available at: <https://medium.com/nyc-design/function-of-vistas-and-views-in-game-design-5bd069cfc05f>.

MDN (2023a) Beacon API. Mozilla Corporation. Available at: https://developer.mozilla.org/en-US/docs/Web/API/Beacon_API.

- MDN (2023b) Caching. Mozilla Corporation. Available at: https://developer.mozilla.org/en-US/docs/Web/Progressive_web_apps/Guides/Caching.
- Meeks E (2018) What video games have to teach us about data visualization. Data Visualization Society. Available at: https://medium.com/@Elijah_Meeks/what-video-games-have-to-teach-us-about-data-visualization-87c25ff7c62f.
- NIH (n.d.) Definition of human subjects research. National Institutes of Health. Available at: <https://grants.nih.gov/policy/humansubjects/research.htm>.
- Nolin J (1999) Timing and sponsorship: The research to policy process and the european union's kyoto proposal. *Minerva*: 165–181.
- Nutt C and Hayashida K (2012) The structure of fun: Learning from super mario 3D land's director. Informa. Available at: <https://www.gamedeveloper.com/design/the-structure-of-fun-learning-from-i-super-mario-3d-land-is-director>.
- O'Sullivan B (2018) Write DSLs and code faster. DEV Community. Available at: <https://dev.to/barryosull/write-dsls-and-code-faster-20me>.
- OpenJS (2023a) Grunt. OpenJS Foundation. Available at: <https://gruntjs.com/>.
- OpenJS (2023b) QUnit. OpenJS Foundation. Available at: <https://qunitjs.com/>.
- OSI (n.d.) The 3-clause BSD license. Open Source Initiative. Available at: <https://opensource.org/license/BSD-3-clause/>.
- Osmani A (2023) *Learning JavaScript Design Patterns: A JavaScript and React Developer's Guide*. Second edition. Beijing Boston Farnham Sebastopol Tokyo: O'Reilly.
- Parr T (2023) ANTLR. ANTLR. Available at: <https://www.antlr.org/>.
- Popper (2021) Floating UI. Available at: <https://popper.js.org/>.
- Portnow J (2022) How disney inspired a generation of developers. Available at: <https://www.youtube.com/watch?v=l4cxstiC5LY>.
- Pottinger A (2022) When accuracy isn't enough: Visualization and game design. Available at: <https://towardsdatascience.com/when-accuracy-isnt-enough-visualization-and-game-design-48b95425130a>.
- Pottinger AS (2023) PlantLang. Available at: <https://github.com/sampottinger/PlantLang>.

- Pottinger AS and Zarpellon G (2023) Pyafscgap.org: Open source multi-modal python-basedtools for NOAA AFSC RACE GAP. *Journal of Open Source Software* 8(86): 5593.
- Ribeiro MT, Singh S and Guestrin C (2016) "Why should i trust you?": Explaining the predictions of any classifier. In: *Proceedings of the 22nd ACM SIGKDD international conference on knowledge discovery and data mining*, San Francisco California USA, 13 August 2016, pp. 1135–1144. ACM. Available at: <https://dl.acm.org/doi/10.1145/2939672.2939778> (accessed 18 November 2023).
- Rooney-Varga JN, Kapmeier F, Sterman JD, Jones AP, Putko M and Rath K (2020) The climate action simulation. *Simulation & Gaming* 51(2): 114–140.
- Salman F (n.d.) UAParser.js. UAParser.js. Available at: <https://uaparser.js.org/>.
- Schell J (2019) *The Art of Game Design: A Book of Lenses*. Third edition. Boca Raton: Taylor & Francis, a CRC title, part of the Taylor & Francis imprint, a member of the Taylor & Francis Group, the academic division of T&F Informa, plc.
- Schlossberg T (2023) How to end plastic pollution on earth for good. The Washington Post. Available at: <https://www.washingtonpost.com/opinions/interactive/2023/plastic-pollution-united-nations-agreement-science-recycle/>.
- Shea C (2021) Art of the level: Why breath of the wild's great plateau is gaming's greatest tutorial. IGN Games. Available at: <https://www.ign.com/videos/why-breath-of-the-wilds-great-plateau-is-gamings-greatest-tutorial-art-of-the-level>.
- Shneiderman B and Plaisant C (2006) Strategies for evaluating information visualization tools: Multi-dimensional in-depth long-term case studies. In: *Proceedings of the 2006 AVI workshop on Beyond time and errors: Novel evaluation methods for information visualization*, Venice Italy, 23 May 2006, pp. 1–7. ACM. Available at: <https://dl.acm.org/doi/10.1145/1168149.1168158> (accessed 18 November 2023).
- Shvets A (n.d.) Facade. Refactoring.Guru. Available at: <https://refactoring.guru/design-patterns/facade>.
- Stewart B (2011) Personality and play styles: A unified model. Available at: <https://www.gamedeveloper.com/design/personality-and-play-styles-a-unified-model>.

- Strumenta (2022) What advantage can you get from a DSL? LinkedIn. Available at: <https://www.linkedin.com/pulse/what-advantage-can-you-get-from-dsl-strumenta/>.
- Sturluson S (2019) Experiments with antlr. Available at: <https://snorristurluson.github.io/AntlrCalc/>.
- Swain D (2023) Climate researchers need support to become scientist-communicators. *Nature* 624(7990): 9–9.
- Takahashi D and Nelson R (2018) Red dead redemption 2: A deep dive into rockstar’s game design. Available at: <https://venturebeat.com/2018/12/05/red-dead-redemption-a-deep-dive-into-rockstars-game-design>.
- Tufte ER (2006) *The Cognitive Style of PowerPoint: Pitching Out Corrupts Within*. 2nd ed. Cheshire, Conn: Graphics Press.
- Tyler C (2013) Top 20 things scientists need to know about policy-making. Available at: <https://www.theguardian.com/science/2013/dec/02/scientists-policy-governments-science>.
- UN (2023) Hopes rising for historic treaty to curb plastic pollution. United Nations News. Available at: <https://news.un.org/en/interview/2023/11/1143727>.
- UNEP (2022) Resolution adopted by the united nations environment assembly on 2 march 2022. United Nations Environment Programme. Available at: <https://wedocs.unep.org/xmlui/bitstream/handle/20.500.11822/39764/END%20PLASTIC%20POLLUTION%20-%20TOWARDS%20AN%20INTERNATIONAL%20LEGALLY%20BINDING%20INSTRUMENT%20-%20English.pdf?sequence=1&isAllowed=y>.
- UNEP (2023a) Third session of negotiations on an international plastics treaty advance in nairobi. United Nations Environment Programme. Available at: <https://www.unep.org/news-and-stories/press-release/third-session-negotiations-international-plastics-treaty-advance>.
- UNEP (2023b) Zero draft of the international legally binding instrument on plastic pollution, including in the marine environment. United Nations Environment Programme. Available at: <https://wedocs.unep.org/handle/20.500.11822/43239?show=full>.
- Victor B (2011) Explorable explanations. Bret Victor. Available at: <http://worrydream.com/ExplorableExplanations/>.
- Victor B (2012) Stop drawing dead fish. In: *ACM SIGGRAPH*, 2012. Available

at: <https://vimeo.com/115154289> (accessed 17 November 2013).

Victor B (2014) The humane representation of thought. In: *ACM UIST*, 2014. Available at: <https://vimeo.com/115154289> (accessed 17 November 2013).

Visalli ME, Best BD, Cabral RB, Cheung WWL, Clark NA, Garilao C, Kaschner K, Kesner-Reyes K, Lam VWY, Maxwell SM, Mayorga J, Moeller HV, Morgan L, Crespo GO, Pinsky ML, White TD and McCauley DJ (2020) Data-driven approach for highlighting priority areas for protection in marine areas beyond national jurisdiction. *Marine Policy* 122: 103927.

Walsh A (2019) Giving permission for adults to play. *Journal of Play in Adulthood* 1(1): 1–14.

West M (2008) The whimsy of domain-specific languages. Game Developer. Available at: <https://www.gamedeveloper.com/programming/the-whimsy-of-domain-specific-languages>.

WWF (n.d.) Plastic pollution treaty. World Wide Fund For Nature.

Zylinski K (2023) Hot reload gameplay code. Available at: <http://zylinski.se/posts/hot-reload-gameplay-code/>.