

"Paraphrasing The Original Text" Makes High Accuracy Long-Context QA

Yijiong Yu¹, Zhe Zhou¹, Zhixiao Qi¹, Yongfeng Huang¹

¹ Tsinghua University

{yuyj22, zhouzhe20, qzx21}@mails.tsinghua.edu.cn, yfhuang@tsinghua.edu.cn

Abstract

Most open-source generative language models currently have a context window of no more than 4k, limiting their ability when facing long text. Even models with longer context windows cannot guarantee satisfactory accuracy on long-context problems. To tackle this issue, we explore from the perspective of training data and theoretically demonstrate that improving the capability to handle long contexts requires "effective" rather than simply "long" data. Based on this insight, we propose using the "original text paraphrasing" task and successfully extend the context window of existing models to 32k through a low-cost and effective method. Our fine-tuned model achieves state-of-the-art accuracy in multi-document-QA among models of comparable scale. The model and training data have been made available on [HuggingFace](#).

1. Introduction

Many open-source generative language models have achieved text generation capabilities even comparable to GPT-3.5 [1]. However, most have a context window limited to approximately 4k tokens, restricting their application to tasks involving extremely long documents or multi-turn interactions. While more powerful models are publishing with longer context windows, such as GPT-4-128K [1] and Claude-2-200K [2], they are usually not open-source due to the high training costs and need to protect confidential training data. Similar open-source works such as Llama-yarn [3] and LongAlpaca [4] have claimed to extend the context window to 32k tokens or more but still demonstrate unsatisfactory accuracy and often suffer from "lost in the middle" [5] problem (forgetting information located in the middle of a long context) in long-form conversation, which indicates their context window extension are not so successful.

Due to the enormous cost of training a powerful long-context LLM from scratch, many previous works attempt to make existing LLMs with small context windows adaptable to extremely long texts through low-cost improvements to the model or data, including refining the model's position encoding, further pretraining or fine-tuning, or reorganizing the form of the input text. However, currently no fine-tuning

method has achieved an LLM with perfect long context performance, and while refining the form of prompt may bring significant improvements to powerful LLMs [6], it may not work for a LLM whose inherent long-context ability is relatively weak. What is more, most such works have not finely designed their training data, causing few of them have explored training data effectiveness in detail. With this background, our research focuses primarily on **enhancing inherent long-context capabilities of LLM through fine-tuning, without specifically designing the input format, significantly modify the model's structure, or increase its parameter scale.**

To achieve this, in this paper, we first propose the theory of the data effectiveness for long-context training, which analyzes reasons for the "lost in the middle" problem and discovered the information distribution biases of the training data as an important factor. Subsequently, to mitigate this unfavorable influence, we design a more reasonable and effective fine-tuning dataset using "original text paraphrasing" as the task. Finally, we successfully train a model and evaluate it to confirm its excellent long-context capability.

The main contributions of this paper are as follows:

- We point out that an important reason why previous models are prone to getting "lost in the middle" [5] is that the information distribution of the training data has significant biases, and accordingly propose methods to improve the training data.
- We construct the Long-Instruction dataset, an "effective" long context instruction-tuning dataset containing tens of thousands of high-quality Chinese and English samples.
- We expand the context window of the model by low-cost QLoRA [7] fine-tuning method, and prove the excellent long-context capability of it through multi-dimensional evaluations, as well as the effectiveness of our training data.

2. Related Work

2.1 Position Embedding Interpolation

The primary problem LLM faces with long texts is the insufficiency of position embeddings. Therefore, some degree of modification to the model structure is needed. Most open-source models including Llama [8], Qwen [9], use ROPE [10] as position encoding method, which can encode any relative position, but has limited extrapolation ability.

When the input length is far greater than the preset context window, the model output degrades significantly.

Training a model from scratch with a sufficiently large context window incurs unacceptable costs, and data collection is also extremely difficult. Is it possible to extrapolate from existing models at low cost to endow it with long-context capabilities? Luckily, there have been many relevant studies, such as PI [11] (linear position interpolation), "NTK-aware" Interpolation [12], and Yarn [3]. These methods interpolate ROPE and then fine-tune with a small amount of long-context data to exponentially expand the original model's context window, which is more effective than extrapolation. For example, Qwen-14B comes with the Dynamic-NTK method, which allows the model to automatically adapt to texts longer than 8k during inference, even though it only uses samples of 2k length during training, while still maintaining answer quality. Those interpolation methods are also adopted in our trained model.

2.2 Training with Long-Form Data

Since LLM's capabilities are obtained through training on large amounts of data, using long-form data to train models is the most straightforward way to enhance their long context abilities. It is generally believed that those closed-source long-context LLMs are obtained by training with a huge amount of high-quality and long-context corpora.

For pretraining, existing methods typically concatenate samples from the original pretraining datasets to a longer length such as 32k. While instruction fine-tuning is more difficult, because specific long-context tasks need to be designed. Classic long-context tasks include: multi-document question answering, single document question answering, long text summarization, continuous multi-turn interaction, etc. The design of fine-tuning datasets generally follows these task types, but in practice, building a dataset is not easy because the data requires both sufficient length as well as high quality.

The earliest open-source long-context instruction fine-tuning datasets are multi-doc-QA and book-sum [13], corresponding to multi-document question answering and book summarization tasks, respectively. Subsequently, the LongAlpaca-12k [4] dataset introduced paper question answering, paper summarization, paper comparison, and paper review tasks, and also incorporated about 30% of short text instruction data to ensure the model's short text question answering capability does not decline. However, until the start of my research, there was still such dataset in Chinese or other non-English language. Thus, we have constructed a new bilingual dataset in Chinese and English to make up the lack of data in this field.

2.3 Redesign the Form of Input Text

It is well known that using an appropriate prompt can significantly improve the model's inference performance. In long-context scenarios, a common method is to prompt the model to first give relevant evidence and then answer the question, which is similar to the idea of CoT [14]. This way can guide the model to retrieve relevant information from the

long text and then give answers based on this information. For example, the Claude-2.1 team proposed that adding the sentence "Here is the most relevant sentence in the context" [6] can improve the long context question answering accuracy from 27% to 98%.

In addition, refining the form of the input long text is also an effective method. Since long contexts often contain a lot of redundancy, LongLLMLingua [15] compresses long contexts, significantly shortening the text length, thereby improving LLM's performance and efficiency. Due to the model's inherent bias towards paying attention to the head and tail, Attention Sorting [16] significantly improves the model's utilization of documents through reordering of the input documents.

Although these works are not aimed at model training, they inspire us to find a direction to improve the form of training data.

3. Effectiveness of Long-Context Data

Based on our observations and practices, we propose the following hypothesis: **the training data and evaluation metrics used in most previous works on long-context capabilities of LLMs were not effective.** In this section, we will explain from macro and micro perspectives respectively why pretraining and instruction-tuning in previous works were always ineffective, and propose corresponding improvement methods.

3.1 From a Macro Perspective: Effectiveness of Samples

3.1.1 Most Areas in Long Texts Are Not Effectively Utilized

In theory, if we disregard computational resource limitations, the Transformer architecture [17] is capable of processing infinitely long texts. However, in reality, most language models, even those with extremely long context windows, often suffer from the "lost in the middle" [5] phenomenon. This means that the models struggle to capture relevant information located in the middle of long texts and tend to only focus on the information at the beginning and end. We have concluded through observation of most corpora for training that this bias is closely related to two characteristics of human language: "closer is more relevant" and "emphasis at the beginning and end."

The principle of "closer is more relevant" suggests that in most cases, even in very long texts, each word only needs to rely on a few nearby words to predict itself, without the need to consider distant words. In most cases, both humans and language models tend to continue writing or predicting the next word based on the preceding context within the same sentence or paragraph, while hardly focusing on distant words, which is a habit making continual writing more efficient and coherent, but also leading to forgetting or ignoring issues. Therefore, when facing the task of next token prediction, even though a long text is given, only the nearest a few tokens are effectively utilized, and thus the model tends to not engage in long-span attention. During pretraining, it is

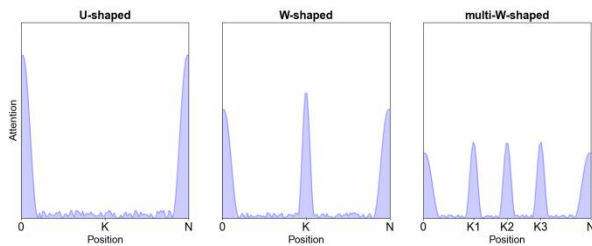


Figure 1. Three different patterns of the attention distribution. K represents the position of the key information in the middle and N represents the input sequence length. U-shaped, W-shaped, and multi-W-shaped attention refer to the traditional attention, attention expected for classical tasks, and attention expected for more complex tasks under long context, respectively. Note that the attention patterns here do not represent specific attention weights of certain layers or tokens, but rather general illustrations of the approximate trend of the attention to the context.

a typical method to concatenate multiple samples from different sources into a fixed length and use a special token to separate them, leading to the model being even less likely to perform long-span attention.

The "emphasis on the beginning and end" is another essential factor. Most structured human language data, such as news articles, academic papers, or encyclopedias, usually place important information at the beginning and end (following a "summary-introduction-conclusion" structure). Although the middle sections also contain important information, their information density is generally lower. Such imbalance leads models to prioritize information from the beginning and end. For example, when summarizing a long paper, models can give a nice response, only by focusing on the abstract and conclusion of it.

Because human language data exhibits these characteristics, language models trained on large-scale human language data also suffer from the same bias. Under this bias, when predicting the answer in a long context QA task, the model's attention distribution generally follows a U-shaped pattern, as shown in Figure 1. That means, the middle part of the long context, which accounts for the majority of the length, is hardly utilized when predicting the next token. As a result, we have found, even using a long-form corpus with sample length of 32k for pretraining, the trained model is still prone to ignoring the information in the middle and only paying attention to the nearest tokens.

3.1.2 Low PPL Does Not Mean Good Long-Context Capability

Most of the previous researches used Perplexity (PPL) on long texts to evaluate models' long-context capability. However, as mentioned in the previous section, in most human corpora, most words are almost only related to their closest contexts. Therefore, even if a model has low PPL for a very long text, it does not necessarily mean that it has paid effective long-span attention.

Some experimental phenomenons in previous works also prove this. LongLora method [4] has shown that during

training, using "shift short attention," an improved form of local attention, can enable the trained model to achieve the same low PPL on long texts as training with global attention. Attention Sinks [18] also suggests that during inference, without changing any model parameters, only by retaining the attention to the tokens at the beginning, as well as the nearest tokens within the context window when predicting the next token (corresponding to U-shaped attention), the model can achieve low PPL on very long texts.

On one hand, these studies indeed demonstrate that by using just local attention, LLMs can achieve low PPL on long texts and generate coherent, reasonable, and "high-quality" text. On the other hand, they also reveal that low PPL for long texts does not necessarily mean long-span attention, as they only pay local attention, which in theory, inherently leads to the forgetting of long-term information. There is an obvious contradiction between local attention and excellent long-context capability. From this, we can boldly infer that, it is highly likely that, in fact, a low PPL long-context LLM is providing seemingly reasonable answers by just using U-shaped attention, but may not accurately telling the facts consistent with the previous context. Therefore, we suggest using performances on specific long-context tasks, such as the accuracy in fact retrieval task, as evaluation metrics to assess long-context capability, instead of PPL.

3.1.3 Solution: Multi-document-QA

The above sections have shown that, due to biases existing in most corpora, most of the previous works on training and evaluating models for long context were not so effective and convincing. To address this, one natural approach is to use a corpus that does not possess the aforementioned two characteristics. However, due to the lack of such corpora, we propose only using a small amount of long text data for lightweight pretraining to allow the model to learn the ability to continuously generate long texts, while focusing the task of improving QA accuracy more on instruction fine-tuning. As for instruction fine-tuning, an instruction-tuning dataset consisting of samples where the key information is in the middle is needed. However, this does not mean that focusing on the beginning and end is unnecessary, instead, they are still essential, for example, users usually place their questions at the beginning or end. So, when dealing with instructions that emphasize the middle, models typically need to adopt a "W-shaped" attention pattern with 3 peaks (as shown in Figure 1), in order to predict the answers correctly.

For a Q&A sample, if a model needs to adopt a W-shaped attention pattern to provide correct answers, it is referred to as a W-shaped sample. Multi-document-QA, which is one of the most basic long-context task, provides a simple way to construct W-shaped samples. In this approach, the key document is placed in the middle, while a large number of unrelated documents are inserted elsewhere. Then, a question based on the key document is provided to the model, forcing

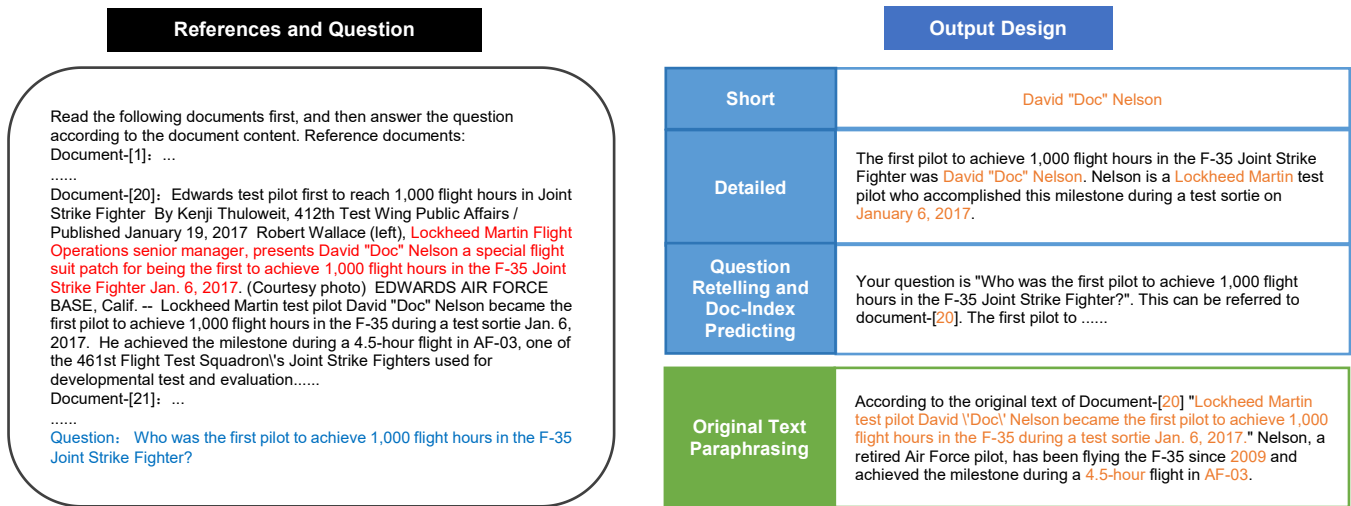


Figure 2. The output design methods of multi-doc-QA and **effective tokens (highlighted)** in the output.

the model to accurately locate the relevant document, capture and understand its information, and then provide answers. Thus, by training with such W-shaped data, it is possible to eliminate the bias of LLM towards using U-shaped attention and encourage it to pay a correct W-shaped attention. At this point, the problem of training long-context capability seems to have been simply resolved, but in fact, the problem is not that simple.

3.2 From a Micro Perspective: Effectiveness of Tokens

3.2.1 Definitions of Long-Context Effectiveness

Previous works on the multi-doc-QA task had shown that models trained on this task, although seems to have obtained the ability of long-context QA, still often struggle to accurately recall the correct document and suffer from "lost in the middle" issues. This is because the traditional multi-doc-QA samples are usually "pseudo-W-shaped" QA samples, with a low percentage of "long-context effective" tokens in the output. Definition of "long-context effective" tokens and "long-context ineffective" tokens in the scenarios of long-context QA are as follows:

Definition 1. "Long-Context Effective" Tokens are the tokens which require LLM to have to focus on distant contexts to predict them with a high probability. They are usually the keywords that determine whether the answer is correct and conforms to the previous context.

Definition 2. "Long-Context Ineffective" Tokens are the tokens that can be simply predicted just based on LLMs' common sense or guessing and reasoning abilities, as well as the attention to the nearest tokens, without a W-shaped attention. They only affect the coherence of the answer, but do not determine whether it is factually correct.

Going further, a piece of instruction-tuning data can only be considered an "long-context effective" sample, if it has a sufficient percentage of "long-context effective" tokens in its

output (we ignore the tokens' effectiveness in the instruction (input) part, because their labels usually do not participate in loss calculation during instruction fine-tuning).

3.2.2 Traditional Multi-Doc-QA is Ineffective

As shown in Figure 2, for multi-doc-QA tasks, answers designed in traditional forms ("detailed") have a low percentage of effective tokens. Meanwhile, though the "short" answer has a 100% percentage of effective tokens, it may cause the model to tend to give too short answers, which does not align with human preferences and practical needs, causing the "short" type is usually not used in fine-tuning. To avoid this, Ziya-Reader-13B-v1.0 [19] introduced attention enhancement methods by adding "question retelling" and "document index prediction" tasks to the fine-tuning data, which aims to force the model to pay attention to distant information. However, the percentage of effective tokens is still low because the "document index" which only occupies one or two token is too short to help, and the "question" which is typically located at the beginning or end of the text, where the model already naturally focuses its attention, cannot be considered effective. The idea of refining the training data in this work was innovative, but it was a pity that the effectiveness of tokens was not analyzed deeply, resulting in a limited improvement.

We can summarize why previous work often struggled to achieve the desired performance in multi-document-QA tasks: The low percentage of effective tokens leads the optimization being trapped in local optimum. Too many "long-context ineffective" tokens may encourage the model to cunningly rely on its own knowledge, experience, and reasoning abilities, along with the recent preceding context, to generate an answer similar to the ground truth without properly focusing on the reference documents. This will cause a semblance during fine-tuning: the training loss decreases to a low level, but the optimization process fails to continue in the desired direction.

3.2.3 Solution: Original Text Paraphrasing

To enhance the "effectiveness" of data, we propose the "original text paraphrasing" task, as shown in Figure 2, based on the idea that the original texts are almost all effective because the model must extract them from the middle of the long context using a long-span attention. Such output design will force the model to learn to paraphrase the original text of the relevant document before providing an answer in the multi-doc-QA task. Additionally, because the paraphrased original text usually has a significant proportion of the output (usually greater than 50%), it contributes more to the training loss and helps guide the optimization process in the desired direction.

Some previous works have tried to prompt the model to paraphrase relevant parts of the original text to improve its long-context performance during inference. But we are the first to apply such text form to training. The subsequent experimental results also demonstrate that the "original text paraphrasing" task significantly improves the accuracy of the model in multi-doc-QA and multi-doc-retrieval tasks, without the need to design a special prompt.

4. Experiments

4.1 Position Embedding Refining

To demonstrate the long-context capability, firstly we need to obtain a model with a large context window. Qwen [9] comes with the Dynamic-NTK method, which allows for the expansion of the context window from 2k to over 8k. However, when facing approximately 16k tokens, the model's output will severely degrade. This is partly due to the issue of "Loss of Relative Local Distances" in the "NTK-aware" interpolation [3], and the too large scaling factor used by Qwen (expanding the context window to twice the length of the current text) amplifies this problem.

To enhance the scalability, we replace Qwen's built-in Dynamic-NTK method with the Dynamic-YARN method, which has less local positional information loss. Additionally, we reduce the scaling factor to "current text length + 512". After these modifications, the model is called Qwen-14b-chat-yarn, and can provide normal output without any extra training when facing 16k or longer input text.

4.2 Training Data Construction

The focus of data construction is on creating W-shaped data, which refers to the multi-doc Q&As with "original text paraphrasing". The specific construction process is as follows:

We use samples in Wudao 200GB open-source Chinese corpus [20] as reference documents (for English data, the CommonCrawl dataset [21] is used). Every 100 reference documents form a group, and We take the first document from each group, based on which, GPT-3.5-Turbo designs a question-answer pair under the prompt that the relevant original text must be provided in the answer. Then, the order of the 100 reference documents is shuffled to form a list of reference documents, and the question designed by GPT-3.5-Turbo is appended at the end as the instruction, with the answer designed by GPT-3.5-Turbo serving as the output.

Finally, we add the relevant document's number into the answer, so that the answer contains both "document index predicting" and "original text paraphrasing" tasks.

To enable the model to support various tasks in addition to multi-doc-QA in both Chinese and English, we created 3 new bilingual datasets, which includes book summaries, paper summaries, and paper question answering. Here is how they were created:

- Book Summaries: Internet sources are crawled to obtain the full text of books and their summaries or chapter summaries. The book's original text is used as the instruction, with the book's summary serving as the output.
- Paper Summaries: The full text of papers from Arxiv and CNKI is crawled, and the paper's main body is used as the instruction, with the paper's abstract serving as the output.
- Paper Question Answering: The full text of papers from Arxiv and CNKI is crawled, and a paragraph with no more than 4000 words is randomly selected. Based on this paragraph, GPT-3.5-Turbo generates a question-answer pair. Then, the entire paper is appended with the question designed by GPT-3.5-Turbo as the instruction, and the answer designed by GPT-3.5-Turbo is used as the output.

For the multi-doc-QA task, to reduce the training burden, we combine 5 question-answer pairs into one sample to share the same list of reference documents, forming a multi-turn question-answering format, which significantly reduces the number of training samples and increases the utilization of each sample.

To further increase the diversity of the data and ensure the model's generalization ability, we include 1000 short samples from the instruction fine-tuning datasets used by Alpaca [22] and Llama2-chinese [23], as well as 1000 English and Chinese long conversations selected from ShareGPT [24]. Finally, the dataset contains approximately 10000 samples in both Chinese and English.

4.3 Training Details

Although our theory has suggested that long-text pretraining may not be helpful to improving the accuracy of long-context question answering. However, since the model usually requires a small amount of training to adapt to interpolated position embeddings, we still conducted lightweight pretraining to facilitate faster convergence during the instruction fine-tuning phase.

We selected individual samples over 16k words from multiple Chinese and English corpora to create a long-text pretraining dataset, named LongData-Corpus. Then, using the Qlora training method, we fine-tuned all the Linear layers and layer_norm layers of Qwen, with the following parameters: `lora_rank=16`, `lora_alpha=64`, `lora_dropout=0.1`, `batchsize=64`, `learning_rate=5e-5`, `lr_scheduler_type="linear"`, and `warmup_ratio=0.01`. Pretraining was stopped after only 100 steps, as the loss had almost ceased to decrease significantly.

In the instruction fine-tuning phase, only the output part was involved in the loss calculation, while the instruction part

Model	Accuracy (en)	Accuracy (zh)
GPT-3.5-turbo-16k	0.88	0.81
chatglm3-32k	0.815	0.725
Qwen-14b-chat	0.24	0.525
Qwen-14b-chat-yarn-32k-tradition	0.26	0.34
Qwen-14b-chat-yarn-32k-paraph	0.945	0.94

Table 1. The accuracy of models on PassageRetrieval_en and PassageRetrieval_zh.

was not. We used Qlora training method to fine-tune all the linear layers of Qwen, with other parameters the same as mentioned above. The model was trained 2500 steps on a single A800, taking 156 hours. The fine-tuned Qwen model is named Qwen-14b-chat-yarn-32k-paraph. In addition, we used almost the same training data and methods, but only used "document index prediction" without "original text paraphrasing" in the multi document question answering data. We trained a model as the baseline, named Qwen-14b-chat-yarn-32k-tradition.

5. Experimental Results

5.1 Evaluation of Retrieval

Since QA and summarization tasks are both types of free text generation tasks, there is currently no unified evaluation metric. Therefore, we choose PassageRetrieval-en and PassageRetrieval-zh dataset from LongBench [Y. Bai et al. 23], as the evaluation dataset, with accuracy as the evaluation metric. PassageRetrieval is a dataset for multi-document-retrieval, which requires the model to choose the most relevant paragraph's index given a short summary. Multi-document-retrieval can be viewed as a sub-task and also the primary task of multi-document-QA, and the accuracy of retrieval greatly affects the correctness of answering.

The evaluation results are shown in Table 1. All the evaluated models are instruction-tuned. When evaluating, we did not prompt the model to paraphrase the original text, but just asked it to directly provide the paragraph number, which proved that "Paraphrasing the Original Text" task improves the intrinsic ability of the model during the training phase, while during the inference phase, it might not be so necessary.

On PassageRetrieval, Qwen-14b-chat-yarn-32k-paraph significantly outperforms other models of the same scale, even surpassing GPT-3.5-turbo-16k by a large margin. However, the baseline model, Qwen-14b-chat-yarn-32k-tradition, although having almost

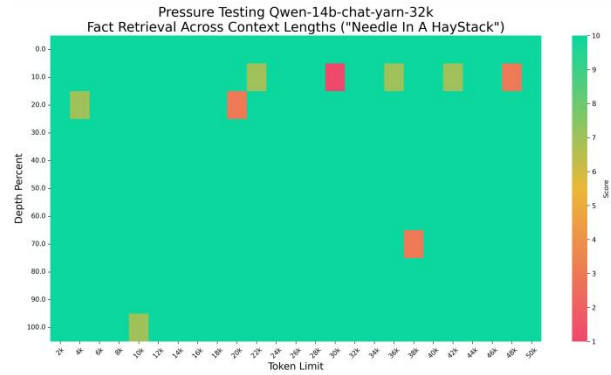


Figure 3. Qwen-14b-chat-yarn-32k-paraph's performance in "Needle in a Haystack" experiment shows it can handle a longer than 50k context well.

the same training dataset as Qwen-14b-chat-yarn-32k-paraph, with the only difference is not having the "original text paraphrasing" task in the multi-document-QA samples, performs much worse. The above results demonstrate that the "original text paraphrasing" task effectively enhances the model's ability to handle long texts and significantly reduces the issue of "lost in the middle".

Due to the short average sample length of LongBench [25], we conducted a more challenging "Needle In a Haystack" experiment [26] on our model, whose results are shown in Figure 3. It can be observed that even when faced with more than 32k text, in most situations, our model accurately retrieves the "needle". In evaluation, although we let the model directly provide responses to the questions without invoking the "paraphrasing the original text" used in the training phase, the model still returns accurate responses. This indicates that the enhancement in the long-context abilities through "paraphrasing the original text" has occurred at the training stage, hence there is no need for a carefully crafted prompt at the inference stage (contrastingly, Claude2.1-200k depends on a specially designed prompt [6]). This underpins the robust inherent capabilities and generalization ability of our model.

5.2 Evaluation of Other Tasks

We demonstrate the effectiveness of our approach on a custom dataset of 50 multi-document-QA samples with lengths ranging from 8k to 24k. As shown in Table 2, we assess the models' responses using a GPT-3.5-Turbo scorer (0-100 points) and show that Qwen-14b-chat-yarn-32k-paraph gets the highest scores, while generating answers directly at inference time, the model still achieves a score of 78.82. In contrast, Qwen-14b-chat-yarn-32k-tradition, only achieves a much lower score of 59.4, and prompt it to paraphrase the relevant original text can hardly help, which indicates this prompt trick can only work for the models with good long-context capabilities. This comparative analysis demonstrates that our fine-tuning method is truly effective, leading to significant improvements in answer quality for multi-document-QA. Further, we evaluate our model's ability of summarization on QMSum of LongBench [Y. Bai et al. 23], which is a

	Directly answer	Paraphrase the relevant original text
Qwen-14b-chat	0	0
Qwen-14b-chat-yarn	49.02	58.80
Qwen-14b-chat-yarn-3 2k-tradition	59.40	59.46
Qwen-14b-chat-yarn-3 2k-paraph	78.82	85.29

Table 2. The scores of models on multi-doc-QA. We use two different prompts to test the models. The first prompt asks the model to provide an answer directly, while the second prompt asks the model to first paraphrase the relevant original text before providing an answer. Qwen-14b-chat scores 0 points because it cannot output normally when facing text longer than 16k.

Model	Score
Qwen-14b-chat	0
Qwen-14b-chat-yarn	42.92
Qwen-14b-chat-yarn-32k-tradition	44.98
Qwen-14b-chat-yarn-32k-paraph	53.88

Table 3. The scores of models on QMSum. Qwen-14b-chat scores 0 points because it cannot output normally when facing text longer than 16k.

summarization task that requires summarizing meeting records based on user queries. We assess the models' responses using a GPT-3.5-Turbo scorer, too. As shown in Table 3, the results indicate that our model also performs significantly better than the other models in summarization tasks, even though summarization is not the main task in our research.

We also test if its general ability is compromised. After our fine-tuning, Qwen's average score on C-Eval [27] decreases from 69.1 to 60.8, but as an open-source long-context model, it still belongs to a good level, proving that our fine-tuning method preserves the general ability of the original model.

6. Conclusion

In this paper, we propose a novel method to enhancing a model's long-context capability through fine-tuning. We first theoretically explore the effectiveness of training data for LLM's long-context capability and construct a high-quality dataset. Then, through low-cost fine-tuning, we obtain a model with a 32k context window. Finally, through evaluations, we prove our trained model has achieved high

accuracy in long-context question-answering and provided a new idea to understand and solve the problem of "loss in the middle".

In the future, as the application areas expanding, the ability to handle long contexts will undoubtedly become an essential capability of LLM. We hope our research can be helpful to related works, and someday, the length of the context will no longer be a bottleneck for LLM.

7. Limitations and Prospects

There are still some limitations in our work:

- We have mainly considered the most basic problem type in long-context researches, multi-document-QA, which assumes that the information in the long context is sparse, and have not yet explored more complex ones. However, other non-sparse scenarios such as multi-document comparison, full-text summarization, and continuous interaction tasks, which require the model to adopt a "multi-modal" or "multi-W" shape (as shown in Figure 1) attention, have not been analyzed in detail yet, as they are more challenging and may involve more factors.
- The "effectiveness" of tokens we define in our hypothesis is only a qualitative and vague indicator, with some subjectivity. Treating the "original text" as effective tokens is a judgment based on empirical experience and has not undergone quantitative analysis. Moreover, it is not the case that tokens other than the original text are all "ineffective". More detailed and quantitative research may be needed in the future.
- Although "original text paraphrasing" enhances the model's ability to focus on the key part in a long context, we have found that it may alter the model's answering habits and result in excessively long and verbose responses even when it has been prompted not to do so. We suggest this drawback can be eliminated by slightly refining the fine-tuning data.

References

- [1] OpenAI, "GPT-4 Technical Report," arXiv, arXiv:2303.08774, Mar. 2023. doi: 10.48550/arXiv.2303.08774.
- [2] Anthropic, "Claude 2," Anthropic. Accessed: Nov. 15, 2023. [Online]. Available: <https://www.anthropic.com/index/claude-2>
- [3] B. Peng, J. Quesnelle, H. Fan, and E. Shippole, "YaRN: Efficient Context Window Extension of Large Language Models." arXiv, Aug. 31, 2023. Accessed: Sep. 26, 2023. [Online]. Available: <http://arxiv.org/abs/2309.00071>
- [4] Y. Chen *et al.*, "LongLoRA: Efficient Fine-tuning of Long-Context Large Language Models." arXiv, Sep. 21, 2023. doi: 10.48550/arXiv.2309.12307.
- [5] N. F. Liu *et al.*, "Lost in the Middle: How Language Models Use Long Contexts." arXiv, Jul. 31, 2023. doi: 10.48550/arXiv.2307.03172.

- [6] Anthropic, “Long context prompting for Claude 2.1,” Anthropic. Accessed: Dec. 28, 2023. [Online]. Available: <https://www.anthropic.com/index/claude-2-1-prompting>
- [7] T. Dettmers, A. Pagnoni, A. Holtzman, and L. Zettlemoyer, “QLoRA: Efficient Finetuning of Quantized LLMs.” arXiv, May 23, 2023. Accessed: May 27, 2023. [Online]. Available: <http://arxiv.org/abs/2305.14314>
- [8] H. Touvron *et al.*, “Llama 2: Open Foundation and Fine-Tuned Chat Models.” arXiv, Jul. 19, 2023. doi: 10.48550/arXiv.2307.09288.
- [9] J. Bai *et al.*, “Qwen Technical Report.” arXiv, Sep. 28, 2023. doi: 10.48550/arXiv.2309.16609.
- [10] J. Su, Y. Lu, S. Pan, A. Murtadha, B. Wen, and Y. Liu, “RoFormer: Enhanced Transformer with Rotary Position Embedding.” arXiv, Aug. 08, 2022. doi: 10.48550/arXiv.2104.09864.
- [11] S. Chen, S. Wong, L. Chen, and Y. Tian, “Extending Context Window of Large Language Models via Positional Interpolation.” arXiv, Jun. 28, 2023. Accessed: Sep. 26, 2023. [Online]. Available: <http://arxiv.org/abs/2306.15595>
- [12] E. Golikov, E. Pokonechnyy, and V. Korviakov, “Neural Tangent Kernel: A Survey.” arXiv, Aug. 29, 2022. doi: 10.48550/arXiv.2208.13614.
- [13] Together, “togethercomputer/Long-Data-Collections · Datasets at Hugging Face.” Accessed: Dec. 17, 2023. [Online]. Available: <https://huggingface.co/datasets/togethercomputer/Long-Data-Collections>
- [14] J. Wei *et al.*, “Chain-of-Thought Prompting Elicits Reasoning in Large Language Models.” arXiv, Jan. 10, 2023. Accessed: Jul. 02, 2023. [Online]. Available: <http://arxiv.org/abs/2201.11903>
- [15] H. Jiang *et al.*, “LongLLMLingua: Accelerating and Enhancing LLMs in Long Context Scenarios via Prompt Compression.” arXiv, Oct. 10, 2023. doi: 10.48550/arXiv.2310.06839.
- [16] A. Peysakhovich and A. Lerer, “Attention Sorting Combats Recency Bias In Long Context Language Models.” arXiv, Sep. 28, 2023. doi: 10.48550/arXiv.2310.01427.
- [17] A. Vaswani *et al.*, “Attention is All you Need,” in *Advances in Neural Information Processing Systems*, I. Guyon, U. V. Luxburg, S. Bengio, H. Wallach, R. Fergus, S. Vishwanathan, and R. Garnett, Eds., Curran Associates, Inc., 2017. [Online]. Available: https://proceedings.neurips.cc/paper_files/paper/2017/file/3f5ee243547dee91fbd053c1c4a845aa-Paper.pdf
- [18] G. Xiao, Y. Tian, B. Chen, S. Han, and M. Lewis, “Efficient Streaming Language Models with Attention Sinks.” arXiv, Sep. 29, 2023. doi: 10.48550/arXiv.2309.17453.
- [19] J. He *et al.*, “Never Lost in the Middle: Improving Large Language Models via Attention Strengthening Question Answering.” arXiv, Nov. 15, 2023. doi: 10.48550/arXiv.2311.09198.
- [20] BAAI, “Wudao Corpus.” Accessed: Dec. 17, 2023. [Online]. Available: <https://data.baai.ac.cn/details/WuDaoCorporaText>
- [21] J. M. Patel, “Introduction to Common Crawl Datasets,” in *Getting Structured Data from the Internet: Running Web Crawlers/Scrapers on a Big Data Production Scale*, J. M. Patel, Ed., Berkeley, CA: Apress, 2020, pp. 277–324. doi: 10.1007/978-1-4842-6576-5_6.
- [22] Rohan Taori, Ishaan Gulrajani, and Tianyi Zhang, “Stanford Alpaca: An Instruction-following LLaMA model.” Accessed: Jan. 02, 2024. [Online]. Available: https://github.com/tatsu-lab/stanford_alpaca
- [23] FlagAlpha, “FlagAlpha/Llama2-Chinese.” Dec. 17, 2023. Accessed: Dec. 17, 2023. [Online]. Available: <https://github.com/FlagAlpha/Llama2-Chinese>
- [24] RyokoAI, “RyokoAI/ShareGPT52K · Datasets at Hugging Face.” Accessed: Dec. 17, 2023. [Online]. Available: <https://huggingface.co/datasets/RyokoAI/ShareGPT52K>
- [25] Y. Bai *et al.*, “LongBench: A Bilingual, Multitask Benchmark for Long Context Understanding.” arXiv, Aug. 28, 2023. doi: 10.48550/arXiv.2308.14508.
- [26] gkamradt, “LLMTest_NeedleInAHaystack: Doing simple retrieval from LLM models at various context lengths to measure accuracy.” Accessed: Dec. 29, 2023. [Online]. Available: https://github.com/gkamradt/LLMTest_NeedleInAHaystack
- [27] Y. Huang *et al.*, “C-Eval: A Multi-Level Multi-Discipline Chinese Evaluation Suite for Foundation Models.” arXiv, May 16, 2023. doi: 10.48550/arXiv.2305.08322.