

“Paraphrasing The Original Text” Makes High Accuracy

Long-Context QA

Yijiong Yu¹, Zhe Zhou²

1. Department of Electronic Engineering, Tsinghua University; yuyj22@mails.tsinghua.edu.cn
2. Department of Automation, Tsinghua University

Abstract

Although LLMs continue to iterate and improve, most open-source models still have a context window of no more than 4k, limiting their ability to handle long-context problems. Most existing open-source models for long-context chat still lack satisfactory accuracy. To address this issue, I approach it from the perspective of training data and theoretically prove that training the capability to handle long contexts requires "effective" rather than "long" data. Based on this, I propose using the "original text paraphrase" task, and successfully extend the context window of the existing model to 32k by a low-cost and effective method, achieving extremely high accuracy in multi-document-QA and surpassing all existing open-source models of the same scale. The model and training data have been open-sourced on [HuggingFace](#) and [WiseModel](#).

Keywords: LLM, instruction fine-tuning, context window expansion, training data

1. Introduction

Many open-source LLMs now have text generation capabilities close to or even over GPT-3.5 [1]. However, most open-source models have a context window of no more than 4k, limiting their applicability to handling tasks such as extremely long documents or multi-turn interactions. While there are powerful long text models available, such as GPT-4-128K [1] and Claude-2-200K [2], they are not open source due to the high training cost and the need to keep the training data confidential. On the other hand, open-source models like Llama-yarn [3] and LongAlpaca [4] have claimed to extend the context window to 32k or longer, but their accuracy in long text chat is still unsatisfactory.

In this paper, I propose a low-cost and high-quality method for expanding the model's context window, enabling it to adapt to a 32k or longer context window while ensuring the quality of question answering results. I first theoretically prove what kind of data is needed to train a high-accuracy long text model, and based on this theory, I successfully used carefully designed fine-tuning data and the Qlora [5] training method to expand the context window of the Qwen-14B-chat [6] to 32k. This model achieves extremely high accuracy in question answering when faced with long reference documents, surpassing all existing open-source models of the same scale.

The main contributions of this paper are as follows:

- (1) I discuss the data type required for training long text models and propose the argument that relying solely on regular "long data" is ineffective, and instead, "W-shaped data" must be

used to address the "lost in the middle" problem [7].

- (2) I analyze the reasons for the low accuracy of previous models in long text scenarios and proposing the argument that the "effectiveness" of the output in long text instruction fine-tuning data is crucial.
- (3) By using "effective" instruction fine-tuning data, I have trained a LLM with extremely high accuracy in long text question answering through the Qlora [5] method, demonstrating this low-cost and high-quality context window expansion approach.

2. Related Work

2.1 Pretrained Models

Qwen-14B [6] is a 14 billion parameter model from the Qwen series developed by Alibaba Cloud. It possesses strong capabilities in both Chinese and English and has achieved state-of-the-art performance on multiple leaderboards. Additionally, the model incorporates the Dynamic-NTK [3] method, which allows it to expand from its trained context window of 2k to over 8k during inference without a decrease in answer quality.

While Llama [8] remains the most popular structure among open-source models, it currently lacks native support for Dynamic-NTK due to its use of static ROPE [9]. As a result, Llama generally performs weaker than Qwen on long-text tasks.

2.2 Position Embedding Interpolation

Both Llama, Qwen, and most other open-source models employ ROPE, which has some extrapolation capability, but still struggles to meet the demands of very long context lengths. When the input length significantly exceeds the predefined context window, the model's output significantly degrades.

Training a model with a large enough context window from scratch is cost-prohibitive and poses significant challenges in data collection. Can we achieve long-text capability with existing models through a low-cost tuning? Position embedding interpolation methods provide a solution, which include PI (linear positional interpolation) [10], "NTK-aware" interpolation [11], Yarn [3], etc. These approaches interpolate ROPE and then fine-tune the model with a relatively small amount of long-text data to expand the context window.

2.3 Long-Text Tasks and Data

Typical long-text tasks include multi-document-QA, single-document-QA, summarization, multi-turn agent interaction [12], etc. Currently, the design of training data usually follows these task types.

As far as I am concerned, the earliest publicly available long-text instruction fine-tuning datasets were multi-doc-qa and book-sum [13], corresponding to multi-doc-QA and book summarization tasks, respectively. Subsequently, the LongAlpaca-12k [4] dataset was released, which added tasks such as paper-based question answering, paper summarization, paper comparison, and paper review. This dataset also includes approximately 30% of short-text

instruction fine-tuning data to reserve the model's ability to handle short-text tasks. However, these datasets are all in pure English, and until the start of my research, there still was not any long-text instruction fine-tuning data available in Chinese or other languages.

3. Theory: To Train Long-Context Capability, What Kind of Data is Needed?

LLMs learn from data, so can we use more data to train LLMs to achieve long context capability? This section will explore the data forms required to train the model to acquire long text capability.

3.1 From a Macro Perspective: Why is Long-Text Corpus not Enough?

3.1.1 Long Text is not effectively utilized

In theory, if we disregard computational resource limitations, the Transformer architecture is capable of processing infinitely long texts. However, in reality, most language models, even those with extremely long context windows, often suffer from the "lost in the middle" [7] phenomenon. This means that the models struggle to capture relevant information located in the middle of long texts and tend to focus only on the information at the beginning and end. This bias is closely related to two characteristics of human language: **"closer is more relevant"** and **"emphasis at the beginning and end."**

The principle of "closer is more relevant" suggests that in most cases, even in very long texts, each word only needs to rely on a few nearby words to predict itself, without the need to consider distant words. Both humans and language models tend to continue writing or predicting the next word based on the preceding context within the same sentence or paragraph, without focusing on distant words, in most cases, which is a habit making continuation writing more efficient, but also leading to forgetting issues. Therefore, in the task of next token prediction, even though a long text is given, only the nearest a few tokens are effectively utilized, and the model tends to not engage in long-range attention. During pretraining, LLMs typically concatenate multiple samples from different sources and use special tokens to separate them, leading to the model being even less likely to perform long-span attention.

The "emphasis on the beginning and end" of texts is another factor. Most structured human language data, such as news articles, papers, or encyclopedias, tend to place important information at the beginning and end (following a "summary-introduction-conclusion" structure). Although the middle sections also contains important information, their information density is often lower. Such bias leads models to prioritize information from the beginning and end. For example, when summarizing a long paper, models can give a nice response, only by focusing on the abstract, introduction, and conclusion of it.

Because human language data exhibits these characteristics, language models trained on large-scale human language data also suffer from the same bias. In other words, the "lost in the middle" phenomenon can be attributed to human behavior and language habits. Under this bias, when predicting the answer in a long context QA task, the model's attention distribution often follows a U-shaped pattern, as shown in **Figure 1**. That means, The middle part of the long

context, which accounts for the majority of the length, is hardly utilized when predicting the next token. As a result we have found, even using a maximum sample length of 32k during pretraining, the trained model still fails to effectively handle long context.

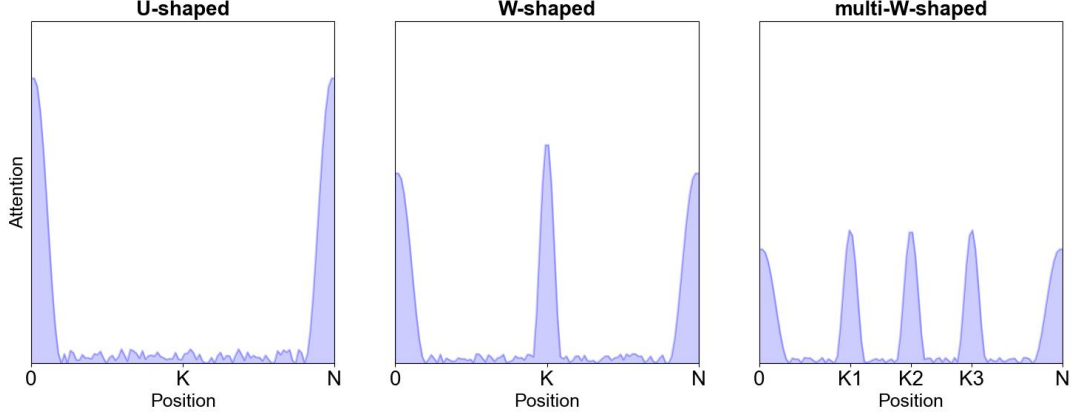


Figure 1. Different patterns of the attention distribution when LLM is trying to predict the answer in a long context. U-shaped attention is the most commonly used. In the classic multi-doc-QA task, W-shaped attention should be adopted. Further, as for more complex tasks such as multi-turn continuous interactions, multi-W-shaped attention is needed.

3.1.2 Low PPL is Not Equal to Good Long-Context Capability

Most of the previous research on long-context capability has used Perplexity (PPL) to evaluate models. However, as mentioned in the previous section, models only need to pay attention to nearby tokens and some initial tokens to generate coherent and reasonable text. Therefore, even if a model has low PPL for long texts, it does not necessarily mean that it can handle long-range attention effectively.

LongLora method [4] has shown that during training, using "shift short attention," an improved form of local attention, can enable the trained model to achieve the same low PPL on long texts as training with global attention. Attention Sinks [14] also suggests that during inference, without changing any model parameters, only by retaining the attention to the tokens at the beginning, as well as the nearest tokens within the context window when predicting the next token (very similar to the previously mentioned U-shaped attention), the model can achieve low PPL on very long texts.

On one hand, these studies indeed demonstrate that by using just local attention, LLMs can achieve low PPL on long texts and generate coherent, reasonable, and "high-quality" text. On the other hand, these studies also reveal that low PPL for long texts does not necessarily mean effective long-range attention, as they only utilize local attention. Local attention inherently leads to the forgetting of long-term information, resulting in the "lost in the middle" problem. Even though the model may provide seemingly reasonable answers, it cannot recall information located in the middle of long texts. There is an obvious contradiction between local attention and excellent long-context capability. From this, we can boldly infer that, it is highly likely that, in fact, a low PPL long-context LLM is providing seemingly reasonable answers by just using U-shaped attention, but not accurately telling the facts consistent with the previous context. Therefore, we suggest using performance on specific tasks as evaluation metrics to assess long-context capability,

as low PPL or low loss during training does not necessarily indicate excellent long-context capability.

3.1.3 Solution: Use W-shaped Texts

To address this bias, one natural approach is to use corpus that does not possess the aforementioned two characteristics, specifically data where the emphasis is in the middle. However, this does not mean that focusing on the beginning and end is unnecessary, instead, they are still essential, because in most instructions, users often place their questions at the beginning or end. So, when dealing with instructions that emphasize the middle, models must adopt a "W-shaped" attention pattern with 3 peaks (as shown in **Figure 1**, where K represents the position of the key information in the middle and N represents the current sequence length), in order to predict the answers correctly.

For a Q&A sample, if a model needs to adopt a W-shaped attention pattern to provide correct answers, it is referred to as a W-shaped sample. Multi-document question-answering is a typical example of W-shaped data. In this approach, the relevant document is placed in the middle, while a large number of unrelated documents are inserted elsewhere. Then, a question based on the relevant document is provided to the model, forcing the model to accurately locate the relevant document, capture and understand its information, and then provide answers. Thus, by training with such W-shaped data, it is possible to eliminate the bias of LLM towards using U-shaped attention and encourage it to pay a W-shaped attention.

At this point, the problem of training long-text capability seems to have been simply resolved, but in fact, the problem is not that simple.

3.2 From a Micro Perspective: Why Multi-Doc-QA Tasks Have Limited Effect?

3.2.1 Multi-Doc-QA is not Effectively Utilized

Previous works on the multi-doc-QA task had shown that models trained on this task, although seems to have obtained the ability of long-context QA, still often struggle to accurately recall the correct documents and suffer from "lost in the middle" issues. This is because the traditional multi-document-QA data is "pseudo-W" shaped, with a low percentage of "effective" tokens in the output.

Definition of "effective" tokens (in the scenarios of long-context fine-tuning): These tokens require LLM to have to adopt a "W"-shaped attention to predict them with a high probability. On the other hand, "ineffective" tokens refer to those tokens that can be predicted with a high probability just based on LLM's common sense, guessing, and reasoning abilities, even without the attention to the distant original text of the relevant reference. Going further, a piece of fine-tuning sample can only be considered "effective" or "real-W" shaped, if it has a sufficient percentage of "effective" tokens in its output (we ignore the tokens in the instruction part, because their labels usually do not participate in loss calculation during instruction fine-tuning).

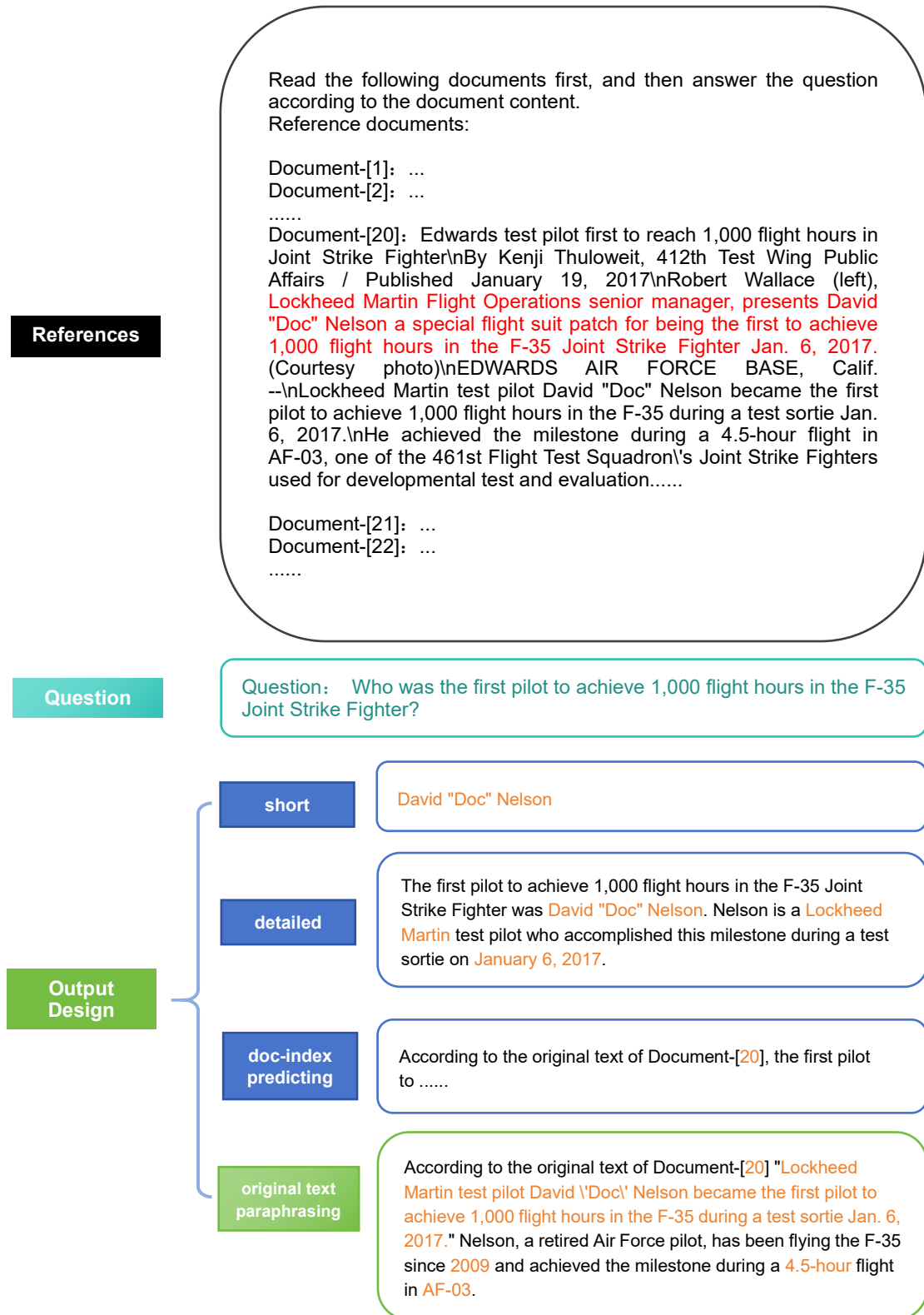


Figure 2. The output design methods of multi-doc-QA and **effective tokens** in the output.

As shown in **Figure 2**, traditional multi-document tasks have outputs with a low percentage of effective tokens, regardless of whether the output is "detailed" or with "doc-index predicting". Even though the "short" answer has a 100% percentage of effective tokens, it may cause the model

to tend to give short answers with very limited information, which does not align with human preferences and practical needs. So “short” type of output is generally not used.

Based on this, we can summarize why previous work often struggled to achieve the desired performance in multi-document-QA tasks: The low percentage of effective tokens in the output of traditional multi-document tasks leads the optimization process astray. This "ineffective" data causes the model to rely on its own knowledge, experience, and reasoning abilities, along with the recent preceding context, to generate answers without properly considering the reference documents. Although most tokens in this answer may be similar to the ground truth, which leads to a low training loss and perplexity, the optimization process fails to continue in the desired direction.

To address this issue, some related research has proposed improvements. For example, Ziya-Reader-13B-v1.0 [15] introduced attention enhancement methods by adding "question paraphrasing" and "document index prediction" tasks to the fine-tuning data, which aims to force the model to pay attention to distant information. However, the percentage of effective tokens is still low because the "question" is typically located at the beginning or end of the text, which are already regions where the model already naturally focuses its attention. That means, "question paraphrasing" only requires a U-shaped attention, and the "document index prediction" task, although requiring W-shaped attention, contributes very little to the loss as the document index itself consists of only one or two tokens, which are almost negligible compared to the entire sample.

3.2.2 Solution: Original Text Paraphrasing Task

To enhance the “effectiveness” of data, I propose the "**original text paraphrasing**" task, as shown in **Figure 2**, based on the idea that the original texts are almost all effective because the model must extract them from the middle of the long context. Such output design will force the model to paraphrase the original text of the relevant document before providing an answer in the multi-doc-QA task. Additionally, because the paraphrased original text is usually not short and has a significant proportion of the output (usually greater than 50%), it contributes more to the training loss and helps guide the optimization process in the desired direction. The subsequent experimental results also demonstrate that the "original text paraphrasing" task significantly improves the accuracy of the model in multi-doc-QA and multi-doc-retrieval tasks.

3.3 Limitations of the Theory

Although the above theory demonstrates the effectiveness of training models for long-text capabilities by "original text rephrasing" task, there are still several limitations that need to be noted.

- (1) The theory mainly focuses on the classic multi-document-QA task, which assumes that the information in the long context is sparse. However, in other non-sparse scenarios such as multi-document comparison, full-text summarization, and continuous interaction tasks, the model needs to adopt attention not in a "W" shape but in a "multimodal" or "multi-W" shape (as shown in **Figure 1**), simultaneously focusing on more than three relevant parts of the context. However, due to the softmax normalization of attention, this may result in suboptimal attention distribution when dealing with extremely long and information-dense

tasks. This issue may require improvements in the attention mechanism itself, and there are already some related studies addressing this, such as non-normalized attention. Therefore, the "multi-W" scenario, which is much more complex and challenging, is currently not covered in our theory.

- (2) The "effectiveness" of tokens in this theory is only a qualitative and vague indicator, with subjectivity and uncertainty. Treating the "original text" as effective tokens is a judgment based on empirical experience and has not undergone detailed quantitative analysis. Moreover, it is not the case that tokens other than the original text are all "ineffective". "Original text rephrasing" is not the only solution and may not necessarily be the optimal solution, because there may exist other types of effective data.
- (3) Although "original text rephrasing" enhances the model's ability to focus on the key part in a long context, it may alter the model's answering habits or result in excessively long and verbose responses, which are deviating from user's requirements. Whether the use of "original text rephrasing" data will cause a decline in the model's other capabilities, still needs to be investigated.

4. Experiment

4.1 Model Structure Modifications

Qwen comes with the Dynamic-NTK method, which allows for the expansion of the context window from 2k to over 8k. However, in my experiment, when using approximately 16k text for inference, the model's output severely decreases and even produces garbled text. This is partly due to the issue of "Loss of Relative Local Distances" in the "NTK-aware" interpolation [3], and the too large scaling factor used by Qwen (expanding the context window to twice the length of the current text), amplifies this problem.

To address this issue, I replaced Qwen's built-in Dynamic-NTK method with the Dynamic-YARN method, which has less local positional information loss. Additionally, I reduced the scaling factor to "current text length + 512". With these modifications to the model structure, Qwen can provide normal output even without any training when using approximately 16k of text for inference.

4.2 Training Data Construction

The focus of data construction is on creating W-shaped data, which refers to the multi-doc Q&As with "original text paraphrasing". The specific construction method is as follows:

I used Wudao 200GB open-source Chinese corpus [16] as reference documents (for English data, the CommonCrawl dataset [17] was used). Every 100 reference documents form a group, and I take the first document from each group, based on which, GPT-3.5 designs a question-answer pair under the prompt that the relevant original text must be provided in the answer. Then, the order of the 100 reference documents is shuffled to form a list of reference documents, and the question designed by GPT-3.5 is appended at the end as the instruction, with the answer designed by GPT-3.5 serving as the output.

To enable the model to support various tasks in addition to multi-doc-QA in both Chinese and

English, I created a Chinese version of the long-text instruction fine-tuning dataset by imitating existing English datasets. The datasets include book summaries, paper summaries, and paper question answering. Here is how they were created:

- (1) Book Summaries: Internet sources are crawled to obtain the full text of books and their summaries or chapter summaries. The book's original text is used as the instruction, with the book's summary serving as the output.
- (2) Paper Summaries: The full text of papers from CNKI is crawled, and the paper's main body is used as the instruction, with the paper's abstract serving as the output.
- (3) Paper Question Answering: The full text of papers from CNKI is crawled, and a paragraph with no more than 4000 words is randomly selected. Based on this paragraph, GPT-3.5 generates a question-answer pair. Then, the entire paper is appended with the question designed by GPT-3.5 as the instruction, and the answer designed by GPT-3.5 is used as the output.

For the multi-doc-QA task, to reduce the training burden, I combine 5 question-answer pairs into one sample, forming a multi-turn question-answering format. I also randomly remove irrelevant documents from the list of reference documents to control the sample length, which significantly reduces the number of training samples and increases the utilization of each sample.

To increase the diversity of the data and ensure the model's generalization ability, I also included 1000 short samples from the Chinese instruction fine-tuning dataset provided by Llama2-chinese [18], as well as 1000 Chinese long conversations selected from ShareGPT [19], in the final [long-text instruction fine-tuning dataset](#).

4.3 Training Details

Although previous researches such as LongLora [4] has shown that pretraining is not necessary and only sufficient data for instruction fine-tuning is needed to enable the model to perform long-text chat, my theory also suggests that long-text pretraining may not be effective in improving the accuracy of long-text question answering. However, since the positional encoding requires a short-term adaptation process after interpolation, I still conducted lightweight pretraining to facilitate faster convergence during the instruction fine-tuning phase.

I selected individual samples over 16k words from multiple Chinese and English corpora to create a long-text pretraining dataset, named [LongData-Corpus](#). Then, using the Qlora training method, I fine-tuned all the Linear layers and layer_norm layers of Qwen, with the following parameters: lora_rank=16, lora_alpha=64, lora_dropout=0.1, batch size=64, learning rate=5e-5, lr_scheduler_type="linear", and warmup_ratio=0.01. Pretraining was stopped after only 100 steps, as the loss had almost ceased to decrease significantly.

In the instruction fine-tuning phase, I used approximately 20,000 Chinese and English training samples. Only the output part was involved in the loss calculation, while the instruction part was not. I used Qlora training method to fine-tune all the linear layers of Qwen, with other parameters the same as mentioned above. The model was trained 2500 steps on a single A800, taking 156 hours. The training loss curve is shown in **Figure 3**. The fine-tuned Qwen model is named [Qwen-14b-chat-yarn-32k](#).

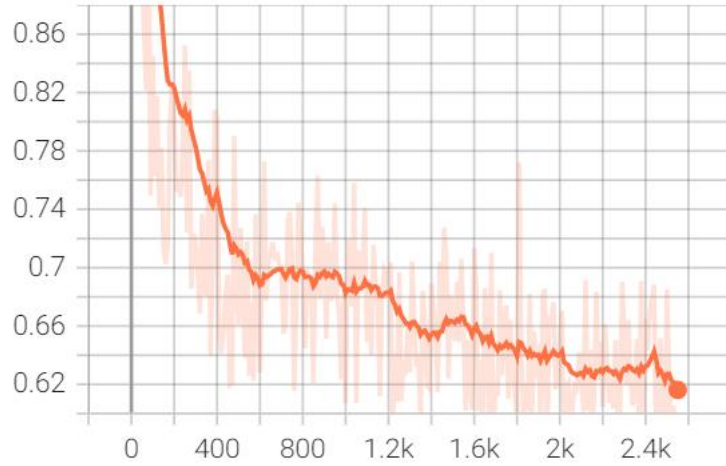


Figure 3. Training loss curve in the instruction fine-tuning phase

5. Experimental Results

Since QA and summarization tasks are both types of free text generation tasks, there is currently no unified evaluation metric. The commonly used Rouge-L metric also fails to reflect the true performance of models. Therefore, I choose PassageRetrieval-zh dataset from LongBench [20], as the evaluation dataset, with accuracy as the evaluation metric. PassageRetrieval-zh is a dataset for multi-document retrieval, where the task is, given a summary and multiple Chinese paragraphs, to predict the most relevant paragraph index. The dataset consists of 200 samples, with sample lengths ranging from 6000 to 10000 tokens (tokenized by Qwen’s tokenizer).

The evaluation results are shown in **Table 1**. All the evaluated model are instruction-tuned and support Chinese.

Model	Accuracy (en)	Accuracy (zh)
Qwen-14b-chat-yarn-32k	0.945	0.94
GPT-3.5-turbo-16k	0.88	0.81
chatglm3-32k	0.815	0.725
Qwen-14b-chat	0.24	0.525
Qwen-14b-chat-32k-lora	\	0.34
CausalLM-14b	\	0.086

Table 1. The accuracy of models on PassageRetrieval_en and PassageRetrieval_zh

On PassageRetrieval, Qwen-14b-chat-yarn-32k significantly outperforms other models of the same scale, even surpassing GPT-3.5-turbo-16k by a large margin. However, my previous model, Qwen-14b-chat-32k-lora, although having almost the same training dataset as Qwen-14b-chat-yarn-32k, with the only difference is not having the "original text paraphrasing" task in the multi-document-QA samples, performs much worse. The above results demonstrate that the "original text paraphrasing" task effectively enhances the model's ability to handle long texts and significantly reduces the issue of “lost in the middle”.

The model is also good at other long-context QA tasks, but because there is no unified evaluation metric, we use specific examples to demonstrate it: **Figure 4** shows a multi-doc-QA example to illustrate the difference in answer quality between the model trained with "original text paraphrasing" and the model trained with traditional data forms. It is evident that the model trained with "original text paraphrasing" provides completely correct original text and answers, while the other model produces answers that are completely inconsistent with the reference documents.

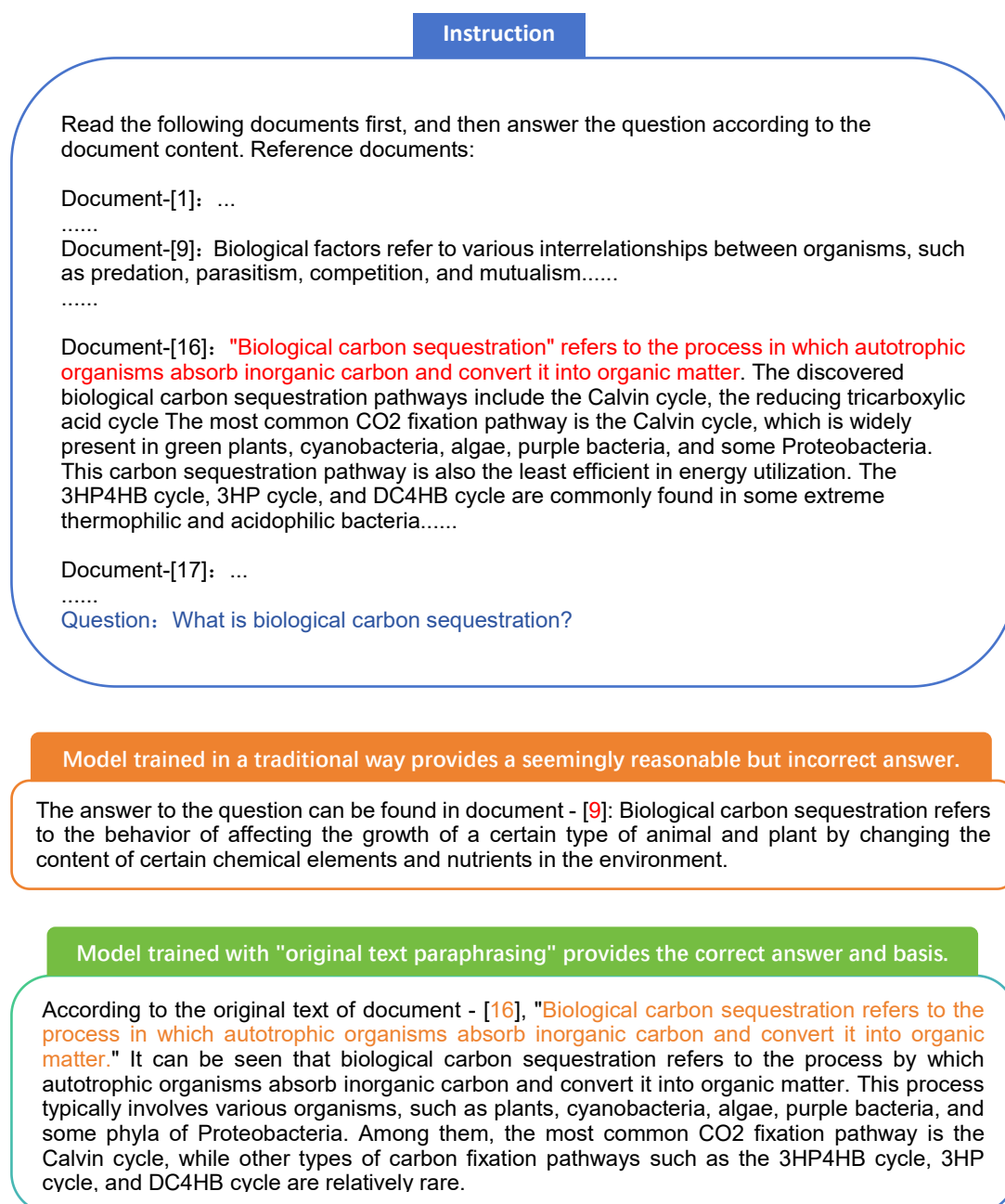


Figure 4. The difference in response quality between models trained with and without "original text paraphrasing" task. The quoted original text is highlighted.

6. Conclusion

This paper first theoretically explores the effective data format for training LLM's long-context capability and then constructs high-quality long text data based on this theory. Through low-cost fine-tuning, we make the model achieve high accuracy in long text question-answering.

However, the research is far from over, and there is still much room for improvement in existing models:

- 1) The fine-tuning data for instructions does not include samples where "there is no relevant information in any of the reference documents." This may cause the model to produce illusions and fabricate answers when there is no relevant information in the reference documents. The data may be improved in the future.
- 2) The types of training data for fine-tuning instructions are still not diverse enough, which may make it difficult to adapt to new scenarios of long texts, such as agent capabilities [12] or comparing two long documents. Increasing data diversity may be considered in the future.
- 3) Due to limited time and computing resources, the evaluation for the model is not extensive enough, and there is currently a lack of comprehensive capability evaluation.
- 4) Due to limited time and computing resources, I only trained and tested the model with a length of 32k. It remains to be studied whether the same approach can make the model adapt to a longer context window, such as 100k.

In the future, as the application areas of LLM continue to expand, the ability to handle long texts will undoubtedly become an essential capability of LLM. I hope my research can be helpful to other related works, and someday, the length of the context will no longer be a bottleneck for LLM.

References

- [1] OpenAI, "GPT-4 Technical Report," arXiv, arXiv:2303.08774, Mar. 2023. doi: 10.48550/arXiv.2303.08774.
- [2] "Claude 2," Anthropic. Accessed: Nov. 15, 2023. [Online]. Available: <https://www.anthropic.com/index/claude-2>
- [3] B. Peng, J. Quesnelle, H. Fan, and E. Shippole, "YaRN: Efficient Context Window Extension of Large Language Models." arXiv, Aug. 31, 2023. Accessed: Sep. 26, 2023. [Online]. Available: <http://arxiv.org/abs/2309.00071>
- [4] Y. Chen *et al.*, "LongLoRA: Efficient Fine-tuning of Long-Context Large Language Models." arXiv, Sep. 21, 2023. doi: 10.48550/arXiv.2309.12307.
- [5] T. Dettmers, A. Pagnoni, A. Holtzman, and L. Zettlemoyer, "QLoRA: Efficient Finetuning of Quantized LLMs." arXiv, May 23, 2023. Accessed: May 27, 2023. [Online]. Available: <http://arxiv.org/abs/2305.14314>
- [6] J. Bai *et al.*, "Qwen Technical Report." arXiv, Sep. 28, 2023. doi: 10.48550/arXiv.2309.16609.
- [7] N. F. Liu *et al.*, "Lost in the Middle: How Language Models Use Long Contexts." arXiv, Jul. 31, 2023. doi: 10.48550/arXiv.2307.03172.

- [8] H. Touvron *et al.*, “Llama 2: Open Foundation and Fine-Tuned Chat Models.” arXiv, Jul. 19, 2023. doi: 10.48550/arXiv.2307.09288.
- [9] J. Su, Y. Lu, S. Pan, A. Murtadha, B. Wen, and Y. Liu, “RoFormer: Enhanced Transformer with Rotary Position Embedding.” arXiv, Aug. 08, 2022. doi: 10.48550/arXiv.2104.09864.
- [10] S. Chen, S. Wong, L. Chen, and Y. Tian, “Extending Context Window of Large Language Models via Positional Interpolation.” arXiv, Jun. 28, 2023. Accessed: Sep. 26, 2023. [Online]. Available: <http://arxiv.org/abs/2306.15595>
- [11] E. Golikov, E. Pokonechnyy, and V. Korviakov, “Neural Tangent Kernel: A Survey.” arXiv, Aug. 29, 2022. doi: 10.48550/arXiv.2208.13614.
- [12] Z. Xi *et al.*, “The Rise and Potential of Large Language Model Based Agents: A Survey.” arXiv, Sep. 19, 2023. doi: 10.48550/arXiv.2309.07864.
- [13] “togethercomputer/Long-Data-Collections · Datasets at Hugging Face.” Accessed: Dec. 17, 2023. [Online]. Available: <https://huggingface.co/datasets/togethercomputer/Long-Data-Collections>
- [14] G. Xiao, Y. Tian, B. Chen, S. Han, and M. Lewis, “Efficient Streaming Language Models with Attention Sinks.” arXiv, Sep. 29, 2023. doi: 10.48550/arXiv.2309.17453.
- [15] J. He *et al.*, “Never Lost in the Middle: Improving Large Language Models via Attention Strengthening Question Answering.” arXiv, Nov. 15, 2023. doi: 10.48550/arXiv.2311.09198.
- [16] “Wudao Corpus.” Accessed: Dec. 17, 2023. [Online]. Available: <https://data.baai.ac.cn/details/WuDaoCorporaText>
- [17] J. M. Patel, “Introduction to Common Crawl Datasets,” in *Getting Structured Data from the Internet: Running Web Crawlers/Scrapers on a Big Data Production Scale*, J. M. Patel, Ed., Berkeley, CA: Apress, 2020, pp. 277–324. doi: 10.1007/978-1-4842-6576-5_6.
- [18] FlagAlpha, “FlagAlpha/Llama2-Chinese.” Dec. 17, 2023. Accessed: Dec. 17, 2023. [Online]. Available: <https://github.com/FlagAlpha/Llama2-Chinese>
- [19] “RyokoAI/ShareGPT52K · Datasets at Hugging Face.” Accessed: Dec. 17, 2023. [Online]. Available: <https://huggingface.co/datasets/RyokoAI/ShareGPT52K>
- [20] “Paper page - LongBench: A Bilingual, Multitask Benchmark for Long Context Understanding.” Accessed: Dec. 17, 2023. [Online]. Available: <https://huggingface.co/papers/2308.14508>