

The Stability Matrix Spectrum of Large Ecological and Economical Systems

Nirbhay Patil*

*Laboratoire de Physique de l'École Normale Supérieure, Paris 75005, France and
Chair of Econophysics and Complex Systems, École polytechnique, 91128 Palaiseau Cedex, France*

Fabián Aguirre-López

*LadHyX UMR CNRS 7646, École polytechnique, 91128 Palaiseau Cedex, France and
Chair of Econophysics and Complex Systems, École polytechnique, 91128 Palaiseau Cedex, France*

Jean-Philippe Bouchaud

*Capital Fund Management, Paris 75007, France
Chair of Econophysics and Complex Systems, École polytechnique, 91128 Palaiseau Cedex, France and
Académie des Sciences, Paris 75006, France*

(Dated: December 19, 2023)

Economic and ecological models can be extremely complex, with a large number of agents/species each featuring multiple dynamical quantities. In an attempt to understand the generic stability properties of such systems, we define and study an interesting new matrix ensemble with extensive correlations. We find analytically the boundary of its eigenvalue spectrum in the complex plane, as a function of the correlations determined by the model at hand. We solve numerically our equations in several cases of interest, and show that the resulting spectra can take a surprisingly wide variety of shapes.

I. INTRODUCTION

Ever since Sir Robert May proposed his theory of ecological stability based on the properties of random matrices [1], there has been an large body of work extending his seminal insight to various ecological situations (see e.g. [2–9], and [10] for a review) as well as the more recent statistical mechanics approaches to the full non-linear analysis and marginal stability properties of such systems [11–15]. Interestingly, similar ideas have also appeared in the context of economic networks, see [16–18], and of random good-exchange networks [19] or of more general complex interacting systems [20]. In the case of trade networks, the structure of the random stability matrix was found to have very specific correlation structure between blocks (see [19] and below), for which no existing results could be found in the literature.

In this work we wish to shine some light on the stability matrices of general disordered systems whose linearised dynamics gives rise to a non-trivial correlation structure contained within blocks. Let us motivate our work by starting at a typical Lotka-Volterra equation [10, 12, 13, 21] written for a system of N species as

$$\frac{dx_i}{dt} = x_i \left(\sum_{j=1}^N J_{ij} x_j - x_i + \kappa \right) \quad (1)$$

where x_i is the abundance of a species i at a particular instance of time, κ is a constant signifying the “carrying capacity” of the ecosystem for each species (i.e. its

fitness), and J_{ij} is the interaction effect of species j on species i . A negative interaction signifies that species j is a predator of species i or that they are in competition for similar resources, while a positive one either means i is a predator of j or that they are cooperative specie.

Performing a linear perturbation around an equilibrium state $\{x_i^*\}_{i=1\dots N}$, i.e. writing $x_i = x_i^* + \epsilon y_i$ with $\epsilon \rightarrow 0$, we would get, in a vectorial form:

$$\dot{\vec{y}} = \mathbb{L} \vec{y} \quad (2)$$

where the *stability matrix* \mathbb{L} reads

$$\mathbb{L}_{ij} = \delta_{ij} \left(\sum_{k=1}^N J_{ik} x_k^* - 2x_i^* + \kappa \right) + x_i^* J_{ij} \quad (3)$$

Assuming that the state $\{x_i^*\}_{i=1\dots N}$ has a relatively narrow and well-behaved distribution, this becomes a random matrix problem where the stability of eq. (2) depends on the sign of the (real part of the) largest eigenvalues of the matrix \mathbb{L} .

This framework can be extended to more complicated situations of the following nature. Consider that instead of having N species with abundances x_i , we have N species each having M internal state variables $x_i^{(\mu)}$ with $\mu = 1 \dots M$, describing for example sub-species, or geographical localisation, etc. The time derivatives of each of these variables for a particular species depend in an unspecified manner on all other variables and other species in a pairwise manner, i.e.

$$\dot{x}_i^{(\mu)} = \sum_j F^{(\mu)} \left(x_i^{(\nu)}, x_j^{(\nu)}; J_{ij}, J_{ji} \right) \quad (4)$$

* nirbhay.patil@phys.ens.fr

This would boil down to the regular Lotka-Volterra described above when $M = 1$, and $F(x_i, x_j) = J_{ij}x_jx_i - x_i^2/N + \kappa x_i/N$. The aim of this paper is to investigate the spectrum of more general stability matrices, with non trivial block structure induced by the internal state variables. Of particular interest for the stability of the system, we will focus on the boundary of that spectrum in this article, giving access to eigenvalues with extremal real part. In II, we shall outline a generic perturbation analysis for large systems with minimal constraints. Decoupling the resulting large stability matrices in III, we arrive at matrices with blocked structures and limited correlations. We show the results of our computations for the boundary of the eigenvalue spectra for such matrices in IV. In V A and V B we apply our methods to situations known and unknown, inspired from ecological and economical models. Finally, we explore the wide variety of spectra our model can generate in VI before concluding.

II. GENERALISED LINEAR PERTURBATION ANALYSIS

A linear perturbation of eq. (4) around a particular equilibrium state would then lead to

$$\dot{y}_i^{(\mu)} = \sum_j \sum_\nu (\partial_{i,\nu} F_{ij}^{(\mu)} y_i^\nu + \partial_{j,\nu} F_{ij}^{(\mu)} y_j^\nu) \quad (5)$$

where

$$\partial_{k,\nu} F_{ij}^{(\mu)} := \frac{\partial F^{(\mu)}(x_i^{\{\nu\}}, x_j^{\{\nu\}})}{\partial x_k^{(\nu)}} \Big|_{\vec{x}^*},$$

where we dropped the dependence of F on J_{ij} 's for readability. Writing eq. (5) with matrices,

$$\frac{d}{dt} \begin{pmatrix} \vec{y}^{(1)} \\ \vec{y}^{(2)} \\ \vec{y}^{(3)} \\ \vdots \\ \vec{y}^{(M)} \end{pmatrix} = \begin{pmatrix} \mathbb{L}^{(1,1)} & \mathbb{L}^{(1,2)} & \dots & \mathbb{L}^{(1,M)} \\ \mathbb{L}^{(2,1)} & \mathbb{L}^{(2,2)} & \dots & \mathbb{L}^{(2,M)} \\ \mathbb{L}^{(3,1)} & \mathbb{L}^{(3,2)} & \dots & \mathbb{L}^{(3,M)} \\ \vdots & \vdots & \ddots & \vdots \\ \mathbb{L}^{(M,1)} & \mathbb{L}^{(M,2)} & \dots & \mathbb{L}^{(M,M)} \end{pmatrix} \begin{pmatrix} \vec{y}^{(1)} \\ \vec{y}^{(2)} \\ \vec{y}^{(3)} \\ \vdots \\ \vec{y}^{(M)} \end{pmatrix} \quad (6)$$

with each $\mathbb{L}^{(\mu,\nu)}$ being an $N \times N$ matrix given by

$$\mathbb{L}_{i,j}^{(\mu,\nu)} = \delta_{ij} \sum_k \partial_{i,\nu} F_{ik}^{(\mu)} + \partial_{j,\nu} F_{ij}^{(\mu)}. \quad (7)$$

The issue here is that even when the J_{ij} are independent (i.e. $\langle J_{ij} J_{kl} \rangle = \delta_{ik} \delta_{jl} \sigma_J^2$), there are in general non-zero correlations between the blocks $\mathbb{L}^{(\mu,\nu)}$ of the form

$$\text{Cov} \left[\mathbb{L}_{ij}^{(\mu,\nu)} \mathbb{L}_{kl}^{(\mu',\nu')} \right] = C_{\mu\nu\mu'\nu'}^{(1)} \delta_{ik} \delta_{jl} + C_{\mu\nu\mu'\nu'}^{(2)} \delta_{il} \delta_{jk}$$

Splitting \mathbb{L} into its average over disorder $\bar{\mathbb{L}}$ plus fluctuations, we can rewrite the linearized evolution equation as

$$\dot{\vec{y}} = (\bar{\mathbb{L}} + \delta\mathbb{L}) \vec{y} \quad (8)$$

with

$$\delta\mathbb{L}_{i,j}^{(\mu,\nu)} = \delta_{ij} \sum_k \partial_{i,\nu} f_{ik}^{(\mu)} + \partial_{j,\nu} f_{ij}^{(\mu)}, \quad (9)$$

where we have introduced

$$\partial_{j,\nu} f_{ij}^{(\mu)} = \partial_{j,\nu} F_{ij}^{(\mu)} - \overline{\partial_{j,\nu} F_{ij}^{(\mu)}},$$

with the overline indicating an average over the couplings J_{ij} .

III. BLOCK DECOUPLING

Now we need to decouple the blocks within the matrix to not have correlations between them. For this, we perform a rotation that takes us from an $M \times M$ matrix of correlated $N \times N$ blocks to an $N \times N$ matrix of uncorrelated $M \times M$ blocks. For this purpose, consider an orthogonal vector basis $W_{(N)}$ of size $N \times N$ containing the vector $W_1 = \frac{1}{\sqrt{N}} (1 \ 1 \ 1 \ \dots \ 1)^T$, thus ensuring that the sum of the terms of any other vector in the same basis is zero. This particular choice helps set a few extra terms to zero than otherwise, has a very simple expression if N is a power of 2, and unlike the vector basis \mathbb{I} , results in terms that are sums of N i.i.d random variables of unspecified distributions (since $F(x, J)$ could be non trivial), thus making the new rotated matrix consistently Gaussian by CLT in the large N limit. This requires the distributions of the derivatives, $\partial_\nu F^\mu(J)$, to have well defined first and second moments.

Now rotate the matrix \mathbb{L} using the extended vector basis

$$\mathbb{W} = \begin{pmatrix} V^{(1,1)} & V^{(2,1)} & V^{(3,1)} & \dots & V^{(N,1)} \\ V^{(1,2)} & V^{(2,2)} & V^{(3,2)} & \dots & V^{(N,2)} \\ V^{(1,3)} & V^{(2,3)} & V^{(3,3)} & \dots & V^{(N,3)} \\ \vdots & \vdots & \vdots & \ddots & \vdots \\ V^{(1,M)} & V^{(2,M)} & V^{(3,M)} & \dots & V^{(N,M)} \end{pmatrix} \quad (10)$$

where $V^{(i,\alpha)}$ represents a $N \times M$ matrix with the column α being equal to the column i of the basis W , and all other terms zero, $V_{j\beta}^{(i,\alpha)} = \delta_{\alpha\beta} W_{ij}$. We note that this is just the outer product of two sets of orthogonal basis vectors, $W_{(N)}$ and $\mathbb{1}_{(M)}$. Choosing $\mathbb{1}$ as our second basis can simplify things, but this choice is arbitrary. For some calculations, we use the second basis to also be $W_{(M)}$. Performing the rotation then defines two new matrices

$$\bar{\mathbb{R}} = \mathbb{W}^T \bar{\mathbb{L}} \mathbb{W} \quad \text{and} \quad \delta\mathbb{R} = \mathbb{W}^T \delta\mathbb{L} \mathbb{W}. \quad (11)$$

This gives the constant matrix

$$\bar{\mathbb{R}}_{ij}^{\alpha\beta} = \sum_{\gamma\delta kl} V_{k\alpha}^{(i,\gamma)} \mathbb{L}_{kl}^{\gamma\delta} V_{l\beta}^{(j,\delta)} = \delta_{ij} \mu_{\alpha\beta} \quad (12)$$

with

$$\mu_{\alpha\beta} = \sum_{kl} W_{ik} W_{il} \left\langle \delta_{kl} \sum_n \partial_{i,\beta} F_{kn}^{(\alpha)} + \partial_{i,\beta} F_{kl}^{(\alpha)} \right\rangle_J := \bar{m}_{\alpha\beta} \quad (13)$$

with $\bar{m}_{\alpha\beta} := \langle \partial_\beta F^{(\alpha)} \rangle_J$, i.e. the average of all elements of the block $\mathbb{L}^{(\alpha,\beta)}$ over disorder, assumed to be independent of which element in the block we are looking at. $\bar{\mathbb{R}}$ has blocks of $M \times M$ along the diagonal of an $N \times N$ matrix. Each element of this matrix along the diagonal corresponds to one block of the stability matrix.

The matrix $\delta\mathbb{R}$ is a more complicated object, with

$$\delta\mathbb{R}_{ij}^{\alpha\beta} = \sum_{kl} W_{ik} \left(\delta_{kl} \sum_\mu \partial_{i,\beta} f_{k\mu}^{(\alpha)} + \partial_{j,\beta} f_{kl}^{(\alpha)} \right) W_{jl} \quad (14)$$

What we know about this matrix is as follows

$$NM \overline{\delta\mathbb{R}_{ij}^{\alpha\beta} \delta\mathbb{R}_{kl}^{\alpha'\beta'}} = \Psi_{\alpha\beta}^{\alpha'\beta'} \delta_{ik} \delta_{jl} + \Upsilon_{\alpha\beta}^{\alpha'\beta'} \delta_{il} \delta_{jk} \quad (15)$$

If the functions $F^{(\alpha)}$ are explicitly known, it is possible to have the exact expressions for Υ and Ψ , so we treat them as $M^2 \times M^2$ matrices with possibly known entries. We can therefore regard \mathbb{R} as a random matrix with specific block statistical properties given by eq. (13) and eq. (15). This ensemble is a generalisation of the one studied in [9], which is itself a generalisation of the ensemble introduced in the seminal paper [22]. Note that block structured random matrix ensembles have been studied from the mathematical perspective [23–27] and from the physics perspective [28–31], since models with M internal degrees of freedom can be useful to understand low energy vibrational modes in glasses.

IV. COMPUTING THE EIGENVALUE SPECTRUM FOR $N \rightarrow \infty$

We will focus on studying the spectrum of \mathbb{R} in the complex plane, defined as

$$\rho_N(\omega_x + i\omega_y) = \frac{1}{N} \sum_{i=1}^N \delta(\omega_x - \text{Re}[\lambda_i]) \delta(\omega_y - \text{Im}[\lambda_i]), \quad (16)$$

where λ_i corresponds to the i -th eigenvalue of matrix \mathbb{R} (possibly complex). In the large N limit, we expect the spectrum to converge to a fixed function, $\rho_N \rightarrow \rho$, amenable to be calculated with techniques from statistical physics of disordered systems.

Let the arrangement of terms in the matrices $\Psi_{\alpha\beta}^{\alpha'\beta'}$ (and $\Upsilon_{\alpha\beta}^{\alpha'\beta'}$) be such that the $(\alpha - 1)M + \beta$ row and

$(\alpha' - 1)M + \beta'$ column corresponds to the covariance between elements $\mathbb{R}_{ij}^{\alpha\beta}$ and $\mathbb{R}_{ij}^{\alpha'\beta'}$ (or $\mathbb{R}_{ji}^{\alpha'\beta'}$). This gives the joint probability distribution of blocks \mathbb{R}_{ij} and \mathbb{R}_{ji} for any i and j to be

$$P(\mathbf{R}_{ij}) = \sqrt{\frac{NM}{(2\pi)^{NM}\Delta}} \exp\left(-\frac{NM}{2} \delta\mathbf{R}_{ij}^T \Gamma^{-1} \delta\mathbf{R}_{ij}\right) \quad (17)$$

where $\delta\mathbf{R}_{ij} = \mathbf{R}_{ij} - \mu$ and \mathbf{R}_{ij} has the terms $\mathbb{R}_{ij}^{\alpha\beta}$ arranged in a vector in the sequence $(\alpha - 1)M + \beta$, followed by the terms $\mathbb{R}_{ji}^{\alpha\beta}$, same as for the matrices Ψ and Υ .

Let the megamatrix Γ be defined as

$$\Gamma = \begin{pmatrix} \Psi & \Upsilon \\ \Upsilon & \Psi \end{pmatrix},$$

and $\Delta = |\Gamma| = \text{Det}[\Psi^2 - \Upsilon^2]$. The measure of the matrix then becomes $P(\mathbb{R}) \approx P(\mathbf{R})^{N^2/2}$ as \mathbb{R} is independent of the block indices ij and all blocks have the same correlation structure. Following the method in [9, 22], we need to calculate the “electrostatic potential”

$$\Phi(\omega) = -\frac{1}{MN} \langle \ln \text{Det}[(\mathbb{L}\omega^* - \mathbb{R}^T)(\mathbb{L}\omega - \mathbb{R})] \rangle_J \quad (18)$$

which can be represented as a Gaussian Integral as the two matrices multiplied together result in a Hermitian matrix. The resolvent of the matrix is the derivative of this potential

$$G(\omega, \omega^*) = \frac{\partial \Phi(\omega, \omega^*)}{\partial \omega}, \quad G^*(\omega, \omega^*) = \frac{\partial \Phi(\omega, \omega^*)}{\partial \omega^*}, \quad (19)$$

and the spectral density is, for any M and $N \rightarrow \infty$, the derivative of this resolvent

$$2\pi\rho = \text{Re} \left[\frac{\partial G}{\partial \omega^*} \right] = \text{Re} \left[\frac{\partial G^*}{\partial \omega} \right] \quad (20)$$

Following the strategy of [9], it is then possible to find regions of the complex plane where the eigenvalue density ρ is zero, and regions where the density is surely finite. Solving simultaneously for these regions, we are then able to obtain non-linear equations defining the boundary of the eigenvalue spectrum. These finally read

$$\text{Det} \left[\delta_{\alpha\mu} \delta_{\beta\nu} - \frac{1}{M} \sum_{\gamma\eta} q_{\alpha\gamma} \Psi_{\mu\gamma}^{\nu\eta} q_{\eta\beta}^\dagger \right] = 0 \quad (21)$$

and

$$\sum_{\alpha'\gamma'\gamma} q_{\beta\gamma} q_{\alpha'\gamma'} \Upsilon_{\alpha\gamma'}^{\alpha'\gamma} - M \sum_{\gamma} (\omega \delta_{\alpha\gamma} - \mu_{\alpha\gamma}) q_{\beta\gamma} = -M \delta_{\alpha\beta} \quad (22)$$

where $q_{\alpha\beta}$ is an auxiliary variable. This is the central result of the present work.

Note that before taking the determinant we are transforming objects with 4 indices to matrices in 2 indices,

by identifying the column number $\mu(M-1) + \nu$ and the row number $\alpha(M-1) + \beta$. Based on the specific form of the entries of the correlation matrices, it is now possible to obtain either analytical expressions for the q 's in terms of ω and have an equation relating ω_x and ω_y on the complex plane, or numerically solve these equations to get the points on the complex plane that comprise the boundary of the spectrum.

V. APPLICATIONS: KNOWN CASES & NEW EXAMPLES

A. Analytical solutions and approximate solutions to simple cases

These expressions can in certain conditions simplify to well known cases, for example setting $\mu = 0$, we would get a matrix with all elements being i.i.d. random variables when $\Psi = \mathbb{1}_M$ and $\Upsilon = 0$, known to have a circular eigenvalue spectrum [32, 33]. Instead, setting $\Upsilon = \delta_{\alpha'\beta'}\delta_{\alpha\beta'}\tau$ with $-1 < \tau < 1$ would give an ellipse [22]. At $\tau = 1$, we would be looking at a real-symmetric Gaussian ensemble, with real eigenvalues having a semi-circular spectrum à la Wigner [34]. To confirm, let us set $M = 1$, $\Psi = \sigma^2$, and $\Upsilon = \sigma^2\tau$. This gives

$$\begin{aligned} \sigma^2 q q^* - 1 &= 0 \\ \sigma^2 \tau q^2 - q(\omega - \mu) &= -1 \\ \sigma^2 \tau (q^*)^2 - q^*(\omega^* - \mu) &= -1 \end{aligned} \quad (23)$$

$$\Rightarrow \left(\frac{\omega_x - \mu}{1 + \tau} \right)^2 + \left(\frac{\omega_y}{1 - \tau} \right)^2 = \sigma^2$$

which, as expected, is an ellipse centred at μ on the real axis. Imagine a slightly more complicated scenario where we have

$$\Psi_{\alpha\beta}^{\mu\nu} = \sigma^2 \delta_{\alpha\mu} \delta_{\beta\nu} (1 - \tau) + \sigma^2 \tau, \quad \Upsilon_{\alpha\beta}^{\mu\nu} = \sigma^2 \tau \gamma \quad (24)$$

implying all elements within a block are correlated by the same value τ , and inter-block correlations are also a fixed value $\tau\gamma$. We are able to see that increasing either τ or γ makes the spectrum wider along the real axis, decreasing the stability of the system displaying such correlations. We see the resulting figures that deviate from simple circles and ellipses in fig. 1.

B. Numerical predictions for more complicated models

1. Two-island Lotka-Volterra

Consider an ecological system with spatial separation caused by geographical barriers, like species living on two different islands. Using Lotka-Volterra equations,

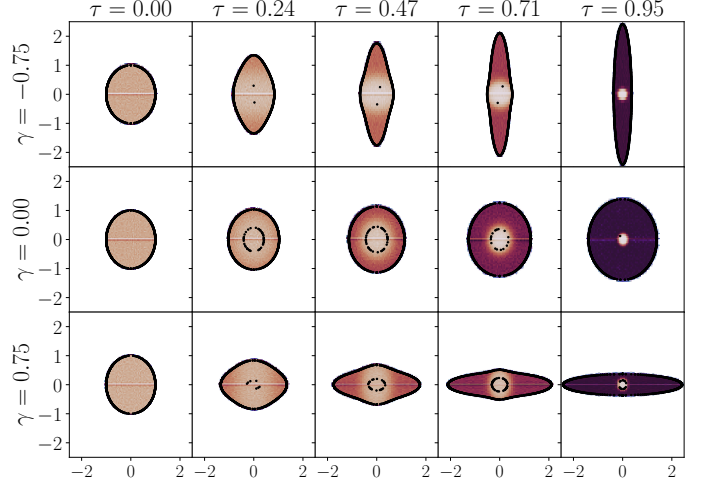


FIG. 1. Eigenvalue spectra of matrices constructed with constant within-block and inter-block correlations $\sigma^2\tau$ and $\sigma^2\gamma\tau$ respectively, with the variance of each element being $\sigma^2 = 1$. We see that higher values of both τ and γ cause the spectra to grow in size over the real dimension, i.e. make the dynamical system it represents more unstable. For moderate values of τ , we see interesting shapes that deviate from the typical circular law that would result from both τ and γ being 0. The black points along the outside of the spectra are the predictions made by our theoretical results solving for ω_x and ω_y using equations eqs. (21) and (22). Notice also the inner boundaries that appear to correspond to a change of structure of the corresponding eigenvectors.

we could write their population dynamics as

$$\begin{aligned} \dot{x}_i^{(1)} &= x_i^{(1)} \left(\sum_j J_{ij} (x_j^{(1)} + \tau_1 x_j^{(2)}) - (x_i^{(1)} + \tau_2 x_i^{(2)}) + \kappa_x \right) \\ \dot{x}_i^{(2)} &= x_i^{(2)} \left(\sum_j J_{ij} (x_j^{(2)} + \tau_1 x_j^{(1)}) - (x_i^{(2)} + \tau_2 x_i^{(1)}) + \kappa_y \right) \end{aligned} \quad (25)$$

where $x_i^{(1)}$ and $x_i^{(2)}$ are populations of species i on the two different islands respectively. This system gives a non-trivial 4×4 correlation matrices. The mean matrix $\mu_{\alpha\beta}$ also features values that are functions of the system parameters $\kappa_x, \kappa_y, \tau_1$, and τ_2 . For details on the exact structure and values, check Appendix:B 1. We are able to observe the stability of this system semi-analytically by finding the boundary of its spectrum, which matches the spectrum itself as shown in Fig. 2.

Notice the presence of “inner boundaries” where Eqs. (22) are satisfied but do not correspond to a vanishing of the eigenvalue density. The possibility of such lines is expected on general grounds (see the discussion in the Appendix). We have found that they correspond, in the two-island case studied here, to a change in the structure of the corresponding eigenvectors, that tend to be localized on one of the island inside the inner boundary and

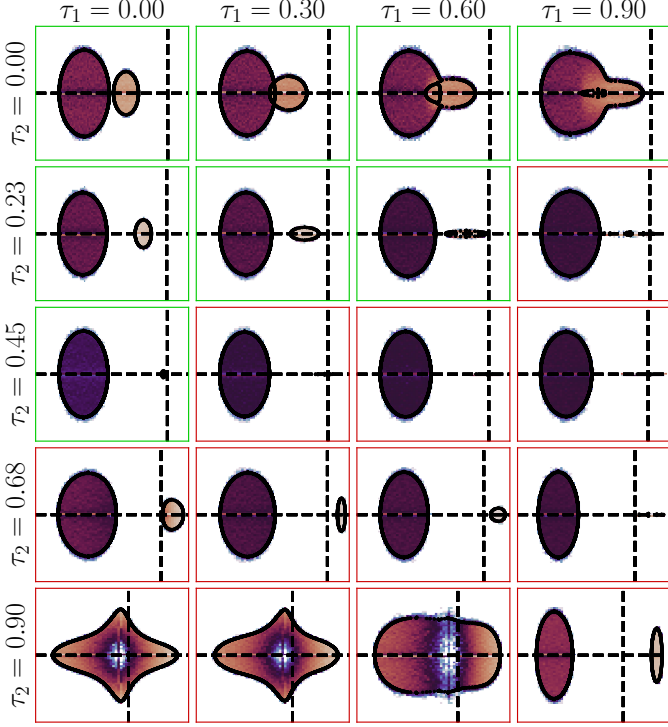


FIG. 2. Here we see the spectra of different two island Lotka-Volterra systems, and the boundaries predicted by our theoretical framework given the parameters $\kappa_1 = 1$, $\kappa_2 = 2$, and $\overline{J_{ij}J_{kl}} = \delta_{ik}\delta_{jl}/25MN$. The size of the system taken is $N = 512$, and the nature of the system dictates of course that $M = 2$. We see that in the absence of interaction between the islands the eigenvalue spectrum looks just like two separate circles as expected, while any amount of increase in the saturation term τ_2 or the interaction term τ_1 cause strange changes in the positions and the structures of these shapes. Spectra that feature positive eigenvalues are highlighted in red while the stable cases are in green.

delocalized outside. More work on this aspect would be needed to clarify this observation.

2. Random exchange network

Consider now the agent-based model proposed in [19] as a primitive good-exchange model. Each agent $i = 1, \dots, N$ produces $Y = yN$ units of goods for which he/she sets a price p_i . Good j has a random utility J_{ij} for agent i , who only buys j if J_{ij}/p_j exceeds a certain threshold S_i which is determined by the spending budget of i . This spending budget must in turn match the agent's sales.

More precisely, the matrix T_{ij} dictating whether or not agent i buys from agent j is given by

$$T_{ij} = \Theta\left(\frac{J_{ij}}{p_j} - S_i\right) \quad (26)$$

where Θ is the Heaviside function, or a smoothed version thereof. The total demand for good i is $D_i = \sum_j T_{ji}$ and the total expenditure of agent i is $E_i = \sum_j p_j T_{ij}$.

The equations describing the dynamics of p_i and S_i are such that agents increase (decrease) their prices when demand is larger (smaller) than production and adapt their thresholds such as to balance their books. To wit:

$$\begin{aligned} \frac{d \ln p_i}{dt} &= \frac{\kappa}{Y}(D_i - Y) \\ \frac{d \ln S_i}{dt} &= \frac{\kappa'}{Y p_i}(E_i - p_i D_i), \end{aligned} \quad (27)$$

where $p_i D_i$ is the total sales of agent i , i.e. the spending budget. In the following we set $\kappa' = \kappa$.

As discussed in [19], this system displays a curious phase transition between a stable and an unstable phase, the latter displaying an extremely broad distribution of wealths, which is interesting in this context as a study on inequality. Moreover the system is a non-trivial extension to generic Lotka-Volterra equations, given its high non-linearity. Approximating the step-function as a sharp Fermi-Dirac function and linearising the equations around a supposed fixed point, we obtain the mean matrix μ and the 4×4 correlation matrices Ψ and Υ that are functions of κ, y, N , and the distribution of J_{ij} that we assume to be iid exponential random variables.

The resulting matrices Ψ and Υ read to highest order

$$\begin{aligned} \Psi &= - \left(\begin{pmatrix} 2 & 0 \\ -2 & 0 \\ -2 & 0 \\ 10 & 0 \end{pmatrix} \begin{pmatrix} 0 & 2 \\ 0 & -2 \\ 0 & -2 \\ 0 & 10 \end{pmatrix} \right) \frac{\beta \kappa^2 y \ln y}{3Ny^2} \\ \Upsilon &= - \left(\begin{pmatrix} 1 & -1 \\ 1 & -1 \\ 1 & 3 \\ 1 & 3 \end{pmatrix} \begin{pmatrix} -1 & 1 \\ 3 & -3 \\ -1 & -3 \\ 3 & 9 \end{pmatrix} \right) \frac{\beta \kappa^2 y \ln y}{3Ny^2} \end{aligned} \quad (28)$$

where β is a parameter used to define heaviside functions in a continuous manner as fermi-dirac functions, $\Theta(x) = \frac{1}{1+e^{-\beta x}}$. We assume β to be large so that this continuous approximation resembles a step function as closely as possible. The mean matrix μ has the dependence

$$\mu = \frac{\kappa}{2} \begin{pmatrix} \ln y - 1 & \ln y + 1 \\ -1 - \ln y & 3 \ln y + 1 \end{pmatrix} \quad (29)$$

As shown in fig. 3, we see a spectrum that approaches positive values on the real line as we increase the production capacity y , giving an excellent prediction on the transition between egalitarian and oligarchical cases displayed in simulations of the model. The equations eq. (27) do not betray any dependence on system size as all terms are of order N , only letting us in on the information that $P(J_{ij} > p_j S_i) = y$ at equilibrium. The only thing this piece of information reveals is that we cannot have equilibrium for values of production higher than the

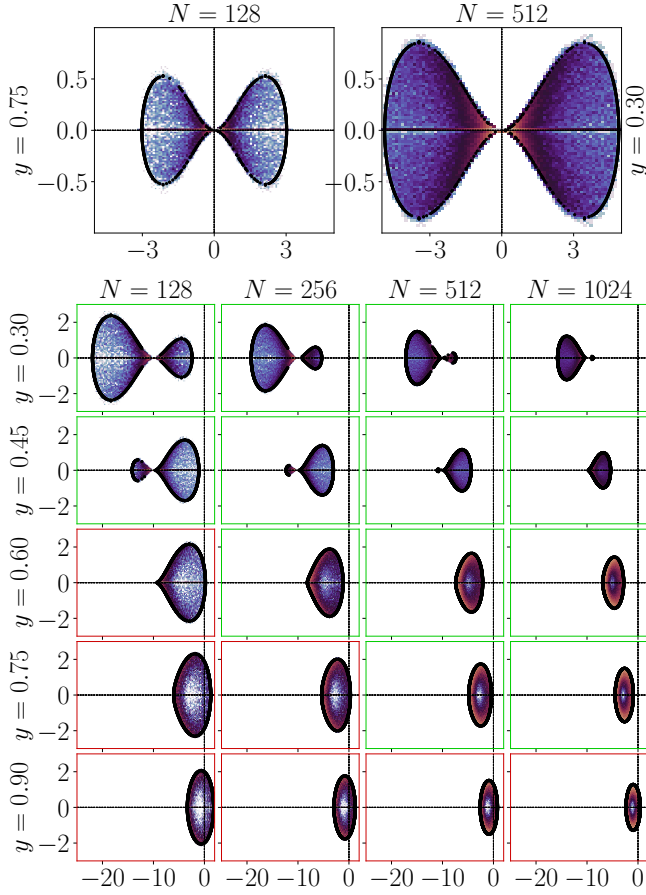


FIG. 3. The eigenvalue spectra of the agent based economic model displays a beautiful butterfly-like shape when the mean μ isn't considered, only scaling the size of the butterfly with the system parameters like y and N , while on adding the production dependent mean we see the shape and position of the spectrum change significantly. The system is initially stable, with all eigenvalues sporting negative real parts (plots highlighted in green), but as we increase y , the bulk of the spectrum approaches the imaginary axis (plots highlighted in red). This happens faster for smaller systems, which is in line with our initial findings in [19].

number of people ($Y > N$), but we keep seeing this transition occur at values of Y smaller than N in our simulations. This is visible in eq. (29) as well, as the eigenvalue of the constant matrix μ is $\kappa \ln y$, which approaches 0 as y tends to 1, but should be stable otherwise. Through eq. (28) we are finally able to see that the correlations within the stability matrix depend on system size, which manifest in fig. 3 to show us how the transition actually happens. Via this method we are able to capture a finite size effect and predict a phase transition in this system as a function of its parameters and its size.




FIG. 4. We use randomly generated correlation matrices to explore the space of eigenvalue spectra for $M = 2$. The results are visually striking, only limited by the limitations in our process of making the correlation matrices. In the first set of images, the blocks of the matrix have zero means, while the second set has diagonal mean matrices $\mu_{\alpha\beta}$ whose elements are drawn from a Gaussian distribution.

VI. A ZOO OF EIGENVALUE DENSITIES

As a final exercise, we tried finding the theoretical boundaries of the eigenvalue spectra of matrices with randomised correlation structures Ψ and Υ . We create these by starting off with a diagonal matrix with only non-negative values and rotating it in a way that it creates Γ by

$$\begin{aligned} \Gamma &= \begin{pmatrix} \Psi & \Upsilon \\ \Upsilon & \Psi \end{pmatrix} = \frac{1}{2} \begin{pmatrix} O^T & O^T \\ O^T & -O^T \end{pmatrix} \begin{pmatrix} \Lambda_1 & 0 \\ 0 & \Lambda_2 \end{pmatrix} \begin{pmatrix} O & O \\ O & -O \end{pmatrix} \\ &= \frac{1}{2} \begin{pmatrix} O^T \Lambda_1 O + O^T \Lambda_2 O & O^T \Lambda_1 O - O^T \Lambda_2 O \\ O^T \Lambda_1 O - O^T \Lambda_2 O & O^T \Lambda_1 O + O^T \Lambda_2 O \end{pmatrix} \end{aligned} \quad (30)$$

where O is an $M \times M$ orthogonal vector basis created by starting off with a random matrix and taking the orthogonal component obtained by performing a QR decomposition on it. Looking at fig. 4, one may wonder at the extent of beautiful shapes that could possibly be created this way!

VII. CONCLUSION

Random matrix theory methods have found extensive utility in theoretical ecology since May's work, and they find themselves right at home in economic models as well.

Here we have constructed a framework capable of dealing analytically with a large number of variables, which is often an unavoidable feature of agent-based models. As we deal with larger and larger structures of matrices, it becomes difficult to point out which correlations lead to what sort of change in shape and whether they are directly responsible for a change in stability. We are however able to construct the shapes the spectra would exhibit with this knowledge, making stability analyses possible for a large variety of models. There are other methods to calculate the spectral density of block structured Lotka-Volterra-like systems, like using the cavity method as in [35]. In our analysis, we hope to have been able to solve such systems for a wider diversity of correlation values and for any number of variables.

It is possible to extend our work in various ways, for instance by adding fine structure to the correlations as defined in [36], or working with models where the number of variables is not fixed to N as above, but is different for each variable, as it could be if we were dealing with multiple kinds of agents. This could arise in an economic system comprised of N_1 firms interacting with N_2 banks and N_3 people. Such a system would have $M = 3$, but the blocks in the stability matrix would all be of different sizes, requiring a more elaborate rotation to arrive at the

kind of structure we now know the results for.

Finally, let us mention two open problems that we have not been investigated in details in the present work. One concerns the appearance of “inner boundaries” within the domain of existence of eigenvalues, which seems to be associated with a change of the structure of the corresponding eigenvectors. How this can be understood analytically has eschewed us at this point. Second is the study of the large M limit of Eqs. (22), which should allow for a deeper understanding of the analytical properties of the spectra generated by our family of models – which, as illustrated in Fig. 4, can take amazingly different forms and shapes.

VIII. ACKNOWLEDGEMENTS

We would like to thank Y. Fyodorov, G. Biroli, and J. Baron for fruitful discussions on the subject matter. The authors would also like to thank G. Lorenzana, S. Elomari, and J. Garnier-Brun for their input and suggestions. This research was conducted within the Econophysics & Complex Systems Research Chair, under the aegis of the Fondation du Risque, the Fondation de l'École polytechnique, the École polytechnique and Capital Fund Management.

Appendix A: Spectrum computations

1. The electrostatic potential and saddle point integration

Let the arrangement of terms in the matrices $\Psi_{\alpha\beta\alpha'\beta'}$ and $\Upsilon_{\alpha\beta\alpha'\beta'}$ be such that the $(\alpha - 1)M + \beta$ row and $(\alpha' - 1)M + \beta'$ column corresponds to the covariance between elements $\mathbb{R}_{ij}^{\alpha\beta}$ and $\mathbb{R}_{ji}^{\alpha'\beta'}$. This gives the joint probability distribution of blocks \mathbb{R}_{ij} and \mathbb{R}_{ji} for any i and j to be

$$P(\vec{R}_{ij}) = \sqrt{\frac{NM}{(2\pi)^{NM} \text{Det}|\Psi^2 - \Upsilon^2|}} \exp\left(-\frac{NM}{2}(\vec{R}_{ij}^T - \vec{\mu}^T) \begin{pmatrix} \Psi & \Upsilon \\ \Upsilon & \Psi \end{pmatrix}^{-1} (\vec{R}_{ij} - \vec{\mu})\right) \quad (\text{A1})$$

where \vec{R}_{ij} has the terms $\mathbb{R}_{ij}^{\alpha\beta}$ arranged in a vector in the sequence $(\alpha - 1)M + \beta$, followed by the terms $\mathbb{R}_{ji}^{\alpha'\beta'}$, same as the matrices $\bar{\sigma}^2$ and $\bar{\gamma}^2$. The measure of the matrix then becomes $P(\mathbb{R}) \approx P(\vec{R})^{N^2/2}$ as \mathbb{R} is independent in block indices ij and all blocks have the same correlation structure. Let the megamatrix Γ be defined as $\Gamma = \begin{pmatrix} \Psi & \Upsilon \\ \Upsilon & \Psi \end{pmatrix}$, and $\Delta = |\Gamma| = \text{Det}|\Psi^2 - \Upsilon^2|$. The average over disorder of any quantity X would be

$$\begin{aligned} \langle X \rangle_J &= \int \left(\prod_{i < j, \alpha\beta\alpha'\beta'} d\mathbb{R}_{ij}^{\alpha\beta} d\mathbb{R}_{ji}^{\alpha'\beta'} \sqrt{\frac{NM}{(2\pi)^{MN}\Delta}} \right) X \exp \left[-\sum_{i < j} \frac{NM}{2} (\vec{R}_{i,j}^T - \vec{\mu}^T) \Gamma^{-1} (\vec{R}_{i,j} - \vec{\mu}) \right] \\ \Rightarrow \langle X \rangle_J &\approx \int \left(\prod_{ij\alpha\beta\alpha'\beta'} d\mathbb{R}_{ij}^{\alpha\beta} d\mathbb{R}_{ji}^{\alpha'\beta'} \sqrt{\frac{NM}{(2\pi)^{NM}\Delta}} \right) X \exp \left[-\sum_{ij} \frac{NM}{4} (\vec{R}_{i,j}^T - \vec{\mu}^T) \Gamma^{-1} (\vec{R}_{i,j} - \vec{\mu}) \right] \end{aligned} \quad (\text{A2})$$

Following the method in [22], we need to calculate the electrostatic potential

$$\Phi(\omega) = -\frac{1}{NM} \langle \ln \text{Det} | (\mathbb{L}\omega^* - \mathbb{R}^T)(\mathbb{L}\omega - \mathbb{R}) | \rangle_J \quad (\text{A3})$$

which can be represented as a Gaussian Integral as the two matrices multiplied together result in a Hermitian matrix

$$\Phi(\omega) = -\frac{1}{NM} \ln \left\langle \int \left[\prod_{i\alpha} \frac{d^2 z_i^\alpha}{\pi} \right] \exp \left\{ -\epsilon \sum_{i\alpha} |z_i^\alpha|^2 - \sum_{ijk\alpha\beta\gamma} z_i^{\alpha*} (\omega^* \delta_{ik} \delta_{\alpha\gamma} - (\mathbb{R}^T)_{ik}^{\alpha\gamma}) (\omega \delta_{kj} \delta_{\gamma\beta} - \mathbb{R}_{kj}^{\gamma\beta}) z_j^\beta \right\} \right\rangle_J \quad (\text{A4})$$

where ϵ is an infinitesimally small positive value added to ω to avoid facing ill defined quantities arising when ω is an eigenvalue of \mathbb{R} . We are also relying heavily on [22]'s proof via replicas that the annealed and quenched averages are the same in the large N limit. Performing the complex equivalent of an Hubbard-Stratonovich transformation on eq. (A4), we get

$$\begin{aligned} \exp(-MN\Phi(\omega)) &= \left\langle \int \prod_{i\alpha} \left(\frac{d^2 z_i^\alpha d^2 y_i^\alpha}{2\pi^2} \right) \exp \left[-\sum_{i\alpha} (y_i^{\alpha*} y_i^\alpha + \epsilon z_i^{\alpha*} z_i^\alpha) \right] \exp \left[i \sum_{ij\alpha\beta} z_i^{\alpha*} (\mathbb{R}_{ji}^{\beta\alpha} - \omega^* \delta_{ij} \delta_{\alpha\beta}) y_j^\beta \right] \right. \\ &\quad \times \exp \left[i \sum_{ij\alpha\beta} y_i^{\alpha*} (\mathbb{R}_{ij}^{\alpha\beta} - \omega \delta_{ij} \delta_{\alpha\beta}) z_j^\beta \right] \Bigg\rangle_J \\ &= \left\langle \int \prod_{i\alpha} \left(\frac{d^2 z_i^\alpha d^2 y_i^\alpha}{2\pi^2} \right) \exp \left[-\sum_{i\alpha} (y_i^{\alpha*} y_i^\alpha + \epsilon z_i^{\alpha*} z_i^\alpha) \right] \exp \left[i \sum_{ij\alpha\beta} z_j^{\beta*} (\mathbb{R}_{ij}^{\alpha\beta} - \omega^* \delta_{ij} \delta_{\alpha\beta}) y_i^\alpha \right] \right. \\ &\quad \times \exp \left[i \sum_{ij\alpha\beta} y_i^{\alpha*} (\mathbb{R}_{ij}^{\alpha\beta} - \omega \delta_{ij} \delta_{\alpha\beta}) z_j^\beta \right] \Bigg\rangle_J \end{aligned} \quad (\text{A5})$$

Now we perform the Gaussian integral over the measure to get the average, defining $\vec{x}_{i,j} = \left(\frac{y_i^{\alpha*} z_j^\beta + z_j^{\beta*} y_i^\alpha}{2} \quad \frac{y_j^{\alpha*} z_i^\beta + z_i^{\beta*} y_j^\alpha}{2} \right)^T$, we have that the integral for the average starts looking like

$$\begin{aligned} &\int \prod_{i\alpha} \left(\frac{d^2 z_i^\alpha d^2 y_i^\alpha}{2\pi^2} \right) \prod_{ij} d\vec{R}_{i,j} \sqrt{\frac{NM}{(2\pi)^{NM}\Delta}} \exp \left[-\sum_{i\alpha} (y_i^{\alpha*} y_i^\alpha + \epsilon z_i^{\alpha*} z_i^\alpha + i\omega^* z_i^{\alpha*} y_i^\alpha + i\omega y_i^{\alpha*} z_i^\alpha) \right] \\ &\quad \times \exp \left[-\frac{NM}{4} \sum_{i,j} (\vec{R}_{i,j}^T - \vec{\mu}^T) \Gamma^{-1} (\vec{R}_{i,j} - \vec{\mu}) + i \sum_{i,j} \vec{R}_{i,j}^T \vec{x}_{i,j} \right] \\ &= \int \prod_{i\alpha} \left(\frac{d^2 z_i^\alpha d^2 y_i^\alpha}{2\pi^2} \right) \prod_{ij} d\vec{R}_{i,j} \sqrt{\frac{NM}{(2\pi)^{NM}\Delta}} \exp \left[-\sum_{i\alpha} (y_i^{\alpha*} y_i^\alpha + \epsilon z_i^{\alpha*} z_i^\alpha + i\omega^* z_i^{\alpha*} y_i^\alpha + i\omega y_i^{\alpha*} z_i^\alpha) \right] \\ &\quad \times \exp \left[-\frac{NM}{4} \sum_{i,j} \vec{R}_{i,j}^T \Gamma^{-1} \vec{R}_{i,j} + \sum_{i,j} \vec{R}_{i,j}^T (i\vec{x}_{i,j} + \frac{NM}{2} \Gamma^{-1} \vec{\mu}) - \frac{NM}{4} \sum_{i,j} \vec{\mu}^T \Gamma^{-1} \vec{\mu} \right] \\ &= \int \prod_{i\alpha} \left(\frac{d^2 z_i^\alpha d^2 y_i^\alpha}{2\pi^2} \right) \exp \left[-\sum_{i\alpha} (y_i^{\alpha*} y_i^\alpha + \epsilon z_i^{\alpha*} z_i^\alpha + i\omega^* z_i^{\alpha*} y_i^\alpha + i\omega y_i^{\alpha*} z_i^\alpha) \right] \\ &\quad \times \exp \left[-\frac{1}{NM} \sum_{i,j} \vec{x}_{i,j}^T \Gamma \vec{x}_{i,j} + i \sum_{i,j} \vec{\mu}^T \vec{x}_{i,j} \right] \\ &= \int \prod_{i\alpha} \left(\frac{d^2 z_i^\alpha d^2 y_i^\alpha}{2\pi^2} \right) \exp \left[-\sum_{i\alpha} (y_i^{\alpha*} y_i^\alpha + \epsilon z_i^{\alpha*} z_i^\alpha + i\omega^* z_i^{\alpha*} y_i^\alpha + i\omega y_i^{\alpha*} z_i^\alpha) + i \sum_{ij\alpha\beta} (\mu_{\alpha\beta} y_i^{\alpha*} z_j^\beta + \mu_{\alpha\beta} z_j^{\beta*} y_i^\alpha) \right] \\ &\quad \times \exp \left[-\frac{1}{NM} \sum_{i,j} \vec{x}_{i,j}^T \Gamma \vec{x}_{i,j} \right] \end{aligned} \quad (\text{A6})$$

which is just a Gaussian integral, in $2M^2$ dimensions, performed for N^2 different vectors. Thus,

$$\begin{aligned}
\exp(-MN\Phi(\omega)) &= \int \prod_{i\alpha} \left(\frac{d^2 z_i^\alpha d^2 y_i^\alpha}{2\pi^2} \right) \exp \left[- \sum_{i\alpha} (y_i^{\alpha*} y_i^\alpha + \epsilon z_i^{\alpha*} z_i^\alpha) \right] \\
&\times \exp \left[-i \sum_{ij\alpha\beta} (z_j^{\beta*} (\omega^* \delta_{\alpha\beta} \delta_{ij} - \mu_{\alpha\beta}) y_i^\alpha + y_i^{\alpha*} (\omega \delta_{\alpha\beta} \delta_{ij} - \mu_{\alpha\beta}) z_j^\beta) \right] \\
&\times \exp \left[- \frac{1}{4NM} \sum_{ij\alpha\beta\alpha'\beta'} (y_i^\alpha z_j^{\beta*} \Psi_{\alpha\beta}^{\alpha'\beta'} y_i^{\alpha'*} z_j^{\beta'} + y_i^{\alpha*} z_j^\beta \Psi_{\alpha\beta}^{\alpha'\beta'} z_j^{\beta'*} y_i^{\alpha'} + y_j^{\alpha*} z_i^\beta \Psi_{\alpha\beta}^{\alpha'\beta'} z_i^{\beta'*} y_j^{\alpha'} + z_i^{\beta*} y_j^\alpha \Psi_{\alpha\beta}^{\alpha'\beta'} z_i^{\beta'} y_j^{\alpha'*}) \right] \\
&\times \exp \left[- \frac{1}{4NM} \sum_{ij\alpha\beta\alpha'\beta'} (y_j^{\alpha*} z_i^\beta \Upsilon_{\alpha\beta}^{\alpha'\beta'} y_i^{\alpha'*} z_j^{\beta'} + y_j^\alpha z_i^{\beta*} \Upsilon_{\alpha\beta}^{\alpha'\beta'} z_j^{\beta'*} y_i^{\alpha'} + z_j^\beta y_i^{\alpha*} \Upsilon_{\alpha\beta}^{\alpha'\beta'} y_j^{\alpha'*} z_i^{\beta'} + z_j^{\beta*} y_i^\alpha \Upsilon_{\alpha\beta}^{\alpha'\beta'} z_i^{\beta'} y_j^{\alpha'*}) \right]
\end{aligned} \tag{A7}$$

where $\Psi = \bar{\sigma}^2$ and $\Upsilon = \bar{\gamma}^2$ Now we define the order parameters

$$\begin{aligned}
u_{\alpha\beta} &= \frac{1}{N} \sum_i z_i^{\alpha*} z_i^\beta, & v_{\alpha\beta} &= \frac{1}{N} \sum_i y_i^{\alpha*} y_i^\beta, \\
w_{\alpha\beta} &= \frac{1}{N} \sum_i y_i^{\alpha*} z_i^\beta, & w_{\alpha\beta}^* &= \frac{1}{N} \sum_i y_i^\alpha z_i^{\beta*}
\end{aligned} \tag{A8}$$

We can impose these definitions using the usual integral representation of the delta function

$$\begin{aligned}
\delta(v_{\alpha\beta} - \frac{1}{N} \sum_i y_i^{\alpha*} y_i^\beta) &\propto \int d\hat{v}_{\beta\alpha}^* \exp \left[i\hat{v}_{\beta\alpha}^* (Nv_{\alpha\beta} - \sum_i y_i^{\alpha*} y_i^\beta) \right] \\
\delta(u_{\alpha\beta} - \frac{1}{N} \sum_i z_i^{\alpha*} z_i^\beta) &\propto \int d\hat{u}_{\beta\alpha}^* \exp \left[i\hat{u}_{\beta\alpha}^* (Nu_{\alpha\beta} - \sum_i z_i^{\alpha*} z_i^\beta) \right] \\
\delta(w_{\alpha\beta} - \frac{1}{N} \sum_i y_i^{\alpha*} z_i^\beta) &\propto \int d\hat{w}_{\beta\alpha}^* \exp \left[i\hat{w}_{\beta\alpha}^* (Nw_{\alpha\beta} - \sum_i y_i^{\alpha*} z_i^\beta) \right] \\
\delta(w_{\alpha\beta}^* - \frac{1}{N} \sum_i y_i^\alpha z_i^{\beta*}) &\propto \int d\hat{w}_{\alpha\beta} \exp \left[i\hat{w}_{\alpha\beta} (Nw_{\alpha\beta}^* - \sum_i y_i^\alpha z_i^{\beta*}) \right]
\end{aligned} \tag{A9}$$

Inserting eqs. (A8) and (A9) into eq. (A7), we are able to write

$$\exp(-NM\Phi(\omega)) = \int \mathcal{D}\{\dots\} \exp\{NM(\Xi + \Theta + \Omega)\} \tag{A10}$$

where $\mathcal{D}\{\dots\}$ is the integral over all order parameters and their hatted analogues, and

$$\begin{aligned}
\Xi &= i \frac{1}{M} \sum_{\alpha\beta} (u_{\alpha\beta} \hat{u}_{\beta\alpha}^* + v_{\alpha\beta} \hat{v}_{\beta\alpha}^* + \hat{w}_{\beta\alpha}^* w_{\alpha\beta} + \hat{w}_{\alpha\beta} w_{\beta\alpha}^*) \\
\Theta &= - \frac{1}{M} \sum_{\alpha} (v_{\alpha\alpha} + \epsilon u_{\alpha\alpha} + i\omega w_{\alpha\alpha} + i\omega^* w_{\alpha\alpha}^*) + i \frac{1}{M} \sum_{\alpha\beta} \mu_{\alpha\beta} (w_{\alpha\beta} + w_{\alpha\beta}^*) \\
&\quad - \frac{1}{M^2} \sum_{\alpha\beta\alpha'\beta'} \left(v_{\alpha'\alpha} u_{\beta\beta'} \Psi_{\alpha\beta}^{\alpha'\beta'} + \frac{1}{2} (w_{\alpha'\beta} w_{\alpha\beta'} + w_{\alpha\beta'}^* w_{\alpha'\beta}^*) \Upsilon_{\alpha\beta}^{\alpha'\beta'} \right) \\
\Omega &= \frac{1}{M} \ln \int \left(\prod_{\alpha} \frac{d^2 z^\alpha d^2 y^\alpha}{2\pi^2} \right) \exp \{ -i \sum_{\alpha\beta} (\hat{u}_{\beta\alpha}^* z^\beta z^{\alpha*} + \hat{v}_{\beta\alpha}^* y^\beta y^{\alpha*} + \hat{w}_{\beta\alpha}^* y^{\alpha*} z^\beta + \hat{w}_{\alpha\beta} y^\beta z^{\alpha*}) \}
\end{aligned} \tag{A11}$$

Perhaps we can rewrite the last one as

$$\begin{aligned}
\Omega &= \frac{1}{M} \ln \int \left(\prod_{\alpha} \frac{d^2 \vec{z}^{\alpha} d^2 \vec{y}^{\alpha}}{2\pi^2} \right) \exp \left[-i \begin{pmatrix} \vec{y}^* & \vec{z}^* \end{pmatrix} \begin{pmatrix} \hat{v}_{\beta\alpha}^* & \hat{w}_{\beta\alpha}^* \\ \hat{w}_{\alpha\beta} & \hat{u}_{\beta\alpha} \end{pmatrix} \begin{pmatrix} \vec{y} \\ \vec{z} \end{pmatrix} \right] \\
&= \frac{1}{M} \ln \int \left(\frac{d^2 \vec{V}}{(2\pi^2)^M} \right) \exp \left[-i \vec{V}^T \mathbb{A} \vec{V} \right] \\
&= -\frac{1}{M} \ln \det i\mathbb{A} \\
&= -\frac{1}{M} \ln \det (\hat{w}^{\dagger} \hat{w} - \hat{v}^{\dagger} \hat{u})
\end{aligned} \tag{A12}$$

where we have combined the integration variables $z^{\alpha} y^{\alpha}$ into one long vector \vec{V} of size $2M$ and performed a complex Gaussian integration, with

$$\mathbb{A} = \begin{pmatrix} \hat{v}_{\beta\alpha}^* & \hat{w}_{\beta\alpha}^* \\ \hat{w}_{\alpha\beta} & \hat{u}_{\beta\alpha} \end{pmatrix} \tag{A13}$$

where \hat{w} , \hat{v} , and \hat{u} are $M \times M$ complex matrices. Now we need to extremise the potentials with respect to the hatted variables.

$$\begin{aligned}
\frac{\partial(\Xi + \Theta + \Omega)}{\partial \hat{u}_{\beta\alpha}^*} &= i u_{\alpha\beta} - \text{Tr} \left[\mathbb{A}^{-1} \cdot \begin{pmatrix} 0 & 0 \\ 0 & 1_{\alpha\beta} \end{pmatrix} \right] = 0 \\
\frac{\partial(\Xi + \Theta + \Omega)}{\partial \hat{v}_{\beta\alpha}^*} &= i v_{\alpha\beta} - \text{Tr} \left[\mathbb{A}^{-1} \cdot \begin{pmatrix} 1_{\alpha\beta} & 0 \\ 0 & 0 \end{pmatrix} \right] = 0 \\
\frac{\partial(\Xi + \Theta + \Omega)}{\partial \hat{w}_{\alpha\beta}} &= i w_{\beta\alpha}^* - \text{Tr} \left[\mathbb{A}^{-1} \cdot \begin{pmatrix} 0 & 0 \\ 1_{\alpha\beta} & 0 \end{pmatrix} \right] = 0 \\
\frac{\partial(\Xi + \Theta + \Omega)}{\partial \hat{w}_{\beta\alpha}^*} &= i w_{\alpha\beta} - \text{Tr} \left[\mathbb{A}^{-1} \cdot \begin{pmatrix} 0 & 1_{\alpha\beta} \\ 0 & 0 \end{pmatrix} \right] = 0
\end{aligned} \tag{A14}$$

Letting $\mathbb{A}^{-1} = \mathcal{C}$, we see that

$$i u_{\alpha\beta} = \mathcal{C}_{\beta\alpha}^{22}, \quad i v_{\alpha\beta} = \mathcal{C}_{\beta\alpha}^{11}, \quad i w_{\beta\alpha}^* = \mathcal{C}_{\beta\alpha}^{12}, \quad i w_{\alpha\beta} = \mathcal{C}_{\beta\alpha}^{21} \implies \mathbb{A}^{-1} = \begin{pmatrix} i v^T & i w^* \\ i w^T & i u^T \end{pmatrix} \tag{A15}$$

This might add some helpful expressions to our repertoire if we remark that

$$\mathbb{A} \mathbb{A}^{-1} = \begin{pmatrix} i \hat{v}^{\dagger} v^T + i \hat{w}^{\dagger} w^T & i \hat{v}^{\dagger} w^* + i \hat{w}^{\dagger} u^T \\ i \hat{w} v^T + i \hat{u}^{\dagger} w^T & i \hat{w} w^* + i \hat{u}^{\dagger} u^T \end{pmatrix} = \mathbb{1}_{2M} \tag{A16}$$

Let's carry on to the extremisation of the potentials with respect to the order parameters.

$$\begin{aligned}
\frac{\partial(\Xi + \Theta + \Omega)}{\partial u_{\alpha\beta}} &= i \hat{u}_{\beta\alpha}^* - \frac{1}{M} \sum_{\alpha' \beta'} \Psi_{\beta' \beta}^{\alpha' \alpha} v_{\beta' \alpha'} - \delta_{\alpha\beta} \epsilon = 0 \\
\frac{\partial(\Xi + \Theta + \Omega)}{\partial v_{\alpha\beta}} &= i \hat{v}_{\beta\alpha}^* - \frac{1}{M} \sum_{\alpha' \beta'} \Psi_{\beta \beta'}^{\alpha \alpha'} u_{\beta' \alpha'} - \delta_{\alpha\beta} = 0 \\
\frac{\partial(\Xi + \Theta + \Omega)}{\partial w_{\alpha\beta}} &= i \hat{w}_{\beta\alpha}^* - \frac{1}{M} \sum_{\alpha' \beta'} w_{\alpha' \beta'} \Upsilon_{\alpha \beta'}^{\alpha' \beta} - i(\omega \delta_{\alpha\beta} - \mu_{\alpha\beta}) = 0 \\
\frac{\partial(\Xi + \Theta + \Omega)}{\partial w_{\beta\alpha}^*} &= i \hat{w}_{\alpha\beta} - \frac{1}{M} \sum_{\alpha' \beta'} w_{\beta' \alpha'}^* \Upsilon_{\beta' \alpha}^{\beta \alpha'} - i(\omega^* \delta_{\alpha\beta} - \mu_{\beta\alpha}) = 0
\end{aligned} \tag{A17}$$

Rewriting these in a different notation,

$$\begin{aligned}
i\hat{u}^\dagger &= \frac{1}{M}\Psi \cdot v + \mathbb{1}\epsilon \\
i\hat{v}^\dagger &= \frac{1}{M}u \cdot \Psi + \mathbb{1} \\
i\hat{w}^\dagger &= \frac{1}{M}w^T \cdot \Upsilon^T + i(\mathbb{1}\omega - \mu) \\
i\hat{w} &= \frac{1}{M}\Upsilon^T \cdot w^* + i(\mathbb{1}\omega^* - \mu^T)
\end{aligned} \tag{A18}$$

where the dot signifies this higher dimensional matrix product, and the transpose on Υ only switches its upper indices. Inserting these relations into eq. (A16), we have

$$\begin{aligned}
&\sum_{\alpha'\beta'\beta} (\Psi_{\beta\beta'}^{\alpha\alpha'} u_{\beta'\alpha'} v_{\gamma\beta} + w_{\gamma\beta} w_{\alpha'\beta'} \Upsilon_{\alpha\beta'}^{\alpha'\beta}) + M v_{\gamma\alpha} + iM \sum_{\beta} w_{\gamma\beta} (\omega \delta_{\alpha\beta} - \mu_{\alpha\beta}) = M \delta_{\alpha\gamma} \\
&\sum_{\alpha'\beta'\beta} (\Psi_{\beta\beta'}^{\alpha\alpha'} u_{\beta'\alpha'} w_{\beta\gamma}^* + u_{\gamma\beta} w_{\alpha'\beta'} \Upsilon_{\alpha\beta'}^{\alpha'\beta}) + M w_{\alpha\gamma}^* + iM \sum_{\beta} u_{\gamma\beta} (\omega \delta_{\alpha\beta} - \mu_{\alpha\beta}) = 0 \\
&\sum_{\alpha'\beta'\beta} (v_{\gamma\beta} w_{\beta'\alpha'}^* \Upsilon_{\beta'\alpha}^{\beta\alpha'} + w_{\gamma\beta} \Psi_{\beta'\beta}^{\alpha'\alpha} v_{\beta'\alpha'}) + iM \sum_{\beta} v_{\gamma\beta} (\omega^* \delta_{\alpha\beta} - \mu_{\beta\alpha}) + M \epsilon w_{\gamma\alpha} = 0 \\
&\sum_{\alpha'\beta'\beta} (w_{\beta\gamma}^* w_{\beta'\alpha'}^* \Upsilon_{\beta'\alpha}^{\beta\alpha'} + u_{\gamma\beta} \Psi_{\beta'\beta}^{\alpha'\alpha} v_{\beta'\alpha'}) + iM \sum_{\beta} w_{\beta\gamma}^* (\omega^* \delta_{\alpha\beta} - \mu_{\beta\alpha}) + M \epsilon u_{\gamma\alpha} = M \delta_{\alpha\gamma}
\end{aligned} \tag{A19}$$

which can be rewritten in the aforementioned matrix notation for intuitive understanding as

$$\begin{aligned}
(u \cdot \Psi) v^T + M v^T + (w^T \cdot \Upsilon^T) w^T + iM(\omega \mathbb{1} - \mu) w^T &= M \mathbb{1} \\
(u \cdot \Psi) w^* + M w^* + (w^T \cdot \Upsilon^T) u^T + iM(\omega \mathbb{1} - \mu) u^T &= 0 \\
(\Upsilon^T \cdot w^*) v^T + iM(\omega^* \mathbb{1} - \mu^T) v^T + (\Psi \cdot v) w^T + M w^T \epsilon &= 0 \\
(\Upsilon^T \cdot w^*) w^* + iM(\omega^* \mathbb{1} - \mu^T) w^* + (\Psi \cdot v) u^T + M u^T \epsilon &= M \mathbb{1}
\end{aligned} \tag{A20}$$

Now the resolvent is the derivative of the potential, which at the saddle point reads

$$G(\omega, \omega^*) = \frac{\partial \Phi(\omega, \omega^*)}{\partial \omega} = i \frac{1}{M} \text{Tr} [w(\omega, \omega^*)], \tag{A21}$$

and similarly

$$G^*(\omega, \omega^*) = \frac{\partial \Phi(\omega, \omega^*)}{\partial \omega^*} = i \frac{1}{M} \text{Tr} [w^*(\omega, \omega^*)]. \tag{A22}$$

Notice that (a bit strangely) $iw = (iw^*)^*$ as emphasized in [9].

The spectral density is then the derivative of the resolvent

$$2\pi\rho = \text{Re} \left[\frac{\partial G}{\partial \omega^*} \right] = \text{Re} \left[\frac{\partial G^*}{\partial \omega} \right]. \tag{A23}$$

Hence if w is only a function of ω (and w^* is only a function of ω^*), we get that the derivative of G with respect to ω^* is equal to zero, defining regions with a zero density of eigenvalues

2. Conditions for boundary of the bulk of the spectrum

Let us first study the third line of Eq. (A19). When $\epsilon \rightarrow 0$, it is a linear equation for v that can be written

$$\sum_{\mu\nu} K_{\alpha\gamma}^{\mu\nu} v_{\mu\nu} = -i\omega^* v_{\alpha\gamma} \tag{A24}$$

with a linear operator K defined as

$$K_{\alpha\gamma}^{\mu\nu} = \frac{1}{M} \sum_{\alpha'\beta'} \Upsilon_{\beta'\gamma}^{\nu\alpha'} w_{\beta'\alpha'}^* \delta_{\alpha\mu} + \frac{1}{M} \sum_{\beta} w_{\alpha\beta} \Psi_{\mu\beta}^{\nu\gamma} - i\delta_{\mu\alpha} \mu_{\nu\gamma}. \quad (\text{A25})$$

Eq. (A24) always has the trivial solution $v \equiv 0$. If this is the case, one immediately observes that the first and last lines of Eq. (A24) imply that G (resp. G^*) is an analytic function of ω (resp. ω^*). Hence the density of eigenvalues is certainly zero when $v = 0$.

Another possibility is that v is a non-trivial eigenvector of K with eigenvalue $-i\omega^*$. We assume, as in [9], that v and w^* are continuous at the boundary limiting the complex plane domain where the density is non zero. (Note that this does not imply that the density itself is continuous – and in fact, it is not in generic cases.) One can then determine the matrices w^* appearing in K using the second line of

$$\begin{aligned} \sum_{\alpha'\beta'} w_{\gamma\beta} w_{\alpha'\beta'} \Upsilon_{\alpha\beta'}^{\alpha'\beta} + iM \sum_{\beta} (\omega \delta_{\beta\alpha} - \mu_{\alpha\beta}) w_{\gamma\beta} &= M \delta_{\alpha\gamma} \\ \sum_{\alpha'\beta'} w_{\beta\gamma}^* w_{\beta'\alpha'}^* \Upsilon_{\beta'\alpha}^{\beta\alpha'} + iM \sum_{\beta} w_{\beta\gamma}^* (\omega^* \delta_{\alpha\beta} - \mu_{\beta\alpha}) &= M \delta_{\alpha\gamma} \end{aligned} \quad (\text{A26})$$

which can be simplified as

$$\begin{aligned} \sum_{\beta} w_{\beta\gamma}^* \left(\sum_{\alpha'\beta'} w_{\beta'\alpha'}^* \Upsilon_{\beta'\alpha}^{\beta\alpha'} + iM (\omega^* \delta_{\alpha\beta} - \mu_{\beta\alpha}) \right) &= M \delta_{\alpha\gamma} \\ \Rightarrow \sum_{\gamma\beta} (w^*)_{\gamma\eta}^{-1} w_{\beta\gamma}^* \sum_{\alpha'\beta'} w_{\beta'\alpha'}^* \Upsilon_{\beta'\alpha}^{\beta\alpha'} + \sum_{\beta\gamma} i (w^*)_{\gamma\eta}^{-1} M (\omega^* \delta_{\alpha\beta} - \mu_{\beta\alpha}) w_{\beta\gamma}^* &= M \sum_{\gamma} \delta_{\alpha\gamma} (w^*)_{\gamma\eta}^{-1} \\ &\Rightarrow \sum_{\alpha'\beta'} w_{\beta'\alpha'}^* \Upsilon_{\beta'\alpha}^{\beta\alpha'} = M (w^*)_{\alpha\beta}^{-1} - iM (\omega^* \delta_{\alpha\beta} - \mu_{\beta\alpha}) \end{aligned} \quad (\text{A27})$$

This expression can be inserted in the eigenvalue equation for v :

$$\begin{aligned} \sum_{\mu\nu} (K_{\alpha\gamma}^{\mu\nu} + i\omega^* \delta_{\alpha\mu} \delta_{\gamma\nu}) v_{\mu\nu} &= 0 \\ \Rightarrow \sum_{\mu\nu} \left[\frac{1}{M} \sum_{\alpha'\beta'} \Upsilon_{\beta'\gamma}^{\nu\alpha'} w_{\beta'\alpha'}^* \delta_{\alpha\mu} + \frac{1}{M} \sum_{\beta} w_{\alpha\beta} \Psi_{\mu\beta}^{\nu\gamma} + i(\omega^* \delta_{\alpha\mu} \delta_{\gamma\nu} - \mu_{\nu\gamma} \delta_{\alpha\mu}) \right] v_{\mu\nu} &= 0 \\ \Rightarrow \sum_{\mu\nu} \left[(w^*)_{\gamma\nu}^{-1} \delta_{\alpha\mu} - i(\omega^* \delta_{\gamma\nu} - \mu_{\nu\gamma}) \delta_{\alpha\mu} + \frac{1}{M} \sum_{\beta} w_{\alpha\beta} \Psi_{\mu\beta}^{\nu\gamma} + i(\omega^* \delta_{\alpha\mu} \delta_{\gamma\nu} - \mu_{\nu\gamma} \delta_{\alpha\mu}) \right] v_{\mu\nu} &= 0 \\ \Rightarrow \sum_{\mu\nu} \left[\sum_{\gamma} w_{\eta\gamma}^* \left((w^*)_{\gamma\nu}^{-1} \delta_{\alpha\mu} + \frac{1}{M} \sum_{\beta} w_{\alpha\beta} \Psi_{\mu\beta}^{\nu\gamma} \right) \right] v_{\mu\nu} &= 0 \\ \Rightarrow \left| \delta_{\eta\nu} \delta_{\alpha\mu} + \frac{1}{M} \sum_{\beta\gamma} w_{\alpha\beta} \Psi_{\mu\beta}^{\nu\gamma} w_{\eta\gamma}^* \right| &= 0 \end{aligned} \quad (\text{A28})$$

We now have the conditions defining the boundary as:

$$\begin{aligned} \left| \delta_{\eta\nu} \delta_{\alpha\mu} + \frac{1}{M} \sum_{\beta\gamma} w_{\alpha\beta} \Psi_{\mu\beta}^{\nu\gamma} w_{\eta\gamma}^* \right| &= 0 \\ \sum_{\alpha'\beta'} w_{\gamma\beta} w_{\alpha'\beta'} \Upsilon_{\alpha\beta'}^{\alpha'\beta} + iM \sum_{\beta} (\omega \delta_{\beta\alpha} - \mu_{\alpha\beta}) w_{\gamma\beta} &= M \delta_{\alpha\gamma} \\ iw_{\alpha\beta} &= (iw_{\alpha\beta}^*)^* \end{aligned} \quad (\text{A29})$$

Note that the determinant needs to be calculated by converting the object in 4 indices to 2 indices, grouping $\alpha\gamma$ and $\mu\nu$ separately. We are also able to confirm that all matrices v that are “eigenvectors” of the object $\Psi w^* w$ will also

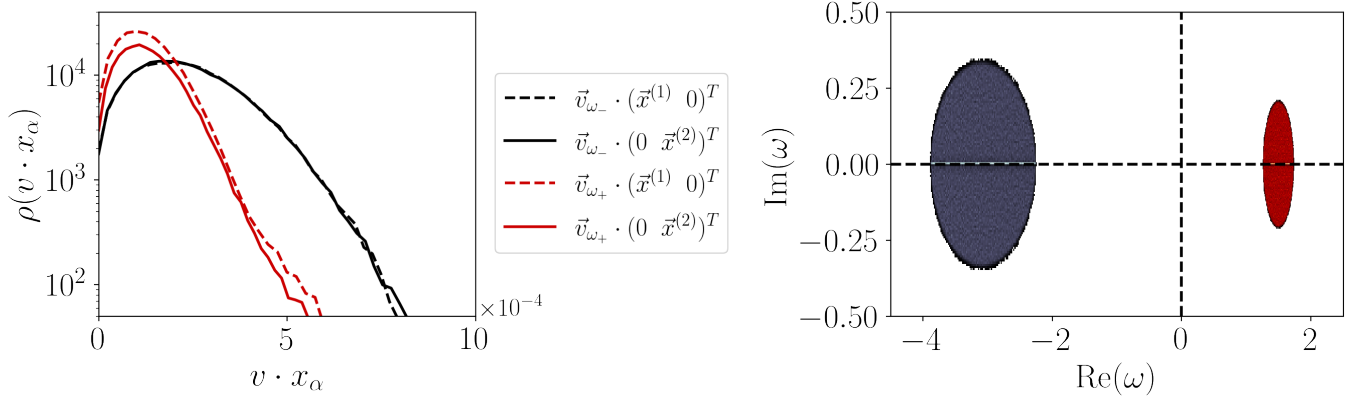


FIG. 5. Here we see the regional properties of the eigenvectors for the Lotka-Volterra model on two islands. On the left, the red lines are the distributions of the dot products of the eigenvectors corresponding to the positive eigenvalues (red region on right) with vectors corresponding to the two variables $\vec{x}^{(1)}$ and $\vec{x}^{(2)}$, and the black lines are the same for the eigenvectors corresponding to the negative eigenvalues (grey region on the right). We see that one set of vectors is more widely distributed among the two spaces, while the other is somewhat localised in comparison. We see this behaviour in cases where there are two eigenvalue regions separated by boundaries given by our analytical equations, even if they overlap entirely, as in fig. 1.

be hermitian. We would get the same equations whenever

$$u^T(\Psi \cdot v) = \sum_{\alpha' \beta' \beta} u_{\beta\alpha} \Psi_{\beta'\gamma}^{\alpha'\beta} v_{\beta'\alpha'} = 0 \quad (\text{A30})$$

since in this case the term $u^T(\Psi \cdot v)$ drops out of equation on w^* , even when $v \neq 0$ but belongs to the null space of Ψ (the case $u = 0$ leads to inconsistencies). Hence when we solve numerically eqs. (A29) we expect to find lines that do not correspond to the boundary delimiting the spectrum of our initial problem. As discussed in the main text, we conjecture that these lines correspond to changes in the structure of the eigenvectors of the stability matrix. We illustrate this in fig. 5, where the components of one set of eigenvectors is seen to be widely spread among the spaces of both variables in the system ($x^{(1)}$ and $x^{(2)}$), while the other is localised in a seemingly statistically similar manner in both.

Appendix B: Correlations and Mean values

1. Two Island Lotka-Volterra system

Consider the two island Lotka-Volterra equations

$$\begin{aligned} \dot{x}_i &= \gamma x_i \left(\sum_j J_{ij} (x_j + \tau_1 y_j) - (x_i + \tau_2 y_i) \right) + \kappa_x \\ \dot{y}_i &= \gamma y_i \left(\sum_j J_{ij} (y_j + \tau_1 x_j) - (y_i + \tau_2 x_i) \right) + \kappa_y \end{aligned} \quad (\text{B1})$$

which can be expressed in matrix form as

$$\begin{pmatrix} \dot{\delta x} \\ \dot{\delta y} \end{pmatrix} = L \begin{pmatrix} \delta x \\ \delta y \end{pmatrix}, \quad \text{with} \quad L = \begin{pmatrix} L_{xx} & L_{xy} \\ L_{yx} & L_{yy} \end{pmatrix}, \quad (\text{B2})$$

where the terms of the stability matrix are given by

$$\begin{aligned}
L_{xx}^{ij} &= \gamma \delta_{ij} \left(\sum_k J_{ik} (x^* + \tau_1 y^*) - 2x^* - \tau_2 y^* + \kappa_x \right) + \gamma x_i^* J_{ij} \\
L_{xy}^{ij} &= -\delta_{ij} \gamma x_i^* \tau_2 + \gamma x_i^* \tau_1 J_{ij} \\
L_{yx}^{ij} &= -\delta_{ij} \gamma y_i^* \tau_2 + \gamma y_i^* \tau_1 J_{ij} \\
L_{yy}^{ij} &= \gamma \delta_{ij} \left(\sum_k J_{ik} (y^* + \tau_1 x^*) - 2y^* - \tau_2 x^* + \kappa_y \right) + \gamma y_i^* J_{ij}
\end{aligned} \tag{B3}$$

around steady state we'll also have $x_i^* \approx \frac{\kappa_x - \tau_2 \kappa_y}{1 - \tau_2^2}$, $y_i^* \approx \frac{\kappa_y - \tau_2 \kappa_x}{1 - \tau_2^2}$. which lets us express all terms of our rotated matrix R in terms of the system parameters,

$$\begin{aligned}
R_{ij}^{11} &= \sum_{kl} w_{i,k}^{1,x} L_{kl}^{xx} w_{j,l}^{1,x} = -\delta_{ij} x^* \gamma + \gamma \sum_{k\mu} w_{ik} w_{jk} J_{k\mu} (x^* + \tau_1 y^*) + \gamma \sum_{kl} w_{ik} w_{jl} x^* J_{kl} \\
R_{ij}^{12} &= \sum_{kl} w_{i,k}^{1,x} L_{kl}^{xy} w_{j,l}^{2,y} = -\delta_{ij} x^* \tau_2 \gamma + \gamma \sum_{kl} w_{ik} w_{jl} x^* \tau_1 J_{kl} \\
R_{ij}^{21} &= \sum_{kl} w_{i,k}^{2,y} L_{kl}^{yx} w_{j,l}^{1,x} = -\delta_{ij} y^* \tau_2 \gamma + \gamma \sum_{kl} w_{ik} w_{jl} y^* \tau_1 J_{kl} \\
R_{ij}^{22} &= \sum_{kl} w_{i,k}^{2,y} L_{kl}^{yy} w_{j,l}^{2,y} = -\delta_{ij} y^* \gamma + \gamma \sum_{k\mu} w_{ik} w_{jk} J_{k\mu} (y^* + \tau_1 x^*) + \gamma \sum_{kl} w_{ik} w_{jl} y^* J_{kl}
\end{aligned} \tag{B4}$$

where the choice made on the vector basis $V = \delta \times W$ means $w^{1,y} = 0$ and $w^{2,x} = 0$, and the basis w is orthogonal and normalised to 1. So the statistics of the matrix are

$$\begin{aligned}
\overline{R}_{ij} &= -\delta_{ij} \gamma \begin{pmatrix} x^* & x^* \tau_2 \\ y^* \tau_2 & y^* \end{pmatrix} \\
MN \overline{R}_{ij} \overline{R}_{kl} &= NM \delta_{ik} \delta_{jl} \sigma_J^2 \gamma^2 \begin{pmatrix} (x^* + y^* \tau_1)^2 + x^{*2} & \tau_1 x^{*2} & \tau_1 x^* y^* & (x^* + y^* \tau_1)(y^* + x^* \tau_1) + x^* y^* \\ \tau_1 x^{*2} & (x^* \tau_1)^2 & x^* y^* \tau_1^2 & \tau_1 x^* y^* \\ \tau_1 x^* y^* & x^* y^* \tau_1^2 & (y^* \tau_1)^2 & \tau_1 y^{*2} \\ (x^* + y^* \tau_1)(y^* + x^* \tau_1) + x^* y^* & \tau_1 x^* y^* & \tau_1 y^{*2} & (y^* + x^* \tau_1)^2 + y^{*2} \end{pmatrix} \\
&+ NM \delta_{il} \delta_{jk} \sigma_J^2 \gamma^2 \rho \begin{pmatrix} \frac{1}{\rho} (x^* + y^* \tau_1)^2 + x^{*2} & \tau_1 x^{*2} & \tau_1 x^* y^* & \frac{1}{\rho} (x^* + y^* \tau_1)(y^* + x^* \tau_1) + x^* y^* \\ \tau_1 x^{*2} & (x^* \tau_1)^2 & x^* y^* \tau_1^2 & \tau_1 x^* y^* \\ \tau_1 x^* y^* & x^* y^* \tau_1^2 & (y^* \tau_1)^2 & \tau_1 y^{*2} \\ \frac{1}{\rho} (x^* + y^* \tau_1)(y^* + x^* \tau_1) + x^* y^* & \tau_1 x^* y^* & \tau_1 y^{*2} & \frac{1}{\rho} (y^* + x^* \tau_1)^2 + y^{*2} \end{pmatrix}
\end{aligned} \tag{B5}$$

So these are our Ψ and Υ matrices respectively.

2. Good exchange economic model

We modify the initial dynamical equations and rewrite them for exponents $\xi = \log p$ and $\eta = \log S$

$$\begin{aligned}
\frac{d\xi_i}{dt} &= \frac{\kappa}{Ny} \left(\sum_j \Theta(\omega_{ji} - \xi_i - \eta_j) - Y \right) \\
\frac{d\eta_i}{dt} &= \frac{\kappa}{Ny} \left(\sum_j \Theta(\omega_{ij} - \xi_j - \eta_i) e^{\xi_j - \xi_i} - \sum_j \Theta(\omega_{ji} - \xi_i - \eta_j) \right)
\end{aligned} \tag{B6}$$

where $\omega = \log \theta$. Looking for linear perturbations of the sort $\xi_i = \xi_i^* + \delta\xi_i$ and $\eta_i = \eta_i^* + \delta\eta_i$, we would have,

$$\begin{aligned} \frac{d\xi_i^*}{dt} + \frac{d\delta\xi_i}{dt} &= \frac{\kappa}{Ny} \left(\sum_j \Theta(\omega_{ji} - \xi_i^* - \eta_j^* - \delta\xi_i - \delta\eta_j) - Y \right) \\ \Rightarrow \frac{d\delta\xi_i}{dt} &= -\frac{\kappa}{Ny} \left(\sum_j \delta(\omega_{ji} - \xi_i^* - \eta_j^*) (\delta\xi_i + \delta\eta_j) \right) \\ \Rightarrow \frac{d\delta\xi_i}{dt} &= -\delta\xi_i \frac{\kappa}{Ny} \sum_j \delta(\omega_{ji} - \xi_i^* - \eta_j^*) - \frac{\kappa}{Ny} \sum_j \delta(\omega_{ji} - \xi_i^* - \eta_j^*) \delta\eta_j \end{aligned} \quad (\text{B7})$$

Similarly,

$$\begin{aligned} \frac{d\eta_i^*}{dt} + \frac{d\delta\eta_i}{dt} &= \frac{\kappa}{Ny} \sum_j \Theta(\omega_{ij} - \xi_j^* - \eta_i^* - \delta\xi_j - \delta\eta_i) e^{\xi_j^* - \xi_i^* + \delta\xi_j - \delta\xi_i} - \frac{\kappa}{Ny} \sum_j \Theta(\omega_{ji} - \xi_i^* - \eta_j^* - \delta\xi_i - \delta\eta_j) \\ \Rightarrow \frac{d\delta\eta_i}{dt} &= \frac{\kappa}{Ny} \sum_j \Theta(\omega_{ij} - \xi_j^* - \eta_i^*) e^{\xi_j^* - \xi_i^*} (\delta\xi_j - \delta\xi_i) - \frac{\kappa}{Ny} \sum_j \delta(\omega_{ij} - \xi_j^* - \eta_i^*) e^{\xi_j^* - \xi_i^*} (\delta\xi_j + \delta\eta_i) \\ &\quad + \frac{\kappa}{Ny} \sum_j \delta(\omega_{ji} - \xi_i^* - \eta_j^*) (\delta\xi_i + \delta\eta_j) \\ \Rightarrow \frac{d\delta\eta_i}{dt} &= \frac{\kappa}{Ny} \sum_j (\Theta(\omega_{ij} - \xi_j^* - \eta_i^*) - \delta(\omega_{ij} - \xi_j^* - \eta_i^*)) e^{\xi_j^* - \xi_i^*} \delta\xi_j \\ &\quad + \frac{\kappa}{Ny} \delta\xi_i \sum_j (\delta(\omega_{ji} - \xi_i^* - \eta_j^*) - \Theta(\omega_{ij} - \xi_j^* - \eta_i^*) e^{\xi_j^* - \xi_i^*}) \\ &\quad + \frac{\kappa}{Ny} \sum_j \delta(\omega_{ji} - \xi_i^* - \eta_j^*) \delta\eta_j - \delta\eta_i \frac{\kappa}{Ny} \sum_j \delta(\omega_{ij} - \xi_j^* - \eta_i^*) e^{\xi_j^* - \xi_i^*} \end{aligned} \quad (\text{B8})$$

This gives the matrix equation for their perturbations

$$\begin{pmatrix} \dot{\vec{\delta\xi}} \\ \dot{\vec{\delta\eta}} \end{pmatrix} = \begin{pmatrix} \mathbb{A} & \mathbb{B} \\ \mathbb{C} & \mathbb{D} \end{pmatrix} \begin{pmatrix} \vec{\delta\xi} \\ \vec{\delta\eta} \end{pmatrix} \quad (\text{B9})$$

where like before we have

$$\begin{aligned} \mathbb{A}_{ij} &= -\delta_{ij} \frac{\kappa}{Ny} \sum_k f'_{ki} \\ \mathbb{B}_{ij} &= -\frac{\kappa}{Ny} f'_{ji} \\ \mathbb{C}_{ij} &= -\delta_{ij} \frac{\kappa}{Ny} \sum_k \left[e^{\xi_k^* - \xi_i^*} f_{ik} - f'_{ki} \right] + \frac{\kappa}{Ny} e^{\xi_j^* - \xi_i^*} [f_{ij} - f'_{ij}] \\ \mathbb{D}_{ij} &= -\delta_{ij} \frac{\kappa}{Ny} \sum_k f'_{ik} e^{\xi_k^* - \xi_i^*} + \frac{\kappa}{Ny} f'_{ji} \end{aligned} \quad (\text{B10})$$

where the function $f(\beta E_{ij})$ is the continuous form of the heaviside theta function chosen, which in our case is again fermi-dirac. Taking average over disorder and expressing $\xi_i^* = \mu_\xi + \zeta_i/\sqrt{N}$ and $\eta_i^* = \mu_\eta + \epsilon_i/\sqrt{N}$, we can divide this into the constant and the fluctuating parts, the constant matrix given by

$$\begin{aligned} \mathbb{A}'_{ij} &= -\delta_{ij} \frac{\kappa}{y} P_\omega^* \\ \mathbb{B}'_{ij} &= -\frac{\kappa}{Ny} P_\omega^* \\ \mathbb{C}'_{ij} &= -\delta_{ij} \frac{\kappa}{y} (P_{>}^* - P_\omega^*) + (P_{>}^* - P_\omega) \frac{\kappa}{Ny} \\ \mathbb{D}'_{ij} &= -\delta_{ij} \frac{\kappa}{y} P_\omega^* + \frac{\kappa}{Ny} P_\omega^* \end{aligned} \quad (\text{B11})$$

Rotating the matrix in the way prescribed in the main text with a double orthogonal basis $W_{(M)} \times W_{(N)}$, we will have

$$\begin{aligned} \frac{N^2 y^2}{\kappa^2} \overline{\mathbb{R}_{i^{\epsilon_1} j^{\epsilon_2}} \mathbb{R}_{i^{\epsilon_3} j^{\epsilon_4}}} &= \left(\begin{pmatrix} 2 & 0 \\ -2 & 0 \\ -2 & 0 \\ 10 & 0 \end{pmatrix} \begin{pmatrix} 0 & 2 \\ 0 & -2 \\ 0 & -2 \\ 0 & 10 \end{pmatrix} \right) \frac{\beta P_\omega^*}{6} + \left(\begin{pmatrix} 0 & 2 \\ 0 & 2 \\ 0 & -2 \\ -8 & 2 \end{pmatrix} \begin{pmatrix} 2 & 0 \\ -2 & 0 \\ 2 & 0 \\ 2 & -8 \end{pmatrix} \right) P_\omega^2 \\ &+ \left(\begin{pmatrix} 2 & 0 \\ 2 & 0 \\ 2 & 0 \\ 2 & 0 \end{pmatrix} \begin{pmatrix} 0 & -2 \\ 0 & -2 \\ 0 & -2 \\ 0 & -2 \end{pmatrix} \right) (P_\omega/2 - P_{>} P_\omega) + \left(\begin{pmatrix} 1 & 1 \\ -1 & -1 \\ -1 & -1 \\ 1 & 1 \end{pmatrix} \begin{pmatrix} 1 & 1 \\ -1 & -1 \\ -1 & -1 \\ 1 & 1 \end{pmatrix} \right) (2P_{>} P_\omega + P_{>}) \end{aligned} \quad (\text{B12})$$

from which we can deduce $\Psi_{\epsilon_3 \epsilon_4}^{\epsilon_1 \epsilon_2} = NM \overline{\mathbb{R}_{i^{\epsilon_1} j^{\epsilon_2}} \mathbb{R}_{i^{\epsilon_3} j^{\epsilon_4}}}$, and

$$\begin{aligned} \frac{N^2 y^2}{\kappa^2} \overline{\mathbb{R}_{i^{\epsilon_1} j^{\epsilon_2}} \mathbb{R}_{j^{\epsilon_4} i^{\epsilon_3}}} &= \left(\begin{pmatrix} 1 & -1 \\ 1 & -1 \\ 1 & 3 \\ 1 & 3 \end{pmatrix} \begin{pmatrix} -1 & 1 \\ 3 & -3 \\ -1 & -3 \\ 3 & 9 \end{pmatrix} \right) \left(\frac{\beta P_\omega^*}{6} - P_\omega^2 \right) + \left(\begin{pmatrix} -2 & 0 \\ 4 & -2 \\ 4 & 2 \\ -6 & 0 \end{pmatrix} \begin{pmatrix} 0 & 2 \\ 2 & -4 \\ -2 & -4 \\ 0 & 6 \end{pmatrix} \right) P_\omega P_{>} \\ &+ \left(\begin{pmatrix} 3 & 0 \\ -2 & -1 \\ -2 & 1 \\ -1 & 0 \end{pmatrix} \begin{pmatrix} 0 & -3 \\ 1 & 2 \\ -1 & 2 \\ 0 & -1 \end{pmatrix} \right) P_\omega + \left(\begin{pmatrix} 1 & 1 \\ -1 & -1 \\ -1 & -1 \\ 1 & 1 \end{pmatrix} \begin{pmatrix} 1 & 1 \\ -1 & -1 \\ -1 & -1 \\ 1 & 1 \end{pmatrix} \right) (P_{>} - P_{>}^2) \end{aligned} \quad (\text{B13})$$

which is $\Upsilon_{\epsilon_3 \epsilon_4}^{\epsilon_1 \epsilon_2} = NM \overline{\mathbb{R}_{i^{\epsilon_1} j^{\epsilon_2}} \mathbb{R}_{j^{\epsilon_4} i^{\epsilon_3}}}$ multiplied by certain factors. For the spectra in fig. 3, we ignore the terms not containing β , as they are much smaller in comparison.

-
- [1] R. M. May, Will a large complex system be stable?, *Nature* **238**, 413 (1972).
 - [2] R. MacArthur, Fluctuations of animal populations and a measure of community stability, *ecology* **36**, 533 (1955).
 - [3] K. S. McCann, The diversity–stability debate, *Nature* **405**, 228 (2000).
 - [4] R. M. May, Stability in multispecies community models, *Mathematical Biosciences* **12**, 59 (1971).
 - [5] S. Allesina and S. Tang, Stability criteria for complex ecosystems, *Nature* **483**, 205 (2012).
 - [6] S. Allesina and S. Tang, The stability–complexity relationship at age 40: a random matrix perspective, *Population Ecology* **57**, 63 (2015).
 - [7] L. Stone, The feasibility and stability of large complex biological networks: a random matrix approach, *Scientific reports* **8**, 8246 (2018).
 - [8] P. Landi, H. O. Minoarivelo, Å. Brännström, C. Hui, and U. Dieckmann, Complexity and stability of ecological networks: a review of the theory, *Population Ecology* **60**, 319 (2018).
 - [9] J. W. Baron and T. Galla, Dispersal-induced instability in complex ecosystems, *Nature communications* **11**, 6032 (2020).
 - [10] I. Akjouj, M. Barbier, M. Clenet, W. Hachem, M. Maïda, F. Massol, J. Najim, and V. C. Tran, Complex systems in ecology: A guided tour with large lotka-volterra models and random matrices, *arXiv preprint arXiv:2212.06136* (2022).
 - [11] Y. V. Fyodorov and B. A. Khoruzhenko, Nonlinear analogue of the may-wigner instability transition, *Proceedings of the National Academy of Sciences* **113**, 6827 (2016).
 - [12] G. Biroli, G. Bunin, and C. Cammarota, Marginally stable equilibria in critical ecosystems, *New Journal of Physics* **20**, 083051 (2018).
 - [13] A. Altieri, F. Roy, C. Cammarota, and G. Biroli, Properties of equilibria and glassy phases of the random lotka-volterra model with demographic noise, *Physical Review Letters* **126**, 258301 (2021).
 - [14] G. G. Lorenzana and A. Altieri, Well-mixed lotka-volterra model with random strongly competitive interactions, *Physical Review E* **105**, 024307 (2022).
 - [15] V. Ros, F. Roy, G. Biroli, G. Bunin, and A. M. Turner, Generalized lotka-volterra equations with random, non-reciprocal interactions: The typical number of equilibria, *Physical Review Letters* **130**, 257401 (2023).
 - [16] J. Moran and J.-P. Bouchaud, May’s instability in large economies, *Physical Review E* **100**, 032307 (2019).
 - [17] E. Liu and A. Tsyvinski, *Dynamical structure and spectral properties of input-output networks*, Tech. Rep. (National Bureau of Economic Research, 2020).
 - [18] T. Dessertaine, J. Moran, M. Benzaquen, and J.-P. Bouchaud, Out-of-equilibrium dynamics and excess volatility in firm networks, *Journal of Economic Dynamics and Control* **138**, 104362 (2022).
 - [19] N. Patil and J.-P. Bouchaud, forthcoming.
 - [20] C. Duan, T. Nishikawa, D. Eroglu, and A. E. Motter, Network structural origin of instabilities in large complex systems, *Science advances* **8**, eabm8310 (2022).
 - [21] A. J. Lotka, Analytical note on certain rhythmic relations

- in organic systems, *Proceedings of the National Academy of Sciences* **6**, 410 (1920).
- [22] H. J. Sommers, A. Crisanti, H. Sompolinsky, and Y. Stein, Spectrum of large random asymmetric matrices, *Physical review letters* **60**, 1895 (1988).
 - [23] T. Oraby, The spectral laws of hermitian block-matrices with large random blocks, (2007).
 - [24] G. Anderson and O. Zeitouni, A law of large numbers for finite-range dependent random matrices, *Communications on Pure and Applied Mathematics: A Journal Issued by the Courant Institute of Mathematical Sciences* **61**, 1118 (2008).
 - [25] J. Aljadeff, D. Renfrew, and M. Stern, Eigenvalues of block structured asymmetric random matrices, *Journal of Mathematical Physics* **56** (2015).
 - [26] G. M. Cicuta and M. Pernici, Sparse random block matrices, *Journal of Physics A: Mathematical and Theoretical* **55**, 175202 (2022).
 - [27] G. M. Cicuta and M. Pernici, Sparse block-structured random matrices: universality, *Journal of Physics: Complexity* **4**, 025004 (2023).
 - [28] G. Parisi, Soft modes in jammed hard spheres (i): Mean field theory of the isostatic transition, *arXiv preprint arXiv:1401.4413* (2014).
 - [29] G. M. Cicuta, J. Krausser, R. Milkus, and A. Zaccone, Unifying model for random matrix theory in arbitrary space dimensions, *Physical Review E* **97**, 032113 (2018).
 - [30] S. Franz, F. Nicoletti, G. Parisi, and F. Ricci-Tersenghi, Delocalization transition in low energy excitation modes of vector spin glasses, *SciPost Physics* **12**, 016 (2022).
 - [31] S. Franz, F. Nicoletti, and F. Ricci-Tersenghi, Linear low energy excitations in fully-connected models of glasses, *Journal of Statistical Mechanics: Theory and Experiment* **2022**, 053302 (2022).
 - [32] V. L. Girko, Circular law, *Theory of Probability & Its Applications* **29**, 694 (1985).
 - [33] C. Bordenave and D. Chafaï, Around the circular law, (2012).
 - [34] E. P. Wigner, On the distribution of the roots of certain symmetric matrices, *Annals of Mathematics* **67**, 325 (1958).
 - [35] J. Grilli, T. Rogers, and S. Allesina, Modularity and stability in ecological communities, *Nature communications* **7**, 12031 (2016).
 - [36] L. Poley, T. Galla, and J. W. Baron, Eigenvalue spectra of finely structured random matrices, *arXiv preprint arXiv:2311.02006* (2023).