

The DSA Transparency Database: Auditing Self-reported Moderation Actions by Social Media

AMAURY TRUJILLO, Institute of Informatics and Telematics, National Research Council, Italy

TIZIANO FAGNI, Institute of Informatics and Telematics, National Research Council, Italy

STEFANO CRESCI, Institute of Informatics and Telematics, National Research Council, Italy

Since September 2023, the Digital Services Act (DSA) obliges large online platforms to submit detailed data on each moderation action they take within the European Union (EU) to the *DSA Transparency Database*. From its inception, this centralized database has sparked scholarly interest as an unprecedented and potentially unique trove of data on real-world online moderation. Here, we thoroughly analyze all 353.12M records submitted by the eight largest social media platforms in the EU during the first 100 days of the database. Specifically, we conduct a platform-wise comparative study of their: volume of moderation actions, grounds for decision, types of applied restrictions, types of moderated content, timeliness in undertaking and submitting moderation actions, and use of automation. Furthermore, we systematically cross-check the contents of the database with the platforms' own transparency reports. Our analyses reveal that (i) the platforms adhered only in part to the philosophy and structure of the database, (ii) the structure of the database is partially inadequate for the platforms' reporting needs, (iii) the platforms exhibited substantial differences in their moderation actions, (iv) a remarkable fraction of the database data is inconsistent, (v) the platform X (formerly Twitter) presents the most inconsistencies. Our findings have far-reaching implications for policymakers and scholars across diverse disciplines. They offer guidance for future regulations that cater to the reporting needs of online platforms in general, but also highlight opportunities to improve and refine the database itself.

CCS Concepts: • **Human-centered computing** → **Empirical studies in collaborative and social computing**; • **Information systems** → **Social networking sites**; • **Social and professional topics** → **Governmental regulations**.

Additional Key Words and Phrases: social media, content moderation, digital services act, online regulation

ACM Reference Format:

Amaury Trujillo, Tiziano Fagni, and Stefano Cresci. 2024. The DSA Transparency Database: Auditing Self-reported Moderation Actions by Social Media. In . ACM, New York, NY, USA, 23 pages. <https://doi.org/XXXXXXX.XXXXXXX>

1 INTRODUCTION

Content moderation refers to the strategies and processes through which an online platform ensures that the content and behaviors it hosts adhere to the platform's self-defined standards and guidelines, and to legal regulations [23]. Moderation interventions are the specific actions through which platforms enforce such strategies and processes. Currently, a wide array of interventions are adopted, which involve removing content and users [33], demoting, restricting, or otherwise reducing their visibility [36, 52], showing users warning messages [35] or attaching warning labels to problematic content [57], and even acting on monetary rewards [40].

Permission to make digital or hard copies of all or part of this work for personal or classroom use is granted without fee provided that copies are not made or distributed for profit or commercial advantage and that copies bear this notice and the full citation on the first page. Copyrights for components of this work owned by others than the author(s) must be honored. Abstracting with credit is permitted. To copy otherwise, or republish, to post on servers or to redistribute to lists, requires prior specific permission and/or a fee. Request permissions from permissions@acm.org.

Conference acronym 'XX, Sometime 01–02, 2024, Neverland

© 2024 Copyright held by the owner/author(s). Publication rights licensed to ACM.

ACM ISBN 978-1-4503-XXXX-X/YY/ZZ

<https://doi.org/XXXXXXX.XXXXXXX>

However, despite their importance in maintaining safe and healthy online environments, the application of these interventions often sparks concerns. The controversies are multifaceted, such as considering the potential misuse of removals and reduced visibility decisions as a form of censorship that threatens users' freedom of speech [41]. Furthermore, transparency in content moderation is often questioned, as the processes behind moderation decisions –whether executed by black-box AI algorithms or human moderators– are sometimes perceived as opaque, or lacking clarity and consistency [24]. Issues of explainability, fairness, and the susceptibility of automated systems to biases further contribute to the ongoing debate [42], highlighting the delicate balance that platforms must strike between upholding community standards and legal obligations, and respecting user rights in the digital sphere [27].

1.1 The Digital Services Act

In light of the predominant role held by large online platforms in controlling the flow of information and shaping user opinions, the European Union (EU) recently enacted a strategic response to address the intricate challenges of regulating online spaces. This response also meets the growing demand for legislative intervention to reform the existing model centered on platform self-regulation, wherein social media have long been largely autonomous in defining and implementing their own rules and procedures. The Digital Services Act (DSA) is the regulation officially introduced by the EU on October 2022 to modernize its legal framework governing digital services [20]. Its aim is to create a safer and more accountable online environment for users within the EU, by addressing a range of issues related to online platforms, including content moderation, user safety, and the responsibilities of digital service providers [14, 54]. The DSA specifically includes several articles with important implications for online content moderation, the most relevant of which are briefly presented in the following.

- **Article 33** designates those platforms with more than 45M users in the EU as either *very large online platforms* (VLOPs) or *very large online search engines* (VLOSEs). Due to their strategic role, these must comply with the most stringent rules of the DSA. On April 2023, the EU designated an initial set of 17 VLOPs and 2 VLOSEs,¹ whereas on December 2023 it identified a second set of 3 VLOPs focused on adult content.²
- **Article 15** demands that VLOPs and VLOSEs release periodic *transparency reports*. These must contain updated aggregated figures on active recipients,³ content removals, user appeals, use of automation and AI in moderation, and timeliness of interventions, among other information.
- **Article 17** obliges VLOPs and VLOSEs to submit a clear and specific *statement of reasons* (SoR) for each of their moderation interventions. Each SoR must provide detailed and timely information on the intervention, its legal ground, and the content to which it was applied.
- **Article 24(5)** establishes that the European Commission must set up and maintain a database of SoRs. On September 2023 the EU established the *DSA Transparency Database*: an open, standardized, and centralized repository of all SoRs submitted within the scope of the DSA.

Collectively, these and all other DSA articles intend to set the stage for a transparent and harmonized approach to content moderation, underscoring the responsibilities of online platforms while ensuring consistency and fairness. The establishment of the DSA Transparency Database (henceforth DSA-TDB), in particular, marks an important milestone toward enforcing accountability,

¹https://ec.europa.eu/commission/presscorner/detail/en/IP_23_2413

²https://ec.europa.eu/commission/presscorner/detail/en/ip_23_6763

³Those users who either requested hosting of information or were exposed to information hosted on the platform.

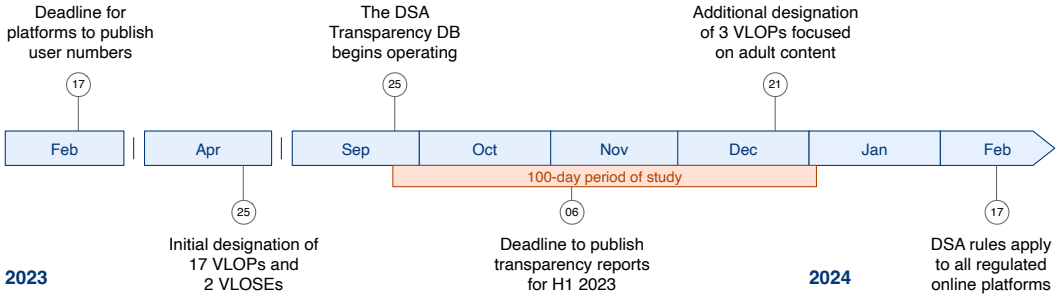


Fig. 1. Timeline of relevant events concerning the DSA Transparency Database.

as it represents an unprecedented resource of self-reported data that enables for the first time the possibility to track, scrutinize, and compare real-world platform moderation actions.

1.2 Research Questions and Contributions

Herein, we carry out an in depth quantitative analysis of very large social media moderation practices, as reflected by their SoR submissions to the DSA-TDB. We analyze all 353.12M SoRs submitted by eight platforms during the first 100 days of the DSA-TDB, providing an early yet thorough look into (i) the overall frequency of moderation interventions by very large social media, (ii) their grounds for decision, (iii) the types of applied restrictions, (iv) the types of moderated content, (v) the timeliness of their interventions, and (vi) their use of automation in content moderation. Figure 1 depicts this 100-day period of study (orange-colored) in the context of relevant events related to the DSA-TDB. In carrying out these analyses, we specifically focus on answering to the following research questions.

RQ1: *To what extent do social media provide adequate and detailed information in the SoRs they submit?*

Article 17 of the DSA specifies that each submitted SoR should be clear, specific, detailed, and timely. RQ1 evaluates the extent to which the different platforms aligned with these criteria. Then, other than shedding light on the adequacy and informativeness of the submitted SoRs, the analysis also uncovered some inherent limitations in the structure of the DSA-TDB that hinder platforms from fully meeting the goals of the DSA.

RQ2: *How consistent and coherent are the SoRs submitted by each social media?*

Articles 15 and 24(5) of the DSA establish two transparency mechanisms: transparency reports and the DSA-TDB. By cross-checking information submitted by each platform to the DSA-TDB and by comparing such information with those contained in their DSA Transparency Reports, the analyses entailed by RQ2 reveal the degree to which each platform submitted consistent and coherent information. In particular, we found striking inconsistencies in the information submitted by some of the platforms.

RQ3: *How do social media differ in their self-reported moderation actions?*

Assuming that the self-reported information contained in the DSA-TDB are reliable, their analysis sheds lights on the moderation practices of the different platforms. Our results to RQ3 reveal common patterns and marked differences between platforms, along multiple fundamental dimensions of content moderation, including the timeliness of interventions and the use of automation.

1.2.1 Significance. To the best of our knowledge, this is the first in-depth, platform-wise comparative analysis of moderation actions over an extended time period, in a vast social media ecosystem,

at a continental scale. As such, the implications of our work are many and various. On the one hand, our results allow drawing insights into the moderation practices of different platforms, for example, by identifying common patterns and striking differences. We also uncover incoherent data submitted by some platforms, which raises concerns on the reliability of some of the information contained in the DSA–TDB. On the other hand, our analysis also sheds light on some of the challenges implied by imposing a unified reporting structure to a large number of diverse platforms. Our findings can thus inform future developments of the DSA–TDB, so as to possibly overcome the limitations of the current structure.

2 RELATED WORK

We first present an overview of the *implications of the DSA* for online regulation, particularly on content moderation. We then consider the critical aspect of *platform transparency* for content moderation, both in the form of reports by platforms themselves and in the form of access to platforms' data for independent analysis. Finally, we discuss a couple of *precursory analyses* of the DSA–TDB in its earliest stage, and how the present work improves upon these.

2.1 The implications and impact of the DSA

The DSA marks a crucial advancement in EU digital services regulation, aiming to enhance user protection in an ever-increasing digital world. It focuses on improving online safety, transparency, and provider accountability [10, 56]. Moreover, the DSA contains stringent measures—particularly for VLOPs and VLOSEs—to reduce risks and foster safer platforms for millions of users that could inspire other jurisdictions to update their current norms [30]. For these reasons, the DSA has sparked scholarly debate on its potential implications and impact, in Europe and beyond.

For instance, Nunziato [43], along with Church and Pehlivan [14], explored the global impact that the DSA could have on social media content moderation. They suggest that the stringent requirements of the DSA could set global Internet moderation norms due to the high cost of implementing different systems for different jurisdictions. Given the attractiveness and power of the European single market, platforms are likely to use worldwide their already DSA-compliant systems. This is also likely to create some friction with other important markets, such as the United States of America, as the more stringent approach by the EU contrasts the approach by the USA, which often prioritizes freedom of speech. In particular, the pivotal Section 230, enacted in 1996 as part of the USA Communications Decency Act, states that online platforms are not to be treated as publishers, and are thus not liable for content created by users within the platform [1]. Such provision has been both heralded as a saviour of free speech and criticized as a shield for scoundrels [6]. The DSA also safeguards service providers in a similar manner in Articles 14 and 15. However, it is much more stringent on the obligations of service providers and in the kinds of contents deemed illegal and the actions required. In this view, Schneider and Rizoiu [47] assessed the potential for harm reduction caused by the DSA by means of self-exciting point processes. Their analysis, based on real-world data, indicates that the DSA has the potential to standardize and effectively regulate content moderation, with an emphasis on rapid action against highly harmful content.

Instead of focusing on the broad implications of the DSA as a whole, other scholars investigated its possible effects in more specific contexts. For example, Leerssen [37] studied the lawful basis for inherently opaque moderation interventions such as demotions and “shadow banning” [36], revealing a strong tension between platforms' moderation needs and the transparency-enhancing framework of the DSA. Finally, Strowel and De Meyere [50] discussed the implications of the DSA in combating online disinformation, underscoring platform transparency requirements and their potential in curbing misleading content. The work also reflected on the challenges and effectiveness

of these obligations, proposing enhancements to the regulatory framework of the DSA regarding enforcement and compliance.

2.2 Platform transparency on content moderation

Social media platforms, crucial as they are in shaping public discourse, face scrutiny over their content moderation practices. Balancing freedom of expression with digital civil discourse is challenging [17, 23], and criticism arises due to a perceived lack of transparency and biases in moderation [32, 41]. Far-right users claim censorship [31, 41], while left-leaning users point to policy enforcement inconsistencies [48]. In addition, marginalized communities often face disproportionate moderation [28, 51]. The evolution from manual to automated moderation [5, 58] further complicates matters, with mixed user opinions on their fairness and bias [26, 39, 42]. Therefore, transparent content moderation practices by online platforms are of paramount importance. In this regard, the DSA provides three important mechanisms: periodic transparency reports, granting researchers access to platform data, and the new centralized transparency database—the subject of the present study.

Transparency reports are an accountability instrument to detail user and authority notifications, content removals, and accuracy of a platform moderation system. These reports—already mandatory for VLOPs and VLOSEs under the DSA—provide critical insights into digital governance, enhancing public understanding and regulatory oversight [9, 16]. For example, Urman and Makhortykh [55] carried out a detailed analysis of the transparency reports released by large online platforms pursuant to Article 15 of the DSA. They found partial compliance with the Santa Clara Principles 2.0 [46] on transparency and accountability in content moderation, with Snapchat being fully compliant and Google excelling in state-involved reporting. Their findings also highlighted widespread non-compliance in flagging processes, underscoring a need for enhanced transparency within the DSA.

Having access to data posted on social media through specific APIs or historical repositories is also important toward moderation transparency. Arguably, the then free Twitter Researcher API [13] and Reddit Pushshift archive [7] were among the most open and widely used data for social media analysis. For several years, these enabled researchers to investigate the effects of moderation policies of their respective platforms. For instance, several studies have investigated the impact of major moderation interventions on user behavior in Reddit, at the community [52] and individual levels [53], inside the platform as well as across platforms [29]. Interestingly, in several cases—an particularly in the case of political communities—such moderation interventions had mostly mixed effects [12, 49].

Moderation interventions by Twitter were also found to have mixed effects. For instance, deplatforming controversial influencers was followed by a general decrease in conversations and toxicity, but also by an increase in offensive content among certain users [33]. In the case of Trump’s ban after the Capitol attack, there was even increased polarization and ideological differences [4]. More recent studies have shown that Twitter was also the target of content manipulation in the context of the Ukraine invasion and the French presidential election in 2022 [44]. Similar phenomena has been observed in historically less open platforms, such as Facebook and Instagram, across different topics, ranging from political issues [25, 34] to groups focused on unhealthy behaviours [11, 22].

In early 2023, due to changes in management and in part to the unauthorized use of social media content to train generative AI models, the Twitter API ceased to be free⁴ (even for research) and Reddit severely restricted access to its API.⁵ Indeed, both platforms, as well as others, changed

⁴<https://twitter.com/XDevelopers/status/1621026986784337922>

⁵<https://redd.it/12qwagm/>

their terms of service with respect to data access and collection. Consequently, many social media analysis projects were halted, significantly hindering the transparency and accountability of social media. In this respect, the DSA includes a provision for granting vetted researchers access to VLOPs and VLOSEs data, provided that certain conditions are met [20]. The overarching goal is that of understanding how society is shaped by these platforms, as well as supporting their oversight of DSA compliance. Some of the very large platforms have just recently set up these new mechanisms to access EU content, hence the effect of such provision on online moderation research remains to be seen.

2.3 Precursory analyses of the DSA Transparency Database

The DSA-TDB, an unprecedented potential data trove regarding moderation actions, has piqued much scholarly interest since its announcement. Even at this early stage, two non-peer-reviewed works provided preliminary analyses of the initial data submitted by large social media platforms to the database. The study by Dergacheva et al. [18] only took into consideration submissions made during the very first day of the database. However, in spite of the extremely limited breadth of the analysis, they found much heterogeneity in the reported degrees of automation, applied visibility measures, and types of content moderated by various online platforms on a single day. In a work more similar to our present contribution, Drolsbach and Pröllochs [19] examined the first 60 days of data from the database, revealing relevant disparities in moderation practices across different platforms. Their findings underscored the predominance of automated moderation, with X (formerly Twitter) being the main exception, and highlighted some inconsistencies in implementing the DSA guidelines. Differently from our study, the work by Drolsbach and Pröllochs [19] is mostly descriptive and it does not systematically take into consideration the differences among platforms. For instance, a regression analysis was conducted regarding the use of automated means for moderation, which however conflated different levels of automation and data from various platforms. Given that TikTok represented more than 60% of the data, their resulting model is heavily influenced by the self-reported practices of a single platform, with very different dynamics compared to the other seven social media.

On the other hand, our research presents a different approach to the database and includes several aspects not covered in any of the previous analyses. Firstly, we investigate the initial 100 days of the database, providing a much more comprehensive and robust time frame. Secondly, we conduct a thorough platform-wise analysis of moderation actions, taking into consideration the potential distinctiveness of each platform. Thirdly, our study provides a deeper assessment of the data submitted to the database, specifically addressing questions about the adequacy, consistency, and timeliness of submitted SoRs. Lastly, we also carry out a systematic coherence cross-check of the database against each platforms' public DSA Transparency Reports, which allows to identify discrepancies and inaccuracies in the reported data. Our approach not only uncovers worrisome inconsistencies, but also critically evaluates the effectiveness and limitations of the current database schema, while suggesting possible enhancements.

3 OVERVIEW OF THE DSA TRANSPARENCY DATABASE

The main entity in the DSA-TDB is the *statement of reasons* (SoR) —specific information regarding the removal or restriction to a certain content by providers of hosting services, intended to empower users to understand and challenge content moderation decisions. Herein, we analyze all SoRs submitted during the initial 100 days since the establishment of the database, from 25 September 2023 to 02 January 2024. The data, documentation, and source code of the DSA-TDB are publicly

Table 1. Overview of very large social media platforms, ordered by the number of statements of reasons (SoRs) per average monthly authenticated active recipients (MAAR).

Platform	#SoRs	%SoRs	#MAAR	$\frac{\text{\#SoRs}}{\text{\#MAAR}}$
TikTok	184.772M	52.33%	135.9M	1.360
Pinterest	60.297M	17.08%	124.0M	0.486
Facebook	79.050M	22.39%	259.0M	0.305
YouTube	19.267M	5.46%	445.8M	0.043
Instagram	8.111M	2.30%	259.0M	0.031
Snapchat	1.119M	0.32%	102.0M	0.011
X	0.466M	0.13%	61.3M	0.008
LinkedIn	0.038M	0.01%	45.2M	0.001

available under permissive licenses on its official website.⁶ For our analyses, we used the “light” version of the daily archives, released as compressed CSV files with 33 fields. With respect to the full database schema, the “light” version excludes four lengthy fields: three free text attributes and one territorial scope attribute. Based on a brief analysis of these four attributes on a sample of a few days of the “full” archive, we decided for the “light” version, as we considered them uninformative in answering our research questions.

Out of the 17 VLOPs initially designated by the DSA, 16 have submitted at least one SoR. Wikipedia is the only VLOP that did not make any submission to the DSA-TDB during the initial 100-day period. In this time, a total of 1.4861B SoRs were submitted. The largest submitter was by far Google Shopping, with more than a billion SoRs (67.8% of the total), and the smallest was Zalando, with merely 9 SoRs submitted. Given our focus on social media —platforms centered on user generated content and social networking— we selected the following eight platforms of interest for this study: Facebook, Instagram, LinkedIn, Pinterest, Snapchat, TikTok, X (formerly Twitter), and YouTube. With 353.12M SoRs, these platforms account for 23.8% of the whole database.

In addition to the DSA-TDB, we also took into account data available on the most recent DSA Transparency Reports released by the eight selected social media (see Table 3 in appendix A). These compulsory reports mainly cover the first semester of the year (H1 2023) and were all made publicly available around October 2023 on the websites of the respective platforms. In particular, we manually extracted the average monthly authenticated active recipients (MAAR) of each platform for H1 2023. MAAR are registered and logged-in active recipients of the service. In the context of moderation, the number of MAAR is more relevant than that of all active recipients, because an active recipient that is not authenticated is usually not allowed to create or generate content on a platform, which is in turn the main target of moderation decisions. Moreover, in the absence of detailed data on the total content created for this period, the average MAAR is a useful, if faulty, metric to relativize the number of SoRs by platform. Table 1 presents an overview of these metrics for the eight selected social media.

4 ANALYSES AND RESULTS

Upon exploration of the database, we realized that platforms had varying approaches in how they filled in and mapped the attributes of their SoR submissions, especially in terms of mandatory and optional fields. For instance, only 3 out of 16 VLOPs indicate SoR *content language* —an optional attribute— with none of the social media doing so. Therefore, in this section we present only

⁶<https://transparency.dsa.ec.europa.eu/>

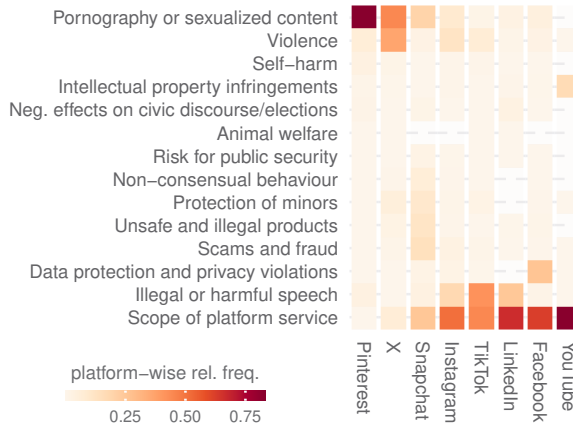


Fig. 2. Platform-wise distribution of infringement categories of statement of reasons (SoR), seriated using Manhattan distance across platforms and categories, so that similar platforms are positioned close to one another.

the aspects which we considered more pertinent in answering our research questions, namely: *grounds for the decision* on an infringement, *types of restriction* decisions, *type of moderated content*, *timeliness* of intervention application and communication to the DSA-TDB, and the *use of automated means* for moderation. As a final validation step, we compare the data submitted by each social media to the DSA-TDB with the respective claims from their DSA Transparency Reports, so as to detect possible inconsistencies.

4.1 Grounds for Decision

There are several attributes to indicate the legal or contractual grounds relied on in taking a moderation intervention decision, and to codify the infringement type. We first considered two grounds attributes: a mandatory *decision ground* (illegal, incompatible), and an optional attribute to indicate that a content is both incompatible with the terms of service and illegal. We then analyzed three attributes to codify infringements: *category* (mandatory high-level attribute from a predefined set of 14 categories), *category addition* (optional list from the same set of categories), and *category specification* (optional keyword list from a set of 55 predefined values).

Concerning the decisions grounds, for almost every platform *incompatible content* was the overwhelming majority (more than 99%), up to all instances in the case of LinkedIn. The exception was X, which indicated *illegal content* for all of its SoRs. Curiously, only Snapchat indicated an overlap of incompatible and illegal content in 12.2% of their SoRs. None of the other social media platforms used this attribute.

Figure 2 provides a comparative analysis of the platforms based on the infringement categories of their SoRs. As shown, there exist three groups of similar platforms:

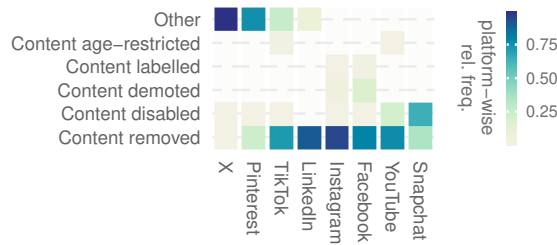
- (1) those in which *scope of platform service*⁷ was the most common infringement (YouTube, Facebook, LinkedIn, TikTok, and Instagram);
- (2) those in which *pornography or sexualized content* was the most common infringement (Pinterest and X);
- (3) a single-platform group (Snapchat), for which the previous categories are the most common, along with *scams and fraud*.

⁷This is a generic category to indicate content moderated because deemed outside of the scope of the platform service.

Table 2. Platform-wise distribution of decision types, ordered alphabetically and by type mean across platforms.

	Decision Type			
	visibility	account	provision	monetary
Facebook	42.87%	57.13%	–	–
Instagram	44.11%	55.89%	–	–
LinkedIn	99.77%	–	0.23%	–
Pinterest	99.95%	> 0%	0.04%	–
Snapchat	80.15%	19.85%	–	–
TikTok	98.30%	1.15%	0.55%	–
X	71.44%	6.58%	21.98%	–
YouTube	98.04%	–	1.96%	–
Type mean	79.33%	17.58%	3.09%	–

Curiously, *category addition* was merely used by Pinterest and X, but in less than 0.04% of their SoRs. As for keywords, only half of the social media platforms used them for *category specification*: Pinterest, Snapchat, X, and YouTube. However, these are not always informative. For instance, circa 83% of YouTube’s SoRs have a keyword—all of them *other*— which YouTube explained by specifying that “[their] mapping has not yet been completed”. Only 11% of Snapchat’s SoRs have a keyword, 87% of these being *sexual abuse material* and the rest mainly *online bullying intimidation*. About 88% of Pinterest’s SoRs have a keyword (with a few having two), predominantly *adult sexual material*. Interestingly, all of X’s SoRs have a keyword, with a few having two or three. In total X used 17 distinct keywords, more than any other social media. However, in almost half (43%) of its SoRs the keyword is *other* (detailed as a policy violation), while in 49% it is *adult sexual material*. In the remaining SoRs the keywords are primarily *child sexual abuse material*, *nudity*, and *goods/services not permitted*.

Fig. 3. Platform-wise distribution for decisions of the *visibility* type, seriated using Manhattan distance across platforms and sub-types, so that similar platforms are positioned close to one another.

4.2 Types of Restriction Decisions

There are four main types of restriction decisions: *account* (suspension, termination), *monetary* (suspension, termination, other), *provision* (partial/total suspension/termination of the service), and *visibility* (restriction for the content). Platforms must indicate a single sub-type of one of the four types, but these types are not mutually exclusive. In other words, a SoR can contain multiple types

of restrictions, with at least one of them being mandatory. Nonetheless, all of the social media platforms only set a single restriction type. As detailed in Table 2, most were in *visibility* (79.3% across platforms), followed by *account* (17.6%) and *provision* (3.1%). Surprisingly, there was not a single SoR with a *monetary* restriction decision. For *visibility* sub-types, shown in Figure 3, we noticed a similar platform grouping to that of infringement categories:

- (1) those in which *content removed* is the most common sub-type (Facebook, Instagram, LinkedIn, TikTok, and YouTube);
- (2) those in which *other* is the most common sub-type (X and Pinterest);
- (3) Snapchat by itself, with *content disabled* being its most common sub-type.

4.3 Content Type

The required attribute *content type* is a list with one or more of the following predefined values: *app*, *audio*, *image*, *product*, *synthetic media* (e.g., content generated via AI), *text*, *video*, and *other*. Despite the possibility to indicate multiple values, all eight platforms only specified a single value for all of their SoRs, except YouTube, which however indicated multiple values only in a handful of cases (<0.01%). We found that social media platforms greatly differ in how they specify the content type of their SoRs, as shown on the left side of Figure 4. Pinterest and LinkedIn only set content type *other*, and did not map any of their internal types to one or more of the predefined values in the DSA-TDB. YouTube also had a remarkable share of *other* content (93.9%), prevalently ads. Facebook and Instagram have similar distributions, with most content being *other* (more than 55%), all detailed as accounts, which is consistent with their distributions of decision types in Table 2. Incidentally, Facebook was the only social media with content type *product* (1.8%). More than half of Snapchat’s moderated content was *video*, with *other* content (24%) being mainly accounts. Still, 16.6% of *other* was labelled as multi-media, instead of using multiple predefined values as prescribed by the DSA-TDB. Interestingly, TikTok’s moderated content was mostly *text* (55.5%) and not *video* (33.5%), with a small share of *other* content (1.3%), primarily accounts. Unexpectedly, moderated content by X was overwhelmingly *synthetic media* (99.8%), with the second being *audio* (0.01%)—the only social media to use this type— and only a handful of *text*.

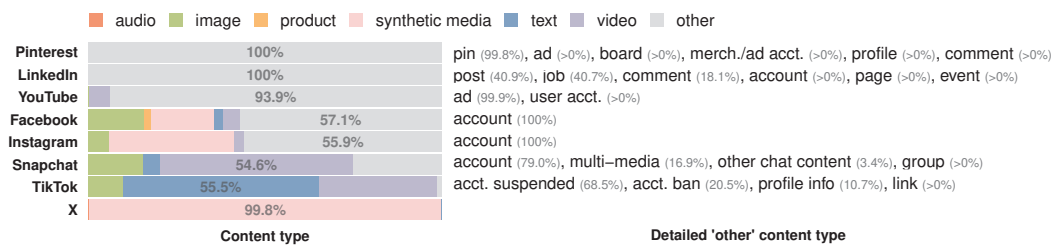


Fig. 4. Distribution of moderated content type by platform. For the detailed *other* content type (right side of the figure), labels were simplified for space reasons.

4.4 Timeliness

Article 17 of the DSA requires that platforms communicate their SoRs without undue delay to allow close to real-time updates. Pinterest, Snapchat, and TikTok started submitting SoRs on the very day that the DSA-TDB was made available—that is, on 25 September 2023. Facebook, Instagram, YouTube, and LinkedIn the following day. X was last in line and started a week later, on 3 October 2023. As sketched in Figure 5, we then analyzed the delay with which each social media communicated

their SoRs, measured as the difference (in days) between the date of application of the moderation intervention and the date of creation of the corresponding SoR. In addition, a prompt response by platforms in moderating an infringing content is arguably desirable. Hence, we also measured the application delay (in days) of the moderation decision with respect to the creation of the infringing content.

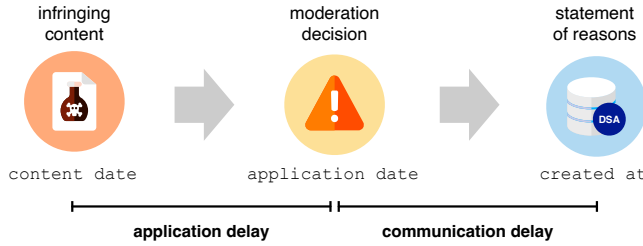


Fig. 5. We analyzed the timeliness of submitted moderation actions based on: lag between the creation of the infringing content and the application of the moderation decision (*application delay*); and lag between this application and the communication to the DSA-TDB, which implies the creation of a statement of reasons (*communication delay*). Labels in monospaced font refer to the database fields used for computing the delays.

Regarding communication delay, LinkedIn, Pinterest, and Snapchat communicated their SoRs on the same day of application with little to no fluctuations, as shown in Figure 6. Despite the late start, X caught up on the first week of submissions by communicating content moderated since 25 September. Afterwards, it began to communicate SoRs the same day of their application. On the contrary, TikTok started by stably submitting on the same day of application, but in the second half of the 100-day period it communicated SoRs with an uprising mean delay of up to eight days. Facebook and Instagram communicated their SoRs with a mean delay of one day, with a few delay surges common to both Meta platforms. On the other hand, YouTube had a minimum delay of one day, but with marked fluctuations throughout the period of analysis.

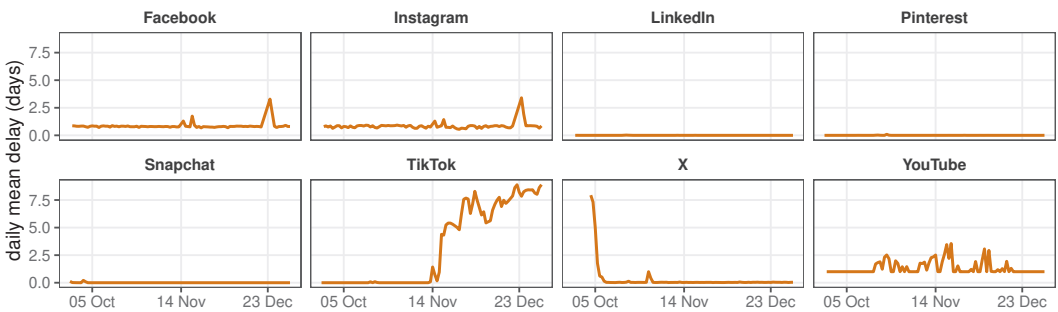


Fig. 6. Platform-wise daily mean of the delay (measured in days) in the communication of statements of reasons to the DSA-DTB.

Concerning application delay, we observed great heterogeneity in its distribution among platforms. For this reason, in their analysis and visualization we opted for using few categorical cuts, as shown in Figure 7. In addition to visualizing the distributions of applications delay, we also report in the figure the 80% winsorized mean (*W*) as a robust measure of centrality that lessens the influence of outliers. Oddly, X was the only platform that *always* applied a decision on the same

day the infringing content was created ($W=0$). TikTok had the second lowest delay, with 89% of decisions being applied the day of content creation. Next, LinkedIn applied its decision within 7 days in 89.8% of their SoRs, while Instagram in 81.7%. Snapchat had a similar value for the same timeframe (81.4%), but in 14.1% of SoRs it took more than 30 days to apply its decision. Facebook presented a similar but more marked situation, with 72% and 21.5%, respectively. YouTube, on the other hand, had a substantial amount of decisions that took more than 30 days (70.7%), while also having many within 15–30 days (17.5%). However, the distribution with the highest mean and dispersion was that of Pinterest, as 17.5% of decisions were applied the same day of content creation while 70.8% after 30 days, with many even taking hundreds of days.

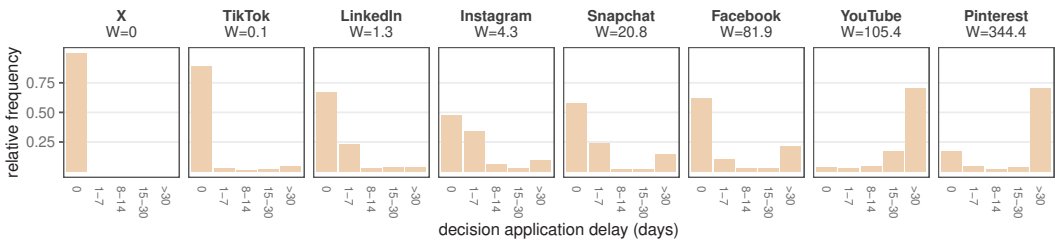


Fig. 7. Distribution of decision application delays (with respect to the date of content creation) by social media platform, ordered by their 80% winsorized means (W).

4.5 Automated Means

Automation can be applied at various steps in the content moderation process. It is often used to scale up the *detection* of offending content and to speed up the *decision* on how to moderate it. Consequently, the DSA-TDB includes two attributes to describe the possible use of automation for moderation: *automated detection* (yes, no) and *automated decision* (not, partially, fully). Figure 8 provides a combined view of the use of automation for detection and decision by social media platforms. Again, we see different approaches being adopted. Surprisingly, *none* of the SoRs submitted by X specified the use of automated means whatsoever. Snapchat is second in terms of non-automated means in their SoRs (74%). Pinterest mainly uses non-automated detection with partially automated decision (98%), whereas LinkedIn mainly uses automated detection together with non-automated decision (64%). YouTube is the only platform that uses all combinations of automated means, with automated detection and non-automated decision being the most common (51%), followed by fully automated means (28%), and non-automated means (16%). Once more, Instagram and Facebook have similar distributions, with automated detection and partially automated decision being the most common for both, with 93% and 99%, respectively. Almost opposite of X, TikTok predominantly indicates fully automated means for moderation (92%).

To provide a holistic view of social media behavior with respect to automated moderation, we converted the boolean and ordinal attributes of the DSA-TDB into two numeric indices of automated detection and automated decision. Both indices are defined in the $[0, 1]$ range and are valued, for each platform, depending on the frequency with which automated detection and decision occurred in the platform’s SoRs. We were then able to position each platform in the bi-dimensional space depicted in Figure 9, where dot size is proportional to the number of SoRs per MAAR, and dot color represents the mean of the automated detection and automated decision indices. The platform positioning within the newly defined automation space reveals four groups of platforms with overall similar degrees of automation: low (X and Snapchat), modest (Pinterest), substantial (LinkedIn, YouTube, Instagram, and Facebook), and high (TikTok). At the platform level, the ratio in SoRs

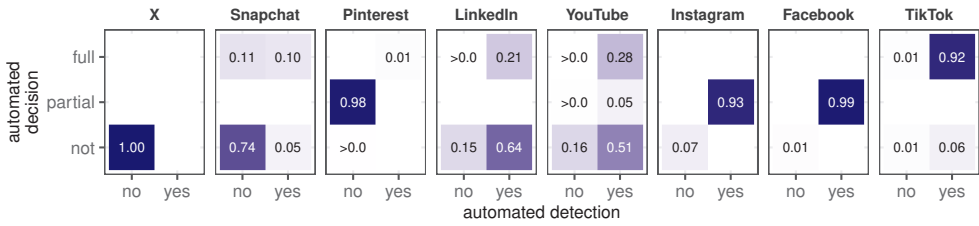


Fig. 8. Platform-wise distribution of automated infringement detection and decision, ordered by an ad hoc automation index.

per MAAR is moderately correlated with an automated index ($r = 0.6$). However, the correlation between number of SoRs per MAAR and automated detection is much lower ($r = 0.3$) compared to automated decision ($r = 0.9$). In particular, Pinterest stands apart from others platforms due to its very low level of automated detection but very high level of partially automated decision.

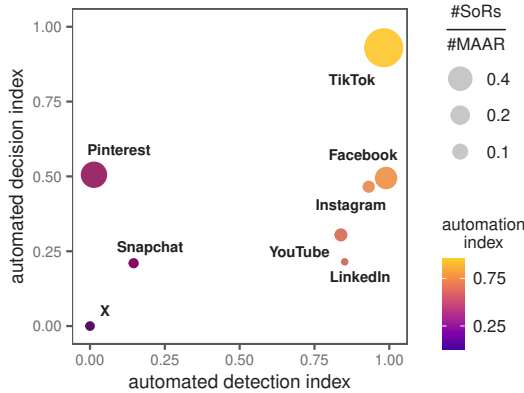


Fig. 9. Use of automated means by social media platforms for the detection of infringements and decision on these. Size is proportional to the number of statements of reasons (SoRs) per monthly authenticated active recipients (MAAR). In general, the bigger this ratio is, the higher the automated index ($r = 0.6$), with Pinterest being somewhat of an outlier due to its marginal automated detection.

4.6 Comparison with Transparency Reports

Within the DSA framework there are multiple mechanisms to ensure transparency in content moderation, including the DSA-TDB that we analyzed so far, and the DSA Transparency Reports. Both resources cover similar aspects of the content moderation process, albeit at different granularities. As such, there is overlapping between the information contained in the two resources, which opens up the possibility to carry out thorough platform-wise comparisons. In this section we leverage this opportunity to carry out *the first systematic comparison* between the data submitted by each social media to the DSA-TDB and that declared in the corresponding transparency report. In detail, for each platform and for each dimension of moderation (e.g., timeliness, automation, etc.), we look for the corresponding information in that platform’s most recent DSA Transparency Report. We then compare the two figures to corroborate or challenge the self-declared information provided by each platform. This comparison serves as a validation step of the DSA-TDB data, and allows for spotting inconsistencies and discrepancies. However, in general, we were not able to

compare each dimension of moderation for each of the eight platforms, due to differences in the data they provided in their transparency reports. Still, all platforms –with the exception of Snapchat– provided detailed information about the use of automated means for moderation, for which we found many inconsistencies. Further, in the case of X, we found inconsistencies across multiple aspects. In the following, we present the results of our comparisons, starting from the platforms for which we found less issues.

Pinterest, Facebook, Instagram, LinkedIn. Pinterest’s self-reporting was overall congruous and detailed. Interestingly, it was the only social media to use three automation levels in their transparency report –manual, hybrid, and automated– similarly to the organization of the DSA-TDB. Unsurprisingly, Facebook and Instagram share similar transparency reports, based on Meta guidelines. In their reports, both state the heavy use of automated means, including full automation for both detection and decision. However, *none* of their SoRs specified fully automated decisions, let alone full automation overall, as shown in Figure 8. For the reporting period 25 April – 30 September 2023 (159 days), Meta platforms automatically removed the following organic content (i.e., non-paid): for Facebook, 46.68M pieces of content (93.94% of the total), and for Instagram 75.11M (98.44% of the total). These proportions of automatically removed content are consistent with their SoR submissions only if there is no distinction between fully and partially automated decision. LinkedIn’s transparency report covers moderation actions occurred between 25 August and 30 September. It distinguishes between job posts and other content, with the former having a more stringent moderation policy. In its report, LinkedIn claimed to have removed all kinds of violating content detected automatically 99% of the time, whereas for submitted SoRs it was 85% –a relatively small discrepancy.

TikTok, YouTube, Snapchat. TikTok’s transparency report lacks several details and their data only covers the month of September 2023, shortcomings that are acknowledged therein. Based on the more detailed actions for removed content, we found a considerable automation discrepancy. The report specifies that 45% of non-ad content was removed automatically, whereas in the DSA-TDB it was 95%, more than double for a partially overlapping period. In the case of YouTube, even if it is the only platform to use all combinations of automated means without one being predominant –in accordance with its transparency report– we found intriguing anomalies. In the DSA-TDB we saw a remarkable spike in SoRs applied on 5 October 2023, reaching 732.4K. For reference, YouTube’s daily median is 112.8K. Almost all of these are ads disabled because deemed outside the scope of the platform, but via non-automated means, which seems implausible. Furthermore, there were three similar spikes in mid December with even higher single-day volumes (>1.25M each) corresponding to a majority of SoRs having automated detection but non-automated decision. Unfortunately, with the data available we could not delve deeper into these anomalies. Snapchat’s transparency report is somewhat peculiar, as they already had in place a namesake global transparency report, released twice a year. Hence, they only integrated this report via a document with some high-level information specific to the EU, in order to comply with the first mandatory DSA reporting period. Nevertheless, we noticed an odd inconsistency. DSA transparency reports must include data about *Trusted Flaggers*: legal entities responsible for notifying platforms of illegal content [20]. As per Article 19(2) of the DSA, Trusted Flaggers are officially appointed by certain EU bodies. However, at the time of writing no Trusted Flagger has yet been designated. For this reason, no platform reported in their SoRs to have received notifications from Trusted Flaggers, with the exception of Snapchat, for which we found a few hundreds SoRs with notification *source type* set as Trusted Flagger. Upon further inspection we realized that Snapchat has a similar namesake internal program,⁸ unrelated

⁸<https://values.snap.com/safety/safety-center>

to the DSA's one. This homonymy probably caused some confusion in Snapchat's reporting to the DSA-TDB, where they referred to their internal program instead of the intended one.

X. Finally, the transparency report by X includes very detailed data regarding its moderation actions for the period 28 August – 20 October 2023 (54 days), with 56K actions being taken on content (36.5% via automated means) and 2M actions on accounts (74.3% via automated means). Yet, all of their SoRs submitted to the DSA-TDB are marked as not using any automated means. In addition, during the 100-day period of our study—which partially overlaps with the transparency report's period— X only submitted 466.4K SoRs, compared to 2.05M moderation actions declared in the transparency report. Those actions covered 14 violation categories, which are similar but not the same as the DSA-TDB categories. For content, *violent speech* and *abuse & harrassment* were the most common: 25.5K (47%) and 12.1K (22%), respectively. For accounts, *platform manipulation & spam* and *child sexual exploitation*: 1.89M (95%) and 60K (3%) violations, respectively. However, 99.8% of all SoRs submitted by X to the DSA-TDB targeted *synthetic media*, mostly *pornography or sexualized content*, as shown in Figures 4 and 2, which appears to be inconsistent with X's transparency report. Moreover, all of X's SoRs in the DSA-TDB reported a decision application delay of zero days, without any use of automation, which again, seems very implausible.

5 DISCUSSION

We first discuss the adequacy of the data submitted to the DSA-TDB (RQ1). We then examine inconsistencies in the submitted data (RQ2) and we describe interesting differences and similarities among platforms (RQ3). Finally, we ponder on the potential misuse of the database contents in its current state, for research purposes and policymaking.

5.1 RQ1: Adequacy of Submitted Data

We noticed several inadequacies in the data submitted by multiple social media platforms. In several cases the attributes in the database were conceived to allow platforms a higher level of granularity in characterizing a SoR, compared to what is actually done. For instance, there is a severe lack of detail regarding the types of infringements. The optional *category addition* is practically never used, and the rich set of available keywords in *category specification* is severely underutilized. Further, in most cases platforms specified the infringement *category* with the least informative *scope of platform service*. Similarly, platforms have the possibility to apply more than one of the four types of restriction decisions to a SoR, but none of the social media did so. In particular, it was surprising to see that no *monetary* restriction decision was specified whatsoever, especially by platforms with well-established content monetization schemes subject to strong moderation, such as YouTube [40]. Likewise, *content type* allows multiple values, but in the great majority of instances only one was set. This is particularly problematic with *synthetic media*, as it would be important to also know the kind of media of the generated content—whether text, audio, video, or a combination of them [2]. These widespread deficiencies not only diminish the utility of the DSA-TDB by limiting the depth of available data, but also compromise its commitment to transparency.

In general, the initial implementation of the SoR communication systems by social media platforms was not as comprehensive as it could and should be. Content language is an illustrating example. The language in which moderators work is one the key aspects that VLOPs must cover in their transparency reports—an expected requirement given the multilingual policy to which the EU strives [21]. Still, none of the social media platforms set the content language in their SoRs. From a technical point of view, most if not all of these very large social media already have mechanisms to register or automatically detect the language of a piece of content or account (e.g., via the user interface settings). Moreover, this attribute is essential for the platform, not only for moderation via manual or automated means [38], but also to sell targeted ads and generate revenue [8]. We

presume platforms avoid communicating this attribute —and the resulting workload— simply because it is optional.

That being said, we believe that some fault also lies in the shortcomings of the current database schema. We acknowledge the challenges entailed in the definition of a common and unifying schema, not only for several social media, but for all the kinds of online platforms covered by the DSA. In fact, in mid 2023 there was a public consultation⁹ on the DSA-TDB, in which 48 stakeholders participated, including representatives of 6 VLOPs. The consultation was intended to refine an existing draft of the schema and SoR communication mechanisms. This also means that VLOPs only had a few months to implement these changes. Nonetheless, we noticed that certain attribute definitions could be improved, based on their actual use.

For instance, many platforms apply their restriction decisions at the account level, not because of a specific type of multi-media content created by it, but due to the account itself. However, in the initial database schema it was not possible to specify an account as the target of a restriction. Hence, many platforms indicated the SoR *content type* as *other* and detailed it as an account-based type, as we showed in Figure 4. Perhaps, for the future it would be better to separate the target kind at least into two attributes: *content* and *account*, both of which could then be further specified, as it already occurs for *content type* and the many account variants in *other*. On a similar note, instead of being a content type, *synthetic media* could be a separate boolean attribute *synthetic target*. As another example, we believe that *automated detection* should be an ordinal variable with the same three levels as *automated decision* instead of the current dichotomous attribute. Finally, a moderation action might have been subject to an appeal process, in which case an SoR update would be necessary. Indeed, the DSA-TDB allows updating an SoR in case personal data is mistakenly present. Nonetheless, indicating a (successful or not) appeal process is not currently possible. Appropriately enough, the EU has undertaken an open approach to further develop the DSA-TDB and states it is willing to receive and act upon feedback.

5.2 RQ2: Data Inconsistencies

We found several inconsistencies in the self-reporting of social media platforms, based on a comparison between their DSA Transparency Reports and their SoRs. According to our comparative analysis, Pinterest resulted to be the most consistent in this regard, while also offering detailed data on its moderation actions. YouTube was also consistent in its self-reporting data, albeit the prominent spikes of restricted ad content in early October and mid December 2023 cast doubts on the completeness of the submitted data. The peculiar inconsistency of Snapchat, which indicated hundreds of notifications of illegal content by Trusted Flagger when none has been yet designated under the DSA, seems to be an honest mistake due its internal namesake program. Nonetheless this peculiarity stands out as an example of the complexity that emerges when adapting already established internal processes to new and vast norms.

The majority of inconsistencies that we found was related to the use of automated means. In some cases, such inconsistencies appear to be a matter of interpretation. For instance, Facebook states in its transparency report: “[e]very day, we remove millions of violating pieces of content and accounts on Facebook. In most cases, this happens automatically, with technology to detect, restrict, and remove content and accounts [...]”. Later, they further specify: “when confident enough that a post violates one of our Community Standards, the artificial intelligence will typically remove the content or demote it. We also use artificial intelligence to select the content for human review on the basis of severity, virality, and likelihood of a violation”. Instagram’s report includes similar

⁹<https://digital-strategy.ec.europa.eu/en/library/digital-services-act-summary-report-public-consultation-dsa-transparency-database>

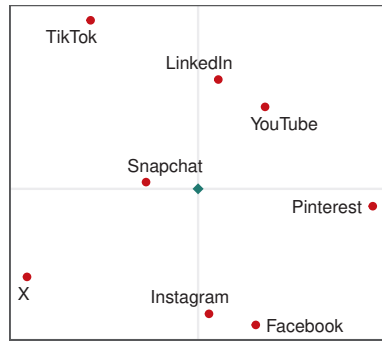


Fig. 10. Bi-dimensional Sammon mapping of very large social media platforms, based on the Manhattan distance of ten of their most relevant self-reported moderation metrics used in the study. The green diamond shape marks the platforms' centroid.

statements. In other words, both Meta platforms declared heavy use of fully automated means in their transparency reports, but not a single fully automated action is reported in their submissions to the DSA-TDB, as shown in Figure 8. Instead, they opted to indicate partially automated detection by an overwhelming majority. Perhaps this choice was based on Meta's declarations of "us[ing] human reviewers to assess the accuracy [of automated means] against current content, behaviour, or accounts, rather than just historical ones". Regardless of the reason, we beg to differ, as we believe that at least some SoRs should have been classified as fully automated, because—as implied by Meta itself—there is no human involvement during the moderation action itself.

In other cases, the inconsistencies are a mismatch between the reported share of automated actions between the platforms' transparency reports and the DSA-TDB. Some inconsistencies are relatively small, as in the case of LinkedIn whose reported use of full automation differ by circa 10 percentage points. Other times the inconsistencies are much larger, as for TikTok, whose differences are in the region of 50 percentage points.

Instead, X emerges as a distinctive outlier and as the most prominent case in self-reported inconsistencies. In its transparency report, the platform states: "X employs a combination of heuristics and machine learning algorithms to automatically detect content that violates the X Rules and policies [...]". Later they reiterate: "[c]ontent flagged by these machine learning models are either reviewed by human content reviewers before an action is taken or, in some cases, automatically actioned based on model output". Yet, *all* of the SoR submissions by X during the period of study specified non-automated detection and decision. Not even a single partially automated decision was reported, as shown in Figure 8, which represents a striking inconsistency. In addition to the lack of use of automated means, other discrepancies include a lower than expected number of moderation actions, the unlikely predominance of illegal content, as well as a single value for both content type and restriction decision. These discrepancies in number and characterization cast serious doubts on the reliability of the SoRs submitted by X. These concerns appear to be well-founded, considering that during the same period in which we conducted our analysis, the European Commission initiated formal proceedings to evaluate whether X may have violated the DSA in aspects including, among others, content moderation practices [15]. On the other hand, X's transparency report is arguably one of the most, if not the most, comprehensive of the eight platforms, with detailed tables and explanations regarding their moderation actions.

5.3 RQ3: Platform Differences

As already mentioned, we found considerable differences in the way the platforms specify their SoR submissions to the DSA-TDB. For illustrative purposes, in Figure 10 we used ten metrics from the presented analyses to visualize the similarity among very large social platforms in terms of their MAAR and SoR submissions. We utilized Sammon mapping, a non-linear multidimensional scaling technique commonly used in exploratory data analysis [45], setting the Manhattan distance as a similarity measure.

From this visualization, the dissimilarity of X with respect to the other platforms is evident. Indeed, we found that X greatly differed from the other platforms in terms of automated means, decision grounds, as well as content and restriction types and sub-types. However, we also found that X was the platform with more inconsistencies with respect to its DSA Transparency Report. Pinterest is the second largest dissimilar platform, mainly due to their remarkable high average and dispersion in the delay between content creation and application of the moderation, as shown in Figure 7. Another difference lies in its high share of actioned *pornography or sexualized content*. TikTok, somewhat diverges due its high volume in SoRs (52.69% of all social media platforms), SoRs per MAAR, and predominant use of fully automated means, as reported in Table 1 and Figure 8. Whereas LinkedIn does so because it has the lowest volume of SoRs, MAAR, and SoR per MAAR. Unsurprisingly, Facebook and Instagram are the closest to each other. According to their transparency reports, they apply the same or very similar moderation policies, in line with Meta guidelines, which is reflected in their SoRs. Their main dissimilarity lies in the volume of moderation actions, with Facebook having almost ten times more SoRs for a similar number of MAAR than Instagram. Finally, Snapchat and YouTube share many characteristics with the other platforms, given the more balanced specification of their SoRs.

Differences among social media in terms of SoRs are not only the result of their moderation policies, but also, and perhaps foremost, due to the scope of the platforms themselves. Different social media cater for different users by means of their user experience, content offering, and community dynamics. Consequently, social media users usually browse more than one platform, each at distinct moments, for different durations, and with diverse motivations [3]. These intrinsic differences should be taken into consideration when analyzing the content of the DSA-TDB. For instance, in our exploratory analysis we measured the seasonality strength of the number of daily interventions based on iterative STL (i.e., seasonal and trend decomposition using LOESS). LinkedIn had a very strong weekly seasonality of 0.73 on a 0 to 1 scale, almost double of the second one. In fact, we found a marked decline in LinkedIn SoRs with application date on weekends, while peaks usually occurred mid week. This is likely due to two factors: (i) there is less human moderator activity on weekends—which is relevant considering that only 21% of LinkedIn decisions are automated—and (ii) users mostly use the platform on weekdays while at work—given LinkedIn’s focus on business and employment. Moreover, there is a marked decline in SoRs during the holiday season. This is an example of the peculiarities of the different platforms, and complementary data sources are needed to better understand this phenomenon. However, it serves the purpose of showing the great heterogeneity of platforms and of their moderation actions.

5.4 Limitations

Given the newness and complexities of the DSA in general and the DSA-TDB in particular, our study presents important limitations. One is the lag of several months between the last available transparency reports we used and the 100-day period of study. Even in this relatively short time frame, it is possible that the user share of platforms or their moderation practices have changed noticeably, explaining in part some of the inconsistencies we reported. However, we believe that

if that were the case, our overall findings would still hold. In addition, this limitation is intrinsic to the nature of the reports themselves, which are expected to be published a few months after the end of their reference period. Another limitation related to the transparency reports is the lack of a standard format, which renders a direct comparison among them and with the data in the DSA-TDB particularly challenging, and even impossible in certain aspects due a lack of detail in some reports. In this regard, we think that DSA Transparency Reports should follow a similar structure, and at least use the common terminology already established for the DSA-TDB. Another related important limitation concerns the lack of platforms' data outside the DSA-TDB to conduct data validation or more advanced analyses. For instance, and as already mentioned, we used MAAR as a proxy metric to relativize the volume SoRs, but it would have been more useful to also utilize the volume of pieces by content type created in the same time frame, which is not released by the eight analyzed platforms. Furthermore, we initially intended to conduct more analyses on the SoR data, but as stated before, we realized upon exploration that the records were not filled in as expected, in addition to the several inconsistencies therein. Hence, we refrained from conducting additional analysis to avoid obtaining potentially misleading results.

5.5 Final Remark: A Word of Caution

Based on our results, we conclude that great care is needed when conducting research studies that draw upon the initial data of the DSA-TDB. Above all, one must not forget that these data are self-reported. Even if SoR submission and transparency reporting are mandatory under the DSA, so far the reliability of the data lies on the willingness and the resources of the platforms to be comprehensive and accurate in their mapping of existing moderation processes to the novel and complex norms. As we have shown, this is not yet the case for the nascent DSA-TDB. Indeed, our analyses indicate that social media SoRs are only partially adequate with respect to the objectives of the database, manifest critical inconsistencies, and reflect platforms with very different scopes, domains, and dynamics. Consequently, there is a high risk of making misleading inferences based on these data if the appropriate precautions are not taken, such as using complementary data sources for validation. Moreover, it is possible that these issues will persist or even be exacerbated once all providers of online platforms subject to the DSA —and not only VLOPs and VLOSEs— will be obliged to submit their moderation data to the DSA-TDB [20]. Considering that large, resourceful, and supposedly well-organized platforms experienced the many issues discussed herein, we expect that smaller and less resourceful platforms will struggle to do any better.

6 CONCLUSIONS

The recently established DSA Transparency Database is a trove of data on the moderation actions of large social media platforms, allowing the unprecedented opportunity to audit and compare their moderation practices. Here, we analyzed all 353.12M statements of reasons (SoRs) submitted by eight social media platforms during the first 100 days of the database. Other than providing one of the first accounts of the content of the database, our analyses also compared the reported moderation actions of the different platforms with what they declared in their transparency reports. We uncovered striking differences, inadequacies, and inconsistencies in the data submitted. Based on our results, we conclude that *large social media adhered only in part to the philosophy and structure of the database*. Specifically, while all platforms met the requirements of the DSA, most omitted important (yet optional) details from their SoRs. This limits the usefulness of the database and hinders further analysis of this data by scholars and policymakers alike. At the same time, *the structure of the database turned out to be partially inadequate* of the platforms' reporting needs. For example, the current structure lacks the possibility to explicitly report moderation decisions

targeted at accounts rather than content. To this regard, our results can inform future developments of the database.

Social media platforms exhibited marked differences in their moderation actions, in terms of restriction and content types, timeliness, and automation. Part of the differences are due to the platforms' varying degrees of adherence to the database. However, part are also due to the unique characteristics of each platform, which pose challenges when it comes to harmonizing their moderation practices, as envisioned by the DSA. Furthermore, we also found that *a significant fraction of the initial database data is inconsistent*. This resulted from both internal validity checks on the data itself, as well as from external checks against statements and data extracted from the platforms' transparency reports. Of all the considered social media, *X presents the most inconsistencies*, as reflected by striking discrepancies found in multiple aspects of its moderation actions. Finally, we conclude that the self-reported nature of the database, and the widespread inconsistencies that we found, *raise concerns on the reliability of the data contained therein*. This begs caution when analyzing such data to make inferences and draw conclusions on the moderation practices of large social media platforms.

ACKNOWLEDGMENTS

This work is partially supported by the European Union – Next Generation EU within the PRIN 2022 framework project PIANO (Personalized Interventions Against Online Toxicity).

REFERENCES

- [1] 47 U.S. Code § 230. 1996. Protection for private blocking and screening of offensive material. <https://www.law.cornell.edu/uscode/text/47/230>. Accessed: 11 January 2024.
- [2] Firoj Alam, Stefano Cresci, Tanmoy Chakraborty, Fabrizio Silvestri, Dimiter Dimitrov, Giovanni Da San Martino, Shaden Shaar, Hamed Firooz, and Preslav Nakov. 2022. A survey on multimodal disinformation detection. In *The 29th International Conference on Computational Linguistics (COLING'22)*. ACL, 6625–6643.
- [3] Saleem Alhabash and Mengyan Ma. 2017. A tale of four platforms: Motivations and uses of Facebook, Twitter, Instagram, and Snapchat among college students? *Social Media + Society* 3, 1 (2017), 2056305117691544.
- [4] Meysam Alizadeh, Fabrizio Gilardi, Emma Hoes, K Jonathan Klüser, Mael Kubli, and Nahema Marchal. 2022. Content moderation as a political issue: The Twitter discourse around Trump's ban. *Journal of Quantitative Description: Digital Media* 2 (2022).
- [5] Issa Annamoradnejad and Jafar Habibi. 2023. Automatic moderation of user-generated content. In *Encyclopedia of Data Science and Machine Learning*. IGI Global, 1344–1355.
- [6] David S Ardia. 2009. Free speech savior or shield for scoundrels: an empirical study of intermediary immunity under Section 230 of the Communications Decency Act. *Loyola of Los Angeles Law Review* 43 (2009), 373.
- [7] Jason Baumgartner, Savvas Zannettou, Brian Keegan, Megan Squire, and Jeremy Blackburn. 2020. The Pushshift Reddit dataset. In *The 14th International AAAI Conference on Web and Social Media (ICWSM'20)*. 830–839.
- [8] Thomas Beauvisage, Jean-Samuel Beuscart, Samuel Coavoux, and Kevin Mellet. 2023. How online advertising targets consumers: The uses of categories and algorithmic tools by audience planners. *New Media & Society* (2023), 14614448221146174.
- [9] Ilaria Buri and Joris van Hoboken. 2021. *The Digital Services Act (DSA) proposal: A critical overview*. Technical Report. Digital Services Act (DSA) Observatory. Institute for Information Law (IViR), University of Amsterdam.
- [10] Caroline Cauffman and Catalina Goanta. 2021. A new order: The digital services act and consumer protection. *European Journal of Risk Regulation* 12, 4 (2021), 758–774.
- [11] Stevie Chancellor, Jessica Annette Pater, Trustin Clear, Eric Gilbert, and Munmun De Choudhury. 2016. #thyghgapp: Instagram content moderation and lexical variation in pro-eating disorder communities. In *The 19th ACM Conference on Computer-Supported Cooperative Work & Social Computing (CSCW'16)*. 1201–1213.
- [12] Eshwar Chandrasekharan, Shagun Jhaver, Amy Bruckman, and Eric Gilbert. 2022. Quarantined! Examining the effects of a community-wide moderation intervention on Reddit. *ACM Transactions on Computer-Human Interaction (TOCHI)* 29, 4 (2022), 1–26.
- [13] Kaiping Chen, Zening Duan, and Sijia Yang. 2022. Twitter as research data: Tools, costs, skill sets, and lessons learned. *Politics and the Life Sciences* 41, 1 (2022), 114–130.

- [14] Peter Church and Ceyhun Necati Pehlivan. 2023. The Digital Services Act (DSA): A new era for online harms and intermediary liability. *Global Privacy Law Review* 4, 1 (2023).
- [15] European Commission. 2023. Commission opens formal proceedings against X under the Digital Services Act. https://ec.europa.eu/commission/presscorner/detail/en/IP_23_6709. Accessed: 11 January 2024.
- [16] European Commission. 2023. Very Large Online Platforms and Search Engines to publish first transparency reports under the DSA. <https://digital-strategy.ec.europa.eu/en/news/very-large-online-platforms-and-search-engines-publish-first-transparency-reports-under-dsa>. Accessed: 16 January 2024.
- [17] Laura DeNardis and Andrea M Hackl. 2015. Internet governance by social media platforms. *Telecommunications Policy* 39, 9 (2015), 761–770.
- [18] Daria Dergacheva, Vasilisa Kuznetsova, Rebecca Scharlach, and Christian Katzenbach. 2023. *One day in content moderation: Analyzing 24h of social media platforms' content decisions through the DSA Transparency Database*. Technical Report. Lab Platform Governance, Media, and Technology (PGMT). Centre for Media, Communication and Information Research (ZeMKI), University of Bremen.
- [19] Chiara Drolsbach and Nicolas Pröllochs. 2023. Content moderation on social media in the EU: Insights from the DSA Transparency Database. *arXiv:2312.04431* (2023).
- [20] European Parliament and Council. 2022. *Regulation on a Single Market For Digital Services (Digital Services Act) and amending Directive*. <https://eur-lex.europa.eu/legal-content/EN/TXT/HTML/?uri=CELEX:32022R2065>.
- [21] Michele Gazzola. 2016. Multilingual communication for whom? Language policy and fairness in the European Union. *European Union Politics* 17, 4 (2016), 546–569.
- [22] Ysabel Gerrard. 2018. Beyond the hashtag: Circumventing content moderation on social media. *New Media & Society* 20, 12 (2018), 4492–4511.
- [23] Tarleton Gillespie. 2018. *Custodians of the Internet: Platforms, content moderation, and the hidden decisions that shape social media*. Yale University Press.
- [24] Tarleton Gillespie. 2020. Content moderation, AI, and the question of scale. *Big Data & Society* 7, 2 (2020).
- [25] Ian Goldstein, Laura Edelson, Minh-Kha Nguyen, Oana Goga, Damon McCoy, and Tobias Lauinger. 2023. Understanding the (in)effectiveness of content moderation: A case study of Facebook in the context of the US Capitol riot. *arXiv:2301.02737* (2023).
- [26] João Gonçalves, Ina Weber, Gina M Masullo, Marisa Torres da Silva, and Joep Hofhuis. 2023. Common sense or censorship: How algorithmic moderators and message type influence perceptions of online content deletion. *New Media & Society* 25, 10 (2023), 2595–2617.
- [27] James Grimmelman. 2015. The virtues of moderation. *Yale Journal of Law and Technology* 17 (2015), 42.
- [28] Oliver L Haimson, Daniel Delmonaco, Peipei Nie, and Andrea Wegner. 2021. Disproportionate removals and differing content moderation experiences for conservative, transgender, and black social media users: Marginalization and moderation gray areas. In *The 24th ACM Conference On Computer-Supported Cooperative Work & Social Computing (CSCW'21)*. 1–35.
- [29] Manoel Horta Ribeiro, Shagun Jhaver, Savvas Zannettou, Jeremy Blackburn, Gianluca Stringhini, Emiliano De Cristofaro, and Robert West. 2021. Do platform migrations compromise content moderation? Evidence from r/The_Donald and r/Incels. In *The 24th ACM Conference On Computer-Supported Cooperative Work & Social Computing (CSCW'21)*. 1–24.
- [30] Martin Husovec. 2024. Rising above liability: The Digital Services Act as a blueprint for the second generation of global Internet rules. *Berkeley Technology Law Journal* 38, 3 (2024).
- [31] Farnaz Jahanbakhsh, Amy X Zhang, Adam J Berinsky, Gordon Pennycook, David G Rand, and David R Karger. 2021. Exploring lightweight interventions at posting time to reduce the sharing of misinformation on social media. In *The 24th ACM Conference On Computer-Supported Cooperative Work & Social Computing (CSCW'21)*. 1–42.
- [32] Shagun Jhaver, Darren Scott Appling, Eric Gilbert, and Amy Bruckman. 2019. "Did you suspect the post would be removed?" Understanding user reactions to content removals on Reddit. In *The 22th ACM Conference On Computer-Supported Cooperative Work & Social Computing (CSCW'19)*. 1–33.
- [33] Shagun Jhaver, Christian Boylston, Diyi Yang, and Amy Bruckman. 2021. Evaluating the effectiveness of deplatforming as a moderation strategy on Twitter. In *The 24th ACM Conference On Computer-Supported Cooperative Work & Social Computing (CSCW'21)*. 1–30.
- [34] Bente Kalsnes and Karoline Andrea Ihlebæk. 2021. Hiding hate speech: Political moderation on Facebook. *Media, Culture & Society* 43, 2 (2021), 326–342.
- [35] Matthew Katsaros, Kathy Yang, and Lauren Fratamico. 2022. Reconsidering tweets: Intervening during tweet creation decreases offensive content. In *The 16th International AAAI Conference on Web and Social Media (ICWSM'22)*.
- [36] Erwan Le Merrer, Benoît Morgan, and Gilles Trédan. 2021. Setting the record straighter on shadow banning. In *The IEEE International Conference on Computer Communications (INFOCOM'21)*. 1–10.
- [37] Paddy Leerssen. 2023. An end to shadow banning? Transparency rights in the Digital Services Act between content moderation and curation. *Computer Law & Security Review* 48 (2023), 105790.

- [38] Alyssa Lees, Vinh Q Tran, Yi Tay, Jeffrey Sorensen, Jai Gupta, Donald Metzler, and Lucy Vasserman. 2022. A new generation of Perspective API: Efficient multilingual character-level transformers. In *The 28th ACM SIGKDD Conference on Knowledge Discovery and Data Mining (KDD'22)*. 3197–3207.
- [39] Henrietta Lyons, Senuri Wijenayake, Tim Miller, and Eduardo Velloso. 2022. What's the appeal? Perceptions of review processes for algorithmic decisions. In *The ACM CHI Conference on Human Factors in Computing Systems (CHI'22)*. 1–15.
- [40] Renkai Ma and Yubo Kou. 2022. “I'm not sure what difference is between their content and mine, other than the person itself” A study of fairness perception of content moderation on YouTube. In *The 25th ACM Conference On Computer-Supported Cooperative Work & Social Computing (CSCW'22)*. 1–28.
- [41] Sarah Myers West. 2018. Censored, suspended, shadowbanned: User interpretations of content moderation on social media platforms. *New Media & Society* 20, 11 (2018), 4366–4383.
- [42] Gianluca Nogara, Francesco Pierri, Stefano Cresci, Luca Luceri, Petter Törnberg, and Silvia Giordano. 2023. Toxic Bias: Perspective API misreads German as more toxic. *arXiv preprint:2312.12651* (2023).
- [43] Dawn Carla Nunziato. 2023. The Digital Services Act and the Brussels effect on platform content moderation. *Chicago Journal of International Law* 24, 1 (2023).
- [44] Francesco Pierri, Luca Luceri, Emily Chen, and Emilio Ferrara. 2023. How does Twitter account moderation work? Dynamics of account creation and suspension on Twitter during major geopolitical events. *EPJ Data Science* 12, 1 (2023), 43.
- [45] Nasir Saeed, Haewoon Nam, Mian Imtiaz Ul Haq, and Dost Bhatti Muhammad Saqib. 2018. A survey on multidimensional scaling. *ACM Computing Surveys (CSUR)* 51, 3 (2018), 1–25.
- [46] Santa Clara Principles. 2021. The Santa Clara Principles 2.0 on transparency and accountability in content moderation. (2021). <https://santaclaraprinciples.org/>.
- [47] Philipp J Schneider and Marian-Andrei Rizoiu. 2023. The effectiveness of moderating harmful online content. *Proceedings of the National Academy of Sciences* 120, 34 (2023), e2307360120.
- [48] Qinlan Shen and Carolyn P Rosé. 2019. The discourse of online content moderation: Investigating polarized user responses to changes in Reddit's quarantine policy. In *The 3rd ACL Workshop on Abusive Language Online (ALW'19)*. 58–69.
- [49] Qinlan Shen and Carolyn P Rosé. 2022. A tale of two subreddits: Measuring the impacts of quarantines on political engagement on Reddit. In *The 16th International AAAI Conference on Web and Social Media (ICWSM'22)*. 932–943.
- [50] Alain Strowel and Jean De Meyere. 2023. The Digital Services Act: Transparency as an efficient tool to curb the spread of disinformation on online platforms? *Journal of Intellectual Property, Information Technology and Electronic Commerce Law* 14 (2023), 66.
- [51] Hibby Thach, Samuel Mayworm, Daniel Delmonaco, and Oliver Haimson. 2022. (In)visible moderation: A digital ethnography of marginalized users and content moderation on Twitch and Reddit. *New Media & Society* (2022), 14614448221109804.
- [52] Amaury Trujillo and Stefano Cresci. 2022. Make Reddit Great Again: Assessing community effects of moderation interventions on r/The_Donald. In *The 25th ACM Conference On Computer-Supported Cooperative Work & Social Computing (CSCW'22)*. ACM, 1–28.
- [53] Amaury Trujillo and Stefano Cresci. 2023. One of many: Assessing user-level effects of moderation interventions on r/The_Donald. In *The 15th International ACM Web Science Conference (WebSci'23)*. ACM, 55–64.
- [54] Aina Turillazzi, Mariarosaria Taddeo, Luciano Floridi, and Federico Casolari. 2023. The Digital Services Act: An analysis of its ethical, legal, and social implications. *Law, Innovation and Technology* 15, 1 (2023), 83–106.
- [55] Aleksandra Urman and Mykola Makhortykh. 2023. How transparent are transparency reports? Comparative analysis of transparency reporting across online platforms. *Telecommunications Policy* 47, 3 (2023).
- [56] Folkert Wilman. 2022. The Digital Services Act (DSA) – An Overview. Available at SSRN 4304586 (2022).
- [57] Savvas Zannettou. 2021. “I Won the Election!”: An empirical analysis of soft moderation interventions on Twitter. In *The 15th International AAAI Conference on Web and Social Media (ICWSM'21)*.
- [58] Chen Zhang, João Sedoc, Luis Fernando D'Haro, Rafael Banchs, and Alexander Rudnicky. 2021. Automatic evaluation and moderation of open-domain dialogue systems. *arXiv:2111.02110* (2021).

A SOURCES OF DSA TRANSPARENCY REPORTS

Table 3 contains the URLs to the documents or repositories of the DSA Transparency Reports for the analyzed social media platforms. Beware that platforms differ in the periods of reference and publication dates in their reports. We used those that mainly focus on H1 2023 and were published

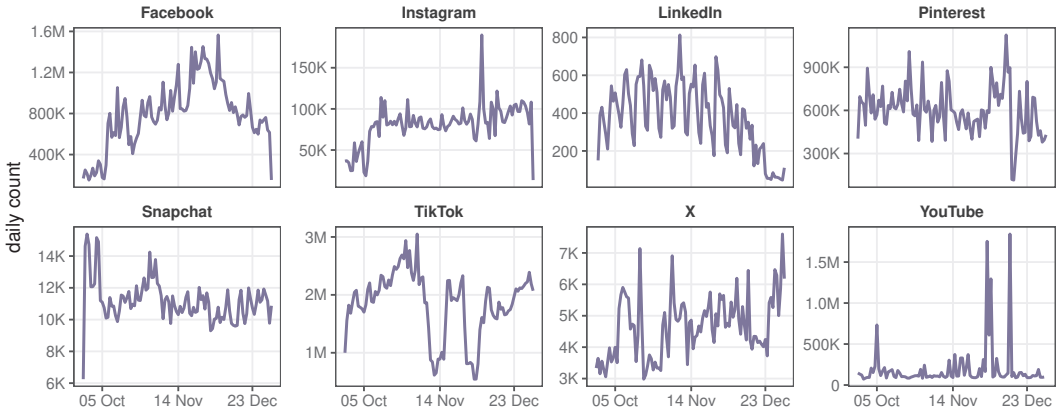


Fig. 11. Platform-wise daily count of SoRs by application date of the restriction decision.

around October of the same year. In some cases the active recipients of a given platform are detailed in a different document within the respective repository.

Table 3. Sources of the DSA Transparency Reports of the analyzed social media platforms.

Platform name	URL of document or repository
Facebook	https://transparency.fb.com/reports/regulatory-transparency-reports
Instagram	https://transparency.fb.com/reports/regulatory-transparency-reports
LinkedIn	https://www.linkedin.com/help/linkedin/answer/a1678508
Pinterest	https://policy.pinterest.com/en/digital-services-act-transparency-report
Snapchat	https://values.snap.com/privacy/transparency/european-union
TikTok	https://www.tiktok.com/transparency/en/dsa-transparency
X	https://transparency.twitter.com/dsa-transparency-report.html
YouTube	https://transparencyreport.google.com/report-downloads

B DAILY COUNT OF MODERATION ACTIONS

Figure 11 is the time series of the daily count of SoRs based on the application date of the decision for the action. Not too much attention should be paid to the values at the start and end of the time series. For instance, some platforms began their SoR communication a few hours late, which in part explains the seemingly low count at the start. In the case of Facebook and Instagram, they usually communicate their SoRs the day after their application date, hence the apparent sharp decline at the end of the period. The differences in daily volume of SoRs among the social media platforms is noteworthy. In this regard, there is a noticeable upward trend in Facebook, which began with a surge in moderation actions on 7 October, the day of the Hamas attack on Israel. A similar surge can be appreciated on Instagram, but with a relatively stable yet higher trend afterward. Despite their relevance, we did not delve into these phenomena because these are outside the scope of our study. Also of interest are: the strong weekly seasonality of LinkedIn and to a lesser degree that of Pinterest; the falls and rises on TikTok and X; and the YouTube spikes on early October and mid December, anomalies in terms of volume and characterization of SoRs for those days.