

Plasticine3D: Non-rigid 3D editing with text guidance

Yige Chen, Ang Chen, Siyuan Chen, Ran Yi
Shanghai Jiao Tong University
800 Dongchuan RD. Minhang District, Shanghai, China.
foxie_arctic@sjtu.edu.cn

Abstract

With the help of Score Distillation Sampling(SDS) and the rapid development of various trainable 3D representations, Text-to-Image(T2I) diffusion models have been applied to 3D generation tasks and achieved considerable results. There are also some attempts toward the task of editing 3D objects leveraging this Text-to-3D pipeline. However, most methods currently focus on adding additional geometries, overwriting textures or both. But few of them can perform non-rigid transformation of 3D objects. For those who can perform non-rigid editing, on the other hand, suffer from low-resolution, lack of fidelity and poor flexibility. In order to address these issues, we present: Plasticine3D, a general, high-fidelity, photo-realistic and controllable non-rigid editing pipeline. Firstly, our work divides the editing process into a geometry editing stage and a texture editing stage to achieve more detailed and photo-realistic results ; Secondly, in order to perform non-rigid transformation with controllable results while maintain the fidelity towards original 3D models in the same time, we propose a **multi-view-embedding(MVE)** optimization strategy to ensure that the diffusion model learns the overall features of the original object and an **embedding-fusion(EF)** to control the degree of editing by adjusting the value of the fusing rate. We also design a **geometry processing** step before optimizing on the base geometry to cope with different needs of various editing tasks. Further more, to fully leverage the geometric prior from the original 3D object, we provide an optional replacement of score distillation sampling named **score projection sampling(SPS)** which enables us to directly perform optimization from the origin 3D mesh in most common median non-rigid editing scenarios. We demonstrate the effectiveness of our method on both the non-rigid 3D editing task and general 3D editing task.

1. Introduction

Throughout history, art has served as a boundless platform for human imagination and creative expression. The

latest progress in generative models has paved the way, empowering people to embark on artistic endeavors using only a handful of words[8, 11]. Recently, utilizing the 2D prior of text-to-image diffusion models and leveraging inductive bias of implicit 3D representation, score distillation sampling(SDS) based 3D generative methods have shown the great potential in semantic-driven 3D object generation[4, 20, 30]. Unlike traditional methods that rely on training pure 3D generative models with limited categories[18, 27, 33], this approach provides a more computation-saving way to generate diverse 3D objects using pretrained T2I diffusion models. Besides generating 3D objects, there’s also significant potential in editing towards existing 3D objects. Its applications span from visualization and communication to scientific research, art design, making it a research subject with a wide range of practical and creative uses. Since SDS methods have proven successful in generating and manipulating 3D geometry, it immediately raises the intriguing question of whether a similar approach could be developed to edit 3D shapes.

Recent techniques for addressing semantic-driven 3D edit task can be categorized as one of the following: (1) Performing considerable global editing for style transfer tasks on appearance of the object[5, 7, 13, 32]. But these methods have no ability in changing the shape of an object. (2) Using a self-generated attention mask/grid [25, 34], a provided sketch[19] or a determined region[15] to accurately targeting specific local regions, leading to satisfying editing result on the base 3D shape. However, these methods supporting only minor shape insertion and replacement of objects of the same type with the same pose or simple addition task, which make them incapable to perform non-rigid editing tasks since they often require addition, removal and deformation at the same time. (3) Fine-tuning a T2I generative model as the guidance for SDS to perform semantic-guided non-rigid 3D editing[22], however, it leads to uncontrollable degrees of editing. (4) Directly perform a controllable non-rigid transformation with a modified 3D NeRF representation[3], however they often require an additional guidance (e.g. an edited 2D image) and are lacking in ability



Figure 1. **Presentation of Plasticine3D editing results.** We shown that Plasticine3D can cope with a wide range of non-rigid editing task including general addition, median-scale transformation, global-scale transformation and style transfer on 3D assets.

in addition and significant changes in posture (*e.g.* modify a sitting dog to a lying dog).

To address the weaknesses in performing non-rigid editing of the methods above, we propose Plasticine3D, a novel semantic-driven 3D non-rigid editing pipeline with photo-realistic quality, broad applicability to various editing tasks, high-fidelity with the original object in both geometry and appearance details, and the ability to control how closely the editing results match the target prompt. For presenting photo-realistic results and maintaining the ability to conduct style transfer, we divide the editing into 2 stages for geometry and appearance. We propose a multi-view-embedding(MVE) optimization strategy in preserving original details of an object along with an embedding-fusion(EF) step before Score Distillation Sampling(SDS) to blender the original characteristics with the editing objectives for delivering controllable degrees of editing. We also design a processing step on base geometry to cope with different types of editing tasks before SDS. Further more, we propose score projection sampling(SPS) as an optional replacement for score distillation sampling(SDS) in geometry edit-

ing stage to fully leverage the geometric prior of the original 3D objects for most common median-scale non-rigid transformations. This enables us to directly use the original object as the initial geometry for optimization after the guidance model is fine-tuned, thus preventing the Janus problem and possible geometry forming failure from happening compared with regenerating the object from the very start.

Our contributions are summarized as follows:

- We propose Plasticine3D, a novel geometry-appearance-separated pipeline for semantic-driven non-rigid 3D editing task.
- We propose multi-view-embedding(MVE) optimization strategy in preserving original details of an object along with embedding-fusion(EF) to deliver controllable degrees of editing.
- We propose a base geometry processing step on original geometry shapes before SDS to cope with different types of editing tasks.
- We propose score projection sampling(SPS) as an optional replacement for SDS to directly use the original mesh for optimization as an initial geometric guidance in

median-scale non-rigid editing tasks.

2. Related Work

2.1. Text-guided image editing methods

Significant strides in the realm of Text-to-Image (T2I) synthesis using cutting-edge diffusion models have become increasingly conspicuous in recent years. Most recently, they have been applied to various of image editing fields such as inpainting[2, 17], non-rigid 2D editing[9, 12, 14]. The most relevant field to us is 2D non-rigid editing, which requires the methods to perform complex editing such as changing poses or view directions of a photo that is consistent with the target prompt. Imagic[14] introduces an embedding optimization and fine-tuning process to realize controllable 2D non-rigid editing.

2.2. 2D lifted 3D object generation pipelines

With the rapid development of the metaverse and virtual reality, generating high-precision and reliable 3D assets has become an urgent need. Motivated by the desire to create high-precision 3D content through semantic inputs such as text prompts, the text-to-3D field has experienced a substantial surge in recent years. Score distillation sampling(SDS) proposed by DreamFusion[20] distills the prior from the 2D diffusion model and enables the generation of 3D object from 2D generative model for the first time. Comparing with the earlier approaches which either use CLIP supervisions[21] or directly train a 3D diffusion model on 3D data[18, 27, 33], 2D lifted 3D object generation method has the advantage of only requiring low computational resources to generate a variety of objects. Magic3D[16] further improved the quality of the generated objects by separating the pipeline into 2 stages. Fantasia3D[4] and TextMesh[29] modify the implicit 3D representation to achieve high-resolution result with a detailed extracted explicit mesh. ProlificDreamer[31] further improved the variety and the quality of generated 3D object by VSD, a generalized version of score distillation sampling.

2.3. Semantic-driven 3D editing methods

Recently, thanks to the rapid development of 2D lifted 3D generative methods which leverage score distillation sampling technique, semantic-driven 3D editing has surfaced as a promising avenue with significant potential. DreamEditor[34] automatically creates an explicit 3D mask from the attention map with diffusion model to restrict the local edit area. Vox-E[25] uses cross-attention volumetric grids to refine the spatial extent of the edits. SKED[19] performs local editing on 3D scenes by providing precise multi-view sketches. FocalDreamer[15] possesses the capability of 3D local editing by restricting the target part in a focal region. However, these methods can only perform lo-

cal editing with a strong or weak region guidance provided. DreamBooth3D[22] has the ability of performing non-rigid editing while preserving the features from the original object leveraging the ability of DreamBooth[24]. However, it suffers from low-resolution results due to its 3D representation and can not perform controllable non-rigid editing. SINE[3] on the other hand, realizes controllable non-rigid editing by a modified 3D NeRF representation. However, similar methods not only lacks flexibility in addition task and global-scale pose transformation, but also requires an edited 2D image as a guidance. In contrast, our work performs high-resolution non-rigid editing by dividing geometry and appearance optimization into 2 stages, preserves details to the original appearance with optimization towards guidance model and achieves a trade-off between fidelity and alignment with the target prompt for controllable non-rigid editing while maintains flexibility in wide range of editing tasks with our proposed novel methods.

3. Preliminary

3.1. Score distillation sampling

Score distillation sampling(SDS) is a method to distill the hidden priors from T2I diffusion models to a differentiable 3D representation for 3D object generation task proposed by DreamFusion[20]. Given a differentiable 3D representation $x = g(\theta, v)$, where θ is its trainable parameters, we can get the rendered image x from a given view point v . Subsequently, a sampled noise ϵ is added to x to a random time step t to get a noisy image x_t . Score distillation sampling can then leverage the noise predictor $\hat{\epsilon}_\phi(x_t; y, t)$ to get a score function from the noisy image x_t given the text embedding y and the noise step t . Score distillation sampling then use the score function to guide the direction of the gradient for updating the parameters θ of the 3D representation by:

$$\nabla_\theta \mathcal{L}_{SDS}(\phi, x) = \mathbb{E}_{t, \epsilon, v} \left[\omega(t) (\hat{\epsilon}_\phi(x_t; y, t) - \epsilon) \frac{\partial x}{\partial \theta} \right], \quad (1)$$

where $\omega(t)$ is a weight factor related with the time step t .

3.2. DMTeT

DMTeT[26] is a novel hybrid 3D representation which leverages the advantages of both implicit and explicit representation. It includes a deformable tetrahedral grid that encodes a discretized signed distance function and a differentiable marching tetrahedra layer that extracts an explicit surface mesh from the implicit signed distance representation. It has a very strong ability in synthesizing high-resolution 3D shapes.

4. Plasticine3D: Non-rigid 3D editing method

We define our non-rigid transformation editing task as the following: given an original 3D object Ω_o which consists of

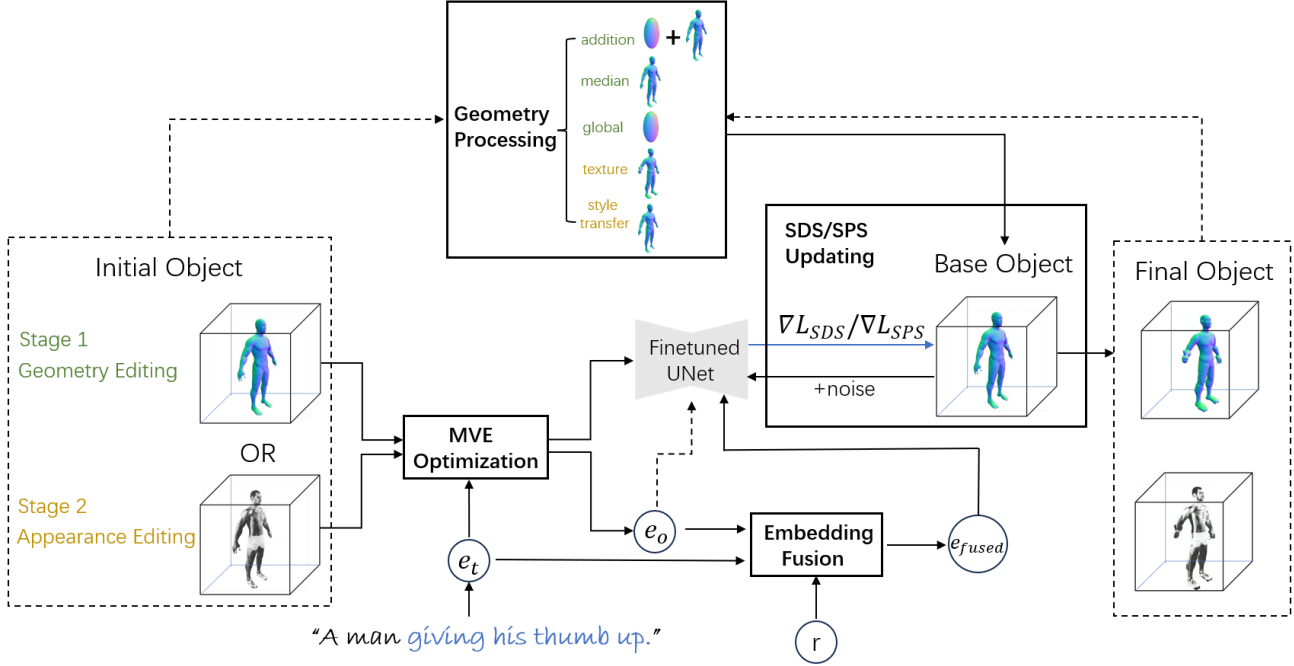


Figure 2. **An overview of Plasticine3D.** Plasticine3D is a 2-stage non-rigid editing method which contains a geometry and an appearance editing stage. We follow the same pipeline in both of the stages: i) We first render randomly from different views for optimizing the trainable multi-view-embeddings and pretrained UNet model to get an optimized embedding and a fine-tuned UNet in MVE optimization. ii) We then get a fused embedding in Embedding Fusion which represents the desired editing. iii) We process the initial geometry to get a base geometry according to the category of our task before we start to optimize the 3D representation. iv) We apply SDS/SPS to optimize the 3D representation starting from the base geometry using the fine-tuned UNet and the fused embedding. After that, we get the final result and enter the next stage(optional).

a geometry mesh M_o and a texture T_o , along with a target prompt c_t that describes our desired edit result, our goal is to get an edited 3D object Ω_e which also consists of a mesh-texture pair (M_e, T_e) . However, we will also allow the provided 3D object Ω_o to contain only a base mesh M_o without the texture. In this case, our edited 3D object Ω_e will only need to contain an transformed mesh M_e . As it has been discovered by Magic3D[16] and Fantasia3D[4], the quality and performance of generated 3D shapes can be improved with a 2-stage pipeline which generates geometry and appearance sequentially. Considering this point, we also use this 2-stage pipeline from Fantasia3D as the framework for our non-rigid editing task. For a given object Ω_o , we will first perform non-rigid editing on its geometry shape M_o and then draw an appropriate texture T_e on the modified shape M_e . This 2-stage pipeline also gives us enough flexibility when the texture T_o is not provided or when we need to separately adjust the edited geometry and texture.

4.1. Multi-view-embedding(MVE) optimization

In performing non-rigid editing, our method should have the ability to locally or globally re-generate a feature-preserved

Ω_e especially when a medium or large scale non-rigid transformation is required. For achieving this target, our diffusion model who act as a guidance will have to learn the features of Ω_o for preserving them after editing. Inspired by a 2D editing method Imagic[14], we propose multi-view-embedding(MVE) optimization aiming to find a prior that matches Ω_o in the probability space of diffusion model to provide such features. MVE has 2 following phases:

Embedding locating Given a target text prompt y_t describing the desired Ω_e and a Ω_o in the form of DMTeT, we first use a tokenizer and a CLIP encoder[21] in Stable Diffusion Pipeline[23] to transform y_t into a target embedding e_t , which serves as a semantic description for the desired target in the embedding space. Then we optimize a trainable text embedding e_{tr} start from e_t to get a optimized description embedding e_o that best matches Ω_o in the probability space of the diffusion model. We keep DMTeT and the diffusion model frozen in this process and only optimize the embedding for a few steps. The optimized embedding e_o will be used to generate a fused embedding e_{fused} in Sec. 4.2 to guide our editing process later on. Similar with 2D scenario in Imagic, we use a reconstruction loss in 3D for the em-

bedding optimization as follows:

$$\mathcal{L}_{recon} = \mathbb{E}_{v,t,\epsilon} [\|\epsilon_\phi(x_t^v; e_{tr}, t) - \epsilon\|_2^2], \quad (2)$$

where v is a randomly selected view, x^v is a rendered image from the selected view point of the original 3D object Ω_o , $\epsilon_\phi(x_t^v; e_{tr}, t)$ is the noise prediction given by the UNet inside diffusion model, $\epsilon \sim N(0, 1)$, $t \sim Uniform(1, T)$ and x_t^v is the noised version of x^v following:

$$X_t^v = \sqrt{\alpha_t}X^v + \sqrt{1 - \alpha_t}\epsilon, \quad (3)$$

where α_t are a set of hyper-parameters that controls the scale of noise added to the image during the forward diffusion process.

Section-dependent embedding Different from 2D approach, we find a single e_o has a weak ability in preserving the view-dependent details of an object. So instead, we divide the camera view point set into multiple sections $s_i, i = \{1, 2, \dots, n\}$ and assign each section an independent trainable embedding e_{tr}^i to train a section dependent e_o^i . This will provide us with a vague guidance towards view direction by binding an embedding with the 2D shapes rendered from the corresponding set of view, which can align the original details with facing of the regenerated objects. Using this multi-view embedding setting, our reconstruction loss will be modified as the following:

$$\mathcal{L}_{recon}^i = \mathbb{E}_{v,t,\epsilon} [\|\epsilon_\phi(x_t^v; e_{tr}^i, t) - \epsilon\|_2^2], \quad (4)$$

where i is the index of the view section s_i , v is a randomly selected camera view point from section s_i . In the following sections, we will still use notations like e_o that omit i for convenience.

UNet fine-tuning While e_o is the embedding that best matches Ω_o in the probability space of the diffusion model, there’s still a difference in details between Ω_o and what e_o represents in probability space. So we need to further fine-tune the diffusion model to learn those details. We will use the same reconstruction loss above Eqs. (2) and (4), but replacing the trainable embedding e_{tr} as frozen optimized embedding e_o and set the noise prediction model(UNet in Stable Diffusion in our implementation) as trainable. This will bridge the final gap in details between e_o and Ω_o . After this fine-tuning step, we set the fine-tuned diffusion model and the optimized embedding frozen.

4.2. Embedding fusion(EF)

From MVE optimization, we get an optimized embedding e_o along with a fine-tuned diffusion model whose parameters are represented as ϕ . In order to perform non-rigid transformation while preserving the details from the original object Ω_o , we fuse the optimized embedding e_o with the target embedding e_t generated with the target prompt y by interpolating linearly between them:




Figure 3. **Presentation of controllable results.** By varying fusing rate r , one can choose what degree of result one would like to achieve. The graph also shows a trade-off between fidelity towards original features and the degree of change towards target features. We also find that a larger r needs a larger CFG weight to ensure a considerable quality in geometry stage.



Figure 4. **Presentation of geometry processing in geometry editing stage.** For general additional task, an ellipsoid needs to be added to the desired region. For median-scale editing, initial geometry can be directly used as the base geometry. For global-scale editing, an ellipsoid is provided as the base geometry.

$$e_{int} = r * e_t + (1 - r) * e_o, \quad (5)$$

where r stands for the interpolation rate.

After we get the fused embedding e_{fused} , it will be used in score distillation step to generate an edited result. We’ll show in Fig. 3 by adjusting the rate r , a trade-off between keeping original details and satisfying editing target can be achieved in global-scale 3D non-rigid editing task.

Specially, in geometry editing stage, we find that sometimes it will be hard to generate a satisfying editing result with a fixed r rate. The reason may be that the amount of interpolation required to maintain geometric consistency varies for each perspective. In this case, we add a normal distributed jitter to the rate r and refuse e_{fused} with r_{jitter} before each step of SDS/SPS to maintain geometric consistency as follows:

$$r_{jitter} = r + 0.01 * z, \quad (6)$$

where $z \sim N(0, 1)$.

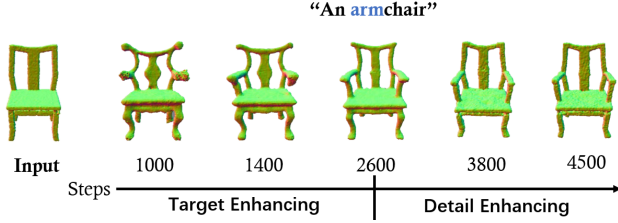


Figure 5. **Illustration of score projection sampling (SPS) process.** SPS is divided into 2 steps: target enhancing to obtain the target features and detail enhancing to regain the original details.

4.3. Geometry processing

In this section, we process the original geometry or replace the original geometry to get a base geometry P before further optimization with score distillation sampling. This will provide our editing with better efficiency, fidelity and quality. In appearance editing stage, we will either use the edited geometry M_e from geometry stage for texturing or directly use the original mesh M_o for style transfer. However, the processing of geometry will be more complicated in geometry editing stage than in appearance editing stage regarding to different editing target shown in Fig. 4.

We first divide all our geometry editing tasks into 3 categories: 1. General addition: adding an extra part on the original mesh M_o , e.g. a horse to an astronaut riding a horse, the horse remain unchanged. 2. Median-scale non-rigid transformation: performing non-rigid transformation on a local region while keeping other parts unchanged, e.g. a man with open arms to a man giving his thumb up, only the upper parts of the body need to be modified. 3. Global non-rigid transformation: performing overall non-rigid transformation, e.g. a sitting dog to a lying dog.

For case 1, all the original parts will be remained. So in this case, we’ll add an ellipsoid directly to the addition region on M_o as the base geometry P . This will improve the fidelity and efficiency since it eliminates the need to regenerate the original object and avoids the process of extending volumes from the original object.

For case 2, we use M_o as the base geometry P to provide an initial geometry guidance in preventing local geometry failure when regenerating from scratch shown in Fig. 6. Specifically for this case, SDS is replaced with SPS proposed by us. We’ll further discuss this part in Sec. 4.4.

For case 3, a global non-rigid editing is basically regeneration. It will bring negative effect to use the original mesh as the base geometry for regeneration in this case. So we only provide an initial ellipsoid as base geometry P like the generative setups in Fantasia3D.

4.4. Score projection sampling (SPS)

In order to get the edited result in appearance editing stage and case 1&3 in geometry editing stage, we will use score distillation sampling to perform the editing on P :

$$\nabla_{\theta} \mathcal{L}_{SDS}(\phi, x) = \mathbb{E}_{t, \epsilon, v} \left[\omega(t) (\hat{\epsilon}_{\phi}(e_{fused}) - \epsilon) \frac{\partial x}{\partial \theta} \right], \quad (7)$$

where ϕ represents the parameters of the fine-tuned diffusion model. x_t is the rendered image of P from randomly selected camera view v , e_{fused} represents the fused embedding corresponding to the view section s_i where v belongs to. And $\hat{\epsilon}_{\phi}(x_t; e_{fused}, t)$ (x_t and t are omitted in the following equations) is an interpolated noise prediction follows the classifier free guidance[10]:

$$\hat{\epsilon}_{\phi}(e_{fused}) = \epsilon_{\phi}(e_{unc}) + w * (\epsilon_{\phi}(e_{fused}) - \epsilon_{\phi}(e_{unc})), \quad (8)$$

where $\epsilon_{\phi}(x_t; e_{unc}, t)$ is the unconditional noise prediction using e_{unc} generated from an empty prompt as the conditional embedding, w refers to the classifier-free-guidance weight (CFG value).

When it comes to case 2 in geometry editing stage, however, it can be difficult for the base geometry P to make significant changes using SDS. In order to perform non-rigid editing from a base geometry P that is identical with original geometry M_o , we propose score projection sampling.

In Eq. (8) we may consider the value $\epsilon_{\phi}(e_{fused}) - \epsilon_{\phi}(e_{unc})$ as a semantic vector \vec{e}_{fused} for fused embedding. Similarly, we may write a semantic vector \vec{e}_{opt} for optimized embedding as $\epsilon_{\phi}(e_{opt}) - \epsilon_{\phi}(e_{unc})$. Inspired by Perp-Neg[1], we make a projection from \vec{e}_{fused} to \vec{e}_{opt} in order to get a perpendicular component of \vec{e}_{fused} :

$$\vec{e}_{tgt.enhance} = \vec{e}_{fused} - \frac{\vec{e}_{fused} \cdot \vec{e}_{opt}}{\|\vec{e}_{opt}\|^2} \vec{e}_{opt}. \quad (9)$$

This represents the “pure” semantic information that is consistent with the target editing while having the least damage to \vec{e}_{opt} . Then, by adding this enhancement vector $\vec{e}_{tgt.enhance}$ to \vec{e}_{fused} with an enhancement weight $w_{tgt.p}$, we will modify Eq. (8) as:

$$\hat{\epsilon}_{\phi}(e_{fused}) = \epsilon_{\phi}(e_{unc}) + w * (\vec{e}_{fused} + w_{tgt.p} * \vec{e}_{tgt.enhance}). \quad (10)$$

This will provide the model with a stronger guidance towards the target prompt direction, thereby motivating it to make significant changes from P .

Nevertheless, we find that such enhancement will still bring damages to the original features from M_o because of the accumulative effect. So we divided the geometry editing stage using SPS into 2 parts shown in Fig. 5. We use $\vec{e}_{tgt.enhance}$ for obtaining the required target feature in target enhancement stage and correspondingly, a similar component \vec{e}_{opt} is used in detail enhancement stage to regain the

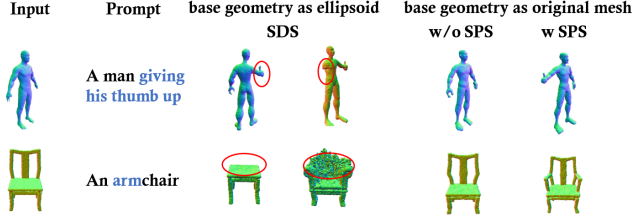


Figure 6. **Necessity of Score Projection Sampling in median-scale non-rigid editing.** Regenerating the whole object from scratch will cause local/global regeneration failure (marked with red circles), while using the original geometry as the base geometry without SPS will result in no changes at all.

features of the original object while preserving the obtained target feature:

$$\vec{\epsilon}_{opt.enhance} = \vec{\epsilon}_{opt} - \frac{\vec{\epsilon}_{fused} \cdot \vec{\epsilon}_{opt}}{\|\vec{\epsilon}_{fused}\|^2} \vec{\epsilon}_{fuse}, \quad (11)$$

along with an enhancement weight $w_{opt.p}$.

5. Experiments

5.1. Implementation details

We use Stable Diffusion from Hugging Face diffusers and transformers API as our guidance model for fine-tuning and Score distillation sampling (SDS). For 3D representation, we borrow the framework and settings from Fantasia3D. We use the meshes from Objaverse[6], ANIM[28] and base person mesh Fantasia3D provided. For convenience, we generate the textures for the meshes from the Fantasia3D appearance stage with general text prompts. This will not affect the result of the appearance editing since we will do fine-tuning with the original texture on the diffusion model anyway. The geometry editing stage and appearance editing stage share the same pipeline. We conduct the experiment on a single V100-32GB GPU and simulate the multi-card settings in Fantasia3D by enforcing each batch to contain 12 camera view points from each of the 12 view sections. Geometry stage fine-tuning takes about 2 hours and SDS optimization takes about 0.5 hour. Appearance stage fine-tuning takes about 1 hour and SDS optimization takes about 0.4 hour. It will be faster if multi-gpu is applied since we are using gradient accumulation for fine-tuning now.

5.2. Ablation studies

Controllable results with embedding-fusion (EF) We apply our method on both a global-scale non-rigid transformation task and a style transfer task to show the controllable degree of editing brought by embedding-fusion. Specifically, we display the results generated with different interpolation rate r on i) a sitting dog to a lying dog and ii) a German shepherd to a Siberian husky in Fig. 3. For task i),

we use a flattened ellipsoid as the base geometry P for optimization. For task ii), we use the original geometry M_o as the base geometry P . As r increases, the edited result will display a greater relevance to the target prompt. We also observed that with the growth of r , a larger CFG value will be required to form an acceptable result. This shows that a low r fused-embedding is more relevant to the original object, which occupies a relatively smaller and clearer domain in probability space. And in contrast, a high r fused-embedding is less relevant to the original object and has a higher uncertainty.

Score projection sampling (SPS) in median-scale non-rigid editing We show the necessity of SPS by an example task in Fig. 6: changing a man’s pose from opening his arms to giving his thumb up. We separately generated the result with: base geometry as an ellipsoid with SDS, base geometry as the original mesh with SDS and base geometry as the original mesh with SPS. It is clearly shown that regenerating a complex object like a man giving his thumb up from scratch will suffer from serious regeneration failure, so it will be a must sometimes to use the original mesh as the base geometry to provide a geometry inductive bias for further optimization. However, directly using SDS to optimize the base mesh will lead to a stagnation point on the original shape and will be unable to bring the desired transformation to the object. By replacing SDS with SPS, we are able to perform median-scale non-rigid transformation directly on the original geometry. This enables us to perform target editing while ensuring the quality at the same time. An illustration of this SPS process is also shown in Fig. 5 with the editing task of transforming a chair to an armchair.

5.3. Comparison experiments

Baselines We compare Plasticine3D with the following baselines: 1) Vox-E(global): Vox-E is a state-of-the-art (SOTA) method for 3D object editing leveraging 2D diffusion model. Vox-E(global)[25] enables global-scale 3D editing that aligns with a provided target prompt. 2) Vox-E(local): Vox-E also provide a local mode in its pipeline. Vox-E(local) leverages the attention grid to enable local 3D editing. 3) Fantasia3D*: Fantasia3D[4] is a photo-realistic 2D-lifted-3D generation pipeline. Similarly to DreamBooth3D[22] that performs on DreamFusion[20], we replace the guidance model of Fantasia3D with a fine-tuned version with DreamBooth on the rendered images of the input object and set this modified pipeline as one of our baselines.

Qualitative result The qualitative comparison with 3D editing baselines is shown in Fig. 7. As illustrated in the graph, Vox-E(global) can hardly perform non-rigid editing with significant changes in posture. Besides that, it may also leads to significant change in texture. Vox-E(local) is not able to well define a target region when the target




Figure 7. **Qualitative comparison with the baselines.** Our method shows a better result on some common non-rigid editing tasks.

Method	$CLIP_{sim}$	$CLIP_{dir}$
VOX-E(global)	0.285	0.0278
VOX-E(local)	0.286	0.0232
Fantasia3D*	0.250	0.0138
Plasticine3D(Ours)	0.295	0.0456

Table 1. Quantitative evaluation results over different cases using CLIP similarity and CLIP directional similarity.

prompt describes an overall status. In this situation, it will degrade to the same status as Vox-E(global) and performs similarly. Fantasia3D* shows slight transformation in geometry towards the editing target. However, it suffers from poor generation quality and mesh fractions are observed. In contrast to them, our method can perform photo-realistic edited results that highly align with the editing target while well preserving the details and features of the original objects.

Quantitative result We perform a quantitative comparison result in Tab. 1. We use the CLIP similarity $CLIP_{sim}$ to evaluate the alignment between the edited result and the target prompt along with a CLIP directional similarity $CLIP_{dir}$ to evaluate the consistency of the editing with the semantic changes from the original object to the target prompt. In order to be fair to all the view directions of a 3D object, we calculate the average $CLIP_{sim}$ and $CLIP_{dir}$ of 100 rendered images of an object from random view directions with the target editing prompt to get the final result. We find our method has a higher $CLIP_{sim}$ and $CLIP_{dir}$ than all the baseline methods in common(global-scale and median-scale) non-rigid editing tasks.

6. Conclusions and Limitations

We propose a novel semantic-driven, controllable non-rigid 3D editing pipeline named: Plasticine3D. Our work divides the editing process into a geometry editing stage and a tex-

ture editing stage to achieve detailed and photo-realistic results. We propose a multi-view-embedding(MVE) optimization strategy to preserve features of the original object and an embedding-fusion(EF) to control the degree of editing by adjusting the value of the fusing rate. We also design a geometry processing step before SDS on the base geometry to cope with different needs of various editing tasks. Further more, we propose score projection sampling(SPS) specially for median-scale non-rigid editing tasks which enables us to achieve higher editing quality by leveraging the geometry prior of original object. Contrary to other methods, our pipeline can perform general non-rigid 3D editing including general addition, style transfer, median-scale non-rigid transformation and global non-rigid transformation with controllable degrees and considerable quality. It only requires the users to provide an initial object, a target text prompt and some easy processing before editing.

Limitations We overcome few problems in producing our work, including: 1) Janus Problem happens in global-scale non-rigid transformation and sometimes in median-scale non-rigid transformation. A typical example is the two-headed horse when a "horse with its head down" editing target is required. 2) The scale of the result may slightly change after geometry editing stage, so the user may need to resize them before entering the appearance editing stage. 3) Fine-tuning process will be too slow for daily usage and bring inconvenience to the users. Our future work may focus on eliminating the Janus problems in this pipeline by adding 3D priors to the current guidance model, achieving smooth transition of continuous motion in 3D space during non-rigid transformation as well as accelerating the editing process.

References

- [1] Mohammadreza Armandpour, Huangjie Zheng, Ali Sadeghian, Amir Sadeghian, and Mingyuan Zhou. Reimagine the negative prompt algorithm: Transform 2d diffusion into 3d, alleviate janus problem and beyond. *arXiv*

- preprint *arXiv:2304.04968*, 2023. 6
- [2] Omri Avrahami, Dani Lischinski, and Ohad Fried. Blended diffusion for text-driven editing of natural images. In *Proceedings of the IEEE/CVF Conference on Computer Vision and Pattern Recognition (CVPR)*, pages 18208–18218, 2022. 3
- [3] Chong Bao, Yinda Zhang, Bangbang Yang, Tianxing Fan, Zesong Yang, Hujun Bao, Guofeng Zhang, and Zhaopeng Cui. Sine: Semantic-driven image-based nerf editing with prior-guided editing field. In *Proceedings of the IEEE/CVF Conference on Computer Vision and Pattern Recognition*, pages 20919–20929, 2023. 1, 3
- [4] Rui Chen, Yongwei Chen, Ningxin Jiao, and Kui Jia. Fantasia3d: Disentangling geometry and appearance for high-quality text-to-3d content creation. *arXiv preprint arXiv:2303.13873*, 2023. 1, 3, 4, 7
- [5] Pei-Ze Chiang, Meng-Shiun Tsai, Hung-Yu Tseng, Wei-Sheng Lai, and Wei-Chen Chiu. Stylizing 3d scene via implicit representation and hypernetwork. In *Proceedings of the IEEE/CVF Winter Conference on Applications of Computer Vision*, pages 1475–1484, 2022. 1
- [6] Matt Deitke, Dustin Schwenk, Jordi Salvador, Luca Weihs, Oscar Michel, Eli VanderBilt, Ludwig Schmidt, Kiana Ehsani, Aniruddha Kembhavi, and Ali Farhadi. Objaverse: A universe of annotated 3d objects. In *Proceedings of the IEEE/CVF Conference on Computer Vision and Pattern Recognition*, pages 13142–13153, 2023. 7
- [7] Zhiwen Fan, Yifan Jiang, Peihao Wang, Xinyu Gong, Dejia Xu, and Zhangyang Wang. Unified implicit neural stylization. In *European Conference on Computer Vision*, pages 636–654. Springer, 2022. 1
- [8] Ian Goodfellow, Jean Pouget-Abadie, Mehdi Mirza, Bing Xu, David Warde-Farley, Sherjil Ozair, Aaron Courville, and Yoshua Bengio. Generative adversarial networks. *Communications of the ACM*, 63(11):139–144, 2020. 1
- [9] Amir Hertz, Ron Mokady, Jay Tenenbaum, Kfir Aberman, Yael Pritch, and Daniel Cohen-or. Prompt-to-prompt image editing with cross-attention control. In *The Eleventh International Conference on Learning Representations*, 2022. 3
- [10] Jonathan Ho and Tim Salimans. Classifier-free diffusion guidance. In *NeurIPS 2021 Workshop on Deep Generative Models and Downstream Applications*, 2021. 6
- [11] Jonathan Ho, Ajay Jain, and Pieter Abbeel. Denoising diffusion probabilistic models. *Advances in neural information processing systems*, 33:6840–6851, 2020. 1
- [12] Jiancheng Huang, Yifan Liu, Jin Qin, and Shifeng Chen. Kv inversion: Kv embeddings learning for text-conditioned real image action editing. *arXiv preprint arXiv:2309.16608*, 2023. 3
- [13] Yi-Hua Huang, Yue He, Yu-Jie Yuan, Yu-Kun Lai, and Lin Gao. Stylizednerf: consistent 3d scene stylization as stylized nerf via 2d-3d mutual learning. In *Proceedings of the IEEE/CVF Conference on Computer Vision and Pattern Recognition*, pages 18342–18352, 2022. 1
- [14] Bahjat Kawar, Shiran Zada, Oran Lang, Omer Tov, Huiwen Chang, Tali Dekel, Inbar Mosseri, and Michal Irani. Imagic: Text-based real image editing with diffusion models. In *Proceedings of the IEEE/CVF Conference on Computer Vision and Pattern Recognition*, pages 6007–6017, 2023. 3, 4
- [15] Yuhan Li, Yishun Dou, Yue Shi, Yu Lei, Xuanhong Chen, Yi Zhang, Peng Zhou, and Bingbing Ni. Focaldreamer: Text-driven 3d editing via focal-fusion assembly. *arXiv preprint arXiv:2308.10608*, 2023. 1, 3
- [16] Chen-Hsuan Lin, Jun Gao, Luming Tang, Towaki Takikawa, Xiaohui Zeng, Xun Huang, Karsten Kreis, Sanja Fidler, Ming-Yu Liu, and Tsung-Yi Lin. Magic3d: High-resolution text-to-3d content creation. In *Proceedings of the IEEE/CVF Conference on Computer Vision and Pattern Recognition*, pages 300–309, 2023. 3, 4
- [17] Andreas Lugmayr, Martin Danelljan, Andres Romero, Fisher Yu, Radu Timofte, and Luc Van Gool. Repaint: Inpainting using denoising diffusion probabilistic models. In *Proceedings of the IEEE/CVF Conference on Computer Vision and Pattern Recognition*, pages 11461–11471, 2022. 3
- [18] Shitong Luo and Wei Hu. Diffusion probabilistic models for 3d point cloud generation. In *Proceedings of the IEEE/CVF Conference on Computer Vision and Pattern Recognition*, pages 2837–2845, 2021. 1, 3
- [19] Aryan Mikaeili, Or Perel, Mehdi Safaei, Daniel Cohen-Or, and Ali Mahdavi-Amiri. Sked: Sketch-guided text-based 3d editing. In *Proceedings of the IEEE/CVF International Conference on Computer Vision*, pages 14607–14619, 2023. 1, 3
- [20] Ben Poole, Ajay Jain, Jonathan T Barron, and Ben Mildenhall. Dreamfusion: Text-to-3d using 2d diffusion. In *The Eleventh International Conference on Learning Representations*, 2022. 1, 3, 7
- [21] Alec Radford, Jong Wook Kim, Chris Hallacy, Aditya Ramesh, Gabriel Goh, Sandhini Agarwal, Girish Sastry, Amanda Askell, Pamela Mishkin, Jack Clark, et al. Learning transferable visual models from natural language supervision. In *International conference on machine learning*, pages 8748–8763. PMLR, 2021. 3, 4
- [22] Amit Raj, Srinivas Kaza, Ben Poole, Michael Niemeyer, Nataniel Ruiz, Ben Mildenhall, Shiran Zada, Kfir Aberman, Michael Rubinstein, Jonathan Barron, et al. Dreambooth3d: Subject-driven text-to-3d generation. *arXiv preprint arXiv:2303.13508*, 2023. 1, 3, 7
- [23] Robin Rombach, Andreas Blattmann, Dominik Lorenz, Patrick Esser, and Björn Ommer. High-resolution image synthesis with latent diffusion models. In *Proceedings of the IEEE/CVF conference on computer vision and pattern recognition*, pages 10684–10695, 2022. 4
- [24] Nataniel Ruiz, Yuanzhen Li, Varun Jampani, Yael Pritch, Michael Rubinstein, and Kfir Aberman. Dreambooth: Fine tuning text-to-image diffusion models for subject-driven generation. In *Proceedings of the IEEE/CVF Conference on Computer Vision and Pattern Recognition (CVPR)*, pages 22500–22510, 2023. 3
- [25] Etai Sella, Gal Fiebelman, Peter Hedman, and Hadar Averbuch-Elor. Vox-e: Text-guided voxel editing of 3d objects. In *Proceedings of the IEEE/CVF International Conference on Computer Vision*, pages 430–440, 2023. 1, 3, 7
- [26] Tianchang Shen, Jun Gao, Kangxue Yin, Ming-Yu Liu, and Sanja Fidler. Deep marching tetrahedra: a hybrid repre-

- sentation for high-resolution 3d shape synthesis. *Advances in Neural Information Processing Systems*, 34:6087–6101, 2021. [3](#)
- [27] J Ryan Shue, Eric Ryan Chan, Ryan Po, Zachary Ankner, Jiajun Wu, and Gordon Wetzstein. 3d neural field generation using triplane diffusion. In *Proceedings of the IEEE/CVF Conference on Computer Vision and Pattern Recognition*, pages 20875–20886, 2023. [1](#), [3](#)
- [28] Robert W Sumner and Jovan Popović. Deformation transfer for triangle meshes. *ACM Transactions on graphics (TOG)*, 23(3):399–405, 2004. [7](#)
- [29] Christina Tsalicoglou, Fabian Manhardt, Alessio Tonioni, Michael Niemeyer, and Federico Tombari. Textmesh: Generation of realistic 3d meshes from text prompts. *arXiv preprint arXiv:2304.12439*, 2023. [3](#)
- [30] Haochen Wang, Xiaodan Du, Jiahao Li, Raymond A Yeh, and Greg Shakhnarovich. Score jacobian chaining: Lifting pretrained 2d diffusion models for 3d generation. In *Proceedings of the IEEE/CVF Conference on Computer Vision and Pattern Recognition*, pages 12619–12629, 2023. [1](#)
- [31] Zhengyi Wang, Cheng Lu, Yikai Wang, Fan Bao, Chongxuan Li, Hang Su, and Jun Zhu. Prolificdreamer: High-fidelity and diverse text-to-3d generation with variational score distillation. *arXiv preprint arXiv:2305.16213*, 2023. [3](#)
- [32] Kai Zhang, Nick Kolkin, Sai Bi, Fujun Luan, Zexiang Xu, Eli Shechtman, and Noah Snavely. Arf: Artistic radiance fields. In *European Conference on Computer Vision*, pages 717–733. Springer, 2022. [1](#)
- [33] Linqi Zhou, Yilun Du, and Jiajun Wu. 3d shape generation and completion through point-voxel diffusion. In *Proceedings of the IEEE/CVF International Conference on Computer Vision (ICCV)*, pages 5826–5835, 2021. [1](#), [3](#)
- [34] Jingyu Zhuang, Chen Wang, Lingjie Liu, Liang Lin, and Guanbin Li. Dreameditor: Text-driven 3d scene editing with neural fields. *arXiv preprint arXiv:2306.13455*, 2023. [1](#), [3](#)