

# ACPO: An AI-Enabled Compiler Framework

Amir H. Ashouri Muhammad Asif Manzoor Duc Minh Vu Raymond Zhang Colin Toft  
Ziwen Wang Angel Zhang Bryan Chan Tomasz S. Czajkowski Yaoqing Gao

Heterogeneous Compiler R&D Lab  
Huawei Technologies Canada

**Abstract**—The key to the performance optimization of a program is to decide correctly when a compiler should apply a certain transformation. This paper presents ACPO: An AI-Enabled Compiler Framework, a novel framework that provides LLVM with simple and comprehensive tools to benefit from employing ML models for different optimization passes. We first showcase the high-level view, class hierarchy, and functionalities of ACPO and subsequently, demonstrate a couple of use cases of ACPO by ML-enabling the Loop Unroll and Function Inlining passes used in LLVM’s O3. and finally, describe how ACPO can be leveraged to optimize other passes. Experimental results reveal that the ACPO model for Loop Unroll can gain on average 4%, 3%, 5.4%, and 0.2% compared to LLVM’s vanilla O3 optimization when deployed on Polybench, Coral-2, CoreMark, and Graph-500, respectively. Furthermore, by including both Function Inlining and Loop Unroll models, ACPO can provide a combined speedup of 4.5% on Polybench and 2.4% on Cbench when compared with LLVM’s O3, respectively.

## I. INTRODUCTION & RELATED WORKS

State-of-the-art compilers, e.g., LLVM, are built with sophisticated optimization pipelines that result in robust, reproducible [1], and reliable code generation [2]. The LLVM compiler framework is no exception with its multi-layer design, where passes in the mid-end can perform analyses or transformations on a code region, one after another [3]. LLVM passes operate on code regions with varying levels of granularity, including loops, functions, call graphs, and modules. Compiler engineers have continuously improved the quality of the optimization passes in LLVM, and have derived a set of fixed-length optimization pipelines, known as standard optimization levels, i.e.,  $O\{1, 2, 3, s, z\}$ , which are designed to improve the code size or performance (to varying degrees) of the programs to which they are applied. At the highest optimization level available, i.e. O3, more than 60 unique transformation passes exist in LLVM’s pipeline [4].

Leveraging machine learning (ML) for compilers has recently become an extensively researched topic. In many instances, the authors showed experimental results that outperformed LLVM’s O3 [5], [4], [6], [7], [8], [9], [10], [11], [12]. Machine learning approaches normally rely on data generated by an autotuner [13], [14], which helps explore an optimization space formed by the number of parameters in the decision set. Alternatively, by the growth of applications of Reinforcement Learning (RL), as opposed to generating offline training data by an autotuner, authors have explored their action space, online, and during the training process of the RL agent. This is done by feeding back a reward value to update the agent’s

policy [15], [16], [8], [17]. To characterize the software being compiled for the ML model, program representation methods are employed, which generally fall into three categories: using static features [18], [8], using dynamic features [19], [20], and graph-based characterization [21], [22], [23], [24]. In recent years, there have been considerable advancements in the space, especially in the graph-based program representation techniques [25], [24] and token-based identifiers [26], which are outside the scope of this work. Recently, there have been a few works providing an end-to-end approach to construct ML-based heuristics for optimizing the decision-making process of the transformation passes [6], [27], [28], [15], [16], [29], [8]. Among these, only a subset provides an ML-guided optimization approach (MLGO) [16], [28], [15], [8] baked into a single or multiple passes to streamline the optimization process inside the pass functionality readily. The recent advancements in this area beg the question of how *scalable*, *user-friendly*, and *comprehensive* a framework should be to provide seamless integration with existing LLVM optimization passes while maintaining a clean separation of concerns between the ML and the LLVM layers.

MLGO uses ML to advise the Inliner as to whether or not a call site should be inlined to minimize the size of the generated code. Later, MLGPerf [8] extended MLGO to optimize inlining for performance as opposed to code size and showed efficacy on several benchmarks, e.g. SPEC CPU 2006 and Cbench. In this work, similar to MLGPerf, we also focus on the hard problem of ML performance optimization, where the key challenge is the development of model architecture and the features used to capture key performance use cases. However, we develop a scalable, extendible, end-to-end ML-guided framework to enable easy use of ML within optimization passes in compilers such as LLVM. Contrary to MLGO, ACPO also provides a standalone and modular feature collection class defined in different scopes of LLVM, i.e., Module, Function, CallGraph, and Loops. Users can easily add selected features to their ACPO passes by the feature names or scopes. To summarize, ACPO proposes the following contributions:

- 1) A framework to provide a comprehensive set of predefined program features, libraries, and algorithmic methods by enabling compiler engineers with a user-friendly interface to instantiate `ACPOModel` classes to replace LLVM’s existing hard-coded heuristics.
- 2) ML APIs and the compiler are seamlessly connected, but at the same time, they are not interdependent; changing compiler versions, ML models, or ML frameworks won’t break the functionality of ACPO. As long as the

\* ACPO LLVM source code: <https://gitee.com/openeuler/llvm-project>\* ACPO ML Models: <https://github.com/Huawei-CPLLab/ACPO>

inputs/outputs match, users can easily revise the ML side without rebuilding LLVM after every change.

- 3) Showcasing the benefits of ACPO, we demonstrate two different scenarios with LLVM:
  - a) Loop Unroll Pass — Building both the interface and the ML model.
  - b) Function Inlining Pass — Building the interface and leveraging an existing ML model [8].

The rest of the paper is organized as follows. Section II discusses the state of the art. Section III gives details on our proposed framework and how the different layers of abstraction communicate with each other. Under Sections IV-A and IV-B, we showcase how Loop Unroll and Function Inlining passes can benefit by instantiating `ACPOModel`. Section V showcases the experimental results including the individual and the combined results of deploying both models and Finally, in Section VI we discuss challenges and propose directions for future work.

## II. RELATED WORK

A survey on the compiler autotuning and optimization [30] reveals that there have been a vast number of approaches to employ ML techniques for automatically constructing optimization heuristics. These approaches mainly focused on two major problems of compiler optimization: (1) the optimization selection [31], [32], [33], [34], [35], [5] and (2) the phase ordering problem [36], [4], [37], [38], [39], [16], [17]. Further classification of the two aforementioned problems and by the type of the approach provides insights for categorizing the works into three groups: (1) autotuning-based approaches [18], [40], [41], [13], [14], [16], [42], [43], (2) end-to-end frameworks of optimizations [44], [6], [7], [16], [28], [27], [29], [8], [42], and (3) ML-guided approaches [28], [15], [8].

Autotuning-based approaches leverage an iterative methodology to wrap around the compiler and to speed up the search in finding better solutions to optimizing a single or multiple passes, often constructing a new sequence of optimization to outperform standard optimization levels through phase-ordering or optimization selection [33], [5], [16], [17]. This can be done in a coarse [36], [5], [4] or fine-grained manner [14], [45], [16]. End-to-end approaches often provide a framework that can be paired or built with the compiler to offer boosted search or ordering of optimizations [6], [7], [29]. ML-guided approaches build the decision-making capabilities of ML models into single or multiple passes that can act as a standalone ML-enabled pass. Their corresponding ML models can be either built with the compiler using an Ahead-of-Time (AOT) compilation or be used at runtime using an alternative interprocess communication method, e.g., Python named pipes. All things considered, several recent works can be included in multiple classes, therefore, the lists here are not mutually exclusive.

Cummins et al. [16] propose CompilerGym, a fine-grained RL environment to speed up the search for tuning a single or multiple compiler passes defined as action space. The authors leverage OpenAI’s Gym [46] library to provide a flexible environment to tackle the selection and the phase-ordering of optimization. The results showcase the benefits

of using their RL agent to reduce the code size of Cbench benchmarks further. Contrary to this work, we propose an ML-guided approach to provide a framework for optimizing passes to be used standalone or inside LLVM’s O3 pipeline. Additionally, our objective is to improve the performance instead of reducing a binary’s code size.

Rotem and Cummins [28] propose a Decision Trees (DS)-based framework to infer branch probabilities for use in providing profile-guided optimizations (PGO). The authors use hand-crafted features for the characterization of code regions and how they are able to reap the benefits of PGO without actually running the program with instrumentation to collect profile data and recompiling. This work is relevant to ours since the approach builds into LLVM and once trained, it can provide PGO with certain profiling information without actually running PGO.

Trofin et al. [15] propose MLGO that uses ML to advise the Inliner as to whether or not a call site should be inlined, in order to minimize the size of the generated code. MLGO framework compiles the ML model into C++ libraries using Ahead-of-Time (AOT) compilation which becomes part of the compiler at build time. Additionally, the authors have extended the code base to provide optimization for the register allocation problem. Later, MLGPerf [8], extended MLGO to optimize inlining for performance as opposed to code size and showed efficacy on several benchmarks, e.g. SPEC CPU 2006 and Cbench. This work is relevant to us as introduced and upstream the necessary libraries and foundation to train and deploy an ML model to reduce code size reduction.

As mentioned earlier, contrary to MLGO, ACPO focuses on the hard problem of ML performance optimization. We show that ACPO is easily extendible and scalable to any optimization passes and we also provide a modular feature collection class, defined in different scopes of LLVM, Module, Function, CallGraph, and Loops, so users can leverage the ready-to-use set of features in their passes of interest.

## III. PROPOSED METHODOLOGY

Figure 2 presents the high-level flow of the design of our infrastructure. There are multiple components involved with the ACPO architecture: Autotuner, compiler, `ACPOModel` abstraction, ML APIs, and ML Framework. For the most part, the autotuner is a wrapper around the compiler and its hooks in the compiler are used to generate model training data. During the inference flow, i.e., when ML models are used for decision-making within the compiler, the autotuner is not used, and we can think of the compiler as being at the top of the stack. The ACPO inference flow begins when an ML-enabled pass is invoked and creates an instance of `ACPOModel`. The instance of `ACPOModel` aggregates appropriate features from the analyzed code region and specifies the kind of output required from the ML model. The `ACPOModel` object then transfers the features and information about the model being invoked to our ML framework via a set of remote procedure call APIs. The APIs provide the ability to send requests, including loading an appropriate model into the ML framework, executing an inference call, and returning the result of the

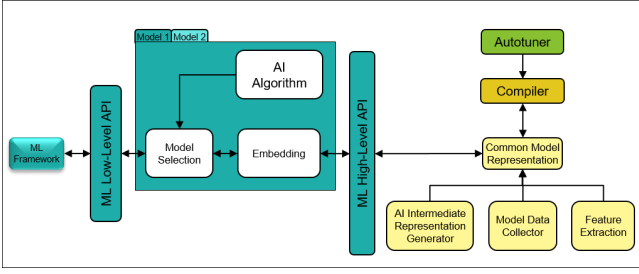


Fig. 1: ACPO Architecture Infrastructure

inference back to the compiler. The compiler then applies transformations to the input program as prescribed in the inference output it receives. In the following, we describe in more detail the training and inference flows, and then elaborate on each component of the ACPO framework to show how they fit with the training and inference flows.

*a) Autotuner:* An autotuner is a software tool that derives decisions for an optimization scenario (minimization or maximization), by intelligently exploring the design space of compiler optimization parameters [47], [13], [30], [48]. The autotuner parameters can be either coarse- or fine-grained. The former includes the selection and the phase-ordering of different optimization passes as a black box, as well as optimization parameters that apply to the whole translation unit, while the latter facilitates the tuning of optimization parameters for individual code regions of a program, e.g. instructions, loops, functions, etc., independently of each other. In this work, we perform fine-grained autotuning with an autotuner [14], which is built on top of OpenTuner [13]. This allows us to generate meaningful training data and target labels that capture the effect of optimization parameters on code region types of interest.

### A. ACPO Training

A key aspect of creating an ML-driven compiler is the training of models on sample data to ensure that the compiler makes decisions consistently with good results contained in the training data. To do this, we opted for a two-step approach: generate data based on a set of benchmarks the model is expected to reasonably reproduce and then train the model with the collected data. The data generation step is shown in Figure 2a. To generate data for training purposes we rely on the autotuner. The autotuning process allows us to override compiler heuristics with an iterative search for the optimal optimization decisions for a given application. By performing the search on our benchmark programs and recording each step of the search, we can obtain information about the impact of each decision on program performance, and thus collect sufficient information to be able to train the eventual model with a reasonable chance of success. We use the `o3` compilation as our baseline and measure impact in terms of speedup relative to the `o3` compilation. This process is repeated many times to gather as much data per benchmark as possible to achieve beneficial results on most benchmarks. The resulting trial data is then processed and used as input to the model training.

### B. ACPO Inference

The compilation process involving ML inference is depicted in Figure 2b. The input program is supplied to Clang to be translated into LLVM Intermediate Representation (IR). The LLVM IR is then passed through a sequence of passes and eventually reaches a pass that uses `ACPOModel` for its profitability analysis. The pass proceeds normally to confirm the legality of the transformation; when it needs to decide the profitability of the transformation, the ML framework is engaged. The first step in the inference process is the instantiation of the ML model, via the `ACPOModel` abstraction. This step sets up the interface to the underlying ML framework, such as TensorFlow [49]. Upon successful framework initialization, `ACPOModel` collects features required for inference and sends them to the ML framework. The ML framework is then instructed to run inference on the model, and the inference result is returned to the compiler. If the inference result is such that the transformation should be applied to a given code region, the transform pass then continues and applies the transformation. Otherwise, the pass gracefully rejects the option to transform the code and proceeds to either the next code region to be analyzed or terminates. In some cases, the inference result can contain a numeric value, e.g. the predicted optimal unroll factor for a given loop.

### C. ACPOModel

The `ACPOModel` class is responsible for storing model-specific information and leveraging ML APIs to perform inference. The header file code snippet is left out of this version for brevity, but it contains the same functionality described in Figure 2. This class is a simple abstraction of how the model is incorporated into the compiler flow. The class is instantiated, and a reference to the ML Interface (`ACPOMLInterface` class) is provided to enable the class to communicate with the ML framework. The model is then configured to return a specific type of result as a part of the `ACPOAdvice` class. Then, the features to be used as input for inference are specified as input to `addFeature` method. Finally, to perform inference, the caller would invoke the `getAdvice()` method and act on the result provided. It is worth noting that the `prepareModelInput()` and `runModel()` methods are virtual to enable derivation of this class to represent a new custom models.

### D. ML APIs & Framework

The snippet for the `ACPOMLInterface` header is shown under the Appendix section in Listing 6.

An important part of the `ACPOModel` class is the reference to the `ACPOMLInterface` class. This class is the basis for the ML API in our framework and separates the actual ML model details by abstracting the underlying ML framework away from `ACPOModel` class and the compiler. The code snippet is left out of this version for brevity, but it contains the same functionality described in figure 2.

*a) Communication:* In our implementation, we created a derived class that communicates with an ML framework using named pipes, i.e. `os.mkfifo()`. This approach allows us to

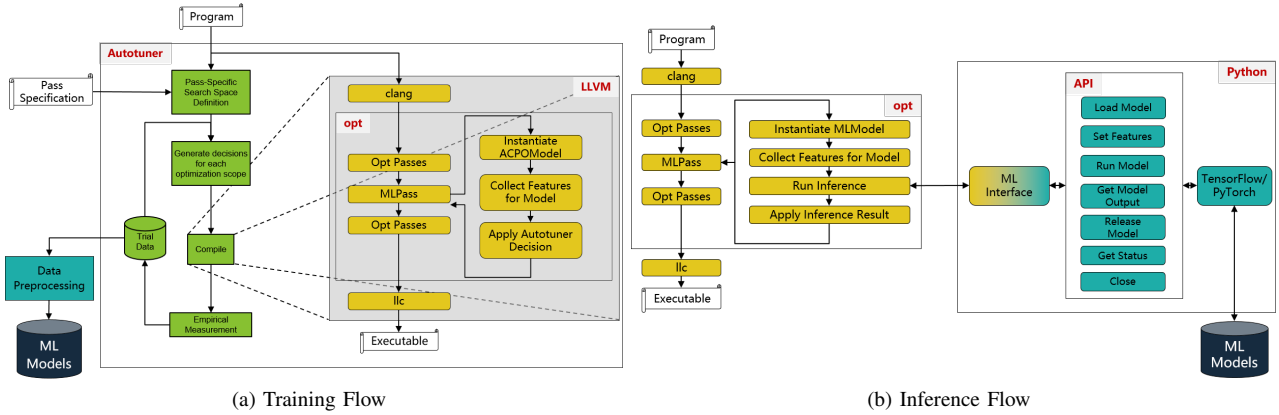


Fig. 2: ACPO Flow

```

1 class ACPOModel {
2 public:
3   ACPOModel(...);
4   ~ACPOModel();
5   void setMLIF(std::shared_ptr<ACPOMLInterface> ML);
6   std::shared_ptr<ACPOMLInterface> getMLIF();
7   void addRequiredResultField(std::string Name, Type::
8     TypeID &ID);
9   std::unique_ptr<ACPOAdvice> getAdvice();
10  void addFeature(int64_t ID, Constant *Val);
11  void setCustomFeatures(const std::vector<std::pair<std::
12    string, Constant *>> &FeatureValues);
13
14 protected:
15  virtual void prepareModelInput();
16  virtual bool runModel(std::unique_ptr<ACPOAdvice> &Result
17    );
18 };

```

Listing 1: ACPOModel Header

completely separate the compiler from the ML framework, allowing the model implementation to be on the Python side and for it to be changed without modifying the compiler on a regular basis. While at the moment, the Python side of the ACPO framework is very lightweight, its separation from the compiler permits easy build-up of tools and utilities to support more models and model types without compiler changes.

b) *Feature Collection Class*: We have implemented a `ACPOCollectFeature` class having around 130 hand-crafted features in total at different scopes of LLVM’s IR, from which 80 are Function level, 35s are Loops, and around 15 are Module features. Users can easily select features individually or by their scope when creating `ACPOModel` classes.

#### IV. ACPO MODELS

In this section, we provide two use cases of leveraging ACPO framework on optimizing compiler passes. As we mentioned earlier, state-of-the-art approaches showcase the benefits of adapting ML models for coarse-grain and fine-grain tuning of a number of compiler optimization passes. We speculate, ACPO can benefit any mid/back-end optimization/transformation pass with an internal decision process mechanism and a set of inputs/outputs. Historically, compiler developers have incrementally improved such optimization passes by means of algorithmic and heuristic approaches [50], [2] and we believe leveraging ML to enhance the internal decision-making

```

1 if (EnableACPOLU.getNumOccurrences() > 0 && LAA) {
2   std::unique_ptr<ACPOLUModel> LU = std::make_unique<
3     ACPOLUModel>(L, ORE);
4   ...
5   LU->setCustomFeatures(...);
6   ...
7   std::unique_ptr<ACPOAdvice> Advice = LU->getAdvice();
8   Constant *ValType = Advice->getField("LU-Type");
9   Constant *Val = Advice->getField("LU-Count");
10  ConstantInt *IntVal = dyn_cast<ConstantInt>(Val);
11  ConstantInt *LUType = dyn_cast<ConstantInt>(ValType);
12  ...
13 }

```

Listing 2: ACPOLUModel Invocation

process of optimization passes merits an in-depth investigation and lays the groundwork for many future works. To this end, we choose Loop Unroll and Function Inlining as two of the most important compiler optimizations used in many state-of-the-art compilers, including LLVM.

##### A. ACPO Loop Unrolling Model

Identifying the optimal unrolling value by which a loop needs to be unrolled is known to be a hard problem with a non-polynomial complexity [51], [30]. There have been multiple works trying to automatically construct heuristics to find the optimal unrolling count [51], [52], [53], [54].

The snippet for the `ACPOLUModel` is shown under the Appendix section in Listing 7. A new `ACPOModel` class, namely `ACPOLUModel` can be instantiated as shown under Listing 7. To leverage ML in unrolling, we invoked the `ACPOLUModel` after the loop unrolling legality checks had been made. Also, we respected the high-priority overrides. The highest level is set by the explicit use of `unroll-count` by the user, followed by the usage of `#pragma clang loop unroll_count(N)`. We invoke `ACPOLUModel` object subsequent to these two priorities as shown in Listing 2.

In the code above we instantiate an `ACPOLUModel` instance, which in itself creates a persistent ML interface instance to a Python-based ML Framework. The persistent interface is simply a parallel process that is launched when inference is required. However, unlike invoking blocking calls, the ML interface remains live as a separate process with which the compiler can communicate. In the case of a subsequent

loop unrolling event, the process is not created anew. Instead, a reference to an existing interface is returned and the loop unrolling pass communicates with the same ML framework instance as in the previous inference step. This permits us to keep models live in memory through the compilation process. This is particularly useful in cases such as unrolling, which is often used more than once in a compiler pipeline. This way we do not have to pay the compile-time cost of restarting and closing the ML framework, or loading ML models into memory many times.

Once the `ACPOLUModel` is instantiated, we invoke `setCustomFeatures()` to specify features as inputs to the model. This fulfills the requirements of the `ACPOLUModel` class and ensures all inputs are provided as needed before an inference is called. The `getAdvice` method is then called, which in turn invokes `getAdviceML` which facilitates the process of inference on behalf of the compiler. The result is then decomposed into `unroll-type` and `unroll-factor` fields, which are then obeyed by the unrolling pass and applied as directed. Note that in this work we only replace the profitability checks with ML models. Decisions regarding transformation legality are left with LLVM’s legality checks in a given pass, and if those checks fail, the transformation will not proceed, nor will the profitability model be invoked.

### B. ACPO Function Inlining

In this section, we show how to leverage ACPO to instantiate `ACPOModel` class for function inlining. Function inlining is one of the fundamental compiler optimizations used by many state-of-the-art compilers. In recent years, several attempts have been made to leverage ML on optimizing the pass for both code size reduction [15], [55] and performance [8] and it was shown the optimal function inlining problem has an exponential increase in optimization space [30], [55]. A new `ACPOModel` class, namely, `ACPOFIModel` can be instantiated as shown under Listing 8 .

The snippet for the `ACPOLFIModel` is shown under the Appendix section in Listing 8

We invoked the `ACPOFIModel` by adding `getACPOAdvice()` after the legality checks have been made. Also, we respected the high-priority overrides. We invoke `ACPOFIModel` object and provide the inlining information to the pass as shown in Listing 3.

## V. EXPERIMENTAL EVALUATION

Note that in an ML-guided (MLGO) approach such as ACPO, optimizing a pass overrides their existing profitability checks and thus, provides a unique opportunity to run the pass in the same predefined order the sequence of passes is run at LLVM’s O3. Thus, all evaluations here are based on comparing the performance of O3 with the vanilla or the ML-enabled passes. For the same reason and except for the performance comparison with MLGO work [15] under Table V, we are not evaluating ACPO with the many other aforementioned works as their method is outside the scope of an MLGO approach. To this end, we first evaluate our two passes individually, and finally, a combined evaluation is presented.

```

1  /// helper function for getting advice with acpo
2  infrastructure
3  bool getACPOAdvice(CallBase *CB, std::unique_ptr<
4  ACPOFIModel> &FI,
5  ModelDataFICollector *MDC, InlineAdvisor
6  *Advisor) {
7  bool ShouldInline = false;
8  if (EnableACPOFI.getNumOccurrences() > 0) {
9  std::unique_ptr<ACPOFIModel> FI = std::make_unique<
10 ACPOFIModel>(*CB, ORE);
11 ...
12 FI->setCustomFeatures(...);
13 ...
14 std::unique_ptr<ACPOAdvice> Advice = FI->getAdvice();
15 Constant *ValType = Advice->getField("FI-ShouldInline");
16 ;
17 ConstantInt *ACPOInline = dyn_cast<ConstantInt>(Val);
18 ShouldInline = ACPOInline->getSExtValue();
19 return ShouldInline;
20 }

```

Listing 3: ACPOFIModel Invocation

TABLE I: ACPOLUModel Features

No	Static Features	No	Static Features
1	PartialOptSizeThreshold	16	NumLoadInstPerLoopNest
2	AllowRemainder	17	NumStoreInstPerLoopNest
3	UnrollRemainder	18	TotLoopNestInstCount
4	AllowExpensiveTripCount	19	AvgNumLoadInstPerLoopNest
5	Force	20	AvgNumStoreInstPerLoopNest
6	TripCount	21	NumLoadInstPerLoop
7	MaxTripCount	22	NumStoreInstPerLoop
8	Size	23	TotLoopInstCount
9	InitialIVValueInt	24	AvgNumLoadInstPerLoop
10	FinalIVValueInt	25	AvgNumStoreInstPerLoop
11	StepValueInt	26	IsInnerMostLoop
12	NumPartitions	27	IsOuterMostLoop
13	IndVarSetSize	28	MaxLoopHeight
14	AvgStoreSetSize	29	TotBlocksPerLoop
15	AvgNumInsts	30	IsFixedTripCount

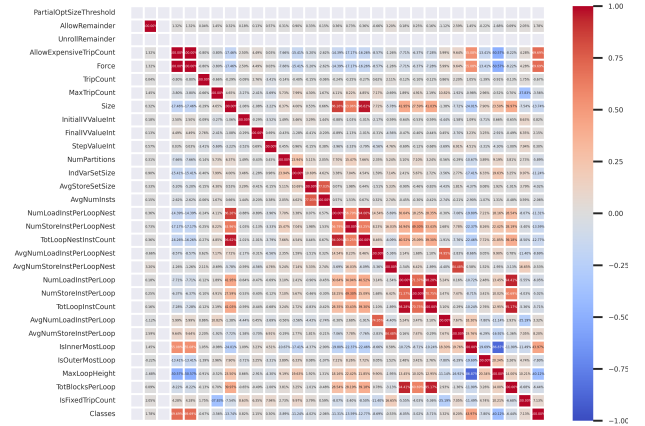


Fig. 3: ACPOLUModel Features Correlation Analysis

### A. ACPO Loop Unrolling Model

We design our `ACPOLUModel` with a 5-layer Neural Net using `ReLU` as the activation layer and a final `Softmax` layer to perform the classification task to identify the optimal unrolling factor. i.e., `UP.Count` values, given a loop fed as input. The input to the model is a set of 30 handcrafted features selected from the `ACPOCollectFeature` class at the scope of Loops. The features are passed with `std::vector` of pairs to the ML side. Additionally, the framework supports adding other types of features, i.e., graph-based, tokens, etc. However, we leverage handcrafted features derived from LLVM IR in this work. The Pearson [56] correlation analysis between the features and the target label, i.e. classes corresponding to unrolling count, is also depicted in Figure 3.



TABLE II: Compile-time Overhead Breakdown

Task	Each Module	Each Loop
Feature Collection	0.000135	0.000135
Setting Features for ML Model	0.000029	0.000029
Total ML Inference Time	0.396148	0.00699
Unrolling Factor Assignment	0.000001	0.000001
<b>Total Time (s)</b>	<b>0.396313</b>	<b>0.007155</b>

a) *Data Collection & Setup*: We used an autotuner to collect a total of 100000 different unrolling configurations from Polybench by tuning the unroll count of individual loops (`UP.Count`), where the set of `UP.Count` values are  $\in \{0, 2, \dots, 64\}$ . In this work, we define the Loop Unrolling speedup as the fraction between the base runtime and the loop runtime. The total program runtime and the  $T_{Loop}$  are collected with `Linux perf`. All the runtime measurements are done single-threaded, and we use `numactl` tool to bind the workloads to a unique CPU core. All experiments are measured on an ARMv8.2-A architecture @ 2.6GHz on Linux. We run each benchmark three times, and before each measurement run, we flush the system page cache to avoid any perturbation in the collection of our training data, and we repeat the process for all measurements having more than 1% of variance between the runs to make sure they are robust.

b) *Analysis of Compilation Time Overhead*: We measure the compilation-time overhead of utilizing ACPOLUModel with a breakdown of each individual task, as shown in Listing 2, and we present the breakdown in Table II. As mentioned earlier under Section IV-A, Loop Unroll pass is registered twice at O3’s pipeline. We have implemented ACPO in a way that we load our ML models once per each module and keep the models alive in the lifetime of a module to avoid a repeated loading process of the models per each instance of inference. To this end, the other contributing factor is the number of modules per application and to a lesser extent the number of loops inside a module. The number of modules determines how many times the ML model needs to be loaded, which is an expensive task, and the number of loops determines the number of times Loop Unroll pass will be activated and ACPOLUModel will be deployed. ACPOLUModel is persistent and loaded once per module and we are working on making it even more optimized, i.e., loaded once per each application having multiple modules. For example. On Polybench’s `bigc`, we have two modules, namely, `polybench.c` and `bigc.c`. The former has a single loop and the latter, has 8, thus, the overall overhead would be 0.857 seconds.

c) *ML Training and Cross Validation*: The training is carried out using leave-one-out cross-validation, for which we exclude one application from the training data and use it later as the test, and this ensures no data leakage occurs. Measured Top-1 accuracy of the ACPOLUModel’s predictions exhibits a geometric mean of 80% accuracy with a standard deviation of 7% on Polybench. In certain applications, e.g., `trmm`, `2mm`, etc., the top-1 accuracy is higher than the average, and in a few such as `atax`, it is lower. Our investigation reveals the reason lies in the imbalanced training set for the specific cases and it can be alleviated to some extent by employing a number of preprocessing and data augmentation techniques [57]. We leave further investigation to our future works as

TABLE III: ACPOLUModel Top-1 Accuracy on Polybench

Benchmark	Top-1 Accuracy	Benchmark	Top-1 Accuracy
2mm	88.411 %	gesummv	80 %
3mm	84.254 %	gramschmidt	75.466 %
adi	76.543 %	lu	85.971 %
atax	57.5 %	ludcmp	85.938 %
bigc	63.295 %	mvt	75.326 %
cholesky	86.414 %	nusinnov	79.734 %
correlation	84.091 %	seidel-2d	80.909 %
covariance	86.42 %	symm	79.797 %
deriche	82.481 %	syr2k	84.858 %
dotgen	75.487 %	syrk	82.84 %
floyd-warshall	82.864 %	trisolv	69.225 %
gemver	86.547 %	trmm	90.333 %
<b>Geomean: 80.196%</b>			

TABLE IV: ACPOLUModel Generalization

Benchmarks	O3		ACPO		SpUp
	Time	Size	Time	Size	
CoreMark	20.783	74328	19.723	74328	<b>1.054</b>
CLOMP	142.267	78952	140.835	78952	<b>1.010</b>
Quicksilver	11.647	256072	11.657	527328	0.999
STRIDE cac.	19.707	72112	18.83	72112	<b>1.047</b>
STRIDE str.	44.842	71928	44.792	71928	<b>1.001</b>
STREAM	18.899	72992	18.786	72992	<b>1.006</b>
AMG	3.2922	564192	2.785	1292568	<b>1.182</b>
LAMMPS	2.92	3802424	2.826	7082568	<b>1.033</b>
BFS	7.275	539264	7.33	539240	0.992
SSSP	15.508	539832	15.308	605344	<b>1.013</b>

they are outside the scope of this paper. Table VI shows the ACPOLUModel’s results when deployed in a cross-validation mode. We observe that, on average, ACPOLUModel achieved a speedup of 4.07% among the Polybench benchmarks with a best of 49.3% on Floyd-Warshall. Further investigation reveals that the Floyd-Warshall application has a seven-loop module, which makes it for a set of 23 tunable loop-nest regions. ACPO’s prediction provides for a full unroll of a couple of loops, including a multiple runtime unrolling of hot loops in the kernel. LLVM’s O3, on the other hand, only unrolled two loops by their available trip count of 3 and didn’t unroll the remaining hot loops. Thus, we noticed that the majority of the performance comes from deciding the correct unrolling factor for the hot loops.

d) *Generalization*: To further evaluate the generalizability of the model, we have tested ACPOLUModel on a set of heavily loop-oriented benchmarks. Table IV demonstrates our result for which we gain a 5.4% speedup over CoreMark, an average 3% including an 18% speedup over AMG (from Coral-2), and a 1.3% speedup on Graph500’s SSSP. Analyzing the results, we noticed that the majority of the performance comes from deciding the correct unrolling factor for the hot loops. For instance, Coral-2’s AMG runtime unrolling of a hot loop located at `hypr_CSRMatrix` Module led to an increase in performance by almost 15%, which O3 failed to identify as profitable to unroll.

## B. ACPO Function Inlining Model

Instead of designing a novel ML model from scratch, we decided to leverage an existing model to showcase the ease of use and integration capabilities of ACPO when paired with an existing ML model. For this task, we use the MLGPerf [8] model. MLGPerf is a reinforcement learning model, and the model receives, as input, 13 function features including `block frequency`, `callsite height`, `block counts`, etc., and predicts whether or not a callsite should be inlined. Table V showcases the experimental results of using ACPO framework for the deployment of ACPOFIModel,

TABLE V: ACPO Experimental Result (Cbench)  
Sz%: Size bloat, Sp: Speedup. Multicolumns 1, 3, and 4 are wrt. O3 and 2, is ACPO-FI compared against MLGO [15].

Benchmark	ACPO-FI		wrt. MLGO		ACPO-LU		Combined	
	Sz%	Sp	Sz%	Sp	Sz%	Sp	Sz%	Sp
auto_bitcount	1	0.999	1	1.005	1.001	1.003	1	1.001
auto_qsort1	1	0.994	1	1.003	1	0.982	1.91	0.989
auto_susan_c	1	0.999	1.567	1.122	3.685	1.035	19.797	1.066
auto_susan_e	1	1.023	1.567	1.04	3.685	1.019	19.797	1.026
auto_susan_s	1	0.98	1.567	1.008	3.685	1.038	19.797	0.995
bzip2d	1.441	0.991	1.239	1.021	2.224	1.01	3.541	1.014
bzip2e	1.441	1.007	1.189	1.041	2.35	1.001	3.546	1.015
cons_jpeg_c	1.288	1.017	1.2	1.005	5.385	0.986	5.086	1.027
cons_jpeg_d	1.289	0.923	1.19	1.335	5.4	1.073	4.807	1.026
cons_lame	1.437	1.027	1.137	1.007	4.501	1.03	4.729	1.034
cons_mad	1.217	1.071	1.16	1	4.321	0.99	3.193	0.968
cons_tiff2bw	1.18	1.002	1.351	1.23	4.502	0.943	2.471	0.987
cons_tiff2rgba	1.18	1.25	1.356	1.11	4.681	1.036	2.657	1.012
cons_tiffdither	1.18	1.046	1.14	1.014	1.213	0.967	2.655	1.002
cons_tiffmedian	1.18	1.017	1.048	1.056	1	0.97	3.021	0.983
net_dijkstra	1	0.993	1	0.996	1	0.99	1	1.037
net_patricia	1	0.98	1.052	0.99	1	0.974	1	1.004
off_ghostscript	1.275	1	1.16	1.04	1	1	1.12	1.001
office_ispell	0.996	1	1.17	1.02	1	1	1	1
office_rsynth	1	1	1.12	1.04	2.024	1.01	2.024	1.011
office_strings	1	1.006	1	1	1	1	1	1
sec_blowfish_d	1	1.002	1	1.002	1	0.978	1	0.965
sec_blowfish_e	1	1.003	1.39	1.029	1	1.015	1	0.981
security_gpg_d	1.861	0.993	1.12	1	1	0.991	13.144	1
security_gpg_e	1.861	1.017	1.12	1.042	1	1.006	13.144	1.006
sec_rijndael_d	1	0.99	1.39	1.039	3.823	0.966	1	0.966
sec_rijndael_e	1	1.001	1.09	1.035	3.823	0.974	1	0.995
security_sha	0.999	1.27	1.009	1.132	1	1.174	0.999	1.501
tele_adpcm_c	1	1	0.996	1.001	1	1.008	1	1.038
tele_adpcm_d	1	0.997	1	1	1	1.132	1	1.138
tele_CRC32	1	1.094	1	1.066	1	1.042	1	1.112
telecom_gsm	1.81	1.076	1.05	1.04	1.815	1.15	1.81	1.117
Geomean	<b>1.152</b>	<b>1.021</b>	<b>1.161</b>	<b>1.041</b>	<b>1.818</b>	<b>1.01</b>	<b>2.442</b>	<b>1.024</b>

TABLE VI: ACPO Experimental Results (Polybench)

Benchmark	ACPO-LU		ACPO Combined	
	Size Bloat %	Speedup	Size Bloat %	Speedup
2mm	1.903	0.984	1.903	0.984
3mm	1.904	0.983	2.805	0.976
adi	1.002	1.012	1.38	1.04
atax	0.999	0.985	1	0.987
bicg	1	1.02	1	1.022
cholesky	1.001	1.102	1	1.063
correlation	1.005	0.957	1.901	1.002
covariance	1.001	1.003	1.902	1.009
deriche	1.0018	1.078	1.902	1.115
doitgen	1.0001	1.011	1.901	1.013
floyd-Warshall	1.0004	1.493	1	0.974
gemver	1.0004	0.958	1.902	1.494
gesummv	1	1.143	1	0.975
gramschmidt	1	0.91	1	0.995
lu	1.001	0.978	1.9	1
ludcmp	1.0008	1.047	1	0.996
mvt	1	1.046	1	1.066
nussinov	2.803	1.171	1	1.013
seidel-2d	1.0005	1.0008	1	1.174
symm	1.0004	1.06	1.902	1.072
syr2k	1.0009	0.991	1.903	0.989
syrk	1.0005	1.002	1.903	1.036
trisolv	1	1.223	1	1.232
trmm	1.0004	0.946	1	0.975
Geomean	<b>1.10193</b>	<b>1.040725</b>	<b>1.383</b>	<b>1.045</b>

aka MLGPerf’s, when tested with CBench. As expected, the results exhibit similar behavior to MLGPerf’s experimental results since both leverage the same model.

### C. Combined Results

An inspection of O3’s pipeline reveals that function inlining triggers before the first instance of loop unrolling, and thus, an enhanced function inlining may benefit the subsequent

passes, including loop unrolling. Note that there are a number of passes in between the two instances of our models, i.e., DCE, etc, which change the code size of an IR, and thus, the combined code size bloat does not reflect the addition of the two instances of deployments. The combined results are shown in Tables VI and V. We observe a slight increase in performance benefit for both benchmarks, i.e., from 4% to 4.5% for Polybench and from 2% to 2.4% for Cbench, respectively. Note that we don’t deploy ACPO-FI on Polybench as the benchmark consists of small kernels of nested loops, which might not directly benefit from an optimized inliner. However, the combined experimental result reveals that it can be done indirectly. LLVM’s O3 pipeline has a complex behaviour when it comes to pass activation, and as mentioned earlier, several passes, including Loop Unrolling, are activated multiple times; thus, it is a hard task to quantify the benefits of each model when deployed together and the accurate measurement of partial benefits, especially when optimizations are working at different scopes, i.e., Call Graph vs Function level. One exceptionally good performing benchmark is `security_sha`, which we had already optimized by 27% (shown on Table V) using ACPOFIModel, now with 50% performance gain. There are a series of decisions made by ACPO models that we highlight an excerpt under Listing 4. Additionally, each corresponding line at Listing 5 shows the decisions made by LLVM’s O3. Note that partial and runtime unrolling are both disabled by default at LLVM O3 and thus, `F[sha_transform] Loop %for.body5` is not unrolled in Listing 5. To be abundantly fair, we measured the performance of O3 when these two flags were forced enabled as well and we noticed that the decision to unroll the loop was changed to 8 as opposed to ACPOLUModel’s prediction of 16 shown in Listing 4. However, evaluations showed that still ACPO was outperforming O3 by a margin of 7% on unrolling this particular benchmark. Further inspection revealed that O3’s threshold mechanism built into the current version of Loop Unroll pass was limiting the assignment of higher values of unroll count even though the trip count was available at compile time. Similarly, the decision to not inline several callsites including `sha_transform` is limited by the LLVM Inliner’s threshold mechanism.

## VI. DISCUSSION

ACPO is the first scalable framework for bringing ML into compilers. It provides the ability to reproduce models on different architecture very fast and the methodology lays out the steps to regenerate data, retrain a new model, and easily deploy with LLVM. Compiler autotuning and optimization space have benefited from ML for almost two decades. As we pointed out earlier, there are many recent works leveraging ML, however, the goal of ACPO is to provide a novel flexible framework for the LLVM community to leverage ML on any optimization passes of interest with minimal efforts. Nevertheless, there are a number of challenges and shortcomings we would like to mention here.

a) *Integration and dependencies*: ACPO attempts to alleviate the challenging task of supply chain management and

```

1 //Security_sha Compilation (ACPO)
2 ...
3 Loop Unroll: F[main] Loop %for.body
4   Loop Size = 10
5 --- "ACPOModel is activated" ---
6 Registering LU features: 30
7 Calling ML IF for inference
8 Final unroll type post-legality checks is:
9 runtime with the unroll count of: 4
10 UNROLLING loop %for.body by 4!
11 -----
12 Loop Unroll: F[byte_reverse] Loop %for.body
13   Loop Size = "15"
14 --- "ACPOModel is activated" ---
15 Registering LU features: 30
16 Calling ML IF for inference
17 Final unroll type post-legality checks is:
18 runtime with the unroll count of: 8
19 COMPLETELY UNROLLING loop %for.body
20 with trip count 8!
21 ...
22 -----
23 Loop Unroll:F[sha_transform] Loop %for.body5
24   Loop Size = "20"
25 --- "ACPOModel is activated" ---
26 Registering LU features: 30
27 Calling ML IF for inference
28   partially unrolling with count: 16
29 UNROLLING loop %for.body5 by 16
30 with a breakout at trip 0!
31 -----
32 Inlining calls in: sha_update
33 --- "ACPOModel is activated" ---
34 Registering FI features: 17
35 Calling ML IF for inference
36 ACPOModel inline prediction: 1
37 Updated inlining SCC: (sha_update)
38 -----
39 -----
40 Loop Unroll: F[sha_update] Loop %while.body
41   Loop Size = "457"
42 --- "ACPOModel is activated" ---
43 Registering LU features: 30
44 Calling ML IF for inference
45 runtime with the unroll count of: 16
46 ...
47 -----
48 Terminating ML interface
49 Flushing page cache, dentries and inodes...
50 Done flushing.
51 ...
52 Execution Time: 5.3328

```

Listing 4: ACPO Decisions

the use of licensed tools by separating the ML framework from the compiler. We showed both the integration of PyTorch and TensorFlow among other moving objects, i.e., Autotuner, into our framework, however, upstreaming would remain challenging and requires community efforts to shape the next generations of ML-enabled compilers. ACPO provides a class of features at varying LLVM scopes, therefore, new passes can utilize the already available features with minimal or no effort. It also provides the flexibility of supporting other types of features, i.e., Graph-based, embeddings, etc. Additionally, we provide the Ahead-Of-Time (AOT) compilation facilities as an alternative method of inference to the developers. As mentioned in Section III-D, ACPO uses Python named pipes to perform interprocess communication. Although this allows for greater flexibility, it adds a slight overhead to the compilation time (Shown in Table II). Developers can switch between these modes when building the compiler. The flexibility of choosing between the two modes allows for a fast iterative prototyping

```

1 //Security_sha Compilation (LLVM's O3)
2 ...
3 Loop Unroll: F[main] Loop %for.body
4   Loop Size = 10
5 will not try to unroll loop with runtime trip
6 count -unroll-runtime not given
7
8
9
10
11 -----
12 Loop Unroll: F[byte_reverse] Loop %for.body
13   Loop Size = "11"
14
15
16
17
18
19 COMPLETELY UNROLLING loop %for.body
20 with trip count 8!
21 ...
22 -----
23 Loop Unroll:F[sha_transform] Loop %for.body5
24   Loop Size = 15
25   Trip Count = 64
26 will not try to unroll partially because
27 -unroll-allow-partial not given
28 "Refer to the explanations in Section 5.3"
29
30
31 -----
32 Inliner visiting SCC: sha_update: 2 call sites.
33   Inlining (cost=285, threshold=375), Call:
34   call fastcc void @byte_reverse(i64* ...)
35   NOT Inlining (cost=625, threshold=625):
36   call fastcc void @sha_transform(%struct...)
37   NOT Inlining (cost=625, threshold=625):
38   call fastcc void @sha_transform(%struct...)
39 -----
40 Loop Unroll: F[sha_update] Loop %while.body
41   Loop Size = 73
42 will not try to unroll loop with runtime trip
43 count -unroll-runtime not given
44 }
45
46 ...
47 -----
48
49 Flushing page cache, dentries and inodes...
50 Done flushing.
51 ...
52 Execution Time: 8.012

```

Listing 5: O3 Decisions

of ML models during design and training without the need to rebuild the compiler infrastructure after every change and also, an efficient compilation overhead at deployment once the ML models are optimized and ready to be shipped.

*b) Multi-objective optimization:* ACPO optimizes the performance of a code region with intelligent unrolling decisions. However, in a number of cases, we experimentally observe that the emitted code size is also increased. This is a(n) (in)direct result of Inliner and Loop Unroll which increase the number of instructions and thus, the code size. Although this is outside the scope of the current work, an enhanced version may also benefit from taking into account both of the objectives in its exploration strategy by identifying the Pareto optimality [58], [41], [59], [60]. Similar strategies are employed for a number of adjacent problems; i.e, Multicore Embedded Systems [61], [62] and Compiler autotuning [58], [41], [59].



## VII. CONCLUSION

In this paper, we presented ACPO, a scalable and modular ML-guided compiler framework capable of optimizing performance for LLVM. We demonstrated that using the ACPO framework, we are able to enable Loop Unroll and Function Inline passes to benefit from a seamless integration of ML models, i.e., ACPOLUModel and ACPOFIModel, for which we experimentally achieved on average 4% and %4.5 on Polybench, and 2.1% and 2.5% on Cbench. ACPO provides a generalized feature collection class for which compiler developers can add to their instantiated ACPOModel class of their need and provides utility classes to use other types of features as well.

## REFERENCES

- [1] P. Ivie and D. Thain, "Reproducibility in scientific computing," *ACM Computing Surveys (CSUR)*, vol. 51, no. 3, pp. 1–36, 2018.
- [2] M. Hall, D. Padua, and K. Pingali, "Compiler research: the next 50 years," *Communications of the ACM*, 2009. [Online]. Available: <http://dl.acm.org/citation.cfm?id=1461946>
- [3] C. Lattner, "Llvm and clang: Next generation compiler technology," in *The BSD conference*, vol. 5, 2008.
- [4] A. H. Ashouri, A. Bignoli, G. Palermo, C. Silvano, S. Kulkarni, and J. Cavazos, "Micomp: Mitigating the compiler phase-ordering problem using optimization sub-sequences and machine learning," *ACM Trans. Archit. Code Optim.*, vol. 14, no. 3, pp. 29:1–29:28, Sep. 2017. [Online]. Available: <http://doi.acm.org/10.1145/3124452>
- [5] A. H. Ashouri, G. Mariani, G. Palermo, E. Park, J. Cavazos, and C. Silvano, "Cobayn: Compiler autotuning framework using bayesian networks," *ACM Trans. Archit. Code Optim. (TACO)*, vol. 13, no. 2, pp. 21:1–21:25, Jun. 2016. [Online]. Available: <http://doi.acm.org/10.1145/2928270>
- [6] C. Cummins, P. Petoumenos, Z. Wang, and H. Leather, "End-to-end deep learning of optimization heuristics," in *2017 26th International Conference on Parallel Architectures and Compilation Techniques (PACT)*, Sept 2017, pp. 219–232.
- [7] A. Haj-Ali, N. K. Ahmed, T. Willke, Y. S. Shao, K. Asanovic, and I. Stoica, "Neurovectorizer: End-to-end vectorization with deep reinforcement learning," in *Proceedings of the 18th ACM/IEEE International Symposium on Code Generation and Optimization*, 2020, pp. 242–255.
- [8] A. H. Ashouri, M. Elhoushi, Y. Hua, X. Wang, M. A. Manzoor, B. Chan, and Y. Gao, "Mlgo-perf: An ml guided inliner to optimize performance," *arXiv preprint arXiv:2207.08389*, 2022.
- [9] T. R. Patabandi, A. Venkat, A. Kulkarni, P. Ratnalikar, M. W. Hall, and J. E. Gottschlich, "Predictive data locality optimization for higher-order tensor computations," *Proceedings of the 5th ACM SIGPLAN International Symposium on Machine Programming*, 2021. [Online]. Available: <https://api.semanticscholar.org/CorpusID:235474167>
- [10] T. R. Patabandi and M. W. Hall, "Efficiently learning locality optimizations by decomposing transformation domains," *Proceedings of the 32nd ACM SIGPLAN International Conference on Compiler Construction*, 2023. [Online]. Available: <https://api.semanticscholar.org/CorpusID:256941469>
- [11] C. Cummins, V. Seeker, D. Grubisic, M. Elhoushi, Y. Liang, B. Roziere, J. Gehring, F. Gloeckle, K. Hazelwood, G. Synnaeve *et al.*, "Large language models for compiler optimization," *arXiv preprint arXiv:2309.07062*, 2023.
- [12] L. Gong, M. Elhoushi, and A. Cheung, "Ast-t5: Structure-aware pretraining for code generation and understanding," *arXiv preprint arXiv:2401.03003*, 2024.
- [13] J. Ansel, S. Kamil, K. Veeramachaneni, J. Ragan-Kelley, J. Bosboom, U.-M. O'Reilly, and S. Amarasinghe, "Opentuner: An extensible framework for program autotuning," in *Proceedings of the 23rd international conference on Parallel architectures and compilation*, 2014, pp. 303–316.
- [14] M. Kalyan, X. Wang, A. Eltantawy, and Y. Gao, "Code region based auto-tuning enabled compilers," in *Workshop on the Intersection of High Performance Computing and Machine Learning (HPCaML)*. ACM, 2019.
- [15] M. Trofin, Y. Qian, E. Brevdo, Z. Lin, K. Choromanski, and D. Li, "Mlgo: a machine learning guided compiler optimizations framework," *arXiv preprint arXiv:2101.04808*, 2021.
- [16] C. Cummins, B. Wasti, J. Guo, B. Cui, J. Ansel, S. Gomez, S. Jain, J. Liu, O. Teytaud, B. Steiner *et al.*, "Compilergym: Robust, performant compiler optimization environments for ai research," *arXiv preprint arXiv:2109.08267*, 2021.
- [17] H. Wang, Z. Tang, C. Zhang, J. Zhao, C. Cummins, H. Leather, and Z. Wang, "Automating reinforcement learning architecture design for code optimization," in *Proceedings of the 31st ACM SIGPLAN International Conference on Compiler Construction*, 2022, pp. 129–143.
- [18] G. Fursin, Y. Kashnikov, and A. Memon, "Milepost gcc: Machine learning enabled self-tuning compiler," *International journal of parallel programming*, vol. 39, no. 3, pp. 296–327, 2011. [Online]. Available: <http://link.springer.com/article/10.1007/s10766-010-0161-2>
- [19] J. Cavazos, J. Moss, and M. O'Boyle, "Hybrid optimizations: Which optimization algorithm to use?" *Compiler Construction*, 2006. [Online]. Available: [http://link.springer.com/chapter/10.1007/11688839\\_{\\_}12](http://link.springer.com/chapter/10.1007/11688839_{_}12)
- [20] K. Hoste and L. Eeckhout, "Microarchitecture-independent workload characterization," *IEEE Micro*, vol. 27, no. 3, pp. 63–72, 2007.
- [21] E. Park, J. Cavazos, and M. Alvarez, "Using graph-based program characterization for predictive modeling," *Proceedings of the International Symposium on Code Generation and Optimization*, pp. 295–305, 2012. [Online]. Available: <http://dl.acm.org/citation.cfm?id=2259042>
- [22] T. Ben-Nun, A. S. Jakobovits, and T. Hoeffler, "Neural code comprehension: A learnable representation of code semantics," *Advances in Neural Information Processing Systems*, vol. 31, 2018.
- [23] U. Alon, M. Zilberstein, O. Levy, and E. Yahav, "code2vec: Learning distributed representations of code," *Proceedings of the ACM on Programming Languages*, vol. 3, no. POPL, pp. 1–29, 2019.
- [24] C. Cummins, Z. V. Fisches, T. Ben-Nun, T. Hoeffler, M. F. O'Boyle, and H. Leather, "Programl: A graph-based program representation for data flow analysis and compiler optimizations," in *International Conference on Machine Learning*. PMLR, 2021, pp. 2244–2253.
- [25] D. Guo, S. Ren, S. Lu, Z. Feng, D. Tang, S. Liu, L. Zhou, N. Duan, A. Svyatkovskiy, S. Fu *et al.*, "Graphcodebert: Pre-training code representations with data flow," *arXiv preprint arXiv:2009.08366*, 2020.
- [26] Y. Wang, W. Wang, S. Joty, and S. C. Hoi, "Codet5: Identifier-aware unified pre-trained encoder-decoder models for code understanding and generation," *arXiv preprint arXiv:2109.00859*, 2021.
- [27] D. Das, S. A. Ahmad, and V. Kumar, "Deep learning-based approximate graph-coloring algorithm for register allocation," in *2020 IEEE/ACM 6th Workshop on the LLVM Compiler Infrastructure in HPC (LLVM-HPC) and Workshop on Hierarchical Parallelism for Exascale Computing (HiPar)*. IEEE, 2020, pp. 23–32.
- [28] N. Rotem and C. Cummins, "Profile guided optimization without profiles: A machine learning approach," *arXiv preprint arXiv:2112.14679*, 2021.
- [29] S. Mannarswamy and D. Das, "Learning to combine instructions in llvm compiler," *arXiv preprint arXiv:2202.12379*, 2022.
- [30] A. H. Ashouri, W. Killian, J. Cavazos, G. Palermo, and C. Silvano, "A survey on compiler autotuning using machine learning," *ACM Computing Surveys (CSUR)*, vol. 51, no. 5, pp. 1–42, 2018.
- [31] F. Bodin, T. Kisuki, P. Knijnenburg, M. O'Boyle, and E. Rohou, "Iterative compilation in a non-linear optimisation space," in *Workshop on Profile and Feedback-Directed Compilation*, 1998.
- [32] K. Cooper, D. Subramanian, and L. Torczon, "Adaptive optimizing compilers for the 21st century," *The Journal of Supercomputing*, 2002. [Online]. Available: <http://link.springer.com/article/10.1023/A:1015729001611>
- [33] F. Agakov, E. Bonilla, J. Cavazos, B. Franke, G. Fursin, M. F. O'Boyle, J. Thomson, M. Toussaint, and C. K. Williams, "Using machine learning to focus iterative optimization," in *Proceedings of the International Symposium on Code Generation and Optimization*. IEEE Computer Society, 2006, pp. 295–305.
- [34] G. Fursin and O. Temam, "Collective optimization," in *International Conference on High-Performance Embedded Architectures and Compilers*. Springer, 2009, pp. 34–49.
- [35] E. Park, J. Cavazos, and L. Pouchet, "Predictive modeling in a polyhedral optimization space," *International journal of parallel programming*, pp. 704–750, 2013. [Online]. Available: <http://link.springer.com/article/10.1007/s10766-013-0241-1>
- [36] S. Kulkarni and J. Cavazos, "Mitigating the compiler optimization phase-ordering problem using machine learning," *ACM SIGPLAN Notices*, 2012. [Online]. Available: <http://dl.acm.org/citation.cfm?id=2384628>
- [37] R. Nobre, L. Reis, and J. M. P. Cardoso, "Impact of compiler phase ordering when targeting gpus," in *Euro-Par 2017: Parallel Processing Workshops*, D. B. Heras and L. Bougé, Eds. Cham: Springer International Publishing, 2018, pp. 427–438.

- [38] Q. Huang, A. Haj-Ali, W. Moses, J. Xiang, I. Stoica, K. Asanovic, and J. Wawrzyniec, "Autophase: Compiler phase-ordering for hls with deep reinforcement learning," in *2019 IEEE 27th Annual International Symposium on Field-Programmable Custom Computing Machines (FCCM)*. IEEE, 2019, pp. 308–308.
- [39] R. Mammadli, A. Jannesari, and F. Wolf, "Static neural compiler optimization via deep reinforcement learning," in *2020 IEEE/ACM 6th Workshop on the LLVM Compiler Infrastructure in HPC (LLVM-HPC) and Workshop on Hierarchical Parallelism for Exascale Computing (HiPar)*. IEEE, 2020, pp. 1–11.
- [40] Y. Chen, S. Fang, Y. Huang, L. Eeckhout, G. Fursin, O. Temam, and C. Wu, "Deconstructing iterative optimization," *ACM Transactions on Architecture and Code Optimization (TACO)*, vol. 9, no. 3, p. 21, 2012.
- [41] A. H. Ashouri, V. Zaccaria, S. Xydis, G. Palermo, and C. Silvano, "A framework for Compiler Level statistical analysis over customized VLIW architecture," in *VLSI-SoC*, 2013, pp. 124–129. [Online]. Available: <http://ieeexplore.ieee.org/xpls/abs/all.jsp?arnumber=6673262>
- [42] H. Wang, Z. Tang, C. Zhang, J. Zhao, C. Cummins, H. Leather, and Z. Wang, "Automating reinforcement learning architecture design for code optimization," in *Proceedings of the 31st ACM SIGPLAN International Conference on Compiler Construction*, 2022, pp. 129–143.
- [43] S. Park, S. Latifi, Y. Park, A. Behroozi, B. Jeon, and S. Mahlke, "Srtuner: Effective compiler optimization customization by exposing synergistic relations," in *2022 IEEE/ACM International Symposium on Code Generation and Optimization (CGO)*. IEEE, 2022, pp. 118–130.
- [44] G. Fursin, C. Miranda, and O. Temam, "MILEPOST GCC: machine learning based research compiler," *GCC Summit*, 2008. [Online]. Available: <https://hal.inria.fr/inria-00294704/>
- [45] P. M. Phothilimthana, A. Sabne, N. Sarda, K. S. Murthy, Y. Zhou, C. Angermueller, M. Burrows, S. Roy, K. Mandke, R. Farahani *et al.*, "A flexible approach to autotuning multi-pass machine learning compilers," in *2021 30th International Conference on Parallel Architectures and Compilation Techniques (PACT)*. IEEE, 2021, pp. 1–16.
- [46] G. Brockman, V. Cheung, L. Pettersson, J. Schneider, J. Schulman, J. Tang, and W. Zaremba, "Openai gym," *ArXiv*, vol. abs/1606.01540, 2016. [Online]. Available: <https://api.semanticscholar.org/CorpusID:16099293>
- [47] G. Palermo, C. Silvano, and V. Zaccaria, "Multi-objective design space exploration of embedded systems," *Journal of Embedded Computing*, vol. 1, no. 3, pp. 305–316, 2005.
- [48] A. H. Ashouri, G. Palermo, J. Cavazos, and C. Silvano, *Automatic Tuning of Compilers Using Machine Learning*. Springer, 2018.
- [49] M. Abadi, A. Agarwal, P. Barham, E. Brevdo, Z. Chen, C. Citro, G. S. Corrado, A. Davis, J. Dean, M. Devin *et al.*, "Tensorflow: Large-scale machine learning on heterogeneous distributed systems," *arXiv preprint arXiv:1603.04467*, 2016.
- [50] A. V. Aho, R. Sethi, and J. D. Ullman, *Compilers, Principles, Techniques*. Addison wesley, 1986.
- [51] V. Sarkar, "Optimized unrolling of nested loops," in *Proceedings of the 14th international conference on Supercomputing*, 2000, pp. 153–166.
- [52] P. Lokuciejewski and P. Marwedel, "Combining worst-case timing models, loop unrolling, and static loop analysis for wcut minimization," in *2009 21st Euromicro Conference on Real-Time Systems*. IEEE, 2009, pp. 35–44.
- [53] G. S. Murthy, M. Ravishankar, M. M. Baskaran, and P. Sadayappan, "Optimal loop unrolling for gpgpu programs," in *2010 IEEE International Symposium on Parallel & Distributed Processing (IPDPS)*. IEEE, 2010, pp. 1–11.
- [54] G. Zacharopoulos, A. Barbon, G. Ansaloni, and L. Pozzi, "Machine learning approach for loop unrolling factor prediction in high level synthesis," in *2018 International Conference on High Performance Computing & Simulation (HPCS)*. IEEE, 2018, pp. 91–97.
- [55] T. Theodoridis, T. Grosser, and Z. Su, "Understanding and exploiting optimal function inlining," in *Proceedings of the 27th ACM International Conference on Architectural Support for Programming Languages and Operating Systems*, 2022, pp. 977–989.
- [56] J. Benesty, J. Chen, Y. Huang, and I. Cohen, "Pearson correlation coefficient," in *Noise reduction in speech processing*. Springer, 2009, pp. 1–4.
- [57] J. Wei and K. Zou, "Eda: Easy data augmentation techniques for boosting performance on text classification tasks," *arXiv preprint arXiv:1901.11196*, 2019.
- [58] K. Hoste and L. Eeckhout, "Cole: compiler optimization level exploration," in *Proceedings of the 6th annual IEEE/ACM international symposium on Code generation and optimization*, 2008, pp. 165–174.
- [59] T. Moreau, A. Lokhmotov, and G. Fursin, "Introducing request: an open platform for reproducible and quality-efficient systems-ml tournaments," *CoRR*, vol. abs/1801.06378, 2018. [Online]. Available: <http://arxiv.org/abs/1801.06378>
- [60] A. F. d. Silva, B. N. de Lima, and F. M. Q. Pereira, "Exploring the space of optimization sequences for code-size reduction: insights and tools," in *Proceedings of the 30th ACM SIGPLAN International Conference on Compiler Construction*, 2021, pp. 47–58.
- [61] G. Ascia, V. Catania, M. Palesi, and D. Patti, "A system-level framework for evaluating area/performance/power trade-offs of vliw-based embedded systems," in *Design Automation Conference, 2005. Proceedings of the ASP-DAC 2005. Asia and South Pacific*, vol. 2, Jan., pp. 940–943 Vol. 2.
- [62] C. Silvano, W. Fornaciari, G. Palermo, V. Zaccaria, F. Castro, M. Martinez, S. Bocchio, R. Zafalon, P. Avasare, G. Vanmeerbeeck *et al.*, "Multicube: Multi-objective design space exploration of multi-core architectures," in *VLSI 2010 Annual Symposium*. Springer, 2011, pp. 47–63.

## APPENDIX

## A. ACPO ML Interface Class

The `ACPOMLInterface` class is virtual and meant to be implemented depending on how your particular ML framework needs are accessed. If it is a compiled library linked with your version of LLVM or a separate process (as was the case for this paper), this class abstracts the exchange of data between the compiler and the ML framework so that it is fundamentally irrelevant to how the ML framework actually works. To use this class, the `ACPOModel` invokes routines such as `loadModel`, `freeModel`, `setCustomFeatures`, and others to set up the model on the side of the ML framework. Then, when the input data is ready, `runModel` is invoked to perform inference. The result is then retrieved by the `ACPOModel` via the `getModelResult` family of methods.

```

1 class ACPOMLInterface {
2 public:
3     ACPOMLInterface();
4     virtual ~ACPOMLInterface();
5     virtual bool loadModel(std::string ModelSpecFile);
6     virtual bool freeModel(std::string ModelName);
7     virtual bool registerModel(std::string ModelName, int NumFeatures, int NumOutputs);
8     virtual bool registerFeature(std::string ModelName, std::string FeatureName, int Index);
9     virtual bool registerOutput(std::string ModelName, std::string OutputName, std::string OutputType);
10    virtual bool setCustomFeature(std::string ModelName, uint64_t FeatureID, int FeatureValue);
11    ...
12    virtual bool setCustomFeature(std::string ModelName, std::string FeatureName, bool FeatureValue);
13    virtual bool setCustomFeatures(std::string ModelName, const std::vector<std::pair<uint64_t, std::string>> &FeatureValues
14    );
15    virtual bool setCustomFeatures(std::string ModelName, const std::vector<std::pair<std::string, std::string>> &
16    FeatureValues);
17    ...
18    virtual bool runModel(std::string ModelName);
19    virtual std::string getOutputType(std::string ModelName, std::string OutputName);
20    virtual int getModelResultI(std::string OutputName);
21    ...
22    virtual bool getModelResultB(std::string OutputName);
23    ...
24    virtual int getStatus();
25    virtual bool closeMLInterface();
26 };

```

Listing 6: ACPOMLInterface Header

## B. ACPO Loop Unrolling Model

We start by providing the necessary arguments for the constructor and initializing the private members. Subsequently, We run a few checks to make sure the steps mentioned prior under Section III-D are performed correctly. That leads us to the main inference method which is `getAdviceML()`. The `textttgetAdviceML()` method first retrieves a reference to the ML interface which is used to communicate with the ML framework. It then loads a model used for inference, which causes the framework to load the appropriate model as specified in the `model.acpo` file. If the model has already been loaded by the framework, then this command completes instantly, as loading the same model many times serves no purpose. The method then sets the inputs to the model and invokes the `runModel` method to begin inference. The inference process takes place on the ML framework, and the `runModel` call is a blocking call that waits until the inference completes. When it does, a successful inference will return desired results, which can be retrieved using `getModelResultI` methods. However, if for any reason inference fails, the result of `runModel` will be false, indicating that the process failed. This mechanism allows the compiler to handle this case as the developer chooses. In our case, we forced the compiler to terminate with an error to ensure our ML model was the only mechanism for determining profitability. However, developers are welcome to provide fall-back mechanisms as they see fit.

## C. ACPO Function Inlining Model

We instantiate an `ACPOFIModel` instance, which in itself creates a persistent ML interface instance to a Python-based ML Framework, similar to what we showed earlier with loop unroll pass. Once the `ACPOFIModel` is instantiated, we invoke `setCustomFeatures()` to specify features as inputs to the model. This fulfills the requirements of the `ACPOFIModel` class and ensures all inputs are provided as needed before an inference is called. The `getAdvice` method is then called, which in turn invokes `getAdviceML` which facilitates the process of inference on behalf of the compiler. The result is then decomposed into "FI-ShouldInline" field, which is then obeyed by the function inlining pass and applied as directed. Note that in this work, similar to loop unroll pass, we only replace the profitability checks with ML models.

```

1 class ACPOLUModel : public ACPOModel {
2 public:
3   ACPOLUModel(Loop *L, OptimizationRemarkEmitter *ORE, bool UseML = true)
4     : ACPOModel(ORE, UseML), CurrentLoop(L), UnrollingFactor(0), UnrollingType(0) {
5     std::vector<BasicBlock *> BBVec = L->getBlocksVector();
6     ...
7     setMLIF(createPersistentPythonMLIF());
8   }
9   ...
10 protected:
11   // Get an Advice inferred from the ML Model
12   virtual std::unique_ptr<ACPOAdvice> getAdviceML() override {
13     std::shared_ptr<ACPOMLInterface> MLIF = getMLIF();
14     MLIF->loadModel("model-lu.acpo");
15     MLIF->setCustomFeatures("LU", CustomFeatureValues);
16     bool ModelRunOK = MLIF->runModel("LU");
17     ...
18     UnrollingType = MLIF->getModelResultI("LU-Type");
19     UnrollingFactor = MLIF->getModelResultI("LU-Count");
20     ...
21     // Form Advice object to return to caller
22     std::unique_ptr<ACPOAdvice> Advice = std::make_unique<ACPOAdvice>();
23     Advice->addField("LU-Count", ConstantInt::get(Type::getInt64Ty(*getContextPtr()), (int64_t)UnrollingFactor));
24     Advice->addField("LU-Type", ConstantInt::get(Type::getInt64Ty(*getContextPtr()), (int64_t)UnrollingType));
25     return Advice;
26   }
27   ...
28 };

```

Listing 7: ACPOLUModel Instantiation

```

1 class ACPOFIModel : public ACPOModel {
2 public:
3   ACPOFIModel(CallBase *CB, InlineAdvisor *IA, OptimizationRemarkEmitter *ORE,
4     bool OnlyMandatory, bool UseML = true)
5     : ACPOModel(ORE, UseML), CurrentCB(CB), NotACPOAdvisor(IA), OnlyMandatory(OnlyMandatory) {
6     Function *Caller = CB->getCaller(); ...
7     setMLIF(createPersistentPythonMLIF());
8   }
9   ...
10 protected:
11   // Get an Advice inferred from the ML Model
12   virtual std::unique_ptr<ACPOAdvice> getAdviceML() override {
13     std::shared_ptr<ACPOMLInterface> MLIF = getMLIF();
14     MLIF->loadModel("model-fi.acpo");
15     MLIF->setCustomFeatures("FI", CustomFeatureValues);
16     bool ModelRunOK = MLIF->runModel("FI");
17     ...
18     ShouldInline = MLIF->getModelResultI("FI-ShouldInline");
19     ...
20     // Form Advice object to return to caller
21     Advice->addField("FI-ShouldInline",
22       ConstantInt::get(Type::getInt64Ty(*getContextPtr()),
23         (int64_t)ShouldInline));
24     return Advice;
25   }
26   ...
27 };

```

Listing 8: ACPOFIModel Instantiation