

Puppy: A Publicly Verifiable Watermarking Protocol

Devriş İşler^{1,2}, Seoyeon Hwang³, Yoshimichi Nakatsuka^{4§}, Nikolaos Laoutaris¹, and Gene Tsudik³

¹IMDEA Networks Institute, ²UC3M, ³UC Irvine, ⁴ETH Zurich

{devris.isler, nikolaos.laoutaris}@imdea.org, {seoyh1, gene.tsudik}@uci.edu, yoshimichi.nakatsuka@inf.ethz.ch

Abstract—In this paper, we propose **Puppy**, the first formally defined framework for converting *any* symmetric watermarking into a publicly verifiable one. **Puppy** allows anyone to verify a watermark any number of times with the help of an untrusted third party, without requiring owner presence during detection. We formally define and prove security of **Puppy** using the ideal/real-world simulation paradigm and construct two practical and secure instances: (1) **Puppy-TEE** that uses Trusted Execution Environments (TEEs), and (2) **Puppy-2PC** that relies on two-party computation (2PC) based on garbled circuits. We then convert four current symmetric watermarking schemes into publicly verifiable ones and run extensive experiments using **Puppy-TEE** and **Puppy-2PC**. Evaluation results show that, while **Puppy-TEE** incurs some overhead, its total latency is on the order of milliseconds for three out of four watermarking schemes. Although the overhead of **Puppy-2PC** is higher (on the order of seconds), it is viable for settings that lack a TEE or where strong trust assumptions about a TEE need to be avoided. We further optimize the solution to increase its scalability and resilience to denial of service attacks via memoization.

I. INTRODUCTION

Data-driven technologies and machine learning are becoming ever more crucial to businesses and the entire society. A report from McKinsey [18] predicts that the value of the data market will reach US\$2.5 trillion dollars by 2025. A wide variety of data types, including IoT real-time sensor data, financial, mobility, and health datasets, are used by the latest generation of machine learning-based services. To meet this demand, intermediaries that provide platforms to trade various data, so-called *data marketplaces* (e.g., AWS, Refinitiv) [23], play an increasingly important role in empowering the global data economy. The major goal of data marketplaces (DMs) is to connect data buyers with data providers/sellers/owners and give them a reliable platform to trade their digital assets, e.g., machine learning models, datasets, and various other content. Initiatives, such as GAIA-X [9] and IDSA [8] have been launched to define infrastructure and exchange standards for supporting this growing ecosystem.

The majority of data marketplaces and data owners surveyed in [23] explicitly quote a policy that the purchased goods cannot be resold or used outside of the pre-agreed jurisdiction of the buyer. However, after a *digital asset* (hereafter referred to as *asset*) is sold, it is hard to prevent the buyer from violating the agreed-upon policy. For instance, a malicious buyer can resell the asset, thus violating the terms and conditions

under which the asset was purchased. Therefore, protecting ownership rights is crucial for the growth of the data economy.

Watermarking is a well-known technique for protecting asset ownership rights by deterring unauthorized (re)distribution. It supports various types of data, including audio, video [21], images [19], [27], [87], software [46], [115], databases [14], [15], [17], [71], [107], [110], other data types [22], [67], [68], [97], [65], and even (deep) neural networks [13], [41], [49], [83], [112], [114], [88], [126]. A watermarking scheme consists of two algorithms: watermark *insertion* and *detection*. The owner uses the insertion algorithm to embed a (visible or invisible) watermark into an asset using a secret, called *watermarking secret*, and it uses the same watermarking secret¹ during the detection algorithm to prove ownership (even if the asset is modified). Due to the imperceptibility property of watermarking schemes, inserting watermarks does not affect the utility/functionality of the original asset.

In the context of data economy, a seller (owner) inserts a watermark into an asset before uploading it to a marketplace. Later, if the seller suspects that a different asset on the marketplace resembles one of its own, it privately runs the detection algorithm using its watermark secret to check whether someone is maliciously claiming the asset as theirs. However, to prove ownership *publicly* allowing DMs to deter infringement, a seller must reveal its watermarking secret.

The problem: Revealing the secret is problematic because anyone knowing the secret can remove the watermark, insert a new one, and stop a seller from proving its ownership of that asset in the future. Therefore, it is commonly accepted [15], [65] that a seller can publicly prove ownership *only once*. One way to address this problem is to involve a trusted third party (TTP), such as a certificate authority (CA), as follows: CA generates a certificate for the watermarking secret of the seller that can be distributed together with the watermarked asset (as proposed in [84] for relational databases). However, this approach still discloses the secret, causing the watermarked asset to be still vulnerable to removal attacks. An alternative approach is to embed multiple watermarks and reveal one secret per detection [81], [13]. This restricts the number of detections and does not prevent malicious entities from removing the watermarks after obtaining all corresponding secrets. Also,

¹In this work, we only consider *symmetric* watermarking, meaning that the *watermarking secrets* used for insertion and detection are the same. While there exist *asymmetric* watermarking schemes [80], [97] where the secrets are different, we consider them out of scope.

§Work done while the author was affiliated with UC Irvine.

this method may not be applicable to watermarking schemes that are vulnerable to ambiguity attacks [11].

Some prior works [10], [12], [13], [104] propose letting the seller (as a rightful owner) prove that an asset is indeed watermarked without revealing any information about the watermark secret by using zero-knowledge proofs (ZKPs) [59], [60], [93]. ZKPs allow the seller to prove ownership any number of times. However, this requires the seller to be online for watermark detection because the detection algorithm requires the watermark secret in order to generate a zero-knowledge proof. If the detection is conducted frequently, the seller can be overwhelmed due to the high computational cost of ZKPs on the detection phase. This can lead to poor performance and scalability issues in DMs with numerous sellers and buyers.

In summary, the aforementioned solutions for publicly verifiable watermarking exhibit at least one of the following shortcomings: (1) limited number of (public) watermark detections, (2) restricted applicability to current watermarking techniques, (3) requires seller involvement during watermark detection, and (4) high computational cost. This prompts us to consider the following question:

Can any symmetric watermarking scheme be converted into a publicly verifiable one without incurring any of the above shortcomings?

Our approach: This paper tackles the above challenge by proposing `Puppy`, the first *formally defined* framework that converts *any* symmetric watermarking scheme into a *publicly verifiable* one. `Puppy` consists of two phases: *ownership generation* and *verification*. During the former, the seller runs the watermark insertion algorithm and generates two tokens using the watermarking secret: (1) authorization token given to the buyer (called *Holder*) together with the purchased asset, and (2) assignment token given to an *untrusted* third party, called *Prover*. In verification phase, *Holder* and *Prover* engage in a secure computation protocol that: (1) runs the detection algorithm on the asset using their tokens, and (2) returns the detection result to *Holder*. This way, the *Holder* can perform verification (i.e., watermark detection) any number of times.

`Puppy` is *agnostic* with respect to the underlying secure computation framework, and can be implemented using various primitives, such as Fully Homomorphic Encryption (FHE), Secure Two-Party Computation (2PC), Functional Encryption (FE), or Trusted Execution Environments (TEEs). We investigate multiple instances of `Puppy` framework based on these primitives and compare them in several aspects. We then demonstrate two concrete instances that meet our requirements: one that relies on TEEs, called `Puppy-TEE`, and the other that uses a 2PC protocol, called `Puppy-2PC`. `Puppy` operators can choose between a high-performing TEE instance and a provably-secure 2PC instance, according to their needs. We emphasize that selecting underlying primitives is not trivial, as discussed in Section IV-E, since it requires careful consideration of many alternatives in order to satisfy security and performance goals.

To demonstrate `Puppy`'s *versatility* and *practicality*, we convert four symmetric watermarking techniques into publicly verifiable ones using `Puppy-TEE`: (1) dataset [65], (2) numerical relational database [107], (3) image [89], and (4) Deep

Neural Network (DNN) [13]. `Puppy-TEE` is implemented using the well-known Intel SGX [92], and `Puppy-2PC` is built upon the `MP-SPDZ` framework [75].

Beyond providing the desired functionality, *performance* is important for `Puppy`, since real-world marketplaces need to support high verification rates. Furthermore, since *Holder* may have limited computational power, `Puppy` avoids computationally heavy tasks on *Holder*-side. Our evaluation results show that, for three out of four watermarking techniques, `Puppy-TEE` introduces minor latency overhead during the verification and the overall latency is in the order of milliseconds. Only the DNN instance incurs overhead that results in 1-2 orders of magnitude slowdown. We also converted the dataset watermarking scheme using `Puppy-2PC` and showed that, despite performance challenges, `Puppy-2PC` can convert private watermarking techniques into public ones.

Finally, we further *optimize* `Puppy`'s performance by introducing memoization. It enables provers to cache previously computed verification results without degrading security. This allows provers (and holders) to completely skip the verification procedure for similar assets determined via perceptual (e.g., locality-sensitive) hashing. The proposed optimization technique is based on a new *proportional caching mechanism*.

The contributions of this work are as follows:

- `Puppy` framework that: (1) converts *any* symmetric watermarking scheme into a publicly verifiable one, (2) does not require owner involvement during watermark detection, (3) allows unlimited number of watermark detections, and (4) is efficient.
- Two proof-of-concept implementations and their comprehensive security analysis: (1) `Puppy-TEE` using Intel SGX; and (2) `Puppy-2PC` using Yao's Garbled Circuits.
- Extensive evaluation of `Puppy-TEE` performance using four types of symmetric watermarking schemes and experimental analysis on the optimized version.

II. BACKGROUND

A. Symbols and Notation

Let $\lambda \in \mathbb{N}$ be a security parameter. A probabilistic polynomial time (PPT) algorithm is a probabilistic algorithm taking 1^λ as input that has running time bounded by a polynomial in λ . A positive function $negl : \mathbb{N} \rightarrow \mathbb{R}$ is called *negligible*, if for every positive polynomial $poly(\cdot)$, there exists a constant $c > 0$ such that for all $x > c$, we have $negl(x) < 1/poly(x)$. \parallel denotes concatenation. We denote a function executed by a single party as $output \leftarrow \text{Function}(input)$. All other notation is shown in Table I.

B. Watermarking Primer

A watermarking scheme covertly embeds invisible data (a watermark) into a given asset (or signal), using a watermarking secret. It includes three PPT algorithms:

- $\text{SecretGen}(1^\lambda)$ generates a secret² sec ;

²Here, we refer any secret information needed for generating and verifying a watermarked asset. e.g., a watermarking key [15], [14], a trigger set [13], the pixel positions of marks that are inserted in an image data.

- $\text{Insert}(D_o, sec)$ inserts a watermark on given asset D_o and generates a watermarked asset D_w using sec . Note that D_w and D_o are perceptually similar; and
- $\text{Detect}(D_w, sec)$ ³ either *accepts* or *rejects* the claim that the given D_w is a valid watermarked asset using sec .

We assume that a symmetric watermarking scheme is secure and robust, according to the standard definitions proposed for the given asset type. A watermarking scheme is assumed to be secure against the guessing attack (where an attacker tries to expose the watermarking secret) and robust against intentional/unintentional alterations/modifications (i.e., a watermark should be still detectable even under attacks such as [14], [15], [24], [25], [45], [69], [99], [105]). However, depending on the type of asset, additional security requirements may be needed, such as unremovability, unforgeability, and ambiguity [11].⁴ We formally define common properties of watermarking which we are inspired from [13], [24] in Appendix B-B.

C. Secret Sharing

Secret sharing (SS) is a cryptographic primitive that allows a dealer to distribute a secret s among multiple parties such that any authorized set of parties can reconstruct s , whereas an adversary corrupting the other sets of parties learns nothing about s . The pieces of s each party holds are called “shares” and the collection of the shares is called the “sharing” of s . Typically, a SS scheme consists of two PPT algorithms:

- $\text{Share}(s, P)$ generates a sharing of s , given secret s , and distributes them to the parties in P according to the authorization rules. s_{P_i} denotes the share(s) that the party $P_i \in P$ holds.
- $\text{Reconst}(\{s_i\}_{i \in B})$ reconstructs the secret using the input shares held by parties in B . It outputs the secret s if B is an authorized set, or \perp otherwise.

The authorized set varies depending on the scheme and the adversary model. For example, in Shamir’s SS scheme [106], any t or more parties can reconstruct s using their shares for a threshold value t , whereas the additive secret sharing scheme [91] requires all shares to reconstruct s .

D. Trusted Execution Environments

A Trusted Execution Environment (TEE) is a security primitive that isolates code execution and data from untrusted code (see Appendix B-E for its formal definition). A typical TEE provides the following features:

- **Isolated Execution.** TEEs provide an execution environment for the security-sensitive code and data, isolated from all other software on the platform, including OS, hypervisor, and BIOS. The data inside the TEE can be accessible only by the code running inside the TEE.
- **Controlled Invocation.** The code inside the TEE can only begin and end from pre-defined entry/exit points (e.g., call gates) which are enforced by the TEE.

³Detect algorithm generally depends on a threshold value for acceptance.

⁴Watermarking is assumed to be secure and robust against the attacks defined in its domain. For instance, most digital watermarking schemes require to be secure against ambiguity attacks while relational database watermarking methods do not impose such requirements due to non-interference property.

- **Remote Attestation.** A TEE generates a cryptographic proof to a remote party that assures that the TEE is genuine and the code running within the TEE is the one expected. The remote party can use this assertion to decide whether to trust the TEE or not and then establish a secure communication channel with it.

There are several instances of TEE, including Intel Software Guard Extensions (SGX) [92], ARM TrustZone [7], and AMD Secure Encrypted Virtualization (SEV) [72].

E. Secure 2-Party Computation (2PC)

A secure 2-party computation [51] allows two parties that do not trust each other to compute a function $f(x_1, x_2)$ jointly where x_1 and x_2 are private inputs of the parties. Parties learn nothing more than the function result. In our work, we focus on 2PC utilized by Yao’s garbled circuit (GC) [122] (see Appendix B-H for its formal definition) and Oblivious Transfer (OT) [120] (see Appendix B-G for its description). In a garbled circuit-based 2PC protocol, the function f is represented as a (boolean) circuit with 2-input gates (e.g., XOR, AND, etc.). One of the parties, called *garbler*, garbles the circuit by assigning two random keys to each wire in the circuit. For each gate, a garbled table is computed that allows decryption of the gate’s output key given its two input keys. The garbler then sends the encrypted circuit (F) along with its corresponding input keys to another party, the *evaluator*. To evaluate f , the evaluator needs to acquire its input keys without revealing its actual input data to the garbler. To do so, the evaluator obtains its input keys obliviously through a 1-out-of-2 OT protocol and uses them to evaluate the garbled circuit gate by gate. Finally, the evaluator decrypts the encrypted output (e.g., watermark verification result res) using the decoding information (i.e., the mapping keys).

TABLE I
SUMMARY OF NOTATION.

D_o	Original asset
D_w	Watermarked asset
id	Identifier of D_w
sec	Watermarking secret
\mathcal{O}	Owner of D_o
\mathcal{H}	Holder of D_w
\mathcal{P}	Prover
$tk_{\mathcal{H}}$	Authorization token to \mathcal{H}
$tk_{\mathcal{P}}$	Assignment token to \mathcal{P}

III. SYSTEM & THREAT MODEL

A. System Model

An asset refers to *any* type of data that can be watermarked (e.g., digital objects, datasets, ML models). Our system model involves three kinds of entities:

- **Owners:** who sell some asset D_o to *Holders* after watermarking the asset (D_w), using a watermark secret, sec ;
- **Holders:** who obtain/buy watermarked asset D_w from an *Owner* and verify its validity (i.e., ownership of D_w); and
- **Provers:** who help *Holders* to verify the validity of D_w .

For the sake of clarity, we assume one party for each role, denoted as *Owner* (\mathcal{O}), *Holder* (\mathcal{H}), and *Prover* (\mathcal{P}),

unless explicitly specified otherwise. Note that `Puppy` can easily be modified to support multiple *Holders* (with the same watermarked asset or a different watermarked asset for each *Holder*) or multiple *Provers*, which we discuss in Section VIII. We assume that \mathcal{O} and \mathcal{H} are entities with limited computing power (e.g., consumer-grade laptop), whereas \mathcal{P} is assumed to have more powerful computation resources (e.g., cloud server) to provide services to \mathcal{H} . Additionally, \mathcal{O} is required to be online only during asset sharing/selling to \mathcal{H} and goes offline after that.

B. Adversary Model

We consider a static adversary \mathcal{A} that can corrupt either \mathcal{H} or \mathcal{P} , though not both at the same time. This means that \mathcal{A} chooses a party to corrupt before the protocol begins, and cannot change its choice once the protocol starts. The corrupted party can arbitrarily deviate from the protocol and \mathcal{A} can observe all of its state information, including secrets. We assume \mathcal{O} remains honest. The scenario with multiple \mathcal{H} -s and multiple \mathcal{P} -s is discussed in Section VIII and the case with corrupted \mathcal{O} -s – in Section X. The goal of \mathcal{A} corrupting \mathcal{H} is to obtain *sec* used in D_w and perhaps use that secret to remove the watermark. On the other hand, \mathcal{A} 's goal in corrupting \mathcal{P} may be to generate false verification results, learn the identity of the owner of D_w , and/or obtain *sec* and D_w .

Note that `Puppy` does not tackle the problem/issue of revealing statistical information about verification requests. We consider it to be a separate problem.

We assume \mathcal{O} uses secure authenticated channels to communicate with \mathcal{H} and \mathcal{P} , while \mathcal{H} and \mathcal{P} use an anonymous communication channel [20] (e.g., Tor [50]) for anonymity.

All underlying cryptographic primitives used in `Puppy` instances are assumed to be secure. Online attacks, such as denial-of-service, are not the main focus of our work, although they can be mitigated by well-known techniques, such as CAPTCHAs [16], [61], [96], [109] or via our memoization approach discussed in Section VII.

C. System & Security Requirements

The system and threat model described above yield the following system (SYS) and security (SEC) requirements:

- **SYS1. Owner-free Verification:** \mathcal{H} can verify D_w without interacting with \mathcal{O} .
- **SYS2. Unlimited Verification:** \mathcal{H} can verify D_w any number of times.
- **SYS3. Holder Friendliness:** \mathcal{H} can run the protocol without requiring high computational power.
- **SEC1. Secret Protection:** No one, except \mathcal{O} , should learn *sec*.
- **SEC2. Watermarked Asset Protection:** No one, except \mathcal{H} , should learn anything about D_w .
- **SEC3. Privacy:** All transaction history between \mathcal{O} and \mathcal{H} must be kept private from any third parties.

IV. PUPPY DESIGN

This section begins with some naïve approaches to public verification, identifies key challenges, and then describes

how `Puppy` overcomes them. To demonstrate its flexibility, we provide several `Puppy` instances that use very different cryptographic techniques and components. Next, we consider two specific instances: `Puppy-TEE` and `Puppy-2PC`.

A. Naïve Approach

One straightforward approach to convert a symmetric watermarking scheme to a publicly verifiable one is to outsource watermark detection to a third party (TP), such as a cloud server. This way, \mathcal{O} generates D_w using *sec*, and sends *sec* to TP which interacts with \mathcal{H} and returns the verification result. However, this violates **SEC1** and **SEC2**, since TP acquires both *sec* and D_w , allowing it to remove the watermark from D_w . TP also tracks all communication between \mathcal{O} and \mathcal{H} , which violates **SEC3**.

Another approach is to embed multiple secrets (as in [13], [81]) on one asset, revealing only one at a time, whenever a verification is requested. This can be achieved by the non-interference property, i.e., if watermarks do not interfere with each other. However, this approach violates **SEC1**, **SYS1**, and **SYS2**: \mathcal{O} 's secret is revealed to \mathcal{H} ; \mathcal{O} must be online in the verification phase; and a limited number of verification operations can be performed.

B. Design Challenges

Intuitive approaches described above highlight several challenges in converting a symmetric watermarking scheme into a publicly verifiable one:

Offline \mathcal{O} . We cannot assume \mathcal{O} being always online. Suppose that \mathcal{H} receives a watermarked asset from \mathcal{O} and later realizes that it is very similar to some previously received asset. If the watermark detection algorithm requires \mathcal{O} 's participation, \mathcal{H} needs to wait for \mathcal{O} to be online. This hinders processing of asset and introduces additional communication delay between \mathcal{O} and \mathcal{H} .

Handling the secret. In a symmetric scheme, the same secret is used for both inserting and detecting a watermark. It must be protected from all other entities meaning that its handling/storage is a challenge.

Computation using the secret. Even if the secret is otherwise safe, it is still needed for watermark detection. Securing it during watermark detection is another challenge.

Size of the secret. The sizes of the secret in various watermarking schemes are not always small. For instance, the symmetric secret in one of the DNN watermarking schemes is on the order of tens of MBs; in other schemes, it is around several KBs (See Section VI-A3 for more information). If the secret size is large, it can be computationally intensive for the parties involved while handling the secret and running watermark detection using the secret.

C. Realizing the Design

This section describes how `Puppy` addresses the aforementioned design challenges.

Offline \mathcal{O} . `Puppy` does not require \mathcal{O} to be online during watermark detection. However, \mathcal{O} must provide potentially

untrusted entities with its watermarking secret. While doing so, `Puppy` shall not inherit the challenges of FHE/FE-based approaches. To mitigate this problem, \mathcal{O} grants \mathcal{H} a right to compute watermark detection whilst \mathcal{O} is still the only party having the full knowledge of the watermarking secret. Below, we discuss how `Puppy` achieves it.

Handling the secret. We introduce a new *untrusted* entity – *Prover* (\mathcal{P}) – that assists \mathcal{H} during watermark detection. \mathcal{O} encrypts the watermarking secret with a symmetric key (more on this later) and derives two tokens (*authorization token* and *assignment token*) from the key such that it is computationally infeasible to learn any information about the secret from either or both token(s). By giving authorization token along with the watermarked asset to \mathcal{H} , \mathcal{O} *authorizes* \mathcal{H} to verify ownership of watermarked asset. On the other hand, \mathcal{P} is *assigned* as *Prover* to assist \mathcal{H} by receiving assignment token. This way, the watermarking secret is not held/revealed by any entity (other than \mathcal{O}) at any point of time, except during watermark detection, described below.

Computation using the secret. We use *secure computation* for \mathcal{H} to verify the presence of a watermark without knowing the watermarking secret. The main idea is to enforce \mathcal{H} and \mathcal{P} to privately reconstruct the watermarking secret using their respective tokens during the watermark detection algorithm. Candidate secure computation mechanisms are discussed in the next section.

Secret Size. \mathcal{O} encrypts the watermarking secret with a fresh symmetric key and derives two tokens from the symmetric key. With this procedure, the size of tokens stored by \mathcal{H} and \mathcal{P} is fixed forming token sizes independent of secret size. This enables \mathcal{H} and \mathcal{P} to exchange a small amount of information yielding low communication and computation overhead while executing a `Puppy` instance.

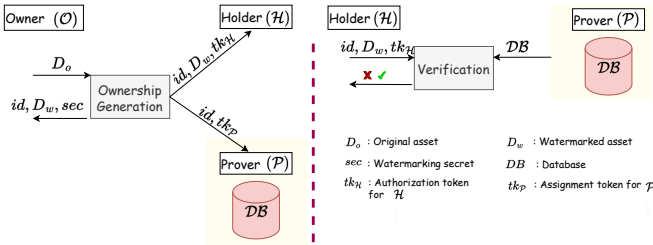


Fig. 1. `Puppy` Overview.

D. `Puppy` Framework

We now overview the `Puppy` framework, which consists of two phases: *ownership generation* and *verification*, as shown in Figure 1. In the former (denoted by `Generate` and formally defined in Appendix C-A), \mathcal{O} generates a watermarked asset, D_w , and a token-pair: *authorization token* and *assignment token*. Specifically, \mathcal{O} inserts a watermark into the original asset, D_o , using sec , and obtains the watermarked asset, D_w . For public verifiability, \mathcal{O} generates (1) authorization token (tk_H) that authorizes \mathcal{H} to verify ownership of D_w without \mathcal{O} 's help, and (2) assignment token (tk_P) that assigns \mathcal{P} to be a

Prover which helps \mathcal{H} to later verify ownership of D_w . Next, \mathcal{O} distributes tk_H and tk_P to each party with an identifier id for asset. We assume that \mathcal{O} and \mathcal{H} agreed to buy/sell asset beforehand, potentially for monetary payment [23], or for some other non-monetary incentive.

In the verification phase (denoted by `Verify` and formally defined in Appendix C-A), \mathcal{P} and \mathcal{H} engage in a secure computation instance, whereby \mathcal{P} helps \mathcal{H} verify ownership of D_w without learning anything about sec or D_w . \mathcal{P} manages a database DB for collecting all identifiers and assignment tokens (received from \mathcal{O} -s) and uses it in the verification phase. In the end, \mathcal{H} learns whether ownership of D_w is valid (denoted by '1') or not (denoted by '0'), while \mathcal{P} learns nothing.

E. Deriving `Puppy` Instances with Secure Computation Techniques

There are several well-known secure computation techniques. We now discuss whether and how they can be integrated into the `Puppy` framework. Results are summarized in Table II. Note that we only consider one \mathcal{H} and one \mathcal{P} for simplicity.

Fully Homomorphic Encryption (FHE) [43], [58]: One party (\mathcal{H} or \mathcal{P}) outsources its token, encrypted under its own public key, to the other party, and the latter executes the watermark detection algorithm using its token and the received token, both encrypted under an FHE under the first party's public key. For example, \mathcal{H} sends a message to \mathcal{P} , asking for verification by sending an identifier. \mathcal{P} encrypts corresponding assignment token under its public key and sends it to \mathcal{H} . \mathcal{H} runs the detection algorithm on encrypted assignment token using its authorization token and watermarked asset, both encrypted with \mathcal{P} 's public key. Then, \mathcal{H} sends the encrypted result to \mathcal{P} which can decrypt it. As mentioned earlier, we assume an anonymous communication channel is used between \mathcal{H} and \mathcal{P} for **SEC3** to hide the identity of \mathcal{H} from \mathcal{P} .

Despite impressive recent advances in FHE, its computation cost is still quite high for arbitrary (especially complicated) functions [116]. This is especially problematic for `Puppy` as it requires \mathcal{H} to do most of the heavy-lifting despite having lower computational power compared to \mathcal{P} . Furthermore, advanced technologies are needed to handle malicious \mathcal{P} , such as zero-knowledge proofs (ZKPs) and message authentication codes (MACs), which incur further computation and communication costs.

Also, moving the computation to \mathcal{P} is not trivial. \mathcal{P} needs \mathcal{H} 's public key to encrypt its token. However, this key allows \mathcal{P} to tie a certain assignment token to \mathcal{H} , violating **SEC3**. Therefore, \mathcal{P} needs to somehow retrieve an assignment token without learning the identity of \mathcal{H} .

Functional Encryption (FE) [33]: Using FE, \mathcal{P} generates necessary keys (e.g., functional secret key) and uses them to encrypt its assignment token. Then it sends the ciphertext – along with the functional secret key and its public key – to \mathcal{H} . \mathcal{H} runs the FE decryption algorithm using the functional secret key, encrypted assignment token, and its authorization token, thus allowing it to obtain the result of the detection algorithm.

Similar to FHE, the FE approach requires \mathcal{H} to run the FE decryption algorithm to meet **SEC3**, as **SEC3** would be violated if \mathcal{P} runs the FE decryption algorithm. However, this induces prohibitive computational costs for \mathcal{H} , which violates **SYS3**.

Secure Multi-Party Computation (SMPC) [51]: We focus on the 2-party case, i.e., 2PC. In a one- \mathcal{H} and one- \mathcal{P} setting, \mathcal{H} and \mathcal{P} engage in a 2PC instance using their tokens. In the end, \mathcal{H} receives the result of the detection algorithm, while \mathcal{P} receives nothing. Depending on the specific circuit, 2PC may require online communication between \mathcal{H} and \mathcal{P} , which incurs certain communication overhead for \mathcal{H} .

Trusted Execution Environments (TEEs), e.g., Intel SGX [92]: With a TEE-based approach, \mathcal{H} sends its authorization token to the TEE on \mathcal{P} after performing remote attestation. \mathcal{P} sends its corresponding assignment token to TEE. The TEE computes the watermark detection algorithm using assignment token and authorization token and returns the result to \mathcal{H} . \mathcal{P} learns nothing.

Summary: While both FHE-based and FE-based *Puppy* instances satisfy all of our security requirements, they do not satisfy **SYS3**, and are thus unsuitable for an \mathcal{H} with relatively low computational power. Hence, for the rest of the paper, we focus on instantiating *Puppy* via TEE and 2PC approaches.

TABLE II

COMPARISON OF *PUPPY* INSTANCES BASED ON EACH PRIMITIVE: TEE, 2PC, FHE, AND FE. \mathcal{H} COMP. INDICATES THE COMPUTATIONAL OVERHEAD ON \mathcal{H} , WHILE \mathcal{P} COMP. INDICATES THE COMPUTATIONAL OVERHEAD ON \mathcal{P} . *Comm. Overhead* INDICATES THE COMMUNICATION OVERHEAD BETWEEN \mathcal{H} AND \mathcal{P} .

Primitive	\mathcal{H} Comp.	\mathcal{P} Comp.	Comm. Overhead
TEE	Low	Low	Low
2PC	Moderate	Moderate	Moderate/High
FHE	High	Moderate	Low/Moderate
FE	High	Moderate	Low/Moderate

F. TEE-Aided Construction (*Puppy-TEE*)

This section motivates and describes a TEE-based instance, denoted by *Puppy-TEE*.

1) *Use of TEEs:* TEEs have three benefits as described below.

Holder Friendliness. Holders might not have sufficiently high computational power. Therefore, offloading the computationally-heavy watermark detection algorithm to Prover is desirable.

Versatility. Since *Puppy*'s main goal is to convert a symmetric watermarking scheme into a publicly verifiable one, supporting different watermarking techniques should be (ideally) effortless. As discussed in Section VI, a TEE facilitates this since it can run arbitrary code as long it is compiled for the correct CPU architecture.

Performance. Table II provides an overview of the computation/communication overhead of the four *Puppy* instances. This shows that, compared to other alternative solutions relying on cryptographic primitives, TEEs do not introduce much overhead.

2) *Ownership Generation Phase:* During this phase, \mathcal{O} first runs SecretGen algorithm to generate sec according to the security parameter λ . Then, \mathcal{O} generates D_w using sec via Insert.⁵ For this construction, we use Symmetric Encryption (SE) scheme (see Appendix B for the SE's full description) and Secret Sharing to generate the two tokens, where authorization token is denoted as $tk_{\mathcal{H}}$ and assignment token as $tk_{\mathcal{P}}$. As stated previously, due to the size of sec , \mathcal{O} encrypts its watermarking secret under a secret key k generated from a SE Gen scheme with respect to the security parameter λ . \mathcal{O} encrypts the sec using the Enc scheme under the key k resulting c_{sec} . Then \mathcal{O} secret shares the encryption key k creating two shares: $s_{\mathcal{H}}$ and $s_{\mathcal{P}}$. This reduces the size of transmitting shares from the size of sec to the size of k . Then, $tk_{\mathcal{H}}$ and $tk_{\mathcal{P}}$ are assigned as $s_{\mathcal{H}}$ and $\langle s_{\mathcal{P}}, c_{sec} \rangle$, respectively.⁶ \mathcal{O} generates id for D_w as well as these two shares, and then sends id , D_w , and $tk_{\mathcal{H}}$ to \mathcal{H} , and id and $tk_{\mathcal{P}}$ to \mathcal{P} . \mathcal{P} stores $(id, tk_{\mathcal{P}})$ in a database, DB, located outside of the TEE. Protocol I depicts the ownership generation phase.

Note that \mathcal{O} and \mathcal{H} may agree on a license agreement/policy which defines terms and conditions such as usage constraints, penalties in case of violations, and the rights that \mathcal{O} and \mathcal{H} have. We assume that this takes place when \mathcal{H} requests D_o .

Protocol I: *Puppy-TEE* Ownership Generation

On input of a asset D_o from \mathcal{O} , the ownership of \mathcal{O} for D_o is generated as follows:

- 1) \mathcal{O} computes:
 - a) $sec \leftarrow \text{SecretGen}(1^\lambda)$
 - b) $k \leftarrow \text{Gen}(1^\lambda)$
 - c) $D_w \leftarrow \text{Insert}(D_o, sec)$
 - d) $c_{sec} \leftarrow \text{Enc}(k, sec)$
 - e) $(s_{\mathcal{H}}, s_{\mathcal{P}}) \leftarrow \text{Share}(k, \{\mathcal{H}, \mathcal{P}\})$
 - f) $id \leftarrow \text{IDGen}(D_w)^*$
- 2) $\mathcal{O} \rightarrow \mathcal{H}: \langle id, tk_{\mathcal{H}} := s_{\mathcal{H}}, D_w \rangle$
- 3) $\mathcal{O} \rightarrow \mathcal{P}: \langle id, tk_{\mathcal{P}} := \{s_{\mathcal{P}}, c_{sec}\} \rangle$
- 4) $\mathcal{P}: \text{DB.Store}(id, tk_{\mathcal{P}})$

(* *Note.* Generation of id by $\text{IDGen}(\cdot)$: id is an identifier for \mathcal{P} , which allows it to later search the share needed for the verification request of \mathcal{H} . Therefore, id must be unique for each watermark. For example, it can be defined as $\text{IDGen}(D_w) = H(\mathcal{O} || M_{D_w} || date)$, where H is a cryptographic hash function and M_{D_w} is the metadata of D_w . \mathcal{O} could also use a pseudo-random function to generate a random id , using D_w as a seed.

3) *Verification Phase:* During the verification phase (as shown by Protocol II), \mathcal{H} verifies the watermark of \mathcal{O} using D_w and $tk_{\mathcal{H}}$ with id . First, \mathcal{H} performs a remote attestation (RA) on \mathcal{P} .TEE over the anonymous communication channel (e.g., Tor). It aborts if the attestation fails. Otherwise, \mathcal{H} establishes a secure channel with \mathcal{P} .TEE, and from this point

⁵For the watermarking schemes that output sec as a result of watermarking generation algorithm, the protocol can be easily modified to have $\{D_w, sec\} \leftarrow \text{Insert}(D_o, 1^\lambda)$ instead of steps (1a) and (1c).

⁶Note that which shares will be assigned as which tokens depends on the authorization rule defined by the secret sharing. For instance, for Shamir's secret sharing, it does not matter as in our simple construction.

on, all messages between \mathcal{H} and \mathcal{P} .TEE are sent through this secure channel. \mathcal{H} sends $\langle id, D_w, \text{ and } tk_{\mathcal{H}} \rangle$ to \mathcal{P} .TEE. Once \mathcal{P} .TEE receives the request, it obtains $tk_{\mathcal{P}}$ consisting of $s_{\mathcal{P}}$ and c_{sec} from the DB using id . It then reconstructs the decryption key k from the shares (via Reconst) where shares ($s_{\mathcal{H}}$ and $s_{\mathcal{P}}$) are parts of the tokens ($tk_{\mathcal{H}}$ and $tk_{\mathcal{P}}$). Later on, it decrypts $c_{sec} \in tk_{\mathcal{P}}$ resulting in sec . After decryption, it runs Detect with sec and D_w , and obtains the result res . TEE replies with $\langle res \rangle$ to \mathcal{H} . TEE then erases all data including the watermarked asset, secret shares, decryption key, and watermarking secret(s). Finally, \mathcal{H} returns Valid if res is '1' or Invalid otherwise.

Protocol II: Puppy-TEE Verification

On input of $id, D_w, \text{ and } tk_{\mathcal{H}}$ from \mathcal{H} , and DB from \mathcal{P} , the verification phase is as follows:

- 1) $\mathcal{H} \xrightarrow{\text{Tor}} \mathcal{P}$.TEE: RA (Section II-D)
- 2) $\mathcal{H} \rightarrow \mathcal{P}$.TEE : $\langle id, D_w, tk_{\mathcal{H}} := s_{\mathcal{H}} \rangle$.
- 3) \mathcal{P} .TEE : Fetch $\langle id, tk_{\mathcal{P}} := \{s_{\mathcal{P}}, c_{sec}\} \rangle$ from \mathcal{P} .DB.
- 4) \mathcal{P} .TEE : $k \leftarrow \text{Reconst}(s_{\mathcal{H}}, s_{\mathcal{P}})$.
- 5) \mathcal{P} .TEE : $sec \leftarrow \text{Dec}(k, c_{sec})$.
- 6) \mathcal{P} .TEE : $res \leftarrow \text{Detect}(D_w, sec)$.
- 7) \mathcal{P} .TEE $\rightarrow \mathcal{H}$: $\langle res \rangle$.
- 8) \mathcal{P} .TEE: [Erase All]
- 9) \mathcal{H} : **If** $res \equiv 1$: **return** Valid
Else: **return** Invalid

G. 2PC-based Construction (Puppy-2PC)

Protocol III: Puppy-2PC Verification

On input of $id, D_w, \text{ and } tk_{\mathcal{H}}$ from \mathcal{H} , and DB from \mathcal{P} , the verification phase is as follows:

- 1) $\mathcal{H} \xrightarrow{\text{Tor}} \mathcal{P} : id$
- 2) \mathcal{P} : Fetch $\langle id, tk_{\mathcal{P}} \rangle$ from \mathcal{P} .DB.
- 3) \mathcal{P} as a garbler:
 - Compute $(F, e, d) \leftarrow \text{Garble}(1^\lambda, \text{Verify})$, where Verify is the circuit representation of verification, e is the encoding information used to encode an initial input to garbled input, and d is the decoding information that maps garbled output to final output.
 - Compute $X_{\mathcal{P}} \leftarrow \text{Encode}(e, tk_{\mathcal{P}})$.
 - Send $(F, d, X_{\mathcal{P}})$ to \mathcal{H} .
- 4) \mathcal{H} as an evaluator:
 - Compute OTs with \mathcal{P} for its input (bits) $tk_{\mathcal{H}}$ to obtain garbled input $X_{\mathcal{H}}$.
 - Compute $Y_{res} \leftarrow \text{Eval}(F, (X_{\mathcal{H}}, X_{\mathcal{P}}))$ to obtain garbled output Y_{res} .
 - Decode Y_{res} using d to get verification result res by $res \leftarrow \text{Decode}(d, Y_{res})$.
 - Return Valid if $res = 1$, or Invalid o.w.

This section presents another Puppy instance using 2PC. Puppy-2PC does not face the secret size challenge as Puppy-

TEE faces. Therefore, we could omit encrypting the watermarking secret and secret sharing the encryption key. We can directly secret share the watermarking secret (see Appendix D-B) to have better performance. Since the modification of ownership is trivial, we describe the verification phase of Puppy-2PC in this section.

During the verification of Puppy-2PC, \mathcal{H} verifies the watermark of \mathcal{O} using D_w and $tk_{\mathcal{H}}$ with id . Recall that 2PC allows the parties to privately run any function (represented by a circuit) without revealing neither their inputs nor any intermediate values to each other. To achieve such 2PC, OT and GC are used (see Appendix B for their formal definitions). In Puppy-2PC, \mathcal{H} and \mathcal{P} agree on a circuit Verify that computes the steps 5 and 6 in Protocol VI, i.e., reconstructing sec from input tokens and performing watermark detection algorithm for an input data D_w using sec . Then, \mathcal{H} and \mathcal{P} run 2PC for that circuit with \mathcal{H} 's input, D_w and $tk_{\mathcal{H}}$, and \mathcal{P} 's input, $tk_{\mathcal{P}}$. \mathcal{H} initiates the protocol by sending id to \mathcal{P} over an anonymous communication channel.⁷ Once \mathcal{P} receives the request, it retrieves $tk_{\mathcal{P}}$ from DB using the received id . \mathcal{P} then acts as a garbler in a 2PC computation of the circuit Verify. i.e., \mathcal{P} computes a garbled circuit F of Verify and its garbled input $X_{\mathcal{P}}$ of $tk_{\mathcal{P}}$, and sends them to \mathcal{H} with the decoding information d . Then, \mathcal{H} , as an evaluator of the 2PC, computes OTs to obtain its garbled input $X_{\mathcal{H}}$ of $tk_{\mathcal{H}}$ without revealing $tk_{\mathcal{H}}$ to \mathcal{P} , evaluates F with inputs, $X_{\mathcal{H}}$ and $X_{\mathcal{P}}$, and obtains the garbled output Y_{res} . Finally, \mathcal{H} acquires the verification result res by decoding Y_{res} with d and returns Valid if res is 1 (i.e., it detects the watermark of \mathcal{O} in D_w) or Invalid otherwise. Protocol III illustrates this verification phase in Puppy-2PC.

V. IMPLEMENTATION

We now describe a proof-of-concept (PoC) implementation of Puppy-TEE and Puppy-2PC outlined in Sections IV-F and IV-G, respectively. Since the ownership generation phase occurs only once per watermarked asset and its overhead on top of watermark insertion is minimal, we focus on the watermark verification phase. We use a simple 2-out-of-2 XOR-based secret sharing scheme, AES as an encryption scheme, and a random number for id for our PoC.

A. Puppy-TEE Implementation

\mathcal{H} Communicating with \mathcal{P} . \mathcal{H} conducts remote attestation (RA) with \mathcal{P} .TEE and establishes a TLS session directly with the TEE. \mathcal{H} uses this encrypted channel to send necessary data (i.e., $id, D_w, \text{ and } s_{\mathcal{H}}$) and receive verification results.

The implementation of RA and TLS session setup between \mathcal{P} and \mathcal{H} is inspired by the SGX-RA-TLS whitepaper [77]. Briefly, the idea is to cryptographically bind the public key of the enclave to the RA certificate (signed by Intel) during the RA procedure. RA is implemented using the SGX Data Center Attestation Primitive (DCAP) [2], and RA certificate

⁷There are more advanced MPC protocols [36], [76] that allow parties to hide their identities from each other while securely computing a function. Such MPC design can be deployed to satisfy SEC3 without using anonymous communication channels.

verification and TLS handshake are implemented using Intel SGX SDK version 2.17.

\mathcal{P} Running Verification. \mathcal{P} consists of an untrusted host application and a TEE running the verification code.

- **Untrusted Host Application.** The host application running on \mathcal{P} is responsible for: (1) handling connection requests from \mathcal{H} , (2) retrieving shares from DB upon request from the enclave, and (3) returning the output of the enclave to \mathcal{H} . It is implemented in C++ and we use SQLite as the DB.

- **TEE.** We used an Intel SGX enclave [92] and the Intel SGX SDK version 2.17 to implement the TEE⁸. The secret reconstruction and watermark detection functionalities are written in C++. After reconstructing sec , it is used as input to the Detect function that attempts to detect a watermark within asset sent from \mathcal{H} . The enclave then encrypts the result of Detect with a key pre-shared with \mathcal{H} (i.e., the TLS session key) and outputs it to the host application.

B. Puppy-2PC Implementation

We use MP-SPDZ [75], a general-purpose MPC framework to implement Puppy-2PC. We run Puppy-2PC (as a PoC) using Yao’s garbled circuit [122]. 2PC protocol based on garbling scheme deployed by MP-SPDZ adopts Half-Gate method [123] compatible with Free-XOR [79] method to decrease the number of garbled gates needed to be sent to the evaluator (\mathcal{H}) from the garbler (\mathcal{P}).

VI. EVALUATION

We now evaluate the security and performance of the Puppy instances.

A. Evaluation of Puppy-TEE

1) *Security Analysis:* This section discusses how Puppy-TEE satisfies the security requirements specified in Section III-C. Due to space limitations, we provide the full security proof in Appendix C based on Puppy’s formal ideal/real-world security definition presented in Appendix C-B.

- **SEC1 (Watermarking Secret Protection).** The secure authenticated channel prevents any third party from eavesdropping on the messages communicated between \mathcal{H} and \mathcal{P} . TEE. RA ensures that the correct Verify program is running on \mathcal{P} . TEE, which isolates the execution of Verify from the rest of \mathcal{P} . In addition, the 2-out-of-2 secret sharing and encryption scheme guarantee that neither \mathcal{H} nor \mathcal{P} learn anything about sec from their tokens. Finally, a secure watermarking scheme ensures that \mathcal{H} cannot remove or forge the embedded watermark or learn sec from D_w . Therefore, even if adversary \mathcal{A} corrupts either \mathcal{H} or \mathcal{P} , Puppy-TEE satisfies SEC1.

- **SEC2 (Watermarked Asset Protection).** Since \mathcal{P} . TEE and \mathcal{H} establish a secure channel after RA, no other party (even \mathcal{P}) can learn anything about D_w . Thus, SEC2 is satisfied.

- **SEC3 (Privacy).** Recall that an anonymous channel is used

for communication between \mathcal{H} and \mathcal{P} . Thus, while \mathcal{P} learns which id is being queried, it does not learn who queried it. Therefore, \mathcal{P} cannot learn about any transactions between \mathcal{O} and \mathcal{H} , thus satisfying SEC3.

A note on Side-Channel Attacks against TEEs. We acknowledge that there is a large body of research regarding side-channel attacks on TEEs, such as [35], [53], [86], [48], [62], [94], [119], [117], [95], [42], [78], [85], [37]. Such attacks are considered out of scope in this paper and Puppy-TEE does not actively defend against them. We refer to prior work [108], [111], [34], [47] for the means to mitigate such attacks as well as [100] for a comprehensive discussion of attack vectors on TEE and countermeasures against such attacks.

2) *System Analysis:* We now show that Puppy-TEE satisfies the system requirements defined in Section III-C.

- **SYS1 (Owner-free verification).** Since sec is shared between \mathcal{H} and \mathcal{P} and reconstructed only inside \mathcal{P} . TEE, the Puppy-TEE verification phase does not rely on \mathcal{O} .

- **SYS2 (Unlimited verification).** Recall that \mathcal{P} and \mathcal{H} each hold one share of sec . For each verification, sec is securely reconstructed within \mathcal{P} . TEE, and all sec -tainted data are afterward erased from within \mathcal{P} . TEE. Furthermore, D_w remains the same for each verification. Therefore, the number of times that the verification can be conducted is unlimited.

- **SYS3 (Holder Friendliness).** \mathcal{H} is only required to engage with TEE held by \mathcal{P} . \mathcal{H} sends its input $(D_w, tk_{\mathcal{H}})$ to TEE and receives the output of the computation (res). These communication and computation do not require \mathcal{H} to perform more expensive (if not negligible) operations than it does in its routine online interaction.

3) *Performance Overhead Evaluation:* To demonstrate the versatility of Puppy-TEE, we selected four types of symmetric watermarking schemes from the literature and converted them into publicly verifiable ones: (1) FreqyWM [65], (2) Shehab et al. [107] (hereafter referred to as “OBT-WM”), (3) Lou et al. [89] (hereafter referred to as “IMG-WM”), and (4) Adi et al. [13] (hereafter referred to as “DNN-WM”). Next, we briefly describe the four watermarking schemes (see Appendix E for the full description) and the reasons for choosing them.

FreqyWM. This represents a category of watermarking schemes that is capable of inserting a watermark into a data set regardless of data type. After generating a histogram (based on the frequency of appearance of repeating tokens) from the data set, FreqyWM optimally chooses a pair as a watermarking pair using a secret key K , modulus of a secret integer z , and an assigned budget. The total size of the combined secret values is ~ 2 kB.

OBT-WM. This represents a category of watermarking schemes for numerical databases. OBT-WM partitions the database based on a secret key K , primary keys, and a predefined secret number of partitions $num_partitions$ and watermarks the partition secret watermark wm . The total size of the combined secret values is approximately 80 bytes.

IMG-WM. This represents a category of image watermarking schemes. IMG-WM assumes a monotone image (i.e., pixel values are either 0 or 255). It watermarks a given image by a secret image watermark using Discrete Wavelet Transform (DWT) technique and sharing resulting in two shares as two

⁸Intel has officially announced that their consumer-grade CPUs will stop supporting SGX [101]. However, since their server-grade CPUs will continue supporting SGX and we envision Puppy-TEE to run on servers, we do not consider this as an issue.

more secrets. An open-source implementation of IMG-WM is provided at [1] that uses OpenCV [3] for the detection phase. The total size of the combined secret values is approximately 240 kB.

DNN-WM. This represents a category of machine learning model watermarking schemes. DNN-WM uses a well-known attack called “backdooring” to purposefully train the model to categorize a set of predefined images (called *triggerset*) with a wrong label (called *watermark_label*). *triggerset* and *watermark_label* are the secret values for DNN-WM. An open-source implementation of DNN-WM is provided at [6] that uses PyTorch [4] for the insertion/detection phases. The size of the sample *triggerset* in the implementation is about 17 MB and *watermark_label* is 4 kB, therefore the total size of the secret value results in around 17 MB.

As we implemented FreqyWM and OBT-WM in C from scratch, we focused on implementing them for the SGX environment so that they do not depend on third-party libraries that are not supported by SGX (e.g., `libc`). On the other hand, IMG-WM and DNN-WM depend on complex libraries which rely on many functionalities that are not provided in SGX (e.g., standard I/O). To overcome this issue, we used the Gramine library OS [40] to run such libraries within the enclave. Gramine is an open-source project that allows any application to run within the enclave without any modification. It also enables applications to use external libraries without compromising the security provided by the SGX platform. Thus, this implies that other types of watermarking schemes that are not described here can be converted into publicly verifiable ones using `Puppy`.

4) *Experimental Setup:* The four watermarking verification schemes ran on an Azure DC8 v2 Confidential Computing VM (8 vcpus, 32 GiB memory, 168 MiB secure memory) running Ubuntu 20.04 LTS OS with kernel version 5.15.0-1020-azure. FreqyWM and OBT-WM were implemented in C/C++ while IMG-WM and DNN-WM were implemented in Python version 3.8. IMG-WM used OpenCV version 4.6.0.66, and DNN-WM used PyTorch version 1.12.1. Both ran on Gramine v.1.2.

We divided the verification phase into five tasks:

- *Establish session:* \mathcal{P} and \mathcal{H} engage in RA (when \mathcal{P} is running within the enclave) and establish a TLS session.
- *Receive data:* \mathcal{P} receives data from \mathcal{H} .
- *Reconstruct secret:* \mathcal{P} reconstructs *sec*.
- *Detect watermark:* \mathcal{P} uses *sec* to detect presence of watermark.
- *Terminate session:* \mathcal{P} terminates the TLS session with \mathcal{H} .

We also measured the time to load the watermark secret into PyTorch data structures for DNN-WM detection. We ran the watermarking detection algorithm for all four schemes inside and outside the enclave to compare the overhead. To remove network latency we ran \mathcal{H} and \mathcal{P} on the same machine. The numbers reported are an average of 10 measurements.

5) *Evaluation Results:* According to our experimental results, the session establishment phase has a relatively high overhead (~ 6.5 ms within SGX while ~ 2.25 ms without SGX) due to the certificate verification. This is because \mathcal{H} has less information to verify when \mathcal{P} is not running within

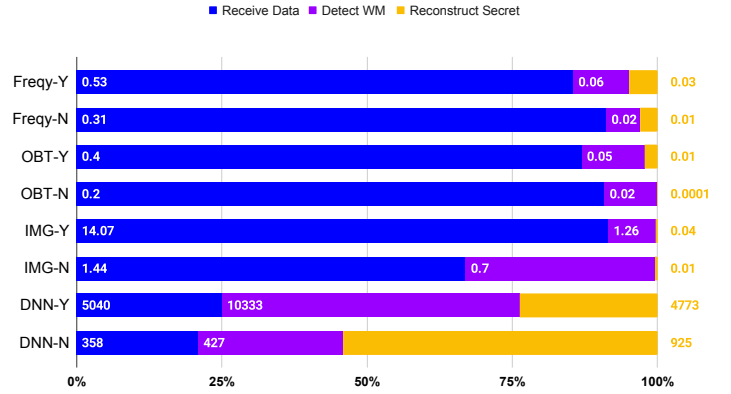


Fig. 2. Average latency of operations in ms for four watermarking detection schemes. “Y” indicates the algorithm running within SGX enclave and “N” indicates otherwise.

the enclave, since there is no RA required. On the other hand, \mathcal{H} must verify the RA proof when \mathcal{P} is running within the enclave, resulting in additional overhead. Since the secure channel establishment/termination incurs only a deterministic amount of overhead, we remove it from future measurements. As for the remaining measurements, “Receive data” will indicate the opening and reading of locally stored data into memory.

We run the verification phase of the four watermarking schemes to measure the overall performance of the phase, broken down to the smaller tasks we defined in Section VI-A4. We also take the measurements twice, once within the SGX enclave (indicated as “Y” in the figure) and once outside (indicated as “N”), to measure the overhead introduced by using a TEE. Figure 2 shows the result of the performance evaluation, which compiles the ratio of each operation relative to the total latency alongside the absolute latency measurement. We analyze the evaluation results below.

FreqyWM and OBT-WM latency. Freqy-WM and OBT-WM have smaller secret sizes compare to DNN-WM/IMG-WM. To increase its efficiency, we modified the `Puppy-TEE` introducing another secure instance in Appendix D-A. The latency measurements for FreqyWM and OBT-WM detection algorithms in Figure 2 shows that each operation incurs (a small amount of) overhead when running inside the enclave. We can also observe that the “Reconstruct secret” phases in the Freqy-WM and OBT-WM are extremely fast outside of the enclave but not so within the enclave. This is because of the small overhead in entering and exiting the enclave and this overhead dominates the measurement.

IMG-WM latency. From Figure 2, we can observe that the “Receive data” latency is higher when loading into secure memory, compared to loading into regular memory. This is because accessing the shared image file outside the enclave requires Gramine to securely copy the data into the enclave, resulting in the en/decryption of the file, which is expensive. Other operations show no significant difference in terms of latency when running inside or outside the enclave. Overall, the total process is in the order of milliseconds, which is acceptable.

DNN-WM latency. Unlike the other schemes, the size of the secret used to generate the DNN model watermark is large; 17 MB for the sample trigger set holding 100 images. Since each image is large, secret-sharing these images takes several seconds. However, we have designed `Puppy` in such a way that this is not an issue (see Section IV for more information).

We observe from Figure 2 that all operations of DNN-WM are one to two orders of magnitude slower when running inside the enclave. This is because DNN-WM requires a large amount of data to run the detection algorithm; for instance, the PyTorch python library itself is several hundreds of MB. This exceeds the total usable secure memory for SGX enclave supported by the CPUs used in DCs v2 VMs, which is around 100 MB. Since the required enclave size is larger than the usable secure memory size, SGX requires enclave pages to be swapped and en/decrypted, which results in the high latency we see in Figure 2.⁹

Note: We acknowledge that introducing Gramine, image processing, and machine learning libraries into TEE increases attack surface. This is a limitation of `Puppy-TEE` and a trade-off between versatility and security.

B. Evaluation of `Puppy-2PC`

1) *Security Analysis:* We now provide a brief security analysis of `Puppy-2PC` considering the requirements in Section III-C. We omit the formal proof of `Puppy-2PC` since it follows a very similar approach to `Puppy-TEE`'s. • **SEC1 (Watermarking Secret Protection):** Secret sharing guarantees that both \mathcal{H} and \mathcal{P} cannot learn anything about sec from their shares. During the verification phase, given that all underlying primitives, GC and OT, are secure (see Appendix B for definitions), 2PC guarantees that \mathcal{H} learns nothing about \mathcal{P} 's input or intermediate results, other than res , and \mathcal{P} learns nothing about \mathcal{H} 's input or intermediate results. Hence, **SEC1** is satisfied.

• **SEC2 (Watermarked Asset Protection):** The watermarked asset D_w stays with \mathcal{H} and OT ensures that D_w is not revealed to \mathcal{P} . Thus, **SEC2** is satisfied.

• **SEC3 (Privacy):** \mathcal{P} cannot identify \mathcal{H} , as they communicate over the anonymous communication channel. Thus, **SEC3** is satisfied.

2) *System Analysis:* `Puppy-2PC` satisfies **SYS1** and **SYS2** similar to the system analysis of `Puppy-TEE` in Section VI-A. Our performance analysis in the following section shows that `Puppy-2PC` protocol introduces “reasonable” overhead to \mathcal{H} , thus satisfying **SYS3**.

3) *Performance Analysis of `Puppy-2PC`:* We use the MP-SPDZ [75] framework to evaluate the efficiency of `Puppy-2PC`. We set a baseline as the case where all computations during verification are computed without *any* secure computation (equivalent to the No SGX case in `Puppy-TEE`). Based on this baseline, we evaluate the computation overhead of `Puppy-2PC` on \mathcal{H} and \mathcal{P} . We first measure the most efficient watermarking scheme, `FreqyWM`, out of

four watermarking schemes in Section VI-A3, using `Puppy-2PC` and compare it against the most expensive watermarking scheme, DNN-WM, implemented in `Puppy-TEE`. We used the same parameter settings for `FreqyWM` as in Section VI-A5 on the same machine.

Optimizations. To improve the performance of `Puppy-2PC`, we introduce a few modifications to the detection algorithm of `FreqyWM` (see Appendix E-A for the modified algorithm). We analyzed the detection algorithm to identify the steps that are not required to be computed via 2PC without violating the underlying security, thus improving performance. Through our analysis, we have identified that the first step (creating a histogram of D_w – arithmetic) and the last step (checking if the number of detected watermarks is over a given threshold – boolean) in the algorithm do not need to be computed via 2PC.

Evaluation results. The global data sent (e.g., the garbled circuit) during the 2PC is around 1.9 GB. Compared to the amount of data sent in the `Puppy-TEE` instance which is in the order of KB, this is orders of magnitude larger and should be taken into consideration when deploying `Puppy-2PC`. We can see that the time to verify a watermarked asset is ~ 16 seconds, which is around $\times 160K$ slower compared to when running `FreqyWM` via `Puppy-TEE` ($\sim 0.1ms$). Furthermore, the execution time of `FreqyWM` via `Puppy-2PC` is longer than the execution time of DNN-WM via `Puppy-TEE` (~ 15 seconds) which is by far the most expensive and complex watermarking technique. Therefore, since the other watermarking schemes are more expensive and complex than `FreqyWM`, we estimate that running them on `Puppy-2PC` will take longer than the result shown above, thus will be more expensive than any measurements taken using `Puppy-TEE`.

Overall, our evaluation results show that `Puppy-TEE` is more efficient than `Puppy-2PC` supporting the observations by prior works such as [90]. We identify implementing `Puppy` using more efficient 2PC (e.g., ones listed in [63]), FHE, and FE, while optimizing circuit complexity across different watermarking techniques and balancing holder workload as a challenge. Due to the limited amount of space, we consider the above a potential pathway for future work.

VII. OPTIMIZATION OF `PUPPY` VIA MEMOIZATION

Consider a scenario in which two data marketplaces that act as holders, say \mathcal{H}_1 and \mathcal{H}_2 , happen to verify two different assets that resemble some asset that they both possess.¹⁰ Naturally, both holders will independently execute the verification phase with \mathcal{P} for the same watermarking secret while their assets are insignificantly different. Such repetitive computations lead to communication and computation overhead for both \mathcal{H} and \mathcal{P} especially when there are a large number of holders. Moreover, a (malicious) \mathcal{H} can easily flood \mathcal{P} with requests, conducting a denial-of-service attack. Overall, a `Puppy` instance has to address two challenges: 1) *Redundancy* due to repetitive verification requests; and 2) *Denial-of-Service* (attack) both of which can congest \mathcal{P} .

⁹The only way to overcome this limitation is to use machines equipped with Intel Icelake CPUs (e.g., DCsv3 and DCdsv3 Azure Confidential Computing VMs), although such machines are scarce and are hard to obtain.

¹⁰Note that as mentioned in Sections I and II-B, watermarking schemes are expected to be robust against any (tolerable) modification since it is very common to assume that an asset may be tampered (un)intentionally.

To overcome the aforementioned challenges, we introduce a *memoization* mechanism to *Puppy* via *caching*. In this approach, before \mathcal{H} starts the verification phase of an instance (e.g., *Puppy*-TEE), it first checks with \mathcal{P} if a similar asset and id_i , which it is willing to verify, has been previously requested by *anyone*. To enable this functionality, \mathcal{P} caches the verification requests (and their verification results), and if a verification request results in a cache hit, then \mathcal{P} serves the request from the cache. By doing so, both \mathcal{P} and \mathcal{H} avoid redundant computations.

There are two important aspects to consider in any caching problem: 1) *caching decision*; and 2) *cache replacement decision*. During *caching decision*, whenever a new entry is requested, \mathcal{P} has to decide whether the entry should be stored in the cache or discarded. After deciding if the new entry will be stored, the cache, which has a limited capacity, has to be updated. Thus, if the capacity is exceeded, then \mathcal{P} evicts an entry in its cache by running a *cache replacement algorithm*. We base our approach on the well-known least-recently-used (LRU) [32], [57] rule due to its simplicity and ability to handle time-correlated requests efficiently [82] and adapt it to the peculiarities of watermark-verification caching.

Intuition: For *Puppy*, we identified two opportunities to improve the caching decision and the eviction policy.

Caching Decision. Watermarking detection algorithms succeed as long as an asset has not been modified more than some tolerance threshold [65]. If the similarity of two assets is above a threshold, they will be considered as the same asset entry. However, in a traditional caching decision, two assets, even if they differ by a few bits, would be considered different and cached independently. To prevent the creation of such caching entries, we aim to avoid different sub-samples or partitions of an asset. Since we do not intend to cache the actual asset, our focus is on caching the verification result regarding whether a watermark was present in a given asset. Thus, we use perceptual hashing PHash (see Appendix B-C for its formal definition) to check if two assets are similar enough to be considered as the same asset.

Eviction Policy. If *Puppy* decides to cache an entry although there is no space in the cache, an entry from the cache must be evicted by running *cache replacement (eviction) policy*. LRU, the cache replacement policy we base on, uses the recency of requests indicating that the most recently used are more valuable and shall be left in the cache. We have identified that replacing cache entries in *Puppy* must take into consideration the following two additional parameters: 1) similarity between the requested and cached item; and 2) whether the cached verification result was “0” or “1”.

To better illustrate this, consider *FreqyWM*¹¹ as an example. In *FreqyWM*, if an asset D_w is similar to another asset D_w^i with 70%, and the result of verification on D_w is 1 then if there is another asset D_w^j similar to D_w^i with 90%, the verification result on D_w^j is highly likely 1 given the analysis and the results provided in the *FreqyWM* paper. Thus, our approach shall favor caching requests having a lower similarity but a positive (1) verification, since they have more utility by

being relevant to more future requests with higher similarity values (a cached 70% positive result allows a better guess for a future 80% request than a positive cached result with 90% similarity). The opposite applies to negative (0) verification results – in this case, we give preference to keeping items of higher similarity in the cache.

Note that introducing this mechanism requires the following modifications to our verification protocol: 1) \mathcal{H} computes a perceptual hashing and similarity; and 2) \mathcal{P} receives the result of the verification, perceptual hash value, and similarity result. However, the overhead introduced to \mathcal{H} and \mathcal{P} is insignificant, and the approach does not harm the security of *Puppy* (see Appendix A-B for further discussion).

Protocol IV: Verification w/ Memoization

On input of id_i , D_w' , and D_w^i from \mathcal{H} , and \mathcal{C} from \mathcal{P} , the verification phase is as follows:

- 1) \mathcal{H} : $h' = \text{PHash}(\text{param}, D_w', D_w^i)$
- 2) \mathcal{H} : $sim' = \text{Sim}(D_w', D_w^i)$
- 3) $\mathcal{H} \xrightarrow{\text{Tor}} \mathcal{P}$: $\langle id_i, h', sim' \rangle$.
- 4) \mathcal{P} : $\langle res_r, sim_r \rangle = \mathcal{C}.\text{GET}(h', id_i)$
- 5) \mathcal{P} :
 - If** $res_r \equiv 1 \wedge sim_r \geq sim'$: **return** res_r
 - ElseIf** $res_r \equiv 0 \wedge sim_r \leq sim'$: **return** res_r
 - Else:** **return** $res_r = \text{None/Invalid}$
- 6) $\mathcal{P} \xrightarrow{\text{Tor}} \mathcal{H}$: res_r
- 7) \mathcal{H} : **If** $res_r \equiv \text{None/Invalid}$: **Compute** *Verify protocol w/ \mathcal{P}* .

A. Memoization via Proportional Caching

Next, we define our approach in more detail. Let \mathcal{C} be a cache with size c supporting the following two functions: 1) GET for searching for a request in \mathcal{C} ; and 2) PUT inserting an entry into \mathcal{C} according to the cache decision policy and (if needed) updating \mathcal{C} according to the eviction policy. \mathcal{H} first computes a perceptual hash h' of D_w' and D_w^i associated with id_i that \mathcal{H} wishes to run verification protocol and a value of similarity $sim' = \text{Sim}(D_w', D_w^i)$.¹² \mathcal{H} sends $\langle h', id_i, sim' \rangle$ to \mathcal{P} . \mathcal{P} checks \mathcal{C} to determine if $\langle h', id_i \rangle \in \mathcal{C}$. If it exists, it retrieves res' and the similarity stored sim_r for the given entry from \mathcal{C} . If $res_r \equiv 1 \wedge sim_r \geq sim'$ or $res_r \equiv 0 \wedge sim_r \leq sim'$, \mathcal{P} returns res_r to \mathcal{H} .¹³ Otherwise, \mathcal{P} returns not available (e.g., NONE) which means that \mathcal{H} has to perform the verification protocol by running a *Puppy* instance (see Protocol IV for the verification phase with memoization). After a cache hit, the entry in \mathcal{C} is moved closer to the top of the cache depending on its similarity as explained next.

Caching Decision. Assume \mathcal{P} receives a verification results $\langle h_l, id_l, res_l, sim_l \rangle$. \mathcal{P} checks if the similarity is above a threshold t , and then adds it to \mathcal{C} to decrease the false positive ratio. If $res_l = 0$, \mathcal{P} computes $f_0(sim_l)$ as defined

¹²Any choice of similarity can be integrated, e.g., Cosine, Jaccard.

¹³While we refer res as a binary value, note that a proof of the verification, i.e. digital signature, may need to be stored at \mathcal{C} and shared with \mathcal{H} . However, for simplicity, we do not include it in our representation.

¹¹Similar observations can be made to OBT-WM.

by Equation 2 to determine the position of the entry in \mathcal{C} . Otherwise, meaning that $res_l = 1$, \mathcal{P} computes $f_1(sim_l)$ as defined by Equation 1 (see Appendix B-A for the derivation of the equations). After calculating the position, p_l , of the entry, it is inserted to \mathcal{C} at p_l if $sim_l \geq t$ if \mathcal{C} has space. If \mathcal{C} does not have enough space, the eviction procedure is computed.

$$f_1(sim) = \frac{(c-1) \times sim}{100} \quad (1)$$

$$f_0(sim) = c - \frac{(c-1) \times sim}{100} \quad (2)$$

Eviction procedure. As in LRU, the last entry in \mathcal{C} is removed since the last entry has the lowest priority to accommodate the new entry. However, if $\langle h_l, id_l \rangle$ exists, then sim_l and the similarity sim' in \mathcal{C} are compared by considering the value of res_l . As discussed previously, for $res_l = 0$, \mathcal{P} stores the entry having a higher similarity while storing the entry having a lower similarity for $res_l = 1$.

Cache Hit Ratio. We now analyze the cache hit (HT) which describes the situation when the request of \mathcal{H} is successfully served from the cache. Let us now define the cache hit ratio (HR) [57] as:

$$HR = \frac{HT}{R}$$

where R is the total number of requests. HR depends on various factors: 1) watermarking schemes; 2) similarity metrics and threshold; 3) perceptual hashing parameters; 4) the total number of assets and their probability distributions. We briefly show how these metrics affect HR and leave a more detailed examination for Appendix A due to page limitations.

Note: Many caching strategies must also take diverse entry sizes into consideration and optimize their memory accordingly. However, since the cached values in PUPPY have a fixed size, we do not conduct any optimization via memory management.

B. Evaluation

To demonstrate its potential, we implemented the memoization approach with various data samples, cache capacity values, and similarity values to analyze the cache hit ratio (see Appendix A-A for our experimental setup and results in detail). For our experiments, we use the similarity threshold t (i.e., 70%) and data samples derived by FreqyWM and implement the proposed cache with different capacities. In summary, our experimental results show that our proportional-caching approach is exceptionally more effective than the simple LRU implementation for our use case, achieving 60× more cache hit ratio.

C. Further Discussion and Limitations

Although our approach significantly improves the query response time, it has a few limitations: 1) *cache poisoning*; and 2) *false positive* results. Cache poisoning can be overcome by increasing the threshold value and enforcing \mathcal{H} to prove that the perceptual hashing is computed correctly (e.g., via ZKP). False positive (i.e., announcing an asset is watermarked by

a certain secret/owner while it is not) ratio is orthogonal to the chosen parameters as discussed in Appendix A. Although our caching approach is simple yet very specific to PUPPY, applying our approach to a more complicated watermarking technique (i.e., DNN-WM) and investigating other sophisticated caching mechanisms (e.g., [26], [31]) are interesting future directions we plan to explore.

VIII. DISCUSSION

A. One-per-Holder vs. One-for-all-Holders

PUPPY does not restrict how \mathcal{O} generates watermarked asset (as mentioned in Section III-A) and supports cases where \mathcal{O} shares/sells its asset to multiple *Holders*, in two ways:

- **[One-per-Holder]:** \mathcal{O} generates a different watermarked version of the same asset per holder.
- **[One-for-All]:** \mathcal{O} generates only one watermarked version of asset and share it with all holders.

Note that in the former, the watermarked asset can be used as a *fingerprint* to identify holders who illegally distribute their watermarked asset.

B. Extending PUPPY to Multiple Provers

Security and reliability of PUPPY can be enhanced by introducing multiple *Provers*, $\mathcal{P}_1, \dots, \mathcal{P}_{n_p}$. To have a more reliable design with the same security guarantee, \mathcal{O} encrypts sec with k and secret shares k with each \mathcal{P}_i and \mathcal{H} , generating $tk_{\mathcal{P}}^i = \langle s_{\mathcal{P}}^i, c_{sec} \rangle$ and $tk_{\mathcal{H}}$. \mathcal{O} sends $tk_{\mathcal{P}}^i$ to each \mathcal{P}_i and $tk_{\mathcal{H}}$ with \mathcal{H} , such that \mathcal{H} and \mathcal{P}_i can reconstruct the secret. As long as one \mathcal{P}_i is available, \mathcal{H} can run the verification.

On the other hand, security can be improved by \mathcal{O} generating a secret sharing of k with $\text{Share}(k, \{\mathcal{H}, \mathcal{P}_1, \dots, \mathcal{P}_{n_p}\})$ and distributing the shares according to the well-defined authorization rule, i.e., the access structure. The access structure must always include \mathcal{H} as a party in reconstructing sec in order to prevent *Provers* from colluding. One simple way is to use threshold secret sharing (TSS) [106]. By doing so, the probability of an adversary obtaining the secret information becomes much lower than the case with one *Prover*, since the adversary now has to corrupt threshold-many provers rather than only one.

C. Using More Advanced Secret Sharing Schemes

Secret sharing (SS) is one of the fundamental building blocks. PUPPY is agnostic with respect to the underlying SS scheme. It can use threshold SS (e.g., 2-out-of-2 used in the current implementation), verifiable SS (VSS) [30], [44], [54], [66], and access controlled SS (ACSS) [29]. For example, with VSS, each party can verify if the shares are correctly shared and detect any malicious (i.e., arbitrary) shares. With ACSS, \mathcal{O} can make sure that \mathcal{H} communicates with a prover (or a subset of thereof) to verify ownership.

D. Watermark Selection & Puppy Integration

The unlimited verification requirement (**SYS2**) of *Puppy* might affect the underlying watermarking schemes. For example, suppose that we use a secure/robust database watermarking scheme that requires \mathcal{O} 's involvement during the watermark verification phase. Since *Puppy* frees \mathcal{O} from the verification phase, a malicious \mathcal{H} may keep modifying the database and check with \mathcal{P} whether the modified database still contains the watermark by running the verification phase multiple times. The original watermarking scheme prevents this because, after a certain number of verifications, \mathcal{O} can reject the request from \mathcal{H} .

We emphasize that this attack is highly dependent on the underlying watermarking scheme and may not be applicable to all symmetric watermarking algorithms. This requires further investigation. Also, this attack can be mitigated via rate limiting of the verification phase, i.e., \mathcal{O} (or \mathcal{P}) setting a limit on the number of verifications of the same asset within a certain time period.

IX. RELATED WORK

Puppy is the first formally defined framework for converting (any) symmetric watermarking to a publicly verifiable one. However, there exists some literature proposing specific watermarking techniques with public verification functionality as we provide an overview of them in this section.

Existing publicly verifiable watermarking solutions can be categorized into: 1) *Multi-Watermarks-based*, 2) *Certification (TTP)-based*, and 3) *Zero-Knowledge Proof (ZKP)-based* (a.k.a. zero knowledge watermarking). The *multi-watermarks-based* approach generates multiple watermarks on one asset and discloses one watermark for each verification. On the other hand, the *TTP-based* one assumes a trusted third party (TTP) and announces the watermarking secret(s) with a TTP's approval (e.g., via a certificate). Lastly, the *ZKP-based* solutions use ZKPs to allow owners to prove their ownership by sending some additional information. Lach et al. [81] proposed a watermarking technique for *Field-Programmable Gate Array* (FPGA) by embedding a large number of watermarks where each watermark is small. For each verification request, one watermark is revealed for public verification. However, this solution supports only a limited number of verifications. In addition, it requires the owner to be online during the verification to reveal the watermark secret for each verification.

Li et al. [84] proposed a publicly verifiable database watermarking where a database owner watermarks its data using its secret key and creates a certificate on the key with the help of a certificate authority (CA). The certificate is enclosed with the watermarked database as an asset and any party receiving both the certificate and database can verify the ownership by verifying the certificate, i.e., the signature of the CA on the secret key. However, this requires the CA to be trusted by all entities and more importantly, reveals the secret key allowing anyone to remove the watermark.

Adi et al. [13] proposed two solutions for (deep) neural network watermarking with public verification. They use backdoor information (e.g., a set of images are incorrectly labeled

on purpose) as a watermarking secret and they prove the ownership by showing the knowledge of this information. One of their solutions works similarly to Lach et al. [81] and has the same limitation (only fixed times of verification available). The other solution adds the ZKP process to verify the ownership an unlimited amount of times, and a few other papers [10], [12], [104] also use/build zero-knowledge watermarking protocols. Watermarking schemes integrating ZKP allow an owner to prove ownership to a third party but face *poor scalability*. Since the rightful owner must generate a ZKP over the modified asset, it is easy to imagine how this can quickly become overwhelming for the owner, especially considering the fact that they can own multiple assets. Furthermore, ZKP-based schemes require owners to be online during the watermark detection phase since the owner is the only entity that can produce the proof. This introduces delay in asset processing and additional communication overhead (see Section IV-B).

X. FUTURE WORK AND CONCLUSION

We proposed *Puppy*, the first formally defined framework that converts any symmetric watermarking to be publicly verifiable without requiring the intervention of asset owners for verification. We derived various instances securely realizing our proposed publicly verifiable watermarking framework functionality using cryptographic primitives such as FHE, MPC, and FE in a comparative manner. We designed and implemented *Puppy-TEE* and *Puppy-2PC*, two secure instances that satisfy all system and security requirements for *Puppy*. By implementing four types of watermarking, we showed that *Puppy* can be practically deployed for various watermarking schemes without modifying them.

Puppy assumes an honest owner(s) during the ownership generation phase; however, a malicious owner can make the whole verification meaningless by distributing wrong tokens or wrong watermarked asset. One idea to avoid this is to enforce the owner to send a proof for every message generated during the ownership generation phase; however, it requires further investigation in the future. Furthermore, we plan to investigate integration of *Puppy* to existing Buyer-Seller Watermarking (BSW) [39], [55], [56], [70], [74], [102], [103], [118] and validate asset authenticity (e.g., DECO [125], TLS-Notary [5]).

ACKNOWLEDGEMENTS

Devriş İşler was supported by the European Union's HORIZON project DataBri-X (101070069). Nikolaos Laoutaris was supported by the MLEDGE project (REGAGE22e00052829516), funded by the Ministry of Economic Affairs and Digital Transformation and the European Union-NextGenerationEU/PRTR. Yoshimichi Nakatsuka was supported in part by The Nakajima Foundation.

REFERENCES

- [1] Digitalwatermark. <https://github.com/breejesh/DigitalWatermark>.
- [2] Intel(r) software guard extensions data center attestation primitives. <https://github.com/intel/SGXDataCenterAttestationPrimitives>.
- [3] Opencv. <https://opencv.org/>.
- [4] Pytorch. <https://pytorch.org/>.

- [5] TLSNotary. <https://tlsnotary.org/>.
- [6] Watermarknn. <https://github.com/adiyoss/WatermarkNN>.
- [7] ARM Security Technology. Building a Secure System using TrustZone Technology, 2009.
- [8] IDSA, international data spaces association, 2019. <https://internationaldataspaces.org/>.
- [9] GAIA-X, driver of digital innovation in europe featuring the next generation of data infrastructure, federal ministry for economic affairs and energy (bmwi), 2020. <https://www.data-infrastructure.eu/GAIAX/Navigation/EN/Home/home.html>.
- [10] André Adelsbach, Stefan Katzenbeisser, and Ahmad-Reza Sadeghi. Watermark detection with zero-knowledge disclosure. *Multimedia Systems*, 2003.
- [11] André Adelsbach, Stefan Katzenbeisser, and Helmut Veith. Watermarking schemes provably secure against copy and ambiguity attacks. In *ACM workshop on Digital rights management*, 2003.
- [12] André Adelsbach and Ahmad-Reza Sadeghi. Zero-knowledge watermark detection and proof of ownership. In *International Workshop on Information Hiding*, 2001.
- [13] Yossi Adi, Carsten Baum, Moustapha Cisse, Benny Pinkas, and Joseph Keshet. Turning your weakness into a strength: Watermarking deep neural networks by backdooring. In *USENIX Security*, 2018.
- [14] Rakesh Agrawal, Peter J Haas, and Jerry Kiernan. Watermarking relational data: framework, algorithms and analysis. In *VLDB*, 2003.
- [15] Rakesh Agrawal and Jerry Kiernan. Watermarking relational databases. In *VLDB*, 2002.
- [16] Luis von Ahn, Manuel Blum, Nicholas J Hopper, and John Langford. Captcha: Using hard ai problems for security. In *International conference on the theory and applications of cryptographic techniques*, 2003.
- [17] Ali Al-Haj and Ashraf Odeh. Robust and blind watermarking of relational database systems. *Citeseer*, 2008.
- [18] McKinsey Analytics. The age of analytics: competing in a data-driven world., 2016.
- [19] Ashima Anand and Amit Kumar Singh. Watermarking techniques for medical data authentication: a survey. *Multimedia Tools and Applications*, 2020.
- [20] Megumi Ando, Miranda Christ, Anna Lysyanskaya, and Tal Malkin. Poly onions: Achieving anonymity in the presence of churn. *Cryptology ePrint Archive*, 2022.
- [21] Md Asikuzzaman and Mark R Pickering. An overview of digital video watermarking. *IEEE Transactions on Circuits and Systems for Video Technology*, 2017.
- [22] Erman Ayday, Emre Yilmaz, and Arif Yilmaz. Robust {Optimization-Based} watermarking scheme for sequential data. In *RAID*, 2019.
- [23] Santiago Andrés Azcoitia and Nikolaos Laoutaris. A survey of data marketplaces and their business models. *ACM SIGMOD Record*, 2022.
- [24] Boaz Barak, Oded Goldreich, Rusell Impagliazzo, Steven Rudich, Amit Sahai, Salil Vadhan, and Ke Yang. On the (im) possibility of obfuscating programs. In *Annual international cryptology conference*, 2001.
- [25] Patrick Bas and Andreas Westfeld. Two key estimation techniques for the broken arrows watermarking scheme. In *ACM workshop on Multimedia and security*, 2009.
- [26] Nathan Beckmann, Haoxian Chen, and Asaf Cidon. LHD: improving cache hit rate by maximizing hit density. In *USENIX Symposium on Networked Systems Design and Implementation*. USENIX Association, 2018.
- [27] Mahbuba Begum and Mohammad Shorif Uddin. Digital image watermarking techniques: a review. *Information*, 2020.
- [28] Mihir Bellare, Viet Tung Hoang, and Phillip Rogaway. Foundations of garbled circuits. In *the ACM Conference on Computer and Communications Security*. ACM, 2012.
- [29] Josh Benaloh and Jerry Leichter. Generalized secret sharing and monotone functions. In *Proceedings on Advances in cryptology*, 1990.
- [30] Josh Cohen Benaloh. Secret sharing homomorphisms: Keeping shares of a secret secret. In *Conference on the theory and application of cryptographic techniques*, 1986.
- [31] Benjamin Berg, Daniel S. Berger, Sara McAllister, Isaac Grosf, Sathya Gunasekar, Jimmy Lu, Michael Uhlar, Jim Carrig, Nathan Beckmann, Mor Harchol-Balter, and Gregory R. Ganger. The cachelib caching engine: Design and experiences at scale. In *14th USENIX Symposium on Operating Systems Design and Implementation*. USENIX Association, 2020.
- [32] Giuseppe Bianchi, Andrea Detti, Alberto Caponi, and Nicola Blefari-Melazzi. Check before storing: what is the performance price of content integrity verification in LRU caching? *SIGCOMM Computer Communication Review*, 2013.
- [33] Dan Boneh, Amit Sahai, and Brent Waters. Functional encryption: Definitions and challenges. In *Theory of Cryptography Conference*, 2011.
- [34] Ferdinand Brasser, Srdjan Capkun, Alexandra Dmitrienko, Tommaso Frassetto, Kari Kostianen, and Ahmad-Reza Sadeghi. Dr.sgx: Automated and adjustable side-channel protection for sgx using data location randomization. In *Proceedings of the 35th Annual Computer Security Applications Conference, ACSAC '19*, page 788–800, New York, NY, USA, 2019. Association for Computing Machinery.
- [35] Ferdinand Brasser, Urs Müller, Alexandra Dmitrienko, Kari Kostianen, Srdjan Capkun, and Ahmad-Reza Sadeghi. Software grand exposure: {SGX} cache attacks are practical. In *USENIX WOOT*, 2017.
- [36] Malte Breuer, Ulrike Meyer, and Susanne Wetzel. Introducing a framework to enable anonymous secure multi-party computation in practice. In *International Conference on Privacy, Security and Trust, PST*, 2021.
- [37] Jo Van Bulck, Marina Minkin, Ofir Weisse, Daniel Genkin, Baris Kasikci, Frank Piessens, Mark Silberstein, Thomas F. Wenisch, Yuval Yarom, and Raoul Strackx. Foreshadow: Extracting the Keys to the Intel SGX Kingdom with Transient Out-of-Order Execution. In *27th USENIX Security Symposium (USENIX Security 18)*, page 991–1008, Baltimore, MD, August 2018. USENIX Association.
- [38] Ran Canetti. Security and composition of multiparty cryptographic protocols. *Journal of CRYPTOLOGY*, 2000.
- [39] Chin-Chen Chang, Hao-Chuan Tsai, and Yi-Pei Hsieh. An efficient and fair buyer–seller fingerprinting scheme for large scale networks. *Elsevier Computers & Security*, 2010.
- [40] Chia che Tsai, Donald E. Porter, and Mona Vij. Graphene-SGX: A practical library OS for unmodified applications on SGX. In *USENIX Annual Technical Conference (USENIX ATC)*. USENIX Association, July 2017.
- [41] Huili Chen, Bitar Darvish Rohani, and Farinaz Koushanfar. Deepmarks: A digital fingerprinting framework for deep neural networks. In *arXiv preprint arXiv:1804.03648*, 2018.
- [42] Zitai Chen, Georgios Vasilakis, Kit Murdock, Edward Dean, David F. Oswald, and Flavio D. Garcia. Voltpillager: Hardware-based fault injection attacks against intel SGX enclaves using the SVID voltage scaling interface. In Michael Bailey and Rachel Greenstadt, editors, *30th USENIX Security Symposium, USENIX Security 2021, August 11-13, 2021*, pages 699–716. USENIX Association, 2021.
- [43] Ilaria Chillotti, Nicolas Gama, Mariya Georgieva, and Malika Izabachène. Tthe: fast fully homomorphic encryption over the torus. *Journal of Cryptology*, 2020.
- [44] Benny Chor, Shafi Goldwasser, Silvio Micali, and Baruch Awerbuch. Verifiable secret sharing and achieving simultaneity in the presence of faults. In *Annual Symposium on Foundations of Computer Science*. IEEE, 1985.
- [45] Aloni Cohen, Justin Holmgren, Ryo Nishimaki, Vinod Vaikuntanathan, and Daniel Wichs. Watermarking cryptographic capabilities. 2018.
- [46] Christian S. Collberg and Clark Thomborson. Watermarking, tamper-proofing, and obfuscation-tools for software protection. *IEEE Transactions on software engineering*, 2002.
- [47] Scott Constable, Jo Van Bulck, Xiang Cheng, Yuan Xiao, Cedric Xing, Ilya Alexandrovich, Taesoo Kim, Frank Piessens, Mona Vij, and Mark Silberstein. AEX-Notify: Thwarting precise Single-Stepping attacks through interrupt awareness for intel SGX enclaves. In *32nd USENIX Security Symposium (USENIX Security 23)*, pages 4051–4068, Anaheim, CA, August 2023. USENIX Association.
- [48] Fergus Dall, Gabrielle De Micheli, Thomas Eisenbarth, Daniel Genkin, Nadia Heninger, Ahmad Moghimi, and Yuval Yarom. Cachequote: Efficiently recovering long-term secrets of SGX EPID via cache attacks. *IACR Trans. Cryptogr. Hardw. Embed. Syst.*, 2018(2):171–191, 2018.
- [49] Bitar Darvish Rouhani, Huili Chen, and Farinaz Koushanfar. Deepsigns: An end-to-end watermarking framework for ownership protection of deep neural networks. In *Conference on Architectural Support for Programming Languages and Operating Systems*, 2019.
- [50] Roger Dingledine, Nick Mathewson, and Paul Syverson. Tor: The second-generation onion router. Technical report, Naval Research Lab Washington DC, 2004.
- [51] David Evans, Vladimir Kolesnikov, Mike Rosulek, et al. A pragmatic introduction to secure multi-party computation. *Foundations and Trends® in Privacy and Security*, 2018.
- [52] Hany Farid. An overview of perceptual hashing. *Journal of Online Trust and Safety*, 1(1), 2021.

- [53] Shufan Fei, Zheng Yan, Wenxiu Ding, and Haomeng Xie. Security vulnerabilities of sgx and countermeasures: A survey. In *ACM CSUR*, 2021.
- [54] Paul Feldman. A practical scheme for non-interactive verifiable secret sharing. In *Annual Symposium on Foundations of Computer Science*. IEEE, 1987.
- [55] Franco Frattolillo. A buyer-friendly and mediated watermarking protocol for web context. *ACM Transactions on the Web (TWEB)*, 2016.
- [56] Franco Frattolillo. Blockchain and cloud to overcome the problems of buyer and seller watermarking protocols. *Applied Sciences Multidisciplinary Digital Publishing Institute*, 2021.
- [57] Michele Garetto, Emilio Leonardi, and Valentina Martina. A unified approach to the performance analysis of caching systems. *ACM Trans. Model. Perform. Evaluation Comput. Syst.*, 2016.
- [58] Craig Gentry. *A fully homomorphic encryption scheme*. Stanford university, 2009.
- [59] Oded Goldreich and Yair Oren. Definitions and properties of zero-knowledge proof systems. *Journal of Cryptology*, 1994.
- [60] Shafi Goldwasser, Silvio Micali, and Charles Rackoff. The knowledge complexity of interactive proof systems. *SIAM Journal on computing*, 1989.
- [61] Rich Gossweiler, Maryam Kamvar, and Shumeet Baluja. What's up captcha? a captcha based on image orientation. In *International Conference on World Wide Web*, 2009.
- [62] Johannes Götzfried, Moritz Eckert, Sebastian Schinzel, and Tilo Müller. Cache attacks on intel SGX. In Cristiano Giuffrida and Angelos Stavrou, editors, *Proceedings of the 10th European Workshop on Systems Security, EUROSEC 2017, Belgrade, Serbia, April 23, 2017*, pages 2:1–2:6. ACM, 2017.
- [63] Marcella Hastings, Brett Hemenway, Daniel Noble, and Steve Zdancewic. Sok: General purpose compilers for secure multi-party computation. In *IEEE symposium on security and privacy (SP)*. IEEE, 2019.
- [64] W. Frank King III. Analysis of demand paging algorithms. In Charles V. Freiman, John E. Griffith, and Jack L. Rosenfeld, editors, *Information Processing, Proceedings of IFIP Congress*. North-Holland, 1971.
- [65] Devriş İşler, Elisa Cabana, Alvaro Garcia-Recuero, Georgia Koutrika, and Nikolaos Laoutaris. FreqWM: Frequency watermarking for the new data economy. <https://dspace.networks.imdea.org/handle/20.500.12761/1626>, 2022.
- [66] Mahabir Prasad Jhanwar, Ayineedi Venkateswarlu, and Reihaneh Safavi-Naini. Paillier-based publicly verifiable (non-interactive) secret sharing. *Designs, codes and Cryptography*, 2014.
- [67] Tianxi Ji, Erman Ayday, Emre Yilmaz, Ming Li, and Pan Li. Privacy-preserving database fingerprinting. In *Annual Network and Distributed System Security Symposium, NDSS*, 2023.
- [68] Tianxi Ji, Erman Ayday, Emre Yilmaz, and Pan Li. Robust fingerprinting of genomic databases. *arXiv preprint arXiv:2204.01801*, 2022.
- [69] Tianxi Ji, Emre Yilmaz, Erman Ayday, and Pan Li. The curse of correlations for robust fingerprinting of relational databases. In *International Symposium on Research in Attacks, Intrusions and Defenses*, 2021.
- [70] Hak Soo Ju, Hyun Jeong Kim, Dong Hoon Lee, and Jong In Lim. An anonymous buyer-seller watermarking protocol with anonymity control. In *International Conference on Information Security and Cryptology*, 2002.
- [71] Muhammad Kamran and Muddassar Farooq. A comprehensive survey of watermarking relational databases research. *arXiv preprint arXiv:1801.08271*, 2018.
- [72] David Kaplan, Jeremy Powell, and Tom Woller. Amd memory encryption. *White paper*, 2016.
- [73] Jonathan Katz and Yehuda Lindell. *Introduction to modern cryptography*. CRC press, 2014.
- [74] Stefan Katzenbeisser, Aweke Lemma, Mehmet Utku Celik, Michiel van der Veen, and Martijn Maas. A buyer-seller watermarking protocol based on secure embedding. *IEEE Transactions on Information Forensics and Security*, 2008.
- [75] Marcel Keller. MP-SPDZ: A versatile framework for multi-party computation. In *Proceedings of the 2020 ACM SIGSAC Conference on Computer and Communications Security*, 2020.
- [76] Andreas Klinger, Felix Battermann, and Ulrike Meyer. Anonymous system for fully distributed and robust secure multi-party computation. In *Conference on Data and Application Security and Privacy, CODASPY*, 2023.
- [77] Thomas Knauth, Michael Steiner, Somnath Chakrabarti, Li Lei, Cedric Xing, and Mona Vij. Integrating remote attestation with transport layer security, 2018.
- [78] Paul Kocher, Jann Horn, Anders Fogh, Daniel Genkin, Daniel Gruss, Werner Haas, Mike Hamburg, Moritz Lipp, Stefan Mangard, Thomas Prescher, Michael Schwarz, and Yuval Yarom. Spectre Attacks: Exploiting Speculative Execution. In *2019 IEEE Symposium on Security and Privacy (SP)*, pages 1–19, 2019.
- [79] Vladimir Kolesnikov and Thomas Schneider. Improved garbled circuit: Free XOR gates and applications. In *Automata, Languages and Programming, International Colloquium, ICALP*, 2008.
- [80] Sanjay Kumar, Binod Kumar Singh, and Mohit Yadav. A recent survey on multimedia and database watermarking. *Multim. Tools Appl.*, 2020.
- [81] John Lach, William H Mangione-Smith, and Miodrag Potkonjak. Robust fpga intellectual property protection through multiple small watermarks. In *Design Automation Conference (Cat. No. 99CH36361)*, 1999.
- [82] Nikolaos Laoutaris, Hao Che, and Ioannis Stavrakakis. The LCD interconnection of LRU caches and its analysis. *Perform. Evaluation*, 2006.
- [83] Fang-Qi Li, Shi-Lin Wang, and Alan Wee-Chung Liew. Towards practical watermark for deep neural networks in federated learning. *arXiv preprint arXiv:2105.03167*, 2021.
- [84] Yingjiu Li and Robert Huijie Deng. Publicly verifiable ownership protection for relational databases. In *ACM CCS*, 2006.
- [85] Moritz Lipp, Michael Schwarz, Daniel Gruss, Thomas Prescher, Werner Haas, Anders Fogh, Jann Horn, Stefan Mangard, Paul Kocher, Daniel Genkin, Yuval Yarom, and Mike Hamburg. Meltdown: Reading Kernel Memory from User Space. In *27th USENIX Security Symposium (USENIX Security 18)*, pages 973–990, Baltimore, MD, August 2018. USENIX Association.
- [86] Fangfei Liu, Yuval Yarom, Qian Ge, Gernot Heiser, and Ruby B Lee. Last-level cache side-channel attacks are practical. In *IEEE Symposium on Security and Privacy*, 2015.
- [87] Junxiu Liu, Jiadong Huang, Yuling Luo, Lvchen Cao, Su Yang, Duqu Wei, and Ronglong Zhou. An optimized image watermarking method based on hd and svd in dwt domain. *IEEE Access*, 2019.
- [88] Yunpeng Liu, Kexin Li, Zhuotao Liu, Bihan Wen, Ke Xu, Weiqiang Wang, Wenbiao Zhao, and Qi Li. Provenance of training without training data: Towards privacy-preserving DNN model ownership verification. In *the ACM Web Conference WWW*. ACM, 2023.
- [89] Der-Chyuan Lou, Hao-Kuan Tso, and Jiang-Lung Liu. A copyright protection scheme for digital images using visual cryptography technique. *Computer Standards & Interfaces*, 2007.
- [90] Varun Madathil, Alessandra Scafuro, István András Seres, Omer Shlomovits, and Denis Varlakov. Private signaling. In *USENIX Security Symposium, USENIX Security*, pages 3309–3326, 2022.
- [91] Ueli Maurer. Secure multi-party computation made simple. *Discrete Applied Mathematics*, (2):370–381, 2006.
- [92] Frank McKeen, Ilya Alexandrovich, Alex Berenzon, Carlos V Rozas, Hisham Shafi, Vedvyas Shanbhogue, and Uday R Savagaonkar. Innovative instructions and software model for isolated execution. *Hasp@isca*, 2013.
- [93] Alfred J Menezes, Paul C Van Oorschot, and Scott A Vanstone. *Handbook of applied cryptography*. CRC press, 2018.
- [94] Ahmad Moghimi, Gorka Irazoqui, and Thomas Eisenbarth. Cachezoom: How SGX amplifies the power of cache attacks. In Wieland Fischer and Naofumi Homma, editors, *Cryptographic Hardware and Embedded Systems - CHES 2017 - 19th International Conference, Taipei, Taiwan, September 25-28, 2017, Proceedings*, volume 10529 of *Lecture Notes in Computer Science*, pages 69–90. Springer, 2017.
- [95] Kit Murdock, David Oswald, Flavio D. Garcia, Jo Van Bulck, Daniel Gruss, and Frank Piessens. Plundervolt: Software-based Fault Injection Attacks against Intel SGX. In *2020 IEEE Symposium on Security and Privacy*, pages 1466–1482, 2020.
- [96] Yoshimichi Nakatsuka, Ercan Ozturk, Andrew Paverd, and Gene Tsudik. {CACTI}: Captcha avoidance via client-side {TEE} integration. In *USENIX Security Symposium (USENIX Security)*, 2021.
- [97] Arezou Soltani Panah, Ron Van Schyndel, Timos Sellis, and Elisa Bertino. On the properties of non-media digital watermarking: a review of state of the art techniques. *IEEE Access*, 2016.
- [98] Rafael Pass, Elaine Shi, and Florian Tramèr. Formal abstractions for attested execution secure processors. In *Advances in Cryptology - EUROCRYPT Annual International Conference on the Theory and Applications of Cryptographic Techniques*, 2017.

- [99] Erwin Quiring, Daniel Arp, and Konrad Rieck. Forgotten siblings: Unifying attacks on machine learning and digital watermarking. In *IEEE (EuroS&P)*, 2018.
- [100] Jaak Randmets. An Overview of Vulnerabilities and Mitigations of Intel SGX Applications, 2021. [Online] Accessed: 2023-01-05.
- [101] Anil Rao. Rising to the challenge – data security with intel confidential computing. <https://community.intel.com/t5/Blogs/Products-and-Solutions/Security/Rising-to-the-Challenge-Data-Security-with-Intel-Confidential/post/1353141>, January 2022. [Online] Accessed: 2023-10-05.
- [102] Alfredo Rial, Josep Balasch, and Bart Preneel. A privacy-preserving buyer–seller watermarking protocol based on priced oblivious transfer. *IEEE Transactions on Information Forensics and Security*, 2010.
- [103] Alfredo Rial, Mina Deng, Tiziano Bianchi, Alessandro Piva, and Bart Preneel. A provably secure anonymous buyer–seller watermarking protocol. *IEEE Transactions on Information Forensics and Security*, 2010.
- [104] Debasri Saha and Susmita Sur-Kolay. Secure public verification of ip marks in fpga design through a zero-knowledge protocol. *IEEE transactions on very large scale integration (VLSI) systems*, 2011.
- [105] Masoumeh Shafieinejad, Nils Lukas, Jiaqi Wang, Xinda Li, and Florian Kerschbaum. On the robustness of backdoor-based watermarking in deep neural networks. In *ACM Workshop on Information Hiding and Multimedia Security*, 2021.
- [106] Adi Shamir. How to share a secret. *Communications of the ACM*, 1979.
- [107] Mohamed Shehab, Elisa Bertino, and Arif Ghafoor. Watermarking relational databases using optimization-based techniques. In *IEEE TKDE*, 2007.
- [108] Ming-Wei Shih, Sangho Lee, Taesoo Kim, and Marcus Peinado. T-SGX: Eradicating Controlled-Channel Attacks Against Enclave Programs. In *NDSS Symposium*, 2017.
- [109] Ved Prakash Singh and Preet Pal. Survey of different types of captcha. *International Journal of Computer Ccience and Information Technologies*, 2014.
- [110] Radu Sion, Mikhail Atallah, and Sunil Prabhakar. Rights protection for relational data. *IEEE transactions on knowledge and data engineering*, 2004.
- [111] Sandeep Tamrakar, Jian Liu, Andrew Paverd, Jan-Erik Ekberg, Benny Pinkas, and N. Asokan. The circle game: Scalable private membership test using trusted hardware. In *Proceedings of the 2017 ACM on Asia Conference on Computer and Communications Security*, ASIA CCS '17, 2017.
- [112] Buse GA Tekgul, Yuxi Xia, Samuel Marchal, and N Asokan. Waffle: Watermarking in federated learning. In *IEEE SRDS*, 2021.
- [113] Florian Tramer, Fan Zhang, Huang Lin, Jean-Pierre Hubaux, Ari Juels, and Elaine Shi. Sealed-glass proofs: Using transparent enclaves to prove and sell knowledge. In *IEEE European Symposium on Security and Privacy (EuroS&P)*, 2017.
- [114] Yusuke Uchida, Yuki Nagai, Shige-yuki Sakazawa, and Shin'ichi Satoh. Embedding watermarks into deep neural networks. In *ACM ICMR*, 2017.
- [115] Ramarathnam Venkatesan, Vijay Vazirani, and Saurabh Sinha. A graph theoretic approach to software watermarking. In *International Workshop on Information Hiding*. Springer, 2001.
- [116] Alexander Viand, Patrick Jattke, and Anwar Hithnawi. Sok: Fully homomorphic encryption compilers. In *IEEE Symposium on Security and Privacy (SP)*, 2021.
- [117] Wenhao Wang, Guoxing Chen, Xiaorui Pan, Yinqian Zhang, XiaoFeng Wang, Vincent Bindschaedler, Haixu Tang, and Carl A. Gunter. Leaky cauldron on the dark land: Understanding memory side-channel hazards in *sgx*. In *Proceedings of the 2017 ACM SIGSAC Conference on Computer and Communications Security*, CCS '17, page 2421–2434, New York, NY, USA, 2017. Association for Computing Machinery.
- [118] David M Williams, Helen Treharnea, and Anthony TS Ho. On the importance of one-time key pairs in buyer–seller watermarking protocols. In *International Conference on Security and Cryptography (SECRYPT)*, 2010.
- [119] Yuanzhong Xu, Weidong Cui, and Marcus Peinado. Controlled-Channel Attacks: Deterministic Side Channels for Untrusted Operating Systems. In *2015 IEEE Symposium on Security and Privacy*, pages 640–656. IEEE, May 2015.
- [120] Vijay Kumar Yadav, Nitish Andola, Shekhar Verma, and S Venkatesan. A survey of oblivious transfer protocol. *ACM Computing Surveys (CSUR)*, 2021.
- [121] Gang Yan and Jian Li. Towards latency awareness for content delivery network caching. In *2022 USENIX Annual Technical Conference, USENIX ATC 2022, Carlsbad, CA, USA, July 11-13, 2022*, pages 789–804. USENIX Association, 2022.
- [122] Andrew Chi-Chih Yao. How to generate and exchange secrets (extended abstract). In *Annual Symposium on Foundations of Computer Science*, 1986.
- [123] Samee Zahur, Mike Rosulek, and David Evans. Two halves make a whole - reducing data transfer in garbled circuits using half gates. In *Advances in Cryptology - EUROCRYPT 2015 - 34th Annual International Conference on the Theory and Applications of Cryptographic Techniques, Sofia, Bulgaria, April 26-30, 2015, Proceedings, Part II*, pages 220–250, 2015.
- [124] Fan Zhang, Ethan Cecchetti, Kyle Croman, Ari Juels, and Elaine Shi. Town crier: An authenticated data feed for smart contracts. In *ACM CCS*, 2016.
- [125] Fan Zhang, Deepak Maram, Harjasleen Malvai, Steven Goldfeder, and Ari Juels. Deco: Liberating web data using decentralized oracles for tls. In *ACM CCS*, 2020.
- [126] Jie Zhang, Dongdong Chen, Jing Liao, Han Fang, Weiming Zhang, Wenbo Zhou, Hao Cui, and Nenghai Yu. Model watermarking for image processing networks. In *AAAI Conference on Artificial Intelligence*, 2020.

APPENDIX A

OPTIMIZATION OF PUPPY VIA MEMOIZATION (CONT'D)

Cache Hit Ratio. Before delving deeper into the cache hit ratio analysis, we shall investigate the probabilities of corner cases of our approach as follows:

- $Pr[h_l = h' | sim_l = 0]$. Consider a new entry and existing entry in \mathcal{C} produce the same hashing value but the similarity is 0. If $res_l = 1$, then this entry must be inserted to the top of \mathcal{C} . However, the probability of this happening is closed to zero due to watermarking detection. Watermarking techniques such as FreqyWM show that two assets must be similar enough to have a detection resulting a positive value (i.e., $res_l = 1$).
- $Pr[h_l \neq h' | sim_l = 100]$. If two assets are the same, then their perceptual hashing values must be the same. Thus, the probability of this edge case is zero.

Therefore, we are interested in probability of two assets with the same perceptual hashing where the similarity of them is over the threshold t denoted as $p_l = Pr[h_l = h' | sim_l \geq t]$. p_l determines the probability of D_w^l to produce the same LSH value with D_w' . p_l can follow different probability distributions (e.g., Uniform, Normal). While we leave the concrete and extensive theoretical analysis of the hit ratio of our approach in the future, we refer readers to other caching mechanisms [64], [121].

A. Evaluation

A caching strategy may need to optimize its memory due to diverse entry size. However, in *Puppy*, values to be cached are fixed and have the same size. Therefore, our caching approach has an advantage compared to simple LRU-based caching mechanism thanks to unique features of *Puppy*; thus, we do not elongate our discussion with a cache memory management. We implemented the proportional-caching as defined in Section VII as a dictionary where $\langle h, id \rangle$ is key and $\langle res, sim \rangle$ is value and `MinHash` as a perceptual hashing. In our experiments, we randomly generated 250 key and value pairs and for each sampled key-pair, we created a cache with various capacity as [10, 20, 50, 100, 250]. We run our approach 100 times and take the mean of total computations.

For our evaluation, we compare the proportional caching, denoted by LRU – Prop which is a modified LRU as defined in Section VII. We first implemented a simple LRU denoted by LRU – Base. In LRU – Base, a cache hit occurs if and only if a request $\langle h, id, sim \rangle$ exists in the cache, then it is moved to the head of the cache. In LRU – Base, there is no similarity check to avoid multiple entries of the same $\langle h, id \rangle$ tuple with different similarity values sim . To show how our similarity approach affects cache hit ratio if a traditional LRU, we tested two approaches with the following two types of requests:

- **Type-1 (Fixed Similarity):** Created 250 key-value pairs are inserted into a cache according to the caching decision policy. Then the keys $((h, id))$ are requested with the same similarity value from the cache.

- **Type-2 (Flexible Similarity):** Generation of key-value pairs and insertion are the same as *Type-1*. However, when we request a result for a key with some certain similarity, for each key, we randomly assigned different similarity. The reason is to evaluate how our similarity check addition we introduce improves the performance.

Figure 3 illustrates the correlation between cache hit ratio and cache capacity for LRU, and LRU – Prop. LRU – Base represents the evaluation results of the cache hit ratio of the traditional LRU using the requests defined as *Type-1* while LRU – Base – R represents the results of LRU when it is computed on the requests defined as *Type-2*. For LRU – Prop, there is no significant difference whether the request is *Type-1* or *Type-2*. Thus, there is only one evaluation results for it in the figure.

[LRU – Base vs. LRU – Base – R]. As shown by Figure 3, if a traditional LRU was directly applied to *Type-2* requests as in our use case scenario, the cache hit ratio of LRU – Base – R is below 0.02 in average. This is expected since there is no similarity comparison (i.e., returning *res* by comparing the cached similarity and requested similarity). However, to have a fair comparison, we evaluated *Type-1* requests, again it assumes that the same similarity values will be requested (which is not realistic real-life scenario). In this case, LRU – Base performs better than LRU – Base – R. Since we requested exactly the same entries again, when the cache size is equal to the number of requests (i.e., 250), LRU – Base’s hit ratio reaches to 1.

[LRU – Prop vs. LRU – Base – R]. Let us now compare how LRU – Base – R and LRU – Prop perform when a real-world use case scenario occurs. As shown, LRU – Prop outperforms LRU – Base – R drastically by 60× in average while it is 1.5× in average compared to LRU – Base. Overall, our experimental results support our claim that our caching approach is a more effective policy for the real-world use case of data economy design, and a direct application of the LRU caching to *Puppy* does not improve the performance. However, we plan to investigate our approach using real-life assets and fully implement it in large scale (e.g., a higher number of datasets, cache capacities) in the future.

B. Further Analysis

In this section we further analyse the overhead introduced to \mathcal{H} in terms of computation complexity and the security

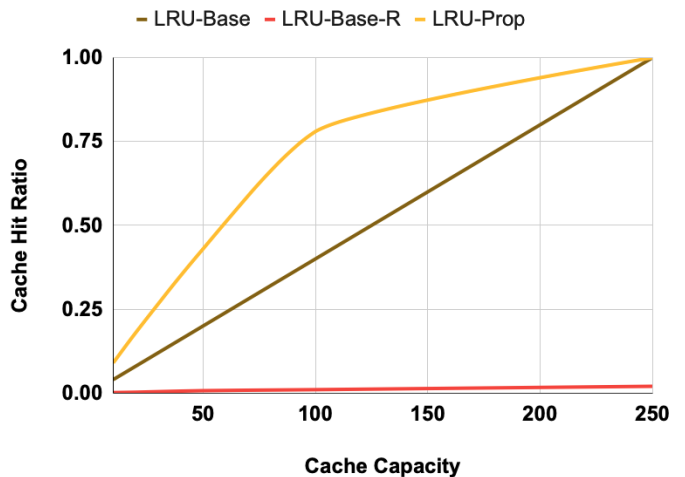


Fig. 3. Hit ratio analysis of LRU – Base and LRU – Prop.

analysis when integrating memoization to *Puppy*.

Computation Overhead. \mathcal{H} has to compute a perceptual hashing (e.g., MinHash) per request. Our results show that running a *MinHash* for two (small size) datasets which generated as in *FreqyWM*, it takes less than 0.01ms.

Security Analysis. Since verification with memoization neither requires any token information or computes any function on the watermarking secret, there is no attack scenario that a malicious \mathcal{H} or \mathcal{P} can break any of the security requirements (see also our discussion in Section VII-C for other possible attack scenarios).

APPENDIX B FURTHER PRIMITIVES

A. Finding the Position of an Entry

To determine the position of an entry $\langle h, id, res, sim \rangle$ to add in the cache and move up to the correct position after a cache hit, we shall convert a given similarity $sim \in [0, 100]$ to a position in the cache \mathcal{C} . Let us define this conversion $f_{res}(sim)$ considering the value of res .

$$f_{res}(sim) = \begin{cases} [0, c - 1], & \text{for } res = 1 \\ c - f_1(sim), & \text{for } res = 0 \end{cases}$$

We derive our equations for f basing on the an interval shifting $[a, b] \rightarrow [x, y]$ which is formulated as :

$$f(m) = x + \left(\frac{y - x}{b - a}\right) \times (m - a)$$

where $m \in [a, b]$. Replacing $[a, b] \rightarrow [x, y]$ with $[0, 100] \rightarrow [0, c - 1]$, we derive the following equation:

$$f(sim) = \frac{(c - 1) \times sim}{100}$$

where $sim \in [0, 100]$. Hence applying the equation above, we have the following equations to determine the position of an entry considering its similarity and result in \mathcal{C} as:

$$f_{res}(sim) = \begin{cases} \frac{(c-1) \times sim}{100}, & \text{for } res = 1 \\ c - \frac{(c-1) \times sim}{100}, & \text{for } res = 0 \end{cases}$$

Note that with this conversion, a position of a similarity value (which could be a decimal value) may have the same position with another similarity. For instance, let $sim = 98$ and $sim = 98.5$ be two similarity values of two entries to be cached with the same result and assume $c = 100$. Then, the positions of the entries will be same.

B. Watermarking Primer (Cont'd.)

We define common properties of watermarking which we are inspired from [13], [24] as follows:

Definition 1 (Correctness): The algorithms (SecretGen, Insert, Detect) should work correctly for an honest owner. In other words, correctness states that an honest owner should verify the watermark with its correct corresponding sec that is generated honestly. Correctness formally requires:

$$Pr[sec \leftarrow \text{SecretGen}(1^\lambda); D_w \leftarrow \text{Insert}(D_o, sec) : \text{Detect}(D_w, sec) = \text{accept}] = 1$$

Definition 2 (Unremovability): An adversary is unable to remove a watermark, even if it knows about the existence of a watermark and knows the algorithm that was used in the process. For every PPT algorithm \mathcal{A} , the chance of winning the following game is negligible:

- 1) Compute $sec \leftarrow \text{SecretGen}(1^\lambda)$
- 2) $D_w \leftarrow \text{Insert}(D_o, sec)$
- 3) Run \mathcal{A} and compute $\tilde{D}_w \leftarrow \mathcal{A}(D_w)$
- 4) \mathcal{A} wins if $\tilde{D}_w \approx D_w$ and $\text{Detect}(\tilde{D}_w, sec) = \text{reject}$

Definition 3 (Unforgeability): An adversary only knowing the watermarked asset but not sec is unable to convince a third party that it owns the asset. For every PPT algorithm \mathcal{A} , the chance of winning the following game is negligible:

- 1) Compute $sec \leftarrow \text{SecretGen}(1^\lambda)$
- 2) $D_w \leftarrow \text{Insert}(D_o, sec)$
- 3) Run \mathcal{A} and compute $(\tilde{D}_w, sec') \leftarrow \mathcal{A}(D_w)$
- 4) \mathcal{A} wins if $\text{Detect}(\tilde{D}_w, sec') = \text{accept}$

Definition 4 (Non-trivial Ownership): An adversary cannot create a valid sec for a watermarked data D_w , before getting any knowledge about D_w . For every PPT algorithm \mathcal{A} , the chance of winning the following game is negligible:

- 1) $sec' \leftarrow \mathcal{A}()$
- 2) Compute $sec \leftarrow \text{SecretGen}(1^\lambda)$
- 3) $D_w \leftarrow \text{Insert}(D_o, sec)$
- 4) \mathcal{A} wins if $\text{Detect}(D_w, sec') = \text{accept}$

C. Perceptual Hashing

Perceptual hashing algorithms generate a fingerprint for assets so that similar-looking content will be mapped to the same or similar hash values. More formally, we use PHash to denote a perceptual hashing function. To make it more

comprehensible, we abuse the notation and describe PHash as a two-input function. Given an input asset D_1 and D_2 , the function produces a binary string as the hash value: $h = \text{PHash}(D_1, D_2)$, where $h \in \{0, 1\}^\lambda$. Now, assume that D_2 is a slightly modified version of D_1 (the two assets are similar) and D_3 denotes an asset that is different from D_1 . Let h_1 , h_2 , and h_3 generated from a perceptual hash family H_p be the hash values of D_1 , D_2 , and D_3 , respectively. PHash basically generates a hash value on D_1 while meeting the following requirements [52]: (1) unpredictability of hash values: $Pr[H_p(D_1) = h] \approx \frac{1}{2^\lambda}$, $\forall h \in \{0, 1\}^\lambda$; (2) independence of inputs: $Pr[H_p(D_1) = h_1 | H_p(D_3) = h_3] = Pr[H_p(D_1) = h_1]$, $\forall h_1, h_3 \in \{0, 1\}^\lambda$; (3) producing the similar hash values for perceptually similar assets: $Pr[H_p(D_1) = H_p(D_2)] \approx 1$; and (4) producing distinct values for different assets: $Pr[H_p(D_1) = H_p(D_3)] \approx 0$.

D. Digital Signature

A digital signature is an authentication mechanism, consisting of three PPT algorithms (KeyGen, Sign, Verify):

- KeyGen(1^λ) generates a secret signing key ssk and a corresponding public verification key pvk ;
- Sign(ssk, m) produces a signature σ of a given message m , using ssk ; and
- Verify(pvk, σ, m) either *accepts* (e.g., outputs 1) or *rejects* (e.g., outputs 0) the claim that given (m, σ) , σ is a valid signature of m , using pvk .

We assume a digital signature secure against adaptive existential forgery attacks. No PPT adversary holding ssk can generate a valid signature on a new message [73], [93].

E. SGX Functionality

We adopt the SGX functionality defined previously by Pass et al. [98] (as adopted by many TEE-based applications, e.g. [124]). Specifically, we use a global functionality \mathcal{F}_{SGX} to denote (an instance of) an SGX functionality parameterized by a (group) signature scheme Sign as presented below. `progenclave` denotes the SGX enclave program. Upon initialization, \mathcal{F}_{SGX} runs `out := progenclave.Init()` and attests to the code of `progenclave` as well as `out`. Upon a resume call with $(id, params)$, \mathcal{F}_{SGX} runs and outputs the result of `progenclave.Resume(id, params)`.

Ideal Functionality \mathcal{F}_{SGX}

Embedded: ssk

`progenclave`: denotes SGX enclave program

Initialize:

- `out := progenclave.Init()`
- `$\sigma_{att} := \text{Sign}(ssk, \text{prog}_{enclave} || \text{out})$`

Output: $\langle \sigma_{att}, \text{out} \rangle$

Resume:

On receive $(\text{resume}, id, \text{params})$

`out := progenclave.Resume(id, params)`

F. Symmetric Encryption Scheme (SE)

SE is a form of encryption that uses the same secret key for both encryption and decryption, which consists of three PPT algorithms, (Gen, Enc, Dec):

- $\text{Gen}(1^\lambda)$ generates a secret key k ;
- $\text{Enc}(k, m)$ encrypts a message m using the secret key k and outputs a ciphertext c ; and
- $\text{Dec}(k, c)$ decrypts a ciphertext c using the secret key k and outputs a message m such that $c \leftarrow \text{Enc}(k, m)$.

We assume a semantically secure SE scheme, i.e., the ciphertexts of two different messages are indistinguishable.

G. Oblivious Transfer

Oblivious transfer (OT) is a fundamental cryptographic primitive commonly used as a building block in MPC. In an OT [120], a sender S has two inputs x_0 and x_1 . A receiver R has a selection bit $b \in \{0, 1\}$ and wants to obtain x_b without learning anything else (i.e., x_{1-b}) or revealing b to S .

H. Garbled Circuits (GC)

A *circuit garbling* scheme was introduced by Yao [122] in passive security. For our work, we use the abstraction presented by Bellare et al. [28]. A garbling scheme consists of five algorithms: Garble, Encode, Eval, Decode, and evaluate.

- $(F, e, d) \leftarrow \text{Garble}(1^\lambda, f)$: Garbling algorithm Garble takes an original function f , describing the function $\text{evaluate}(f, \cdot) : \{0, 1\}^n \leftarrow \{0, 1\}^m$ and security parameter λ and returns garbled circuit F , encoding information e which encodes an initial input to garbled input, and decoding information d which maps garbled output to final output.
- $X \leftarrow \text{Encode}(e, x)$: Encoding algorithm Encode encodes an initial input x using encoding information e to garbled input X .
- $Y \leftarrow \text{Eval}(F, X)$: Garbled evaluation algorithm Eval taking the garbled circuit F and garbled input X as an input maps a garbled input X to garbled output Y .
- $y \leftarrow \text{Decode}(d, Y)$: Decoding algorithm Decode maps garbled output Y to final output y using decoding information d .
- $y \leftarrow \text{evaluate}(f, x)$: Evaluation algorithm evaluate, takes an initial input x and the function f and returns the final output y .

We briefly describe here the key properties satisfied by garbling schemes. First, it must be correct: Given that $f \in \{0, 1\}^*$, $\lambda \in \mathbb{N}$, $x \in \{0, 1\}^{f.n}$ and $(F, e, d) \in [\text{Garble}(1^\lambda, f)]$ then $\text{Decode}(d, \text{Eval}(F, \text{Encode}(e, x))) = \text{evaluate}(f, x)$. Second, it must be private: given F and X , the evaluator should not learn anything about x or f except the size of f and the output y .

APPENDIX C

FORMAL DEFINITION AND SECURITY PROOF

A. Formal Definition

To denote a two-party protocol between two parties, P_1 and P_2 , we use the notation:

$$P_1[\text{output}_{P_1}], P_2[\text{output}_{P_2}] \leftarrow \text{Protocol}(P_1[\text{input}_{P_1}], P_2[\text{input}_{P_2}]).$$

Ownership generation phase is formally defined as follows:

Ownership Generation Phase

On input of the security parameter λ and D_o from \mathcal{O} , generate D_w , using sec , and identifier id for D_o and distribute $(tk_{\mathcal{H}}, tk_{\mathcal{P}})$ as follows:

$$\mathcal{O}[id, D_w, sec], \mathcal{H}[id, D_w, tk_{\mathcal{H}}], \mathcal{P}[id, tk_{\mathcal{P}}] \leftarrow \text{Generate}(\mathcal{O}[D_o, 1^\lambda]),$$

Verification phase is formally defined as follows:

Verification Phase

On input of id , D_w , authorization token $tk_{\mathcal{H}}$ from \mathcal{H} , and a database of assignment tokens DB from \mathcal{P} , determine validity of D_w as follows:

$$\mathcal{H}[res] \leftarrow \text{Verify}(\mathcal{H}[id, tk_{\mathcal{H}}, D_w], \mathcal{P}[\text{DB}]),$$

where res is '1' for valid or '0' for invalid result.

B. Security Definition

We define the security of Puppy (based on Figure 1) via the *ideal and real world* paradigm [38]. Intuitively, any adversary in the real-world protocol Π_{Puppy} should not learn anything more than it learns from the ideal world while communicating with the ideal functionality $\mathcal{F}_{\text{Puppy}}$.

- **Ideal World:** consists of owner \mathcal{O} , holder \mathcal{H} , prover \mathcal{P} , and ideal functionality $\mathcal{F}_{\text{Puppy}}$.
- **Real World:** consists of \mathcal{O} , \mathcal{H} , and \mathcal{P} . They run the real-world protocol $\Pi_{\text{Puppy}} := (\text{Generate}, \text{Verify})$.

Ideal Functionality $\mathcal{F}_{\text{Puppy}}$

Ownership Generation:

- 1) receives D_o from the owner \mathcal{O} .
- 2) generates sec and the tokens $(tk_{\mathcal{H}}, tk_{\mathcal{P}})$, and computes D_w , and id .
- 3) sends (id, D_w, sec) to \mathcal{O} , $(id, D_w, tk_{\mathcal{H}})$ to \mathcal{H} and $(id, tk_{\mathcal{P}})$ to \mathcal{P} .
- 4) stores all data in the database DB.

Verification:

- 1) receives $(id, tk_{\mathcal{H}}, D_w)$ from \mathcal{H} and DB of $(id, tk_{\mathcal{P}})$ from \mathcal{P} .
- 2) aborts if the following occurs and sends (abort) to \mathcal{H} :
 - $id \neq \text{IDGen}(D_w)$; or
 - $id \notin \text{DB}$.
- 3) performs the watermark detection algorithm and sends res to \mathcal{H} .

Definition 5 (Publicly Verifiable Watermarking Protocol): Let Π_{Puppy} be a PPT protocol for publicly verifiable watermarking. We say that Π_{Puppy} is secure if for every non-uniform PPT real-world adversary \mathcal{A} , there exists a non-uniform PPT ideal world simulator \mathcal{S} such that all transcripts

among parties and outputs between the real and ideal worlds are computationally indistinguishable;

$$\{\text{IDEAL}_{\mathcal{F}_{\text{Puppy}}}^{S(\text{aux})}(\text{sec}, D_o, D_w, \lambda)\} \approx_c \{\text{REAL}_{\Pi_{\text{Puppy}}}^A(\text{aux}, \text{sec}, D_o, D_w, \lambda)\}$$

where $\text{aux} \in \{0,1\}^*$ is the auxiliary input and λ is the security parameter.

C. Illustration of Puppy-TEE

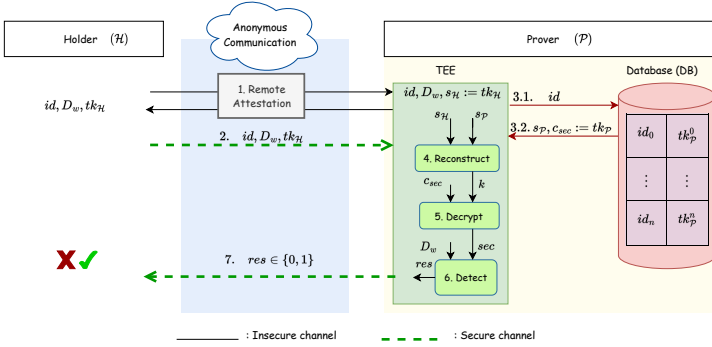


Fig. 4. Puppy-TEE Verification phase.

D. Security Proof of Puppy-TEE

In this section we prove Puppy-TEE as define in Appendix D-A. Note that the security of Puppy-TEE in Section 4.6 can be proven in a very similar manner. We assume \mathcal{O} is honest and the static malicious adversary \mathcal{A} can corrupt either \mathcal{H} or \mathcal{P} , not both at the same time. Thus, to show the security of Puppy-TEE according to the Definition 5, we need to construct ideal-world simulators for the views of \mathcal{H} and \mathcal{P} . We assume a TEE (i.e., SGX) abstraction as a trusted third party defined by a global functionality similar to [124], [113]. Theorem 1 shows the security of Puppy-TEE with \mathcal{A} corrupting \mathcal{H} and Theorem 2 shows one with \mathcal{A} corrupting \mathcal{P} .

Theorem 1: Our Puppy-TEE is secure according to Definition 5 against any non-uniform PPT adversary \mathcal{A} corrupting \mathcal{H} assuming the underlying secret sharing scheme, and watermarking scheme are secure, the TEE on \mathcal{P} is secure (implementing secure memory, remote attestation (RA), and controlled invocation), and the cryptographic hash function is collision-resistant.

Proof 1: The simulator \mathcal{S} simulates honest parties in the real world, i.e., \mathcal{O} , \mathcal{P} , and the TEE, while \mathcal{S} simulates corrupted parties in the ideal world, i.e., \mathcal{H} . \mathcal{S} behaves as follows:

Ownership Generation Phase:

- 1) Once receiving a message $\langle id, D_w, tk_{\mathcal{H}} \rangle$ from $\mathcal{F}_{\text{Puppy}}$, \mathcal{S} :
 - a) generates a watermarked asset D'_w by running the insertion algorithm based on a different asset D'_o from the same space of the asset (of \mathcal{O}) and a different watermarking secret $sec' \leftarrow \text{SecretGen}(1^\lambda)$ as $D'_w \leftarrow \text{Insert}(D'_o, sec')$;

- b) randomly chooses an element $s'_{\mathcal{H}}$ from the message space of $tk_{\mathcal{H}}$;
- c) sends $\langle id, D_w, s'_{\mathcal{H}} \rangle$ to \mathcal{H} in the real world;
- d) \mathcal{S} stores all the data (i.e., for identifier, watermarked data, random share, and the original share received by $\mathcal{F}_{\text{Puppy}}$) in its database.

Verification Phase:

- 1) \mathcal{S} simulates a TEE in the real world, assuming it receives a valid signature key pair $\langle sk, vk \rangle$ from the manufacturer:

Remark. Note that \mathcal{S} simulates TEE since TEE is assumed to be honest. Therefore, \mathcal{S} receives whatever TEE receives and outputs.

 - a) \mathcal{S} runs RA with \mathcal{H} using sk and obtains a symmetric key used for a TLS session.

Note. Hereafter all communication with \mathcal{H} (in the real world) and \mathcal{S} are assumed to be encrypted under this key (for secure channel).
 - 2) \mathcal{H} sends $\langle \tilde{id}, \tilde{D}_w, \tilde{s}'_{\mathcal{H}} \rangle$ to \mathcal{S} over the secure channel.
 - 3) \mathcal{S} checks if $\langle \tilde{id}, \tilde{D}_w, \tilde{s}'_{\mathcal{H}} \rangle$ exists within their database (i.e., $\tilde{id} = id, \tilde{D}_w = D_w$, and $\tilde{s}'_{\mathcal{H}} = s'_{\mathcal{H}}$):
 - a) If so, \mathcal{S} retrieves the correct share $tk_{\mathcal{H}}$ from the database and sends $\langle id, D_w, tk_{\mathcal{H}} \rangle$ to $\mathcal{F}_{\text{Puppy}}$;
 - b) Otherwise, \mathcal{S} sends $\langle id, D_w, s'_{\mathcal{H}} \rangle$ to $\mathcal{F}_{\text{Puppy}}$;
 - 4) \mathcal{S} sends back the result res received from $\mathcal{F}_{\text{Puppy}}$ to \mathcal{H} .

Claim 1: The view of \mathcal{A} (corrupting \mathcal{H}) in their interaction with the \mathcal{S} is indistinguishable from the view in their interaction with the real-world honest parties.

\therefore We prove this claim via a sequence of hybrid games. The initial game corresponds to the real protocol, whereas the final game corresponds to the simulator \mathcal{S} described above. In each game, we change some steps of Puppy-TEE with steps that are different in the simulation above, whereas the final game corresponds to the simulator defined above without knowing the actual values of the honest parties \mathcal{P} and \mathcal{O} . We start our first game with the inputs of honest parties as in Puppy-TEE. Then, we send a different watermarked asset from the real watermarked asset. Lastly, we embed a random element chosen from the space of the real share. The last game corresponds to the simulator above without knowing the actual inputs of the honest parties. The details of the games with their reductions are below:

- **Game H_1 :** In this game, we use the inputs of honest parties as the inputs of our simulation. Our simulation is identical to Puppy-TEE.
- **Game H_2 :** It is same as H_1 except that the honest party sends a different watermarked asset D'_w . D'_w is computed by Insert with inputs D'_o and sec' which are randomly chosen from the asset space and watermarking key space, respectively.
- **Game H_3 :** It is the same as H_2 except that the honest party sends a different share $s'_{\mathcal{H}}$ which is randomly chosen from the share space of the secret sharing scheme used in Puppy-TEE.

We use the hybrid argument to show the indistinguishability of H_1 and H_3 . If \mathcal{A} can distinguish H_1 and H_3 with a non-negligible advantage, then \mathcal{A} must distinguish the H_i from

H_{i+1} for some i . If so, we can construct an algorithm \mathcal{B} that breaks the underlying watermarking scheme or secret sharing scheme. To be specific, the distinguishability of each game has the reduction below:

- **Reduction 1:** A secure watermarking ensures that D_w reveals no information about the sec and any two watermarked data are indistinguishable without the sec . Thus, \mathcal{A} cannot distinguish Game H_1 from Game H_2 . If it can, then one can use \mathcal{A} to construct an algorithm \mathcal{B} that breaks the security of the watermarking scheme.
- **Reduction 2:** A secure secret sharing scheme ensures that the individual shares reveal no information about the secret unless they are in the access structure. If \mathcal{A} can distinguish Game H_2 and Game H_3 , then it means \mathcal{A} can distinguish actual secret share from the random share so that one can use \mathcal{A} to construct an algorithm \mathcal{B} that breaks the security of underlying secret sharing scheme.

Since both schemes are assumed to be secure, these are the contradictions. Therefore, there is no such \mathcal{B} and no such \mathcal{A} , which means the execution of the real-world protocol PUPPY-TEE is indistinguishable against the interactions with the ideal-world $\mathcal{F}_{\text{Puppy}}$, i.e., PUPPY-TEE is a secure PUPPY against the malicious \mathcal{H} , according to the Definition 5.

Theorem 2: Our PUPPY-TEE is secure according to Definition 5 against any non-uniform PPT adversary \mathcal{A} corrupting \mathcal{P} assuming the underlying secret sharing scheme and watermarking scheme are secure, the TEE on \mathcal{P} is secure (implementing secure memory, remote attestation (RA), and controlled invocation), and the cryptographic hash function is collision-resistant.

Proof 2: The simulator \mathcal{S} simulates the honest parties in the real world, i.e., \mathcal{O} and \mathcal{H} , while it simulates the corrupted party in the ideal world, i.e., \mathcal{P} . \mathcal{S} behaves as follows:

Ownership Generation Phase:

- 1) Once receiving a message $\langle id, tk_{\mathcal{P}} \rangle$ from $\mathcal{F}_{\text{Puppy}}$, \mathcal{S} :
 - a) randomly chooses an element $s'_{\mathcal{H}}$ from the message space of $tk_{\mathcal{P}}$ and computes $sec' \leftarrow \text{Reconst}(s'_{\mathcal{H}}, tk_{\mathcal{P}})$;
 - b) runs the watermark insertion algorithm with D'_o and sec' and obtains the watermarked asset $D'_w \leftarrow \text{Insert}(D'_o, sec')$;
 - c) randomly chooses an element $s'_{\mathcal{P}}$ from the message space of $tk_{\mathcal{P}}$; and
 - d) sends $\langle id, s'_{\mathcal{P}} \rangle$ to \mathcal{P} in the real world;
 - e) \mathcal{S} stores all the data in two databases: DB and DB'. DB consists of correct shares and the identifiers, i.e., $(tk_{\mathcal{P}}, id)$, whereas DB' consists of random shares and the received identifiers, i.e., $(tk_{\mathcal{P}}^*, id)$, where $tk_{\mathcal{P}}^*$ is randomly chosen from the same space as $tk_{\mathcal{P}}$.

Verification Phase:

- 1) \mathcal{S} as a holder runs a RA with the \mathcal{P} in the real world to create a secure channel with \mathcal{P} .TEE over an anonymous communication. It aborts if the RA fails. Otherwise, it uses the secure channel to communicate with \mathcal{P} .TEE.
- 2) \mathcal{S} sends $\langle id, D'_w, s'_{\mathcal{H}} \rangle$ to the \mathcal{P} .TEE.
- 3) \mathcal{S} receives a response res' from \mathcal{P} (via TEE on it).

Claim 2: The view of adversary \mathcal{A} (corrupting \mathcal{P}) in their interaction with the \mathcal{S} is indistinguishable from the view in their interaction with the real-world honest parties.

\therefore We prove this claim via a sequence of hybrid games as the previous one. For instance, we start the first game with the inputs of honest parties as in PUPPY-TEE. Then, a random share is used as input which is in the same space as the real share. Lastly, a different watermarked asset is used as input. The last game corresponds to the simulator above without knowing the actual inputs of the honest parties. Each game is defined as follows:

- **Game H_1 :** In this game, we use the inputs of honest parties as the inputs of our simulation. Our simulation is identical to PUPPY-TEE.
- **Game H_2 :** It is the same as H_1 except that the honest party sends a different share $s'_{\mathcal{H}}$ which is randomly chosen from the share space of the secret sharing scheme used in PUPPY-TEE.
- **Game H_3 :** It is the same as H_2 except that the honest party sends a different watermarked asset which is computed with a different asset D'_o (from the same asset space of the watermarking scheme) and a different watermarking secret sec' where $sec' \leftarrow \text{Reconst}(s'_{\mathcal{H}}, tk_{\mathcal{P}})$.

We use the hybrid argument to show the indistinguishability of H_1 and H_3 . If \mathcal{A} can distinguish H_1 and H_3 with a non-negligible advantage, then \mathcal{A} must distinguish the H_i from H_{i+1} for some i . If so, we can construct an algorithm \mathcal{B} that breaks the underlying secret sharing scheme, TEE, and anonymous communication. To be specific, the distinguishability of each game has the reduction below:

- **Reduction 1:** A secure secret sharing scheme ensures that a share reveals no information about the secret. If \mathcal{A} can distinguish Game H_1 and Game H_2 , then it means \mathcal{A} can distinguish the actual share from the random share. Thus, one can use \mathcal{A} to construct an algorithm \mathcal{B} that breaks the security of the underlying secret sharing scheme.
- **Reduction 2:** A secure TEE with secure RA, controlled invocation, and isolated execution ensures:
 - the confidentiality of messages exchanged between TEE and \mathcal{H} via a secure channel (established through successful RA), and
 - the secure execution of software (e.g., the reconstruction of sec , the watermarking detection result res) run inside the TEE, and
 - no data leakage from the secure memory inside the TEE.

Hence, if \mathcal{A} can distinguish Game H_2 and Game H_3 , then it means \mathcal{A} can distinguish the different watermarked asset used either from the secure channel or from the TEE so that one can use \mathcal{A} to construct an algorithm \mathcal{B} that breaks the TEE guarantees.

Since both are assumed to be secure, there is no such \mathcal{B} nor \mathcal{A} . The execution of the real-world protocol PUPPY-TEE is indistinguishable from the interactions with the ideal-world simulator \mathcal{S} . Therefore, PUPPY-TEE is a secure PUPPY against the malicious \mathcal{P} , according to the Definition 5.

APPENDIX D
OTHER INSTANCES OF PUPPY

A. *Modified Puppy*

Ownership Generation Phase For this construction, we use Secret Sharing to generate the two tokens, where authorization token is denoted as $tk_{\mathcal{H}}$ and assignment token as $tk_{\mathcal{P}}$. The shares of sec for \mathcal{H} and \mathcal{P} , $s_{\mathcal{H}}$ and $s_{\mathcal{P}}$, are assigned to $tk_{\mathcal{H}}$ and $tk_{\mathcal{P}}$, respectively. \mathcal{O} generates id for D_w as well as these two tokens, and then sends $\langle id, tk_{\mathcal{H}}, D_w \rangle$ to \mathcal{H} , and $\langle id, tk_{\mathcal{P}} \rangle$ to \mathcal{P} . \mathcal{P} stores $\langle id, tk_{\mathcal{P}} \rangle$ in its database, DB, located outside of the TEE. Protocol V depicts this ownership generation phase mentioned above.

Protocol V: Ownership Generation

On input of D_o from \mathcal{O} , the ownership of \mathcal{O} ,

- 1) \mathcal{O} computes:
 - $sec \leftarrow \text{SecretGen}(1^\lambda)$
 - $D_w \leftarrow \text{Insert}(D_o, sec)$
 - $id \leftarrow \text{IDGen}(D_w)^*$
 - $(s_{\mathcal{H}}, s_{\mathcal{P}}) \leftarrow \text{Share}(sec, \{\mathcal{H}, \mathcal{P}\})$
 - $tk_{\mathcal{H}} := s_{\mathcal{H}}, tk_{\mathcal{P}} := s_{\mathcal{P}}$
- 2) $\mathcal{O} \rightarrow \mathcal{H}: \langle id, tk_{\mathcal{H}}, D_w \rangle$
- 3) $\mathcal{O} \rightarrow \mathcal{P}: \langle id, tk_{\mathcal{P}} \rangle$
- 4) $\mathcal{P}: \text{DB.Store}(id, tk_{\mathcal{P}})$

Verification Phase During the verification phase, \mathcal{H} verifies the watermark of \mathcal{O} using D_w and $tk_{\mathcal{H}}$ with id . First, \mathcal{H} performs a remote attestation (RA) on $\mathcal{P.TEE}$ over the anonymous communication channel (e.g., Tor). It aborts if the attestation fails. Otherwise, \mathcal{H} establishes a secure channel with $\mathcal{P.TEE}$, and from this point on, all messages between \mathcal{H} and $\mathcal{P.TEE}$ are sent through this secure channel. \mathcal{H} sends $\langle id, D_w, tk_{\mathcal{H}} \rangle$ to $\mathcal{P.TEE}$. Once $\mathcal{P.TEE}$ receives the request, it brings $tk_{\mathcal{P}}$ from the DB using id . It then reconstructs sec from the shares (via Reconst), where the shares, $s_{\mathcal{H}}$ and $s_{\mathcal{P}}$, are retrieved from the tokens, $tk_{\mathcal{H}}$ and $tk_{\mathcal{P}}$. After sec reconstruction, it runs Detect with sec and D_w , and obtains the result res . $\mathcal{P.TEE}$ replies with $\langle res \rangle$ to \mathcal{H} , and then erases all data including the watermarked asset, secret shares, and watermarking secret(s). Finally, \mathcal{H} returns Valid if res is '1' or Invalid otherwise. Protocol VI shows the aforementioned verification phase.

Protocol VI: Puppy-TEE Verification

On input of id , D_w , and $tk_{\mathcal{H}}$ from \mathcal{H} , and DB from \mathcal{P} , the verification phase is as follows:

- 1) $\mathcal{H} \xrightarrow{\text{Tor}} \mathcal{P.TEE}: \text{RA}$ (Section II-D)
- 2) $\mathcal{H} \rightarrow \mathcal{P.TEE}: \langle id, D_w, tk_{\mathcal{H}} \rangle$.
- 3) $\mathcal{P.TEE}: \text{Fetch} \langle id, tk_{\mathcal{P}} \rangle$ from $\mathcal{P.DB}$.
- 4) $s_{\mathcal{H}} := tk_{\mathcal{H}}, s_{\mathcal{P}} := tk_{\mathcal{P}}$
- 5) $\mathcal{P.TEE}: sec \leftarrow \text{Reconst}(s_{\mathcal{H}}, s_{\mathcal{P}})$.
- 6) $\mathcal{P.TEE}: res \leftarrow \text{Detect}(D_w, sec)$.
- 7) $\mathcal{P.TEE} \rightarrow \mathcal{H}: \langle res \rangle$
- 8) $\mathcal{P.TEE}: [\text{Erase All}]$
- 9) $\mathcal{H}: \text{If } res \equiv 1: \text{return Valid}$
Else: return Invalid.

B. *Puppy-2PC*

Puppy-2PC computes the steps as described in Appendix D-A such that all the computations occurred in TEE are computed over a 2PC protocol.

APPENDIX E
WATERMARKING SCHEMES

A. *FreqyWM*

FreqyWM [65] represents a category of watermarking schemes that is capable of inserting a watermark into a data set regardless of data type. After generating a histogram (based on the frequency of appearance of repeating tokens) from the data set, FreqyWM creates a pair for each entry and each other entry and calculates a hash of the pair using a secret key K , modulus of a secret integer z , resulting in a value m . FreqyWM then calculates the difference of the pair frequency values modulus of m and runs the result through an optimization algorithm to find the best entry pair that allows the final result to be 0 by modifying the frequency value of entries. The list of chosen pairs, K , and z are the secret values for FreqyWM. We implemented the watermark detection algorithm in C as FreqyWM does not have an open-source implementation. The total size of the combined secret values is about 2 kB. FreqyWM detection is presented in Algorithm I (see [65] for details). It takes four inputs: 1) a watermarked asset D_w ; 2) a watermarking secret sec which is a list as $sec = \{L_{wm}, K, z\}$, where L_{wm} is the list of watermarked pairs (u_i, u_j) , K is a high entropy value, and z is an (modulo) integer; 3) a *threshold* t to decide if a certain pair is watermarked; and 4) a *threshold* k representing the *minimum number of watermarked pairs* required to conclude whether D_w is a watermarked dataset.

Algorithm: FreqyWM Watermark Detection

(Computations outside of 2PC from Protocol III represented in blue.)

Input: $D_w, sec = \{L_{wm}, K, z\}, k, t$

Output: *accept/reject*

$D_w^{hist} = \text{Preprocess}(D_w)$

$count = 0, result = \text{reject}$

foreach $\{u_i, u_j\} \in L_{wm}$ **do**

if Found (u_i, u_j, D_w^{hist}) **then**

$s_{ij} = \text{Hash}(u_i || u_j || K) \bmod z$

if $(f_i - f_j) \bmod s_{ij} \leq t$ **then**

 | $count++$

end

end

end

if $count \geq k$ **then**

 | $result = \text{accept}$

end

Result: $result$

B. *OBT-WM*

OBT-WM [107] represents a category of watermarking schemes for numerical databases. OBT-WM first partitions

the database based on a secret key K , primary keys, and a predefined number of partitions $num_partitions$. Once the partitions are chosen, the values in the database are modified to encode a predefined watermark (a list of bits) wm by solving a constrained optimization problem. The watermark wm , $num_partitions$, and K are the secret values for OBT-WM. Similar to FreqyWM, OBT-WM also does not have an open-source code, so the watermark detection algorithm was implemented in C. The total size of the combined secret values is approximately 80 bytes.

C. IMG-WM

IMG-WM [89] represents a category of image watermarking schemes. IMG-WM assumes a monotone image (i.e., pixel values are either 0 or 255). During the watermark insertion phase, it first uses a Discrete Wavelet Transform (DWT) technique and divides the original image into ten sub-bands. From the ten sub-bands, it extracts the low and middle sub-bands L and M and computes new coefficients of the low sub-band L' using a secret key K , L , and M . Finally, a random share $share1$ is calculated according to the difference between L and L' and the watermark image, and another share $share2$ is generated by XOR-ing $share1$ with the watermark image. During the watermark detection phase, $share1$ and $share2$ are XOR-ed and checked for matching the watermark. $share1$, $share2$, and the watermark image are the secret values for IMG-WM. An open-source implementation of IMG-WM is provided at [1] that uses OpenCV [3] for the detection phase. Each share is about 80 kB in size, and therefore the total size of the combined secret values is approximately 240 kB.

D. DNN-WM

DNN-WM [13] represents a category of machine learning model watermarking schemes. DNN-WM uses a well-known attack called “backdooring” to purposefully train the model to categorize a set of predefined images (called *triggerset*) with a wrong label (called *watermark_label*). *triggerset* and *watermark_label* are the secret values for DNN-WM. An open-source implementation of DNN-WM is provided at [6] that uses PyTorch [4] for the insertion/detection phases. The size of the sample *triggerset* in the implementation is about 17 MB and *watermark_label* is 4 kB, therefore the total size of the secret value results in around 17 MB.