

Hubbard physics with Rydberg atoms: using a quantum spin simulator to simulate strong fermionic correlations

Antoine Michel,^{1,2,*} Loïc Henriët,³ Christophe Domain,¹ Antoine Browaeys,² and Thomas Ayrál⁴

¹*Electricité de France, EDF Recherche et Développement,
Département Matériaux et Mécanique des Composants,
Les Renardières, F-77250 Moret sur Loing, France*

²*Université Paris-Saclay, Institut d'Optique Graduate School,
CNRS, Laboratoire Charles Fabry, F-91127 Palaiseau Cedex, France*

³*PASQAL, 7 rue Léonard de Vinci, F-91300 Massy, France*

⁴*Eviden Quantum Laboratory, Les Clayes-sous-Bois, France*

We propose a hybrid quantum-classical method to investigate the equilibrium physics and the dynamics of strongly correlated fermionic models with spin-based quantum processors. Our proposal avoids the usual pitfalls of fermion-to-spin mappings thanks to a slave-spin method which allows to approximate the original Hamiltonian into a sum of self-correlated free-fermions and spin Hamiltonians. Taking as an example a Rydberg-based analog quantum processor to solve the interacting spin model, we avoid the challenges of variational algorithms or Trotterization methods. We explore the robustness of the method to experimental imperfections by applying it to the half-filled, single-orbital Hubbard model on the square lattice in and out of equilibrium. We show, through realistic numerical simulations of current Rydberg processors, that the method yields quantitatively viable results even in the presence of imperfections: it allows to gain insights into equilibrium Mott physics as well as the dynamics under interaction quenches. This method thus paves the way to the investigation of physical regimes—whether out-of-equilibrium, doped, or multiorbital—that are difficult to explore with classical processors.

Decades of theoretical efforts have led to tremendous progress in the understanding of the exotic phases of strongly correlated electron systems. For instance, lots is known about the physics of their minimal model, the Hubbard model [1, 2]. Yet, the exponential difficulty of the underlying many-body problem still poses formidable challenges in low-temperature, doped phases relevant to cuprate superconductors, in multi-orbital settings relevant, for instance, to iron-based superconductors [3] and the recent Moiré superconductors [4], or in out-of-equilibrium situations like sudden quenches that lead to a fast growth of entanglement [5].

Quantum processors, i.e., controllable, synthetic quantum many-body systems [6], are promising to solve these outstanding challenges [7]. Ultracold fermionic atoms trapped in optical lattices were already implemented more than a decade ago [8–17] as the most direct, or "analog", quantum processors of fermions. They allowed to observe signatures of, for instance, Mott physics, while operating—so far—at temperatures too high to gain insights into pseudogap or superconducting phases.

In contrast, universal "digital" quantum processors rely on quantum bits encoded on two-level or "spin-1/2" systems, and operate logic gates on them. They in principle enable the simulation of the second-quantized fermionic problems explored in materials science [18] or chemistry [19]. Yet, early attempts are facing the physical limitations of these processors in terms of the number of qubits and number of gates that can be reliably executed before decoherence sets in. Fermionic systems are

particularly demanding due to the loss of locality of the Hamiltonian [20, 21] or the need for auxiliary qubits [22–24] that come with translating to a qubit language. Both constraints generically lead to longer quantum programs, and hence an increased sensitivity to imperfections. To alleviate those issues, hybrid quantum-classical methods [25, 26] such as the Variational Quantum Eigensolver (VQE, [27]) were proposed, with many developments but without clear-cut advantage so far.

Despite remarkable recent progress towards large-size digital quantum processors, "analog" quantum processors remain a serious alternative to explore fermionic problems. Beyond the aforementioned ultracold atoms, analog platforms include systems of trapped ions and cold Rydberg atoms. The lesser degree of control of these processors—with a fixed, specific "resource" Hamiltonian that does not necessarily match the "target" Hamiltonian of interest—is compensated for by the large number of particles that can be controlled, with now up to a few hundreds of particles [28–30]. In addition, the parameters of the resource Hamiltonian are usually precisely controlled in time [28, 31–35]. This has enabled the use of such processors to study many-body problems in several recent works [34, 36–39]. For instance, [36] have investigated the physics of the Schwinger model—a toy problem for lattice quantum electrodynamics—by leveraging the similarity between the symmetries of a 20-ion quantum simulator and those of the Schwinger model. However, finding such a similarity between target an resource Hamiltonian is rare. For instance, the question of how to tackle a fermionic many-body problem with a spin-based, analog simulator is an open problem.

In this Letter, we propose a method to address this

* antoine.michel@edf.fr

problem considering a specific processor, namely an analog Rydberg quantum processor [33, 40]. By using a self-consistent mapping between the fermionic problem and a "slave-spin" model, we circumvent the nonlocality issues related to fermion-to-spin transformations. We show that the method allows one to compute key properties of the Hubbard model in and out of equilibrium. We show, through realistic numerical simulations, that it does so even in the presence of hardware imperfections like decoherence, readout error and finite-sampling shot noise.

The slave-spin method. As a proof of concept, we consider the single-band, half-filled Fermi-Hubbard model on a square lattice. Its Hamiltonian,

$$H_{\text{Hubbard}} = \sum_{i,j,\sigma} t_{ij} d_{i\sigma}^\dagger d_{j\sigma} + \frac{U}{2} \sum_i (n_i^d - 1)^2, \quad (1)$$

contains creation (resp. annihilation) operators $d_{i\sigma}^\dagger$ (resp. $d_{i\sigma}$) that create (resp. annihilate) an electron of spin σ on lattice site i , with a hopping amplitude t_{ij} between two sites (we will focus on nearest-neighbor hopping only, $t_{ij} = -t\delta_{\langle ij \rangle}$) and an on-site interaction U . The chemical potential was set to $\mu = U/2$ to enforce half-filling.

This prototypical model of strongly-correlated electrons is hard to solve on classical processors [41], especially in out-of-equilibrium situations where the most advanced methods are usually limited to short-time dynamics. Instead of directly tackling this fermionic model, we thus resort to a separation of variables that singles out two degrees of freedom of the model, namely spin and charge. This is achieved by resorting to a "slave-particle" method known as Z_2 slave-spin theory [42]. We replace the fermionic operator $d_{i\sigma}^\dagger$ by the product of a pseudo-fermion operator $f_{i\sigma}^\dagger$ and an auxiliary spin operator S_i^z ($S_i^{a=x,y,z}$ denote the Pauli spin operators), namely $d_{i\sigma}^\dagger = S_i^z f_{i\sigma}^\dagger$. The ensuing enlargement of the Hilbert space is compensated for by imposing constraints $S_i^x + 1 = 2(n_i^f - 1)^2$ on each site. In the particle-hole symmetric case studied here, these constraints will be fulfilled automatically [43].

We then perform a mean-field decoupling of the pseudo-fermion and spin degrees of freedom $S_i^z S_j^z f_{i,\sigma}^\dagger f_{j,\sigma} \approx \langle S_i^z S_j^z \rangle f_{i,\sigma}^\dagger f_{j,\sigma} + S_i^z S_j^z \langle f_{i,\sigma}^\dagger f_{j,\sigma} \rangle - \langle S_i^z S_j^z \rangle \langle f_{i,\sigma}^\dagger f_{j,\sigma} \rangle$. We obtain a sum of two self-consistent Hamiltonians $H \approx H_f + H_s$:

$$H_f = \sum_{i,j,\sigma} Q_{ij} f_{i,\sigma}^\dagger f_{j,\sigma} \quad (2a)$$

$$H_s = \sum_{i,j} J_{ij} S_i^z S_j^z + \frac{U}{4} \sum_i S_i^x, \quad (2b)$$

with $Q_{ij} = t_{ij} \langle S_i^z S_j^z \rangle$ and $J_{ij} = \sum_\sigma t_{ij} \langle f_{i,\sigma}^\dagger f_{j,\sigma} \rangle$.

Solving the Hubbard model using slave spin theory amounts to solving these two self-consistently defined Hamiltonians. This is done iteratively, as illustrated in Fig. 1. We start from an initial guess for the renormalized hopping Q to initiate the self-consistent computa-

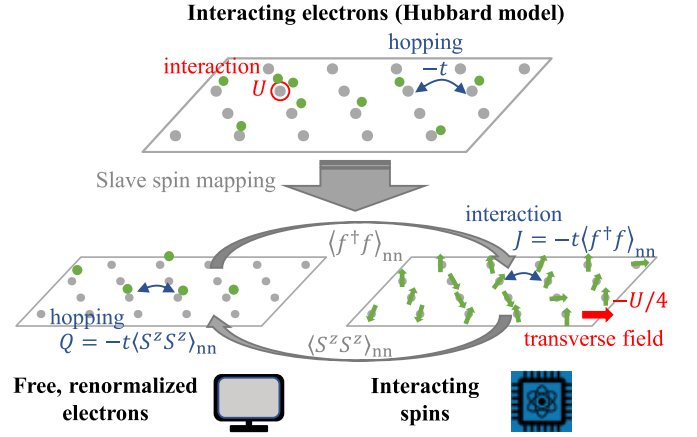


Figure 1 – Slave spin mapping. The Hubbard Hamiltonian (top) is mapped onto two self-consistently determined simpler problems: an efficiently solvable free fermionic Hamiltonian with a renormalized hopping (bottom left, $H_f(Q)$ in the text), and a transverse field Ising Hamiltonian (bottom right, $H_s(J)$ in the text), which we solve using a Rydberg-based quantum processor.

tion. First, we calculate on a *classical* processor the correlation function $\langle f_{i,\sigma}^\dagger f_{j,\sigma} \rangle$ of the pseudo-fermion problem, needed to define the spin interaction J_{ij} , using a Bogoliubov transformation (see Suppl. Mat section II. A for more details). Second, as the spin problem is hard to solve on a classical processor, we use the analog quantum processor to compute its spin-spin correlation function. Since H_s is of infinite size, we first reduce it to a finite-size problem by using a cluster mean-field approximation, as done in e.g. [44]: we solve

$$H_s^C = \sum_{i,j \in C} J_{ij} S_i^z S_j^z + \frac{U}{4} \sum_{i \in C} S_i^x + \sum_{i \in C} h_i S_i^z, \quad (3)$$

where C denotes the set of N cluster sites and $h_i = 2z_i \bar{J} \bar{m}$ is the self-consistent mean field that mimics the influence of the infinite lattice. Here, z_i is the number of neighbors of site i outside the cluster, $\bar{J} = \frac{1}{N_p} \sum_{\langle i,j \rangle \in C} J_{ij}$ is the average nearest-neighbor coupling (N_p is the number of nearest-neighbor links inside the cluster) and $\bar{m} = \frac{1}{N} \sum_{i \in C} \langle S_i^z \rangle$ is the average magnetization. This model needs to be solved iteratively by starting from a guess for the mean field \bar{m} . For a given value of this mean field, the finite spin problem defined by H_s^C is solved using a quantum algorithm (described below). This yields the correlation function $\langle S_i^z S_j^z \rangle$ and closes the self-consistent loop, which runs until convergence. At convergence, we extract relevant observables of the original Hubbard model. For instance, the quasiparticle weight Z of the original model, which measures the quantum coherence of the fermionic excitations, is obtained via the spin model's magnetization: $Z = \bar{m}^2$ (we also have access to site-resolved magnetizations $\langle S_i^z \rangle$ and hence site-resolved quasiparticle weights).

Quantum algorithm for the spin Hamiltonian. Let us

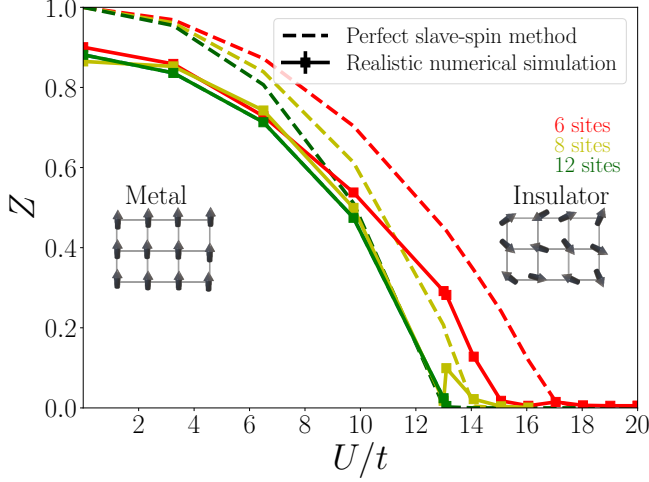


Figure 2 – Mott transition observed with the slave-spin method on a realistic numerical simulation of Rydberg atoms processor. The characteristics of the processor considered are $\tau_{\max} = 4 \mu\text{s}$, $\gamma = 0.02 \text{ MHz}$, $N_s = 150$, $\epsilon = \epsilon' = 3\%$ and 5×5 loops allowed (see Supp. Mat. sections III.C). The error bar is the standard error stemming from ϵ and N_s .

turn to the solution of the (cluster) spin problem, H_s^C . It is nothing but the transverse-field Ising model, which could be a candidate problem for reaching quantum advantage using gate-based quantum processors [45]. As it turns out, its form is similar to the Hamiltonian realized experimentally by Rydberg atoms trapped with optical tweezers, for which the geometry of the array can be chosen at will [33]:

$$\hat{H}_{\text{Rydberg}} = \sum_{i \neq j} \frac{C_6}{|\mathbf{r}_i - \mathbf{r}_j|^6} \hat{n}_i \hat{n}_j + \frac{\hbar \Omega(\tau)}{2} \sum_i \hat{S}_i^x - \hbar \delta(\tau) \sum_i \hat{n}_i, \quad (4)$$

where $\Omega(\tau)$ and $\delta(\tau)$ are the time-dependent Rabi frequency and laser detuning, and C_6 the magnitude of the interatomic van der Waals interactions; $\hat{n}_i = (I_i + S_i^z)/2$. Therefore, we can make use of the Rydberg processor to attain the ground state of H_s^C using an annealing procedure¹: we start from drive parameters $\Omega(\tau = 0) = 0$ and a large positive $\delta(\tau = 0)$ so that the system's native initial state $|\psi_{\text{start}}\rangle = |g\rangle^{\otimes N}$ is the ground state of the initial Hamiltonian. We then, for a long enough annealing time, ramp the Rabi frequency and detuning to reach the final values $\hbar \Omega(\tau_{\max}) = \frac{U}{2}$, $\hbar \delta_i(\tau_{\max}) = \sum_{j \neq i} \frac{C_6}{r_{i,j}^6} - 4\bar{J}\bar{m}z_i$.

1. The main difference between \hat{H}_{Rydberg} and H_s^C is the sign of the interaction: it is positive for Rydberg atoms, negative (since usually $t_{ij} < 0$) for the slave spin problem. Thus, in practice, parameters are tuned such that the annealing procedure is performed from an initial Hamiltonian of which the system's initial state is its most excited state to the final Hamiltonian $-H_s^C$. The adiabatic theorem can also be applied for the most excited state and therefore the procedure should bring the system to (approximately) the most excited state of $-H_s^C$ i.e. the ground state of H_s^C .

Optimizing the atom positions in such a way that $\frac{C_6}{r_{i,j}^6} \approx 4J_{i,j}$ (details about this optimization are in Supp. Mat. section III. A), the final Hamiltonian will be H_s^C . Hence, following the adiabatic theorem, the procedure should (approximately) bring the system to the ground state of H_s^C . We can finally measure the spin-spin correlation function on this state.

Results at equilibrium. We implemented this self-consistent procedure with a realistic numerical simulation of a Rydberg atom processor. We repeated the computation for several values of the local Hubbard interaction U to obtain the evolution of the quasiparticle weight Z as a function of U , as shown in Fig. 2, for cluster sizes, and hence number of atoms, of 4, 6, 8 and 12. Besides the shot noise, intrinsic to any processor due to the measurement process (the number of measurement is noted N_s), the main experimental limitations were considered in order to account for the true potential of current processors: dephasing noise (with a strength γ), measurement error (characterize by a percentage ϵ), global detuning, finite annealing times τ_{\max} and imperfect positioning of the atoms to reproduce the right magnetic coupling (see Suppl. Mat. section III. C for more details). Despite these limitations, leading to few points being far from the noiseless result due to error accumulation, the quasiparticle weight we obtain (solid lines) is in fair agreement with the one obtained from a noiseless solution without shot noise of the spin model (dashed lines). The Rydberg processor can thus be used to get a reasonable estimate of the Mott transition, i.e the value U_c when Z vanishes and the systems turns Mott insulating. While for the half-filled, single-band model studied in this proof-of-concept example, classical methods can be implemented to efficiently solve the spin model (see e.g [46]), other regimes are less readily amenable to a controlled classical computation: doped regimes, multi-orbital models, and dynamical regimes. We investigate the latter regime in the next paragraph.

Results out of equilibrium. We thus turn to a dynamical setting to emphasize the potential advantage brought by the use of quantum processors in this slave-spin framework. Starting from a non-interacting ground state ($U = 0$), we suddenly switch on the value of the local interaction to a final value U_f . Our goal is to validate that the method implemented on a realistic quantum processor recovers the phenomenology observed in previous experimental and theoretical studies of quenched Hubbard systems [43, 47–55], such as the collapse and revival oscillations of various observables in the $U_f \gg U_c$ regime, with a $2\pi/U_f$ period, and a damping that increases with bandwidth. In the $U_f \ll U_c$ regime, overdamped oscillations have been observed (see [51] for instance).

Here, we look for this phenomenology in the time evolution of the quasiparticle weight Z . Within the slave-spin method applied to the single-site Hubbard model at half-filling, interaction quenches are simple to implement: translation invariance on the lattice makes the dynamics of pseudo-fermions trivial when starting from an eigen-

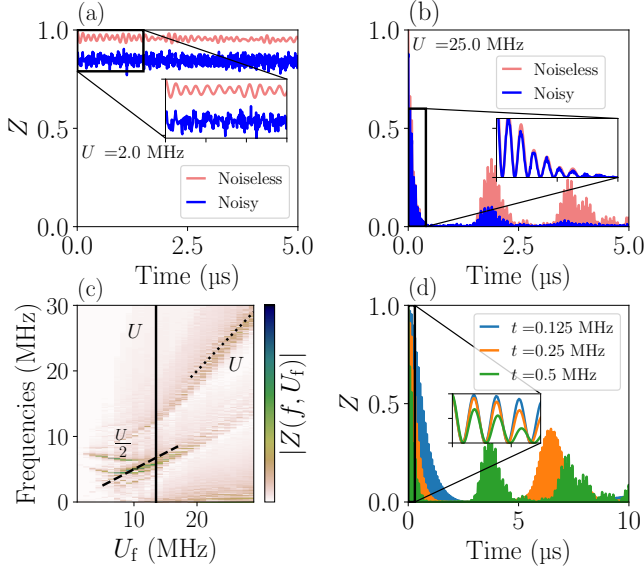


Figure 3 – Dynamical response of the quasiparticle weight after an interaction quench. $N = 12$ spin cluster. Time evolution of Z for (a) $U_f = 2$ MHz and (b) $U_f = 25$ MHz. The red line shows the noiseless annealing solution and the blue line a realistic numerical simulation on Rydberg atoms processor ($\gamma = 0.02$ MHz, $\epsilon = \epsilon' = 3\%$, $N_s = 150$ shots, realistic Ising interactions and a global detuning are imposed). (c) Fourier transform amplitude $|Z(f, U_f)|$. The vertical black line shows the equilibrium critical value U_c as computed from Fig. 2. (d) Impact of the hopping terms t on the damping of the response of Z after a quench ($U_f = 13 \approx U_c$). The blue, orange and green lines represent the result for $t = 0.125, 0.25$ and 0.5 MHz, respectively.

state (see [43], Supp. Mat. section I. D). Thus, only the dynamics of the spin model are of interest: the procedure boils down to quenching the value of the transverse field in Eq. (3) from 0 to $U_f/4$. On the Rydberg processor considered here, this means switching the Rabi frequency from zero up to the desired value to obtain U_f . In practice however, the switch-on time is not instantaneous due to the finite temporal response of the optical modulators (about 50 ns to switch from 0 MHz to $U_f = 2$ MHz): we include this effect in our calculations. One then directly measures $\langle S_i^z \rangle$ for different evolution times. In Fig. 3, we show the oscillations observed numerically for a cluster of 12 sites, with and without including the noise. The upper panels present the oscillation of Z as a function of time after a quench to $U_f = 13$ MHz (a) and to $U_f = 25$ MHz (b). From Fig. 2, we know that the phase transition for such a cluster is $U_c \approx 13.5$. In the case of $U_f = 25$ MHz ($U_f \gg U_c$), we observe the damped oscillations, both in the noiseless and the noisy setting. Because of the dephasing noise present in the experiment and included in the simulation, the agreement between the noiseless and noisy curves worsens with time. However, during the first microseconds of observations, we recover a nearly perfect oscillation from which we can extract the frequency

(insets in (a) and (b)). For $U_f = 13$ MHz ($U_f \approx U_c$), we see that Z quickly reaches a value ≈ 0.1 (slightly higher than the Z obtained for this value of U at equilibrium), around which it oscillates. Panel (c) exhibits the Fourier transform of $Z(\tau)$ for various U_f for the exact slave-spin method (namely with an exact solution of the spin model). For $U_f < U_c$, components at $\omega = U_f/2$ can be identified along with other contributions, while for $U_f > U_c$, the component at $\omega = U_f$ dominates the spectrum. This is expected from the physics of the Mott transition in the Hubbard model: above the transition, the single-particle spectrum displays a Mott gap of U_f , while below it excitations between the quasiparticle band and the emerging Hubbard bands (with energy $U_f/2$), and within the quasiparticle band, are possible. Finally, panel (d) confirms the expected increase of the damping of oscillations with the hopping strength t .

In conclusion, we introduced a hybrid quantum-classical method that does not suffer from the usual overheads of translating fermionic problems to spin problems, namely long quantum evolutions (due to nonlocal spin terms) or auxiliary quantum degrees of freedom. This is made possible by using a slave-spin mapping that turns the difficult fermionic problem into a free, and thus efficiently tractable, fermion problem that is self-consistently coupled to an interacting, yet *local* spin problem.

Here, to solve the spin problem, we considered an *analog* Rydberg-based quantum processor that naturally implements the effective transverse-field Ising spin Hamiltonian appearing in the slave-spin approach. Its analog character allows one to circumvent the issues associated with gate-based algorithms, like trotterization when performing time evolution, and the annealing algorithm proposed here avoids the pitfalls of today's widespread variational algorithms like VQE or its temporal counterparts. With the large number of Rydberg atoms that can be controlled in current experiments, this original approach could help tackling problems of (cluster) sizes unreachable to classical computers, without suffering from the limitations that have been pointed out [56–59] in a recent quantum-advantage experimental claim [45]: the atoms can be placed in a 2D array that has high connectivity compared to the quasi-1D connectivity of the experiments, making tensor network approaches difficult [56], and the correlation lengths that can be attained experimentally in a similar context (up to 7 lattice sites, [28], i.e 49 spins) also raise the bar for approaches that rely on a smaller effective size [57–59]. This proposal calls for further investigations. An important step would be an experimental validation with larger atom numbers than the 12 atoms we simulated here. Other improvements involve the slave-spin method itself: doped regimes (relevant to cuprate materials), multiorbital models [60] (relevant to iron-based superconductors, where orbital-selective effects may appear [61]) pose various technical difficulties that warrant further theoretical developments. In particular, the fulfillment of the constraint to ensure

the states remain in the physical subspace becomes more difficult in these regimes than in the half-filled, single-band case that we studied here. Going beyond the mean-field decoupling of the pseudo-fermion and spin variables is also another interesting avenue.

ACKNOWLEDGMENTS

We acknowledge fruitful discussions with Louis-Paul Henry, Joseph Mikael, Marco Schirò and Thierry La-

hayé. This work was supported by the European Union's Horizon 2020 research and innovation programs under grant agreement No. 817482 (PASQuanS) and No. 101079862 (PASQuanS2), the European Research Council (Advanced grant No. 101018511-ATARAXIA), and the European High-Performance Computing Joint Undertaking (JU) under grant agreement No 101018180 (HPC-QS). It was also supported by EDF R&D, the Research and Development Division of Electricité de France under the ANRT contract N°2020/0011. Simulations were performed on the Eviden Qaptiva platform (ex Atos Quantum Learning Machine).

-
- [1] J. P. F. LeBlanc, A. E. Antipov, F. Becca, I. W. Bulik, G. K.-L. Chan, C.-m. Chung, Y. Deng, M. Ferrero, T. M. Henderson, C. A. Jiménez-Hoyos, E. Kozik, X.-w. Liu, A. J. Millis, N. V. Prokof'ev, M. Qin, G. E. Scuseria, H. Shi, B. V. Svistunov, L. F. Tocchio, I. S. Tupitsyn, S. R. White, S. Zhang, B.-X. Zheng, Z. Zhu, and E. Gull, *Physical Review X* **5**, 041041 (2015).
 - [2] T. Schäfer, N. Wentzell, F. S. Iv, Y.-y. He, C. Hille, M. Klett, C. J. Eckhardt, B. Arzhang, V. Harkov, F.-m. L. R, A. Kirsch, Y. Wang, A. J. Kim, E. Kozik, E. A. Stepanov, A. Kauch, S. Andergassen, P. Hansmann, D. Rohe, Y. M. Vilks, J. P. F. Leblanc, and S. Zhang, *Physical Review X* **11**, 11058 (2021).
 - [3] Q. Si, R. Yu, and E. Abrahams, *Nature Reviews Materials* **1**, 16017 (2016).
 - [4] E. Y. Andrei, D. K. Efetov, P. Jarillo-Herrero, A. H. MacDonald, K. F. Mak, T. Senthil, E. Tutuc, A. Yazdani, and A. F. Young, *Nature Reviews Materials* **6**, 201 (2021).
 - [5] P. Calabrese and J. Cardy, *Journal of Statistical Mechanics: Theory and Experiment* **2005**, P04010 (2005).
 - [6] T. Ayral, P. Besserve, D. Lacroix, and E. A. R. Guzman, Quantum computing with and for many-body physics (2023), [arXiv:2303.04850](https://arxiv.org/abs/2303.04850).
 - [7] R. P. Feynman, *International Journal of Theoretical Physics* **21**, 467 (1982).
 - [8] U. Schneider, L. Hackermüller, S. Will, T. Best, I. Bloch, T. A. Costi, R. W. Helmes, D. Rasch, and A. Rosch, *Science* **322**, 1520 (2008).
 - [9] R. Jördens, N. Strohmaier, K. Günter, M. Henning, and T. Esslinger, *Nature*, 204 (2008).
 - [10] T. Esslinger, *Annual Review of Condensed Matter Physics* **1**, 129 (2010).
 - [11] U. Schneider, L. Hackermüller, J. P. Ronzheimer, S. Will, S. Braun, T. Best, I. Bloch, E. Demler, S. Mandt, D. Rasch, and A. Rosch, *Nature Physics* **8**, 213 (2012).
 - [12] M. Schreiber, S. S. Hodgman, P. Bordia, H. P. Lüschen, M. H. Fischer, R. Vosk, E. Altman, U. Schneider, and I. Bloch, *Science* **349**, 842 (2015).
 - [13] R. A. Hart, P. M. Duarte, T.-L. Yang, X. Liu, T. Paiva, E. Khatami, R. T. Scalettar, N. Trivedi, D. A. Huse, and R. G. Hulet, *Nature* **519**, 211 (2015).
 - [14] L. W. Cheuk, M. A. Nichols, K. R. Lawrence, M. Okan, H. Zhang, E. Khatami, N. Trivedi, T. Paiva, M. Rigol, and M. W. Zwierlein, *Science* **353**, 1260 (2016).
 - [15] M. Boll, T. A. Hilker, G. Salomon, A. Omran, J. Nespolo, L. Pollet, I. Bloch, and C. Gross, *Science* **353**, 1257 (2016).
 - [16] A. Mazurenko, C. S. Chiu, G. Ji, M. F. Parsons, M. Kanász-Nagy, R. Schmidt, F. Grusdt, E. Demler, D. Greif, and M. Greiner, *Nature* **545**, 462 (2017).
 - [17] L. Tarruell and L. Sanchez-Palencia, *Comptes Rendus Physique* **19**, 365 (2018).
 - [18] B. Bauer, S. Bravyi, M. Motta, and G. Kin-Lic Chan, *Chemical Reviews* **120**, 12685 (2020).
 - [19] Y. Cao, J. Romero, J. P. Olson, M. Degroote, P. D. Johnson, M. Kieferová, I. D. Kivlichan, T. Menke, B. Peropadre, N. P. D. Sawaya, S. Sim, L. Veis, and A. Aspuru-Guzik, *Chemical Reviews* **119**, 10856 (2019).
 - [20] P. Jordan and E. Wigner, *Z. Physik* **47**, 631 (1928).
 - [21] S. B. Bravyi and A. Y. Kitaev, *Ann. Phys.* **298**, 210 (2002).
 - [22] F. Verstraete and J. I. Cirac, *Journal of Statistical Mechanics: Theory and Experiment* **2005**, P09012 (2005).
 - [23] K. Setia, S. Bravyi, A. Mezzacapo, and J. D. Whitfield, *Physical Review Research* **1**, 033033 (2019).
 - [24] C. Derby and J. Klassen, *Physical Review B* **104**, 035118 (2020).
 - [25] K. Bharti, A. Cervera-Lierta, T. H. Kyaw, T. Haug, S. Alperin-Lea, A. Anand, M. Degroote, H. Heimonen, J. S. Kottmann, T. Menke, W.-K. Mok, S. Sim, L.-C. Kwek, and A. Aspuru-Guzik, *Rev. Mod. Phys.* **94**, 015004 (2022).
 - [26] S. Endo, Z. Cai, S. C. Benjamin, and X. Yuan, *J. Phys. Soc. Jpn.* **90**, 032001 (2021).
 - [27] A. Peruzzo, J. McClean, P. Shadbolt, M.-H. Yung, X.-Q. Zhou, P. J. Love, A. Aspuru-Guzik, and J. L. O'Brien, *Nature Communications* **5**, 4213 (2013).
 - [28] P. Scholl, M. Schuler, H. J. Williams, A. A. Eberharter, D. Barredo, K.-N. Schymik, V. Lienhard, L.-P. Henry, T. C. Lang, T. Lahaye, A. M. Läuchli, and A. Browaeys, *Nature* **595**, 233 (2021).
 - [29] C. Chen, G. Bornet, M. Bintz, G. Emperauger, L. Leclerc, V. S. Liu, P. Scholl, D. Barredo, J. Hauschild, S. Chatterjee, M. Schuler, A. M. Läuchli, M. P. Zaletel, T. Lahaye, N. Y. Yao, and A. Browaeys, *Nature* **616**, 691–695 (2023).
 - [30] S. Ebadi, T. T. Wang, H. Levine, A. Keesling, G. Semeghini, A. Omran, D. Bluvstein, R. Samajdar, H. Pichler, W. W. Ho, S. Choi, S. Sachdev, M. Greiner, V. Vuletić, and M. D. Lukin, *Nature* **595**, 227 (2021).

- [31] A. W. Glaetzle, M. Dalmonte, R. Nath, C. Gross, I. Bloch, and P. Zoller, *Physical Review Letters* **114**, 173002 (2015).
- [32] D. Bluvstein, A. Omran, H. Levine, A. Keesling, G. Semeghini, S. Ebadi, T. T. Wang, A. A. Michailidis, N. Maskara, W. W. Ho, S. Choi, M. Serbyn, M. Greiner, V. Vuletić, and M. D. Lukin, *Science* **371**, 1355 (2021).
- [33] A. Browaeys and T. Lahaye, *Nature Physics* **16**, 132 (2020).
- [34] I. Bloch, J. Dalibard, and W. Zwerger, *Reviews of Modern Physics* **80**, 885 (2008).
- [35] D. González-Cuadra, D. Bluvstein, M. Kalinowski, R. Kaubruegger, N. Maskara, P. Naldesi, T. V. Zache, A. M. Kaufman, M. D. Lukin, H. Pichler, B. Vermersch, J. Ye, and P. Zoller, *Proceedings of the National Academy of Sciences* **120**, e2304294120 (2023).
- [36] C. Kokail, C. Maier, R. van Bijnen, T. Brydges, M. K. Joshi, P. Jurcevic, C. A. Muschik, P. Silvi, R. Blatt, C. F. Roos, and P. Zoller, *Nature* **569**, 355 (2019).
- [37] D. González-Cuadra, D. Bluvstein, M. Kalinowski, R. Kaubruegger, N. Maskara, P. Naldesi, T. V. Zache, A. M. Kaufman, M. D. Lukin, H. Pichler, B. Vermersch, J. Ye, and P. Zoller, *Proceedings of the National Academy of Sciences* **120**, e2304294120 (2023), <https://www.pnas.org/doi/pdf/10.1073/pnas.2304294120>.
- [38] J. Argüello-Luengo, A. González-Tudela, T. Shi, P. Zoller, and J. I. Cirac, *Nature* **574**, 215 (2019).
- [39] A. Michel, S. Grijalva, L. Henriët, C. Domain, and A. Browaeys, *Phys. Rev. A* **107**, 042602 (2023).
- [40] L. Henriët, L. Beguin, A. Signoles, T. Lahaye, A. Browaeys, G.-O. Reymond, and C. Jurczak, *Quantum* **4**, 327 (2020).
- [41] D. Wu, R. Rossi, F. Vicentini, N. Astrakhantsev, F. Becca, X. Cao, J. Carrasquilla, F. Ferrari, A. Georges, M. Hibat-Allah, M. Imada, A. M. Läuchli, G. Mazzola, A. Mezzacapo, A. Millis, J. R. Moreno, T. Neupert, Y. Nomura, J. Nys, O. Parcollet, R. Pohle, I. Romero, M. Schmid, J. M. Silvester, S. Sorella, L. F. Tocchio, L. Wang, S. R. White, A. Wietek, Q. Yang, Y. Yang, S. Zhang, and G. Carleo, (2023), [arXiv:2302.04919](https://arxiv.org/abs/2302.04919).
- [42] A. Rüegg, S. D. Huber, and M. Sigrist, *Physical Review B* **81**, 155118 (2010).
- [43] M. Schiró and M. Fabrizio, *Physical Review B* **83**, 165105 (2011).
- [44] S. R. Hassan and L. de' Medici, *Physical Review B* **81**, 035106 (2010).
- [45] Y. Kim, A. Eddins, S. Anand, K. X. Wei, E. van den Berg, S. Rosenblatt, H. Nayfeh, Y. Wu, M. Zaletel, K. Temme, and A. Kandala, *Nature* **618**, 500 (2023).
- [46] M. Schuler, S. Whitsitt, L.-P. Henry, S. Sachdev, and A. M. Läuchli, *Physical Review Letters* **117**, 210401 (2016).
- [47] M. Greiner, O. Mandel, T. W. Hänsch, and I. Bloch, *Nature* **419**, 51 (2002).
- [48] C. Kollath, A. M. Läuchli, and E. Altman, *Physical Review Letters* **98**, 180601 (2007).
- [49] J. Schachenmayer, A. J. Daley, and P. Zoller, *Physical Review A* **83**, 043614 (2011).
- [50] M. Lacki and M. Heyl, *Physical Review B* **99**, 121107 (2019).
- [51] M. Eckstein, M. Kollar, and P. Werner, *Physical Review Letters* **103**, 056403 (2009).
- [52] D. Iyer, R. Mondaini, S. Will, and M. Rigol, *Physical Review A* **90**, 031602 (2014).
- [53] S. Will, D. Iyer, and M. Rigol, *Nature Communications* **6**, 6009 (2015).
- [54] L. Riegger, G. Orso, and F. Heidrich-Meisner, *Physical Review A* **91**, 043623 (2015).
- [55] W.-W. Yang, H.-G. Luo, and Y. Zhong, *Chinese Physics B* **28**, 107103 (2019).
- [56] J. Tindall, M. Fishman, M. Stoudenmire, and D. Sels, , 1 (2023), [arXiv:2306.14887](https://arxiv.org/abs/2306.14887).
- [57] T. Begušić and G. K.-L. Chan, Fast classical simulation of evidence for the utility of quantum computing before fault tolerance (2023), [arXiv:2306.16372](https://arxiv.org/abs/2306.16372).
- [58] K. Kechedzhi, S. V. Isakov, S. Mandrà, B. Villalonga, X. Mi, S. Boixo, and V. Smelyanskiy, Effective quantum volume, fidelity and computational cost of noisy quantum processing experiments (2023), [arXiv:2306.15970](https://arxiv.org/abs/2306.15970).
- [59] E. G. D. Torre and M. M. Roses, Dissipative mean-field theory of ibm utility experiment (2023), [arXiv:2308.01339 \[quant-ph\]](https://arxiv.org/abs/2308.01339).
- [60] L. de' Medici, A. Georges, and S. Biermann, *Physical Review B* **72**, 205124 (2005).
- [61] L. de' Medici, G. Giovannetti, and M. Capone, *Phys. Rev. Lett.* **112**, 177001 (2014).

Supplementary material : Hubbard physics with Rydberg atoms : using a quantum spin simulator to simulate strong fermionic correlations

Antoine Michel,^{1,2,*} Loïc Henriët,³ Christophe Domain,¹ Antoine Browaeys,² and Thomas Ayrat⁴

¹*Electricité de France, EDF Recherche et Développement,
Département Matériaux et Mécanique des Composants,
Les Renardières, F-77250 Moret sur Loing, France*

²*Université Paris-Saclay, Institut d'Optique Graduate School,
CNRS, Laboratoire Charles Fabry, F-91127 Palaiseau Cedex, France*

³*PASQAL, 7 rue Léonard de Vinci, F-91300 Massy, France*

⁴*Eviden Quantum Laboratory, Les Clayes-sous-Bois, France*

I. SUMMARY OF THE SLAVE-SPIN METHOD

A. A reminder of the main equations

We choose the most simple form of slave spins, introduced in Ref. [1]. We recall its main steps below. We replace the fermionic operator d^\dagger by the tensor product of a pseudo fermion operator (that follows the same anticommutation rules as d^\dagger) and an auxiliary spin field

$$d_{i\sigma}^\dagger = S_i^z f_{i\sigma}^\dagger, \quad (1)$$

where S_i^z is the Pauli-Z operator at site i (later S_a^a , with $a \in \{x, y, z\}$, will denote the Pauli spin operators), and $f_{i\sigma}^\dagger$ and $f_{i\sigma}$ denote fermionic operators called pseudo-fermions. The d and f operators obey fermionic anticommutation relations due to the spin commutation relations.

By substituting, in H_{Hubbard} , the original fermionic operators by new spin and pseudo fermion degrees of freedom, we effectively enlarge the Hilbert space where the new Hamiltonian, H'_{Hubbard} , acts. In practice, we want to map the original problem H_{Hubbard} to a Hilbert space of same size by looking at a restriction of the new Hamiltonian, H'_{Hubbard} , on a restricted portion of the new Hilbert state, which is called the physical subspace. This is achieved by imposing a constraint : on each site i , we impose the relation [1] :

$$(n_{i\uparrow}^f + n_{i\downarrow}^f - 1)^2 = \frac{S_i^x + 1}{2} \quad (2)$$

to hold for the "physical states". Among the eight possible local states, only four states (i.e. the same number of original local states) verify this constraint :

$$|n_i^d = 0\rangle = |S^x = 1, n_i^f = 0\rangle, \quad (3a)$$

$$|n_{i,\sigma}^d = 1\rangle = |S^x = -1, n_{i,\sigma}^f = 1\rangle, \sigma = \uparrow, \downarrow \quad (3b)$$

$$|n_i^d = 2\rangle = |S^x = 1, n_i^f = 2\rangle. \quad (3c)$$

Assuming this constraint is satisfied in the physical subspace, we can transform the original Hubbard Hamiltonian, expressed as

$$H_{\text{Hubbard}} = \sum_{i,j,\sigma} t_{i,j} d_{i\sigma}^\dagger d_{j\sigma} + \frac{U}{2} \sum_i (n_i^d - 1)^2 + \left(\mu - \frac{U}{2} \right) \sum_i n_i^d, \quad (4)$$

to the following transformed Hamiltonian :

$$H'_{\text{Hubbard}} = \sum_{i,j,\sigma} t_{i,j} S_i^z S_j^z f_{i,\sigma}^\dagger f_{j,\sigma} + \frac{U}{2} \sum_i \left(\frac{S_i^x + 1}{2} \right) + \left(\mu - \frac{U}{2} \right) \sum_i (n_{i,\uparrow}^f + n_{i,\downarrow}^f), \quad (5)$$

via substitution of equality (2) in the interaction term of (4). It is straightforward to see that $n_i^d = n_i^f$ considering (3). At this point, no approximations have been made.

The next step is then to decouple fermions and spins with a mean-field approach

$$S_i^z S_j^z f_{i,\sigma}^\dagger f_{j,\sigma} \approx \langle S_i^z S_j^z \rangle f_{i,\sigma}^\dagger f_{j,\sigma} + S_i^z S_j^z \langle f_{i,\sigma}^\dagger f_{j,\sigma} \rangle - \langle S_i^z S_j^z \rangle \langle f_{i,\sigma}^\dagger f_{j,\sigma} \rangle. \quad (6)$$

Therefore, Eq. (5) can be expressed as a sum of two Hamiltonians (neglecting constant terms and considering half-filling) $H'_{\text{Hubbard}} = H_s + H_f$ with $H_s = \sum_{i,j,\sigma} t_{i,j} \langle f_{i,\sigma}^\dagger f_{j,\sigma} \rangle S_i^z S_j^z + \frac{U}{4} \sum_i S_i^x$, a Transverse Field Ising Model (TFIM) and $H_f = \sum_{i,j,\sigma} t_{i,j} \langle S_i^z S_j^z \rangle f_{i,\sigma}^\dagger f_{j,\sigma}$ describing the free renormalized electrons. The correlators $\langle f_{i,\sigma}^\dagger f_{j,\sigma} \rangle$ and $\langle S_i^z S_j^z \rangle$ are obtained via auto-coherent loops until convergence is reached.

B. Fulfillment of the constraint

When performing loops described above, one must ensure that the constraint Eq. 2 is imposed on each site. In practice, the mean-field simplification leads to

$$\langle (n_{i,\uparrow}^f + n_{i,\downarrow}^f - 1)^2 \rangle_f = \left\langle \frac{S_i^x + 1}{2} \right\rangle_s. \quad (7)$$

* antoine.michel@edf.fr

This equality can be enforced on all sites by using a Lagrange multiplier λ_i : one adds a term $H_\lambda = \sum_i \lambda_i ((n_i - 1)^2 - \frac{S_i^x + 1}{2})$ to $H_s + H_f$ and optimizes the corresponding cost function.

In particle-hole symmetric cases (which includes our setting, namely the single-orbital, half-filled Hubbard model on a square—i.e bipartite—lattice), λ_i should be zero to respect the symmetry of the energy spectrum around 0 [2, 3].

C. Variants. Towards a multiorbital case

The Z_2 slave spin theory used here is one among others.

Another related slave-spin approach [4, 5] consists in enlarging the Hilbert space with the spin operator $S_{i,\sigma}^z$ such as

$$d_{i,\sigma}^\dagger = f_{i,\sigma}^\dagger S_{i,\sigma}^z \quad (8)$$

In this method, the physical states are $|n_{i,\sigma}^d = 1\rangle \Leftrightarrow |n_{i,\sigma}^f = 1, S_{i,\sigma}^z = 1\rangle$ and $|n_{i,\sigma}^d = 0\rangle \Leftrightarrow |n_{i,\sigma}^f = 0, S_{i,\sigma}^z = -1\rangle$. The constraint to be satisfied to only span physical states is then $n_{i,\sigma} = S_{i,\sigma}^z + \frac{1}{2}$.

While this method lends itself quite naturally to multiorbital models (see e.g [4]), the additional σ dependency of the slave-spin operators (compared to the Z_2 slave spins considered in our work) leads to an effective model which is more difficult to relate to existing experimental platforms.

D. Dynamics in slave-spin theory

In this subsection, we review how the slave-spin formalism extends to the time-dependent case.

After the introduction of the slave variables, we are considering the Hamiltonian :

$$H'_{\text{Hubbard}} = \sum_{i,j,\sigma} S_i^z S_j^z f_{i,\sigma}^\dagger f_{j,\sigma} + \frac{U}{4} \sum_i S_i^x \quad (9)$$

(Eq. (5) at half-filling and neglecting the constants). At the mean-field level, the time-dependent solution of the Schrödinger equation is of the form $|\Psi(\tau)\rangle = |\Phi_f(\tau)\rangle |\Psi_s(\tau)\rangle$ with $|\Phi_f(\tau)\rangle$ (the time will be defined as τ to avoid confusion with the hopping) governed by a Schrödinger evolution with time-dependent Hamiltonians :

$$\begin{aligned} H_f(\tau) &= \sum_{i,j,\sigma} t_{i,j} \langle S_i^z S_j^z \rangle(\tau) f_{i,\sigma}^\dagger f_{j,\sigma} \\ H_s(\tau) &= \sum_{i,j,\sigma} t_{i,j} S_i^z S_j^z \langle f_{i,\sigma}^\dagger f_{j,\sigma} \rangle(\tau) + \frac{U}{4} \sum_i S_i^x. \end{aligned} \quad (10)$$

The initial state is of the form $|\Psi(\tau=0)\rangle = |\Phi_f(\tau=0)\rangle |\psi_s(\tau=0)\rangle$ with $|\Phi_f(\tau=0)\rangle$ (respectively

$|\Phi_s(\tau=0)\rangle$) the ground states of $H_f(\tau < 0)$ (respectively $H_s(\tau < 0)$) found with the mean-field slave-spin procedure. To solve these coupled equations, we a priori need to compute correlators $\langle S_i^z S_j^z \rangle(\tau)$ and $\sum_\sigma \langle f_{i,\sigma}^\dagger f_{j,\sigma} \rangle(\tau)$ and use them to construct $H_f(\tau)$ and $H_s(\tau)$. We should then evolve the wavefunctions to obtain correlators for a time $\tau + d\tau$ and so on.

In fact, as stated in [3], the dynamics of the pseudo-fermions is trivial if our system is translation invariant (i.e $t_{ij} = t_{i-j}$). In this case, indeed, $\langle S_i^z S_j^z \rangle(\tau) = g_{i-j}(\tau)$. Thus,

$$H_f(\tau) = \sum_{ij,\sigma} t_{i-j} g_{i-j}(\tau) f_{i,\sigma}^\dagger f_{j,\sigma}. \quad (11)$$

This Hamiltonian is then diagonal in the Fourier space

$$H_f(\tau) = \sum_k \epsilon_k(\tau) f_k^\dagger f_k, \quad (12)$$

with $\epsilon_k(\tau)$ the Fourier transform of $t_{i-j} g_{i-j}(\tau)$, and $n_k = f_k^\dagger f_k$, with $f_k \propto \sum_i e^{ikR_i} f_i$. We denote as $|\Phi_\alpha\rangle$ the Fock states of the system associated with the transformed operators, f_k . They are the eigenstates of $H_f(\tau)$ at any time τ .

The initial state $|\Phi_{\alpha_0}\rangle$ is the ground state of the system. Let's consider the time evolution of an arbitrary state $|\Phi_f(\tau)\rangle$, we can decompose $|\Phi_f(\tau)\rangle = \sum_\alpha c_\alpha(\tau) |\Phi_\alpha\rangle$. Therefore,

$$\begin{aligned} \sum_\alpha i\partial_t c_\alpha(\tau) |\Phi_\alpha\rangle &= \sum_\alpha c_\alpha(\tau) H_f(\tau) |\Phi_\alpha\rangle \\ &= \sum_\alpha c_\alpha(\tau) E_\alpha(\tau) |\Phi_\alpha\rangle \end{aligned} \quad (13)$$

One can project onto $\langle \Phi_\alpha(\tau) |$:

$$i\partial_t c_\alpha(\tau) = c_\alpha(\tau) E_\alpha(\tau). \quad (14)$$

Thus, $c_\alpha(\tau) = c_\alpha(\tau=0) e^{-i \int_0^\tau E_\alpha(\tau') d\tau'}$.

Therefore, starting from the groundstate, for $\alpha \neq \alpha_0$, $c_\alpha(\tau) = 0$ and $c_{\alpha_0}(\tau) = e^{-i\phi(\tau)}$. At the end of the day,

$$|\Phi_f(\tau)\rangle = e^{-i\phi(\tau)} |\Phi_f(\tau=0)\rangle \quad (15)$$

and the renormalized fermionic system remains in the groundstate up to global phase, meaning that $\sum_\sigma \langle f_{i,\sigma}^\dagger f_{j,\sigma} \rangle(\tau) = \sum_\sigma \langle f_{i,\sigma}^\dagger f_{j,\sigma} \rangle_0$ is independent of time. This enables us to only consider the correlator $\langle S_i^z S_j^z \rangle(\tau)$ during the quench.

The link between eigenenergies of $H(U_f)$ and the frequency of oscillations can be derived : the initial state is $|\psi_s(\tau < 0)\rangle$, the groundstate of $H_s(U=0)$. We can decompose it in the basis of $H(U_f)$ eigenstates : $|\psi_s(\tau < 0)\rangle = \sum_k a_k |E_k\rangle$ where $|E_k\rangle$ are eigenstates of $H(U_f)$ corresponding to an eigenenergy E_k . Let's now consider the value of an observable \hat{O} through time. We

obtain :

$$\begin{aligned}
\langle \hat{O} \rangle(\tau) &= \langle \psi_s(\tau < 0) | e^{iH(U_f)\tau} \hat{O} e^{-iH(U_f)\tau} | \psi_s(\tau < 0) \rangle \\
&= \sum_{k,k'} a_k^* a_{k'} \langle E_k | e^{iH(U_f)\tau} \hat{O} e^{-iH(U_f)\tau} | E_{k'} \rangle \\
&= \sum_{k,k'} a_k^* a_{k'} e^{i(E_k - E_{k'})\tau} \langle E_k | \hat{O} | E_{k'} \rangle
\end{aligned} \tag{16}$$

Therefore, frequencies of oscillations of any observable only depend on differences between eigen energies of $H(U_f)$.

E. Dynamics and constraint fulfillment

In the Z_2 slave-spin theory, one can define the projector $Q_i = \left(\frac{S_i^x + 1}{2} - (n_i - 1)^2 \right)^2 = \frac{1 + S_i^x e^{i\pi n_i}}{2}$ such that $Q_i |\Psi\rangle = 0$ iff $|\Psi\rangle$ respects the constraint Eq. (3). Using the fact that $[H'_{\text{Hubbard}}, \prod_i Q_i] = 0$, the constraint is fulfilled during the quench dynamics because $\prod_i Q_i |\Psi(\tau = 0)\rangle = 0$ (see [1, 3] for more details).

II. SOLUTION OF THE TWO COUPLED SUBPROBLEMS

In this section, we show how we solve numerically Eq. (2a) and Eq. (2b) in main text to obtain matrices J and Q . For H_s , we describe the embedding of the cluster mean-field theory.

A. Solving the fermionic Hamiltonian H_f for J : Bogoliubov method

To compute J_{ij} , we need to compute the one-particle density matrix

$$G_{ij}^\sigma = {}_f \langle \psi_0 | f_{i,\sigma}^\dagger f_{j,\sigma} | \psi_0 \rangle_f. \tag{17}$$

H_f can be rewritten as a matrix product :

$$H_f = F^\dagger Q F \tag{18}$$

with $F^\dagger = (f_{1,\downarrow}^\dagger, f_{1,\uparrow}^\dagger, f_{2,\downarrow}^\dagger, \dots)$ and Q a Hermitian, $N \times N$, matrix. Q can be diagonalized numerically : $Q = LDL^\dagger$, with $D = \text{diag}\{\lambda_1, \lambda_2, \dots, \lambda_N\}$. If the number of sites is even, the trace of D vanishes and we obtain as many $\lambda_i < 0$ as $\lambda_i > 0$. It leads to define $C^\dagger = F^\dagger L \iff C = L^\dagger F$ and a diagonal form of H_f is obtained

$$H_f = \sum_{i,\sigma} \lambda_i c_{i,\sigma}^\dagger c_{i,\sigma}. \tag{19}$$

The ground-state energy of this Hamiltonian is the sum of negative λ_i and the groundstate is then a Slater determinant $|0101\dots 01\rangle_C$ in the c basis with 1 corresponding

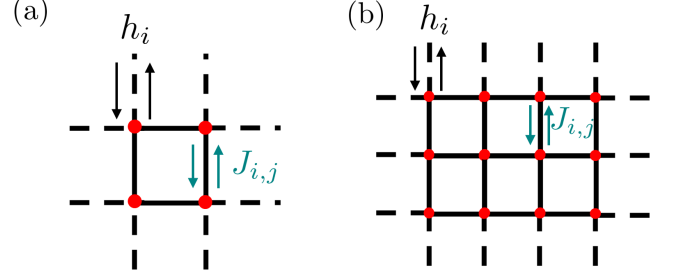


FIGURE 1 – Schematic representation of the cluster geometry for (a) $N = 4$ sites and (b) 12 sites. The dashed black lines represent the interaction with the surrounding mean-field whereas the full black line show the interactions within the cluster. In the twelve sites lattice, the two sites inside the cluster do not interact with the mean-field.

to negative energies and 0 otherwise. To go back in the f basis, one can use the L matrices :

$$G_{ij}^\sigma = \langle \psi_0 | \sum_{k,k',\sigma} L_{k,i}^\dagger L_{j,k'} c_{k,\sigma}^\dagger c_{k',\sigma} | \psi_0 \rangle \tag{20}$$

$$= \sum_{k,k',\sigma} \delta_{k,k'} L_{k,i}^\dagger L_{j,k'} \langle c_{k,\sigma}^\dagger c_{k',\sigma} \rangle \tag{21}$$

$$= \sum_{k,\sigma} L_{i,k}^* n_{k,\sigma} L_{k,j}^t. \tag{22}$$

with $n_{k,\sigma}$ equal to 1 for k indices where $\lambda_k < 0$. Numerically, it means that only matrices L and eigenvalues λ_i are needed to compute J . This part can be dealt with a classical quantum computer as it has a polynomial complexity. Going into the thermodynamic limit makes it easier as the system is really translation invariant and the Hamiltonian is then diagonal in the Fourier space. In our work, we choose to solve H_f considering boundaries to show the effect of a finite-size system on the method. Further developments could be done to simplify this step and consider an infinite-size system.

B. Solving the spin Hamiltonian via a cluster mean-field approach

We now focus on the computation of Q_{ij} . It requires the computations of the spin-spin correlation function $\langle S_i^z S_j^z \rangle$.

We consider a cluster of N_x columns and N_y rows (see Fig. 1 for an example) surrounded by a mean field. The number of sites in the cluster is then $N = N_x \times N_y$.

The cluster mean-field approximation leads to

$$S_i^z S_j^z \approx \langle S_i^z \rangle S_j^z + \langle S_j^z \rangle S_i^z - \langle S_i^z \rangle \langle S_j^z \rangle, \tag{23}$$

where i (j) is inside the cluster at the border of it and j (i) is not. The mean-field parameter $\langle S_i^z \rangle$ is the same for all sites in the thermodynamic limit. As we consider

finite-size systems, we numerically compute

$$\bar{m} = \frac{1}{N} \sum_{i=1}^N \langle S_i^z \rangle. \quad (24)$$

This mean magnetization will be the one outside the cluster following a self-consistent loop.

Therefore, $\sum_{i,j} J_{ij} S_i^z S_j^z = \sum_{i,j} J_{i,j} (m S_j^z + m S_i^z) = m \sum_{i,j} J_{i,j} (S_j^z + S_i^z)$, neglecting constant terms. However, the matrix element $J_{i,j}$ is not known for a site i inside the cluster and a site j outside of it. In the thermodynamic limit, all $J_{i,j}$ are equals as it is the one-particle density matrix of a free fermionic system. We can thus take the mean value of all $J_{i,j}$ for nearest neighbors inside the cluster to guess the interaction between sites inside and outside the cluster. Let's then define

$$\bar{J} = \frac{1}{N_p} \sum_{\langle i,j \rangle} J_{i,j} \quad (25)$$

where the sum goes all over nearest neighbors in the cluster and N_p is the number of such pairs. In the square lattice, each site has 4 nearest neighbors. We can define a number z_i which is the number of neighbors outside the cluster for site i . For example, this number is equal to 0 for a site which has 4 neighbors inside the cluster.

Finally we obtain a mean-field term

$$\sum_{i \in \mathcal{C}} h_i S_i^z = 2 \bar{J} \bar{m} \sum_{i \in \mathcal{C}} z_i S_i^z \quad (26)$$

and we obtain Eq. (3) in the main text.

C. Convergence of the self-consistent loop

The self-consistent procedure to solve the inner loop is first to guess an initial value for the magnetization m_0 , then to solve Eq. (3) in main text and calculate $\bar{m} = \frac{1}{N} \sum_i \langle S_i^z \rangle$ in the groundstate obtained. The loop goes on until a convergence criteria is reached. In our simulation, two criteria are used : the number of inner loop and outer loop can be narrowed by a number k (so the total number of loop allowed is $k \times k$). The second criteria is the norm of the difference between Q at step $l-1$ and Q at step l for the outer loop and the norm of the difference between m at step $l-1$ and m at step l for the inner loop. We choose a value η such as the loop stop if one of the two norm is lower than η . in our simulation we choose $\eta = 0.01$. The evolution of Z as a function of iterations is shown in Fig. 3 for a cluster of $N = 6$ sites, $k = 10$ and $\eta = 10^{-6}$. Different initial guess for \bar{m} are tested and they all converge toward the same value which states for the robustness of the method. The convergence takes more time close to the transition value. The impact of the number k imposed is shown in Fig. 2.

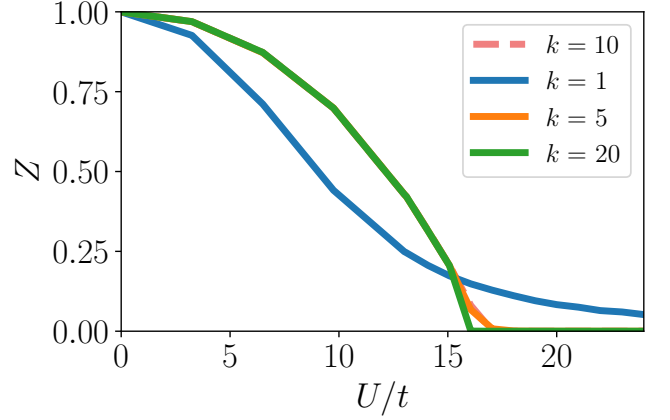


FIGURE 2 – Impact of imposed number of loops k in the slave-spin mean-field theory for a cluster of $N = 4$ sites. The resolution method is annealing and all sources of error are neglected.

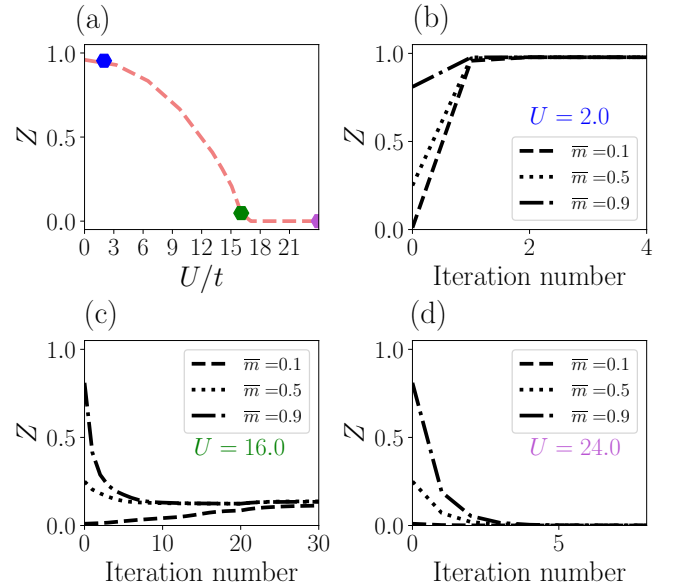


FIGURE 3 – Evolution of Z as a function of loop iterations for a 6 sites embedding. (a) Mott transition for a 3×3 cluster where three points are highlighted. The convergence of these points ((b) $U/t = 2.0$, (b) $U/t = 16.0$ and (d) $U/t = 24.0$) during the slave-spin mean-field procedure is shown for different initial guess of the mean field \bar{m} (0.1, 0.5 and 0.9).

The solving method is annealing where all source of noise are neglected. The number of allowed iteration is increased to 100 but the x-axis are limited to convergence in the three panels for sake of clarity, and the error accepted is $\eta = 10^{-5}$.

III. SOLVING THE SPIN MODEL WITH THE RYDBERG-BASED PROCESSOR : DETAILS

In order to solve Eq. (3) of the main text, we use the Transverse-field Ising Hamiltonian [Eq. (4) in main text] as naturally implemented on a Rydberg based quantum

processor. As discussed in the main text, we apply an annealing procedure with the final Hamiltonian as close as possible to the Hamiltonian whose ground state features the correlation functions we want to compute. In this section, we discuss in more details the annealing procedure and the deviations from the ideal case.

A. Optimization of the geometry

The Hamiltonian we are considering, displays a self-consistently determined spin coupling matrix J_{ij} , while the Hamiltonian controlled in the experiment features a van der Waals interaction term $\sum_{j \neq i} C_6/r_{ij}^6$. This section explains how we optimize the geometry of the atom array so that both couplings match as closely as possible.

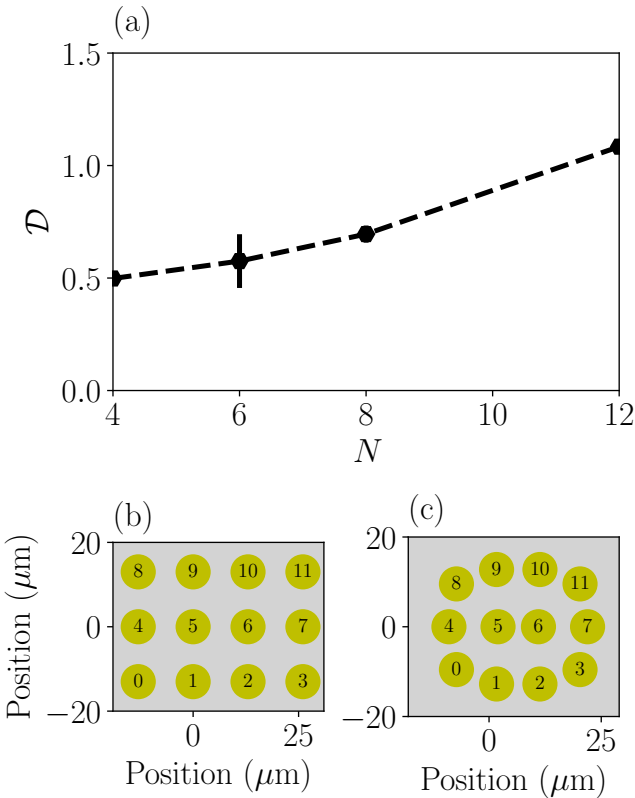


FIGURE 4 – Optimization of geometry for an implementation on a real device. (a) Mean value of the cost function \mathcal{D} (Eq. 27) for different cluster size at $U = 13.1$ MHz. The error bar shows the standard deviation over all \mathcal{D} values encountered during loops. (b) Initial position of the atoms before optimization for a $N = 12$ sites cluster in the last outer loop of the slave-spin mean-field method at $U = 13.1$ MHz. (c) Position of atoms after the optimization of the geometry to minimize \mathcal{D} .

Our goal is thus to minimize the cost function

$$\mathcal{D} = \sqrt{\sum_{i,j} \left(\frac{C_6}{|r_{i,j}|^6} + 4J_{i,j} \right)^2}. \quad (27)$$

We use the conjugate gradient descent algorithm from the scipy library [6] with the following initial guess for the geometry : we place the atoms on a square lattice where the distance between nearest-neighbor atoms is $r_{\text{init}} = \max_{i,j} [(C_6/|4J_{ij}|)^{\frac{1}{6}}]$.

The evolution of \mathcal{D} as a function of the number of sites in the cluster is shown Fig. 4. The optimization of the positions does not lead to a vanishing \mathcal{D} . In practice, the gradient descent algorithm can be trapped in numerous local minima, leading to a poor approximation of $-4 \times J_{ij}$ by the interaction matrix element. In addition, difficulties can arise directly from the symmetries of the initial cluster guess. For instance, in the case of a 2×2 cluster with nearest-neighbor distance a , the distance between next nearest neighbors is always $a/\sqrt{2}$ whereas it should be 0 for our model since $J_{ij} = 0$ for next nearest neighbors. Therefore, in most cases, \mathcal{D} is not exactly zero and finding the best geometry is not an easy task.

Despite these problem, we find that the impact of considering an imperfect optimization of the geometry (leading to a nonzero \mathcal{D}) does not lead to significant changes. In Fig. 5, we show the outcome of the equilibrium and out-of-equilibrium computations with a "perfect geometry" (assuming the coupling is actually J_{ij}) and an imperfect geometry. For the Mott transition, we observe negligible differences for $N = 4$ cluster. For the dynamical behavior, we do observe a change in amplitude but the frequency remains the same as for the slave-spin mean-field interactions. To illustrate the outcome of the optimization procedure, we also show an example of initial and optimized position for $N = 12$ cluster sites in Fig. 4. There, the final pattern is slightly distorted compared to the translation-invariant initial pattern. This is due to the fact that the couplings at the edges of the cluster differ from the ones in the "bulk" of the cluster to account for the cluster's environment. As the cluster size grows, these edge effects have decreasing influence, and the optimization becomes easier. We thus conclude that the geometry optimization yields reasonably faithful interactions.

B. Details of the annealing schedule

Once the geometry is found, the atoms are prepared in the state $|\psi_{\text{start}}\rangle = |g\rangle^{\otimes N}$. The following Hamiltonian is the one applied at $\tau = 0$

$$H_{\text{start}} = \sum_{i \neq j} \frac{C_6}{|\mathbf{r}_i - \mathbf{r}_j|^6} \hat{n}_i \hat{n}_j - \hbar \delta_{\text{start}} \sum_i n_i \quad (28)$$

where $\delta_{\text{start}}/(2\pi) = -5$ MHz so that $|\psi_{\text{start}}\rangle$ is the most excited state of (28). The Rabi frequency and the detuning, addressing globally the array, are then varied over duration τ_{max} to reach the Hamiltonian $-H_s^C$. Following the procedure described in the main text, the Rabi frequency starts at 0 MHz and is driven linearly to $U/2$ ($\hbar\Omega(\tau_{\text{max}}) = U/2$). Similarly, the detunings are all pre-

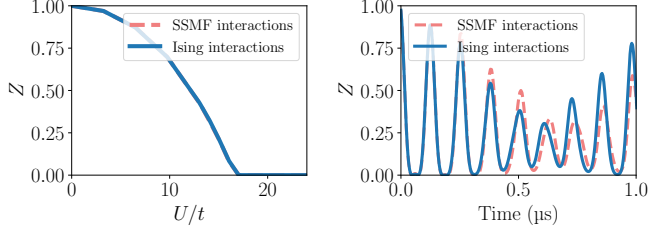


FIGURE 5 – Impact of considering a realistic geometry on a cluster of $N = 4$ sites. Left : Comparison of Z values between method with the real matrix J and the optimized one for 4 sites. Right : Z dynamics after a quench $U_f = 13$ MHz with the same comparison. All other sources of noise are neglected.

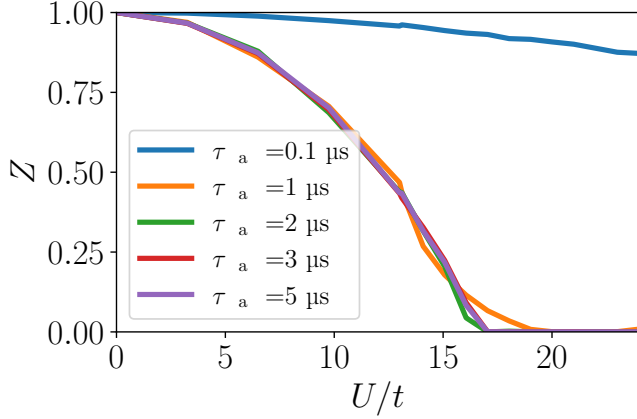


FIGURE 6 – Impact of total annealing time for a cluster of $N = 4$ sites. All other sources of error are neglected.

pared at a value δ_{start} and are driven separately to values $\hbar\delta_i(\tau_{\text{max}}) = \sum_{j \neq i} C_6/r_{ij}^6 + 4\bar{J}\bar{m}z_i$.

The effect of the annealing time on the outcome of the simulation is shown in Fig. 6. Starting from $\tau_{\text{max}} = 3 \mu\text{s}$, its influence is negligible. In our simulations, we choose $\tau_{\text{max}} = 4 \mu\text{s}$ to ensure a good convergence.

To study the dynamics in the Hubbard model, we need to quench the value of the Rabi term. In practice, the quench is not instantaneous owing to the finite response time of the optical modulators. In Fig. 7, we investigate the effect of the finite switch-on time τ_{ramp} on the Rabi frequency and the detuning. We see that this time does impact the frequency of the signal for $\tau_{\text{ramp}} \geq 0.3 \mu\text{s}$. For the modulator technical specifications $\tau_{\text{ramp}} \approx 0.05 \mu\text{s}$, and the effects are negligible.

C. Experimental imperfections

The algorithm described in the main text is designed to work on existing Rydberg processors. To evaluate the effects of noise and experimental limitations on the results, we include them in the simulation. Here we explain the methods we use to emulate the noise and how they are

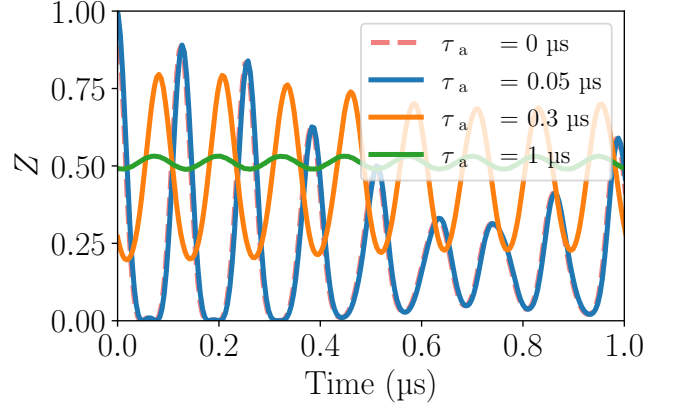


FIGURE 7 – Impact of switch-on time τ_{ramp} in the quench dynamic for a cluster of $N = 4$ sites. We consider $U_f = 13$ MHz. All other sources of error are neglected.

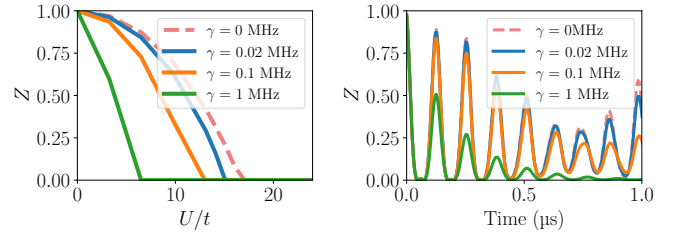


FIGURE 8 – Effect of dephasing noise on the result of for a cluster of $N = 4$ sites. Left : Impact on the Mott phase transition. All other sources of noise are neglected. Right : Impact on the quench dynamic for $U_f = 13$ MHz.

implemented in our code. All numerical simulations are performed with the library QuTiP [7] (exact diagonalization) and the Quantum Learning Machine. The SPAM error is implemented with the library Pulser [8].

1. Dephasing noise

Decoherence during the annealing procedure is described via the Lindblad master equation (following [9]) :

$$\frac{d\rho}{d\tau} = -i[H(\tau), \rho] - \frac{1}{2} \sum_{i=1}^N \gamma_i \left[\{L_i^\dagger L_i, \rho\} - 2L_i \rho L_i^\dagger \right] \quad (29)$$

where ρ is the density matrix of the system and $H(\tau)$ is the resource Hamiltonian at a time τ during the annealing. The jump operators L_i corresponding to dephasing are equal to n_i . For the sake of simplicity, we use a single dephasing parameter $\gamma_i = \gamma$. The effect of this noise is shown for various parameters γ in Fig. 8. For the quench dynamics, the dephasing damps the oscillations but does not change the frequency. We can see this behaviour on the position of the Mott transition, which is towards small values of U/t for large γ .

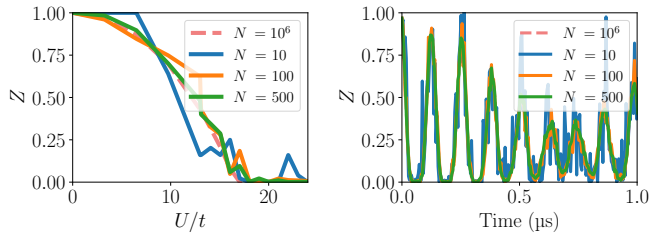


FIGURE 9 – Impact of different sampling rate N_s on measured states for a cluster of $N = 4$ sites. Left : at equilibrium and right : out of equilibrium ($U_f = 13$ MHz). All other sources of error are neglected.

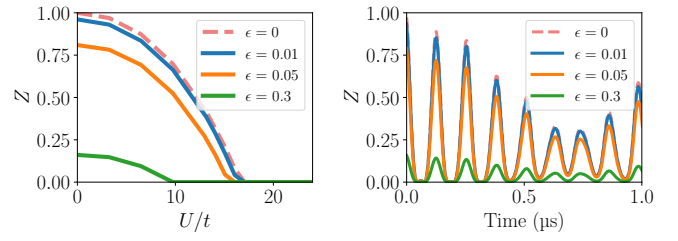


FIGURE 10 – Impact of measurement error for a cluster of $N = 4$ sites. Left : shows the effect of $\epsilon = \epsilon'$ at equilibrium and right : out of equilibrium for $U_f = 13$ MHz. The number of shots considered for each measurement is 10^6 . All other sources of noise are neglected.

2. Sampling and measurement error

We simulate the sampling of states as would be done on Rydberg processor (shot-noise) by picking randomly N_s times a bitstring with a probability equal to the probability to measure this bitstring in the z-basis. The impact of such a procedure is shown Fig. 9 at equilibrium and out of equilibrium : it becomes negligible as soon as $N_s \approx 100$.

Finally, we model the readout error by a probability of error ϵ of detecting an atom in a state $|r\rangle$ instead of its real state $|g\rangle$ and ϵ' of not detecting an excited atom. We choose $\epsilon = \epsilon' = 3\%$ for both values in the main text [10]. The impact of the errors for $\epsilon = \epsilon'$ is shown in Fig. 10. Until $\epsilon \approx 5\%$, the behavior of the system remains the same.

-
- [1] A. Rüegg, S. D. Huber, and M. Sigrist, *Physical Review B* **81**, 155118 (2010).
 - [2] W.-W. Yang, H.-G. Luo, and Y. Zhong, *Chinese Physics B* **28**, 107103 (2019).
 - [3] M. Schiró and M. Fabrizio, *Physical Review B* **83**, 165105 (2011).
 - [4] L. de'Medici, A. Georges, and S. Biermann, *Physical Review B* **72**, 205124 (2005).
 - [5] S. R. Hassan and L. de' Medici, *Physical Review B* **81**, 035106 (2010).
 - [6] P. Virtanen, R. Gommers, T. E. Oliphant, M. Haberland, T. Reddy, D. Cournapeau, E. Burovski, P. Peterson, W. Weckesser, J. Bright, S. J. van der Walt, M. Brett, J. Wilson, K. J. Millman, N. Mayorov, A. R. J. Nelson, E. Jones, R. Kern, E. Larson, C. J. Carey, Í. Polat, Y. Feng, E. W. Moore, J. VanderPlas, D. Laxalde, J. Perktold, R. Cimrman, I. Henriksen, E. A. Quintero, C. R. Harris, A. M. Archibald, A. H. Ribeiro, F. Pedregosa, P. van Mulbregt, and SciPy 1.0 Contributors, *Nature Methods* **17**, 261 (2020).
 - [7] J. R. Johansson, P. D. Nation, and F. Nori, *Computer Physics Communications* **184**, 1234 (2013).
 - [8] H. Silvério, S. Grijalva, C. Dalyac, L. Leclerc, P. J. Karalekas, N. Shammah, M. Beji, L.-P. Henry, and L. Henriët, *Quantum* **6**, 629 (2022).
 - [9] V. Lienhard, S. de Léséleuc, D. Barredo, T. Lahaye, A. Browaeys, M. Schuler, L.-P. Henry, and A. M. Läuchli, *Physical Review X* **8**, 021070 (2018).
 - [10] S. de Léséleuc, D. Barredo, V. Lienhard, A. Browaeys, and T. Lahaye, *Physical Review A* **97**, 053803 (2018).