

# Exploring the Impact of Lay User Feedback for Improving AI Fairness

Evdoxia Taka<sup>1</sup>, Yuri Nakao<sup>2</sup>, Ryosuke Sonoda<sup>2</sup>, Takuya Yokota<sup>2</sup>, Lin Luo<sup>1</sup>, Simone Stumpf<sup>1</sup>

<sup>1</sup>University of Glasgow, UK

<sup>2</sup>Fujitsu Limited, Japan

evdoxia.taka@glasgow.ac.uk, nakao.yuri@fujitsu.com, sonoda.ryosuke@fujitsu.com, yokota-takuya@fujitsu.com, 28416971@student.gla.ac.uk, simone.stumpf@glasgow.ac.uk

## Abstract

Fairness in AI is a growing concern for high-stakes decision making. Engaging stakeholders, especially lay users, in fair AI development is promising yet overlooked. Recent efforts explore enabling lay users to provide AI fairness-related feedback, but there is still a lack of understanding of how to integrate users' feedback into an AI model and the impacts of doing so. To bridge this gap, we collected feedback from 58 lay users on the fairness of a XGBoost model trained on the Home Credit dataset, and conducted offline experiments to investigate the effects of retraining models on accuracy, and individual and group fairness. Our work contributes baseline results of integrating user fairness feedback in XGBoost, and a dataset and code framework to bootstrap research in engaging stakeholders in AI fairness. Our discussion highlights the challenges of employing user feedback in AI fairness and points the way to a future application area of interactive machine learning.

## Introduction

The use of AI in decision-making has risen dramatically and with it concerns about its appropriate and responsible application. A major issue is the possibility of unfair decision-making by biased AI models (Kirkpatrick 2016).

Unfair AI decision-making can develop through embedding existing human values, e.g. if the AI model is developed from data collected from (biased) human decision-makers, or through training processes which introduce bias, e.g. if the model learns that certain postcodes in which a marginalized group lives are associated with higher risk (Zhang, Wu, and Wu 2017; Rice 1996). To date, a number of tools have been developed to help data scientists assess and mitigate bias and unfairness (Bellamy et al. 2019; Ahn and Lin 2019; Cabrera et al. 2019) alongside approaches to remove bias from AI models (Mehrabi et al. 2021). While great strides have been made in this direction, it is still not obvious which fairness metric to apply, and which attributes to apply the fairness metric on. There are currently over 20 fairness metrics in existence which often conflict and are context-dependent, and there might be other, non-obvious attributes that are sensitive.

Copyright © 2024, Association for the Advancement of Artificial Intelligence (www.aaai.org). All rights reserved.

Hence, there have been increasing calls for engaging stakeholders in developing an AI system to ensure its fairness (Holstein et al. 2019; Lee et al. 2020). Previous research (Nakao et al. 2022b) has explored how to directly involve lay users in assessing the fairness of AI decision-making for loan applications and how to empower lay users to provide feedback about a model's predictions to improve its fairness. This work found that lay users' feedback can indeed be used to increase the fairness of a retrained model, measured through the Disparate Impact metric, but that there is a significant set of users who decreased fairness through their input.

Our work builds on involving lay users in developing fairer AI models, by directly seeking their input, through an interactive machine learning framework. Our aim was to investigate how to integrate feedback from lay users into an AI model, and to explore if integrating user feedback will make the model fairer.

To do so, we ran a study collecting feedback from 58 lay users on the fairness of loan application outcomes. We then conducted a set of analyses to investigate the impact of this feedback on individual and group fairness. Our research contributes the following:

- an open dataset of lay user feedback on the fairness of loan applications which can be used to stimulate further analyses and research;
- baseline approaches to integrate user fairness feedback in XGBoost;
- a better understanding of the feasibility of taking lay user feedback on AI model fairness into consideration;
- a set of challenges that future work in interactive machine learning will need to overcome to leverage fairness feedback.

## Related Work

We review common methods for fairness measurement and bias mitigation. We summarize efforts using human-centered approaches to integrate user feedback on fairness.

## Fairness Metrics

Numerous fairness metrics, categorized as group, subgroup, and individual fairness, have been introduced to measure AI

fairness (Verma and Rubin 2018; Mehrabi et al. 2021; Bellamy et al. 2019). *Group fairness*, a widely adopted concept, emphasizes equitable treatment for both protected (e.g., gender, usually defined by laws) and unprotected groups. Prevalent metrics include *statistical parity* (Dwork et al. 2012), *equal opportunity* (Hardt, Price, and Srebro 2016), *equalized odds* (Hardt, Price, and Srebro 2016), or *conditional statistical parity* (Berk et al. 2021). *Subgroup fairness* (Kearns et al. 2018, 2019; Kobayashi and Nakao 2022) aims for fair treatment of more granular segments formed by intersecting multiple protected attributes (e.g. Black women). *Individual fairness* focuses on similar treatment for similar individuals (Dwork et al. 2012; Kusner et al. 2017), which can be measured by *consistency* (Zemel et al. 2013) and *theil index* (Speicher et al. 2018), yet difficulties with distance-based similarity computations (Cheng et al. 2021) still persist. Moreover, fairness is a human value with stakeholders differing in their fairness definitions (Nakao et al. 2022a). Fairness metrics may be incompatible, posing challenges in metric selection for specific contexts (Shneiderman 2020; Srivastava, Heidari, and Krause 2019; Corbett-Davies et al. 2017).

### Bias Mitigation

Various bias mitigation approaches have emerged to tackle unfairness (Hort et al. 2022), using pre-, in-, and post-processing interventions in the machine learning (ML) system pipeline. *Pre-processing mitigation* involves modifying the raw data to eliminate or reduce potential biases (Friedler et al. 2019), such as relabeling data (Kamiran and Calders 2009, 2012), perturbing data attributes (Feldman et al. 2015; Wang, Ustun, and Calmon 2019), reweighing samples’ importance (Calders, Kamiran, and Pechenizkiy 2009; Krasanakis et al. 2018), or altering data distribution by sampling (Kamiran and Calders 2012). *In-processing mitigation* includes optimizing hyper-parameters (Chakraborty et al. 2020), regularizing to modify loss functions (Zhang and Weiss 2022; Kamishima et al. 2012), and active learning-based fairness mitigation (Noriega-Campero et al. 2019; Anahideh, Asudeh, and Thirumuruganathan 2022) while training the model. *Post-processing mitigation* addresses bias in already trained models, e.g., by modifying the decision boundary (Iosifidis, Fetahu, and Ntoutsi 2019) or prediction results (Kamiran et al. 2018).

Bias mitigation approaches usually target a specific fairness metric, and given the context-dependent nature of fairness metrics, they should be cautiously applied. Although many toolkits have been developed to facilitate evaluating and mitigating bias, for example, AI Fairness 360 (Bellamy et al. 2019), Fairlearn (Weerts et al. 2023), and the What-If Tool (Wexler et al. 2019), they cover a limited set of fairness metrics and lack contextualization (Lee and Singh 2021).

### Human-Centered Fairness and Interactive Machine Learning

Research so far has overlooked stakeholders’ AI fairness perspectives, often without AI knowledge, resulting in gaps in tailoring algorithms to meet specific needs in practical applications. To bridge this gap, users’ involvement in directly

shaping an ML model has been explored in the field of *active learning (AL)* and *interactive machine learning (IML)*. In AL (Settles 2009), humans, as oracles, provide annotations on system-selected examples. IML (Fails and Olsen Jr 2003), akin to AL treating humans as oracles, is a paradigm involving diverse stakeholders in tightly coupled and incremental AI development loops (Mosqueira-Rey et al. 2022; Amershi et al. 2014; Dudley and Kristensson 2018; Ramos et al. 2020) but using user-generated or user-selected examples. A benefit of IML is rapid model update (Maadi, Akbarzadeh Khorshidi, and Aickelin 2021; Gillies et al. 2016; Wu et al. 2022), while allowing seamless human-AI interactions for data production and selection, and model evaluation and refinement (Sakata, Baba, and Kashima 2019; Huang et al. 2019; Kapoor et al. 2010; Maadi, Akbarzadeh Khorshidi, and Aickelin 2021).

Work on incorporating human feedback in AI fairness, with users as “fairness oracles”, is nascent. Recent research has investigated leveraging IML for integrating human knowledge for AI fairness, from dataset debiasing and feature engineering (Ghai and Mueller 2022; Ahn and Lin 2019; Lertvittayakumjorn, Specia, and Toni 2020; Holstein et al. 2019), to fair active learning-based sample labeling (Anahideh, Asudeh, and Thirumuruganathan 2022) and interactive model selection after training (Ashktorab et al. 2023). Nakao et al. (Nakao et al. 2022b) involve lay users directly in AI fairness allowing feedback on model predictions and feature weight adjustments, thereby improving fairness with respect to one fairness metric. We extend this work in this paper, investigating how user feedback affects the fairness of a model based on multiple metrics.

## Method

We set up an online study that asked participants to interact with an AI model through a prototype user interface similar to that used by Nakao et al. (2022b). We then conducted a number of offline experiments on the participants’ feedback we collected.

### The Dataset and AI Model

**Dataset.** We used an open-source loan application dataset, the Home Credit dataset (Home Credit 2018). The training instances noted clients with payment difficulty, and in our user study we used this as the basis for predicting acceptance or rejection of clients’ applications.

**Feature Selection.** We reduced the number of attributes from the 120 original attributes of the dataset: we dropped 49 (non-important) features with more than 25% missing values, and 22 features with ambiguous descriptions that did not relate to our work. From the final 49 features that were used for the training, 3 were protected attributes (gender, marital status, age).

**Instance Selection.** The dataset consists of a training and test set. The first includes the Target variable, the second does not. We trained and tested the model using 100,000 instances from the training set (split into a train-test ratio of 70 – 30), undersampling to deal with the class imbalance and missing values. We used the first 1,000 instances of

the test set to predict application outcomes using the trained model. Participants were then provided with these predictions to collect their feedback on the fairness of the model’s decision.

**Data Preprocessing.** Missing values were appropriately imputed. Normalization of amount features with very large numerical values, appropriate encoding of categorical variables, and some feature value transformations for readability purposes were applied. Some label and value transformations were also applied before displaying the instances to participants to ease understandability.

**AI Model.** We chose a XGBoost classifier (XGBoost Developers 2022; Chen and Guestrin 2016) to develop the model since it has been often applied to this dataset and has achieved good results. We displayed the fairness metrics of the model during the user study as follows. For *Consistency*, we computed the  $k = 5$  most similar applicants for each applicant. For *Demographic parity ratio (DPR)*, we determined the unprivileged and privileged groups of a protected attribute based on the minimum and maximum selection rates, respectively, for computation (Weerts et al. 2023).

The code for preparing the data and training the model can be found in the code & data supplementary material<sup>1</sup>.

## The User Interface

Inspired by user interfaces (UIs) in IML (Stumpf et al. 2009; Dudley and Kristensson 2018) and AI fairness (Wexler et al. 2019; Ahn and Lin 2019; Cheng et al. 2021; Nakao et al. 2022a), we designed an UI to present the details of loan applications, to explain how the AI system made decisions, and to enable users to provide feedback. The prototype has two main views in separate tabs: the *dataset* (Fig. 1) and the *model* view. Both views show a *system overview* at the top (Fig. 1a).

**System Overview.** This component shows the percentage of accepted applications, and the percentage of accepted or rejected application decisions, respectively, marked as fair or unfair by the participant. It can provide a brief explanation of how the model works in lay user-friendly terms, and shows the consistency score of the model.

**Dataset View.** This component shows a list of applications with their predicted decisions, prediction confidence of the trained model, and participant’s fairness decisions (Fig. 1b). This list can be sorted and filtered to find applications to look at and feedback on. Next to this list view is a similarity graph showing the similarity between applications on the y-axis and prediction confidence on the x-axis. Clicking an application in the list highlights it in the similarity graph, revealing all other applications. Below the graph, we displayed details of the selected application. Selecting a different application in the graph presents its details alongside the current selection.

Feedback is provided by users through the list view, which opens a modal window (Fig. 1c). In this window, users could mark applications as Fair or Unfair, sort attributes and weights, and adjust feature weights using a slider.

**Model View.** This component presents a causal graph (Wright 1934; Pearl 1995) showing all attributes and their influence on decisions. Clicking an attribute’s node reveals its weight (from XGBoost feature weights), in-degree and out-degree, demographic parity ratio, and a graph illustrating acceptance rates for each attribute value (proportion of applications with that value accepted). Below the causal graph, a sorted list of acceptance rates for loan application groups (containing at least 10 instances) is displayed. Clicking a rate shows the associated feature combinations. Screenshots can be found in the technical appendix.



Figure 1: The *dataset* view of the prototype. (a) System overview. (b) Application details and similarity graph. (c) User feedback input.

## User Study

**Participants.** 60 participants over 18 years old were recruited through Prolific, but 2 were excluded due to data issues. Overall, 58 participants provided feedback (30 female, 28 male) and were compensated with £5 for a 30-minute session. In order to target lay users, participants were required not to have a background in AI. Prolific provided other de-

<sup>1</sup>[https://anonymous.4open.science/r/exploring\\_impact\\_of\\_lay\\_user\\_feedback\\_for\\_improving\\_ai\\_fairness/README.md](https://anonymous.4open.science/r/exploring_impact_of_lay_user_feedback_for_improving_ai_fairness/README.md)

mographic data but we did not use them in our analysis. The study was approved by the Institution’s Ethics Committee.

**Procedure.** After accepting the HIT on Prolific, the participants were directed to the study website. After gaining informed consent, participants were exposed to a brief participants tutorial for the UI. They had then 20 minutes to assess applications for fairness, and to give feedback for enhancing decision fairness.

**Data Collected.** The collected data includes participant-specific log files and anonymous demographic information. Log files captured time-stamped interactions with applications, feature combinations, causal graph nodes, similar applications, fairness ratings, proposed weights, filtered attribute, and prediction confidence sorting. Participant demographics consist of age, gender, ethnicity, birth and residence countries, nationality, language, student and employment status.

## Data Analysis

We evaluated model performance through offline experiments involving retraining on the training set incorporating feedback. Our results are based on 58 participants who provided feedback labels (“fair” or “unfair”), and 49 who also provided feedback weights for the trained XGBoost model alongside the feedback label. We examined a global model trained on all feedback and individual models trained on each participant.

We evaluated the impact of participants’ feedback on model fairness using common group and individual fairness metrics. Five group fairness metrics – *demographic parity ratio (DPR)*, *conditional demographic disparity (CDD)*, *equal opportunity difference (EOD)*, *average odds difference (AOD)*, *predictive parity difference (PPD)* – were computed on the 3 protected attributes (*gender, marital status, age*). Two individual fairness metrics – *consistency (k=10)* and *the Theil index (TI)* – were also employed. We also calculated the *accuracy* of each model.

We computed the baseline for each fairness metric to serve as a comparison with retrained models. Table 1 shows baseline values for fairness metrics, showing their respective “ideal” values. Our analysis indicates fairness issues exist in DPR, EOD, AOD, and consistency before feedback integration. Additionally, there is room for improvement in CDD, PDD, and TI. In subsequent sections, we show the baseline as a horizontal black line in any graphs.

	DPR ( $\approx 1$ )	CDD ( $\leq 0$ )	EOD ( $\approx 0$ )	AOD ( $\approx 0$ )	PPD ( $\approx 0$ )
Gender	0.76	-0.04	-0.14	-0.15	-0.02
Marit. Stat.	0.65	-0.04	-0.23	-0.27	-0.04
Age	0.46	$3 \times 10^{-4}$	-0.39	-0.44	-0.07
Cons. ( $\approx 1$ )	0.59	TI ( $\approx 0$ )	Acc. %		
		0.30	66.58		

Table 1: Baseline metrics for the XGBoost model with corresponding “ideal” values in parentheses.

For deeper insight into participants’ feedback, we employed *K*-Means clustering (Hartigan and Wong 1979) based on the fairness metric value changes. We performed a grid-search for optimal cluster count *n* using the Silhouette

score. We set  $n = 3$  to achieve the highest Silhouette score.

The collected data and code for the feedback integration and analyses can be found in the code & data supplementary material<sup>2</sup>.

## Results

### Feedback Integration Approaches

First, we explored three approaches for integrating participants’ feedback into XGBoost.

- **Labels\_Fair+Unfair:** Only the feedback labels were used to integrate the feedback into the training set. If the feedback label of a feedback instance was “unfair”, we flipped its target value and then integrated this feedback instance into the training set. If the feedback label was “fair”, we simply included the feedback instance in the training set.
- **Labels\_Unfair:** Only the feedback instances labeled as “unfair” were integrated into the training set after their target value was flipped. We discarded the feedback instances labeled as “fair”.
- **Labels+Weights\_Fair+Unfair:** Only the feedback instances containing both labels and weights were integrated into the training set. The feedback labels were treated as in the `Labels_Fair+Unfair` approach. For the feedback weights, we set the XGBoost<sup>3</sup> `feature_weights` argument of the `fit` method to the normalized feedback weights while keeping the weights of the non-interacted features unchanged.

In all approaches, we adjusted the weights of all training instances to address class imbalances and equalize the contributions of feedback and pre-existing training instances.

The potential approaches for integrating user feedback into the model may not be limited to those we explored. For example, other possibilities include: oversampling the feedback instances, feature pruning, or integrating user feedback into a different type of model that uses feature weights directly (e.g. logistic regression). We encourage other researchers to investigate possible integration approaches and compare to our baselines.

For all of these approaches, we also explored two further avenues in retraining the XGBoost with participants’ feedback, splitting the training dataset.

- **OneOff:** We integrated all feedback instances across every participant into the training set and then retrained the XGBoost. This simulates a crowd-sourcing setting and allows us to investigate the overall effect of participants’ feedback on the model’s fairness.
- **IML:** We trained an independent XGBoost for each participant, using an IML setting: a participant’s feedback instances were integrated into the training set one at a time in increasing timestamps, with all previous feedback

<sup>2</sup>[https://anonymous.4open.science/r/exploring\\_impact\\_of\\_lay\\_user\\_feedback\\_for\\_improving\\_ai\\_fairness/README.md](https://anonymous.4open.science/r/exploring_impact_of_lay_user_feedback_for_improving_ai_fairness/README.md)

<sup>3</sup>Python API: <https://xgboost.readthedocs.io/en/stable/index.html>

	OneOff_Labels_Fair+Unfair					OneOff_Labels_Unfair					OneOff_Labels+Weights_Fair+Unfair				
	Acc. % (+)	Cons. (+)	TI (-)			Acc. % (+)	Cons. (+)	TI (-)			Acc. % (+)	Cons. (+)	TI (-)		
	-0.66	<b>0.07</b>	1.46			-2.13	-0.87	5.81			-1.14	-0.48	3.81		
	<b>DPR (+)</b>	<b>CDD (-)</b>	<b>EOD (+)</b>	<b>AOD (+)</b>	<b>PPD (+)</b>	<b>DPR (+)</b>	<b>CDD (-)</b>	<b>EOD (+)</b>	<b>AOD (+)</b>	<b>PPD (+)</b>	<b>DPR (+)</b>	<b>CDD (-)</b>	<b>EOD (+)</b>	<b>AOD (+)</b>	<b>PPD (+)</b>
Gender	0.06	0.66	-2.15	<b>2.08</b>	-32.86	1.57	8.12	3.89	<b>9.56</b>	-59.28	0.06	2.76	2.57	1.03	<b>6.80</b>
Marit. Stat.	-3.57	-6.51	-10.91	-10.26	<b>6.89</b>	5.50	0.79	<b>16.32</b>	15.52	-8.26	-3.90	-5.01	-5.63	-14.20	<b>8.39</b>
Age	0.23	<b>-124.66</b>	0.67	-1.64	-6.37	0.20	<b>-280.22</b>	-2.66	4.67	-55.56	-5.77	135.94	-8.40	-5.31	-16.90

Table 2: Percentage changes % of accuracy and fairness metrics after integrating feedback for the OneOff\_Labels\_Fair+Unfair, OneOff\_Labels\_Unfair, and OneOff\_Labels+Weights\_Fair+Unfair approaches. The sign of the percentage change indicating an improvement in comparison to baseline in each case is in parentheses. Best values for each attribute within an approach highlighted in bold.

instances remaining in the training set. The XGBoost was retrained from scratch after each integration step.

## Effects on Model Fairness

**Integrating feedback from all participants** We expected this analysis to help us choose fairness metrics: either a metric would consistently improve across all attributes (i.e., that metric gives a consistently better signal for fairness for all attributes), or that there would be improvements across all metrics for certain attributes (i.e., that there is an overwhelming signal for an attribute to be considered for fairness). Table 2 provides an overview of the effects of integrating all participants’ feedback into the accuracy and fairness metrics.

We found that all three integration approaches drop in accuracy, as is often the case with bias mitigation, with the OneOff\_Labels\_Unfair seeing the highest drop in accuracy. Similarly, individual fairness metrics are deteriorating, except for consistency in the OneOff\_Labels\_Fair+Unfair approach.

We then looked at five group fairness metrics. We found that all approaches often improved group fairness for some metric on some attribute. For example, OneOff\_Labels\_Fair+Unfair and OneOff\_Labels\_Unfair approaches showed a vast improvement of CDD on age, and the Labels+Weights\_Fair+Unfair approach greatly improved PPD on gender and marital status.

However, neither one of our initial assumptions were found to be completely true. We found that there is no consistent pattern *across the three approaches* in regard to a particular protected attribute nor a fairness metric. For example, while OneOff\_Labels\_Fair+Unfair improved the DPR on gender and age, it worsened it on marital status. However, we found that using OneOff\_Labels\_Unfair obtains good improvements for *all attributes on specific fairness metrics*, DPR and AOD (see grey background in Table 2). These results suggest that choosing DPR and/or AOD when using the OneOff\_Labels\_Unfair approach might be the most promising avenue for integrating all user feedback into an overall model.

**Integrating feedback for each participant** We expected similar results for individual feedback as integrating all user feedback. When investigating each individual model’s effect on fairness, we focussed on DPR and AOD using the IML-Labels\_Unfair approach as this already had shown good results in the more general case; correspond-

ing figures for the other approaches and fairness metrics can be found in the technical appendix.

Fig. 2 presents the percentage change of DPR and AOD computed for each participant’s model trained using the IML-Labels\_Unfair approach, sorted by the amount of percentage change. We found that most participants’ feedback improved DPR and AOD on gender, however, overwhelmingly, their feedback deteriorated DPR and AOD on marital status and age.

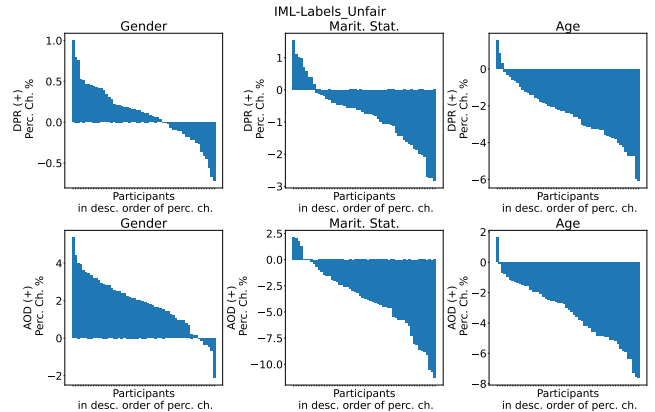


Figure 2: Percentage change of DPR and AOD from baseline per participant for the IML-Labels\_Unfair approach.

This pattern of “picking” an attribute to optimize for fairness, with possibly unintended effects on other attributes, can be seen more clearly in an individual’s feedback. For example, Fig. 3 presents the DPR and AOD values for the protected attributes of one of the participants for the IML-Labels\_Unfair approach. The values of all integration steps are shown in the raw and CMA form. The participant improves fairness for both DPR and AOD on gender, roughly follows the baseline fairness for marital status, and deteriorates fairness on age.

To further investigate common patterns in participants’ feedback, possibly indicating conflicting fairness notions, we conducted a clustering analysis based on the percentage changes of the group fairness metrics. Fig. 4 shows the DPR and AOD percentage change graphs of each cluster (description of the full clustering results and centroid description can be found in the technical appendix). Participants in *cluster 0*, the largest cluster, improve DPR and AOD on gender by a large amount, while there are also a few who improve DPR and AOD on marital status and age. The second largest clus-

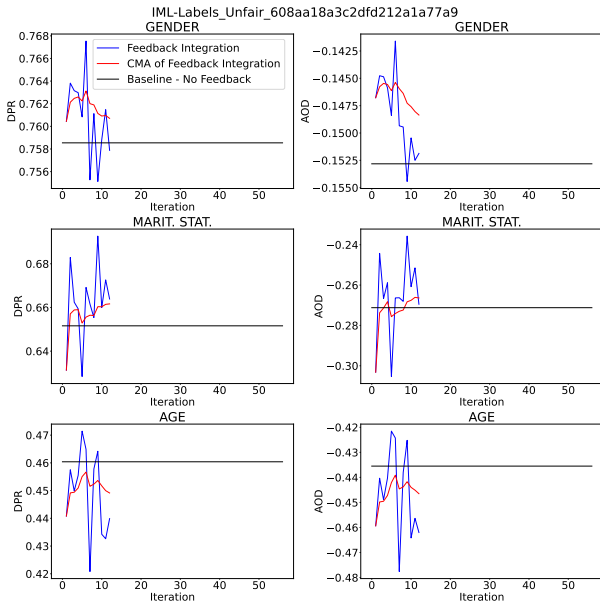


Figure 3: DPR and AOD of the protected attributes for one of the participants calculated based on the IML-Labels\_Unfair approach. An iteration represents a single feedback instance integration step. Raw values are shown in blue, CMA in red.

ter, *cluster 1*, is similar to cluster 1, but all of the participants deteriorate both DPR and AOD on age. *Cluster 2* is quite small, and captures participants who make only small improvements on DPR and AOD for gender and age but deteriorate DPR and AOD on marital status; in fact, these are the few individuals who, on average, make fairness worse in all respects.

**Other Feedback** We have already shown that participants differed in improving group fairness metrics on protected attributes. Another reason for these conflicting patterns might be that they also subscribed to notions of fairness outside of the common individual or group fairness metrics. To explore this, we turned to the interaction logs to investigate how much participants interacted with each attribute and what changes they suggested to the weights of the attributes. Table 3 shows the top 10 attributes that participants interacted with, along with the average proposed weight change. (Table with all attributes can be found in the technical appendix.)

We found that protected attributes (gender, marital status and age) did feature in the top 10 attributes, however, participants did not seem to specifically target the protected attributes; less than half of participants interacted with each one of them. This could possibly explain why improvements were not consistent across protected attributes in the fairness metrics; these results are “happy accidents” along the way of trying to fix other fairness issues participants perceived.

Instead, other, non-protected attributes which are usually not considered in fairness metrics were frequently adjusted. For example, the attribute most participants interacted with was FLAG\_OWN\_CAR (applicant’s ownership of a car). We

Attribute	No. Part.	Av. Weight Ch. %
FLAG_OWN_CAR	34	-396.69
Gender	23	-357.21
YEARS_EMPLOYED	23	187.87
NAME_INCOME_TYPE	22	36.37
NAME_HOUSING_TYPE	20	150.67
AMT_INCOME_TOTAL	18	inf
NAME_EDUCATION_TYPE	18	-259.89
OCCUPATION_TYPE	18	204.44
Marit. Stat.	17	188.69
AGE	17	99.23

Table 3: Top 10 attributes that participants interacted with in at least one of their feedback instances, along with the average proposed weight change in comparison to model’s weights before integrating the feedback. An inf percentage change occurs when the weight was initially 0.

also noted that a number of the attributes that participants interacted with deal with employment, income, owning a home, etc. Similar to previous work (Nakao et al. 2022b), participants might have considered *affordability* as a fairness notion.

## Discussion

### Limitations

Our work is not without limitations. First, we chose a subset of fairness metrics to investigate. Participants could have aligned with different metrics we did not compute; this would be an area of further investigation. Second, we only tried a limited number of approaches to integrate user feedback. Other approaches we considered but did not proceed with might be worthwhile next steps to take. Our dataset and code should provide a good starting base. Finally, we collected user feedback *outside* of a true IML setting: we did not retrain an individual’s model online nor did we show the updated predictions of the retrained model to participants. Hence, it could be argued that participants were “flying blind” as they were not given any information about the effect of their feedback on the model’s fairness. Thus, we suggest conducting a user study in an IML setting, similar in approach to Kulesza et al. (2015), in which we could help guide users’ focus on attributes, especially in multi-attribute settings, by presenting them the effect of their feedback.

### Implications and Future Research Directions

**Picking fairness metrics.** Previous work (Shneiderman 2020; Srivastava, Heidari, and Krause 2019) in this area has noted that fairness metrics are context-dependent, and that individuals might hold conflicting fairness notions with each other. Our investigations confirmed this. Yet, there is no clear criterion for selecting any of the fairness metrics in preference over others. We found that participants did not improve a fairness metric for all protected attributes; the pattern was much more complex, and it seemed that many participants chose one metric and one attribute to optimize. More work is warranted to investigate patterns of user feedback and effects on fairness.

It could also be that we simply did not capture the fairness notions that participants had in the fairness metrics we used.

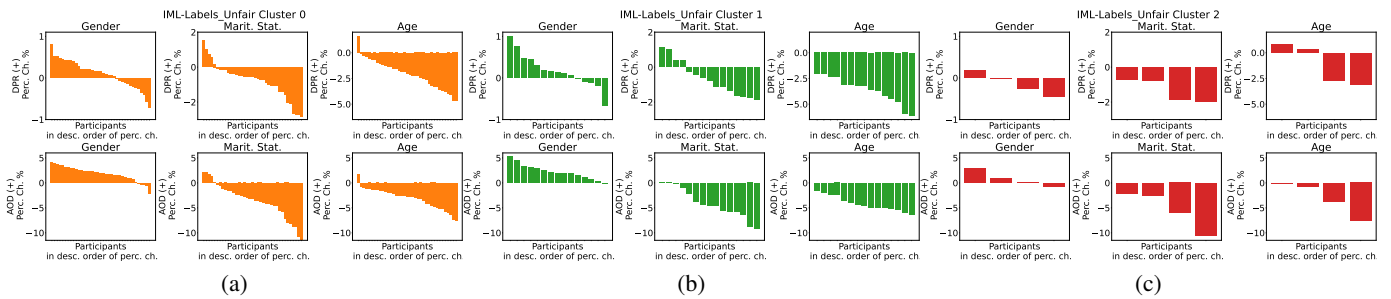


Figure 4: Clustering results: Percentage change of DPR and AOD from baseline per participant for the IML-Labels\_Unfair approach in each one of the clusters.

Evidence for this comes from the interactions participants had with the attributes. We found that less than half of the participants interacted with the protected attributes, which we used in the computation of group fairness, while there were other, non-protected attributes participants might have deemed as irrelevant or unfairly used (e.g. FLAG\_OWN\_CAR) or more important (e.g. YEARS\_EMPLOYED) to ground a decision on who gets a loan. Thus, we might employ user feedback to extend fairness metrics beyond protected attributes, by defining fairness not only based on discrimination but also on the perspective of stakeholders (Nakao et al. 2022a,b; Kim and Leung 2007).

Still, our work points to the possibility of leveraging user feedback to improve the fairness of a model. Fairness increased on multiple protected attributes with DPR and AOD when participants supplied labels to mark up predictions they considered unfair and the feedback of *all of them* was integrated; this suggests that the “wisdom of the crowd” (Surowiecki 2005) could be tapped for AI fairness.

**Implementing AI Fairness** Recall that we integrated feedback into the model both as one-shot retraining from all participants, and also incrementally using each participant’s feedback instances into separate models. We found that changes in fairness metrics differed between these two approaches. For example, in the Labels\_Unfair approach, most participants seemed to deteriorate DPR and AOD on marital status and age individually, but not when their feedback instances were pooled together. We encourage research to better understand how to integrate user feedback.

We already pointed out that there are other integration and evaluation approaches that could be investigated. However, even the fairness metrics we did implement could be computed differently. For example, consistency can be computed for a varying amount of neighbors ( $k$ ); the individual fairness value drops considerably as  $k$  is increased. Similarly, group fairness values depend on how protected groups are chosen. As a community interested in AI fairness, we need to decide standard ways of measuring fairness for comparison.

We could also choose to be more selective about which user feedback to integrate. As previous research (Nakao et al. 2022b) and our own results have found, some participants’ feedback can deteriorate fairness metrics. We could imagine developing a mechanism for identifying this kind of

“poor” feedback and a strategy to deal with it. For example, we could include or discard individual models based on their effects, to train an overall model. However, this depends on the choice of fairness metrics to apply; based on our earlier discussion point, this is might prove difficult.

**AI Fairness in practice** Questions remain when and how to obtain and leverage user feedback in the AI development lifecycle. Our approach could be valuable before a model is deployed in practice, to reflect stakeholder views more closely. Although our approach gathered user feedback after an initial model was trained, user feedback could also be gathered on the training set, using labels to mark Fair and Unfair decisions. Finally, it could even be useful as a testing approach after deployment (Groce et al. 2014), to ensure that models stay fair.

While our focus was on feedback by lay users, other stakeholders may have other fairness definitions, driven possibly by their job responsibilities (Nakao and Yokota 2023); thus, research that includes a wider range of stakeholders and their fairness notions is warranted.

## Conclusions

In this work, we explored methods to integrate users’ feedback on AI fairness and investigated impacts on group and individual fairness. We ran a user study to collect feedback from 58 participants on the fairness of predicted labels from a pre-trained XGBoost model for loan applications, allowing the adjustment of feature weights. We proposed three different feedback integration approaches in two settings, an one-shot and an IML setting. We found that:

- Accuracy dropped, and, on the whole, individual fairness metrics did not improve whenever we integrated user feedback;
- User feedback, when taken all together, did improve group fairness DPR and AOD for protected attributes when participants supplied labels that marked up predictions they considered unfair.
- Participants seemed to have conflicting and different fairness notions. Our clustering analysis showed patterns of improving DPR and AOD on specific protected attributes. Many participants also adjusted weights of non-

protected attributes, indicating that they might have not used common fairness metrics to judge AI fairness.

Overall, our findings demonstrated the feasibility of incorporating stakeholders' feedback for AI fairness but also pointed out its challenges. By making the data and analysis code available to bootstrap further comparison and research, we have taken important first steps toward leveraging user feedback in the design and development of fair AI.

## References

- Ahn, Y.; and Lin, Y.-R. 2019. FairSight: Visual Analytics for Fairness in Decision Making. *IEEE Transactions on Visualization and Computer Graphics*, 1–1.
- Amershi, S.; Cakmak, M.; Knox, W. B.; and Kulesza, T. 2014. Power to the people: The role of humans in interactive machine learning. *Ai Magazine*, 35(4): 105–120.
- Anahideh, H.; Asudeh, A.; and Thirumuruganathan, S. 2022. Fair active learning. *Expert Systems with Applications*, 199: 116981.
- Ashktorab, Z.; Hoover, B.; Agarwal, M.; Dugan, C.; Geyer, W.; Yang, H. B.; and Yurochkin, M. 2023. Fairness Evaluation in Text Classification: Machine Learning Practitioner Perspectives of Individual and Group Fairness. In *Proceedings of the 2023 CHI Conference on Human Factors in Computing Systems*, CHI '23. New York, NY, USA: Association for Computing Machinery. ISBN 9781450394215.
- Bellamy, R. K. E.; Dey, K.; Hind, M.; Hoffman, S. C.; Houde, S.; Kannan, K.; Lohia, P.; Martino, J.; Mehta, S.; Mojsilović, A.; Nagar, S.; Ramamurthy, K. N.; Richards, J.; Saha, D.; Sattigeri, P.; Singh, M.; Varshney, K. R.; and Zhang, Y. 2019. AI Fairness 360: An extensible toolkit for detecting and mitigating algorithmic bias. *IBM Journal of Research and Development*, 63(4/5): 4:1–4:15. Conference Name: IBM Journal of Research and Development.
- Berk, R.; Heidari, H.; Jabbari, S.; Kearns, M.; and Roth, A. 2021. Fairness in criminal justice risk assessments: The state of the art. *Sociological Methods & Research*, 50(1): 3–44.
- Cabrera, A. A.; Epperson, W.; Hohman, F.; Kahng, M.; Morgenstern, J.; and Chau, D. H. 2019. FAIRVIS: Visual Analytics for Discovering Intersectional Bias in Machine Learning. In *2019 IEEE Conference on Visual Analytics Science and Technology (VAST)*, 46–56.
- Calders, T.; Kamiran, F.; and Pechenizkiy, M. 2009. Building classifiers with independency constraints. In *2009 IEEE international conference on data mining workshops*, 13–18. IEEE.
- Chakraborty, J.; Majumder, S.; Yu, Z.; and Menzies, T. 2020. Fairway: A Way to Build Fair ML Software. In *ESEC/FSE 2020: Proceedings of the 28th ACM Joint Meeting on European Software Engineering Conference and Symposium on the Foundations of Software Engineering*, ESEC/FSE 2020, 654–665. New York, NY, USA: Association for Computing Machinery. ISBN 9781450370431.
- Chen, T.; and Guestrin, C. 2016. XGBoost: A Scalable Tree Boosting System. In *Proceedings of the 22nd ACM SIGKDD International Conference on Knowledge Discovery and Data Mining*, KDD '16, 785–794. New York, NY, USA: Association for Computing Machinery. ISBN 9781450342322.
- Cheng, H.-F.; Stapleton, L.; Wang, R.; Bullock, P.; Chouldechova, A.; Wu, Z. S. S.; and Zhu, H. 2021. Soliciting stakeholders' fairness notions in child maltreatment predictive systems. In *Proceedings of the 2021 CHI Conference on Human Factors in Computing Systems*, 1–17.
- Corbett-Davies, S.; Pierson, E.; Feller, A.; Goel, S.; and Huq, A. 2017. Algorithmic decision making and the cost of fairness. In *Proceedings of the 23rd acm sigkdd international conference on knowledge discovery and data mining*, 797–806.
- Dudley, J. J.; and Kristensson, P. O. 2018. A Review of User Interface Design for Interactive Machine Learning. *ACM Transactions on Interactive Intelligent Systems*, 8(2): 1–37.
- Dwork, C.; Hardt, M.; Pitassi, T.; Reingold, O.; and Zemel, R. 2012. Fairness through awareness. In *Proceedings of the 3rd innovations in theoretical computer science conference*, 214–226.
- Fails, J. A.; and Olsen Jr, D. R. 2003. Interactive machine learning. In *Proceedings of the 8th international conference on Intelligent user interfaces*, 39–45.
- Feldman, M.; Friedler, S. A.; Moeller, J.; Scheidegger, C.; and Venkatasubramanian, S. 2015. Certifying and removing disparate impact. In *proceedings of the 21th ACM SIGKDD international conference on knowledge discovery and data mining*, 259–268.
- Friedler, S. A.; Scheidegger, C.; Venkatasubramanian, S.; Choudhary, S.; Hamilton, E. P.; and Roth, D. 2019. A Comparative Study of Fairness-Enhancing Interventions in Machine Learning. In *Proceedings of the Conference on Fairness, Accountability, and Transparency*, FAT\* '19, 329–338. New York, NY, USA: Association for Computing Machinery. ISBN 9781450361255.
- Ghai, B.; and Mueller, K. 2022. D-BIAS: A Causality-Based Human-in-the-Loop System for Tackling Algorithmic Bias. *IEEE Transactions on Visualization and Computer Graphics*, 29(1): 473–482.
- Gillies, M.; Fiebrink, R.; Tanaka, A.; Garcia, J.; Bevilacqua, F.; Heloir, A.; Nunnari, F.; Mackay, W.; Amershi, S.; Lee, B.; et al. 2016. Human-centred machine learning. In *Proceedings of the 2016 CHI conference extended abstracts on human factors in computing systems*, 3558–3565.
- Groce, A.; Kulesza, T.; Zhang, C.; Shamasunder, S.; Burnett, M.; Wong, W.-K.; Stumpf, S.; Das, S.; Shinsel, A.; Bice, F.; and McIntosh, K. 2014. You Are the Only Possible Oracle: Effective Test Selection for End Users of Interactive Machine Learning Systems. *IEEE Transactions on Software Engineering*, 40(3): 307–323.
- Hardt, M.; Price, E.; and Srebro, N. 2016. Equality of opportunity in supervised learning. *Advances in neural information processing systems*, 29.
- Hartigan, J. A.; and Wong, M. A. 1979. Algorithm AS 136: A k-means clustering algorithm. *Journal of the royal statistical society. series c (applied statistics)*, 28(1): 100–108.



- Holstein, K.; Wortman Vaughan, J.; Daumé, H.; Dudik, M.; and Wallach, H. 2019. Improving Fairness in Machine Learning Systems: What Do Industry Practitioners Need? In *Proceedings of the 2019 CHI Conference on Human Factors in Computing Systems*, CHI '19, 1–16. New York, NY, USA: Association for Computing Machinery. ISBN 978-1-4503-5970-2.
- Home Credit. 2018. Home Credit Default Risk. <https://www.kaggle.com/competitions/home-credit-default-risk/data>. Accessed: 2023-07-17.
- Hort, M.; Chen, Z.; Zhang, J. M.; Sarro, F.; and Harman, M. 2022. Bias mitigation for machine learning classifiers: A comprehensive survey. *arXiv preprint arXiv:2207.07068*.
- Huang, Q.; Chen, Y.; Liu, L.; Tao, D.; and Li, X. 2019. On combining biclustering mining and AdaBoost for breast tumor classification. *IEEE Transactions on Knowledge and Data Engineering*, 32(4): 728–738.
- Iosifidis, V.; Fetahu, B.; and Ntoutsis, E. 2019. Fae: A fairness-aware ensemble framework. In *2019 IEEE International Conference on Big Data (Big Data)*, 1375–1380. IEEE.
- Kamiran, F.; and Calders, T. 2009. Classifying without discriminating. In *2009 2nd international conference on computer, control and communication*, 1–6. IEEE.
- Kamiran, F.; and Calders, T. 2012. Data preprocessing techniques for classification without discrimination. *Knowledge and information systems*, 33(1): 1–33.
- Kamiran, F.; Mansha, S.; Karim, A.; and Zhang, X. 2018. Exploiting reject option in classification for social discrimination control. *Information Sciences*, 425: 18–33.
- Kamishima, T.; Akaho, S.; Asoh, H.; and Sakuma, J. 2012. Fairness-Aware Classifier with Prejudice Remover Regularizer. In Flach, P. A.; De Bie, T.; and Cristianini, N., eds., *Machine Learning and Knowledge Discovery in Databases*, 35–50. Berlin, Heidelberg: Springer Berlin Heidelberg. ISBN 978-3-642-33486-3.
- Kapoor, A.; Lee, B.; Tan, D.; and Horvitz, E. 2010. Interactive optimization for steering machine classification. In *Proceedings of the SIGCHI Conference on Human Factors in Computing Systems*, 1343–1352.
- Kearns, M.; Neel, S.; Roth, A.; and Wu, Z. S. 2018. Preventing fairness gerrymandering: Auditing and learning for subgroup fairness. In *International conference on machine learning*, 2564–2572. PMLR.
- Kearns, M.; Neel, S.; Roth, A.; and Wu, Z. S. 2019. An empirical study of rich subgroup fairness for machine learning. In *Proceedings of the conference on fairness, accountability, and transparency*, 100–109.
- Kim, T.-Y.; and Leung, K. 2007. Forming and reacting to overall fairness: A cross-cultural comparison. *Organizational Behavior and Human Decision Processes*, 104(1): 83–95.
- Kirkpatrick, K. 2016. Battling Algorithmic Bias: How Do We Ensure Algorithms Treat Us Fairly? *Commun. ACM*, 59(10): 16–17.
- Kobayashi, K.; and Nakao, Y. 2022. One-vs.-One Mitigation of Intersectional Bias: A General Method for Extending Fairness-Aware Binary Classification. In de Paz Santana, J. F.; de la Iglesia, D. H.; and López Rivero, A. J., eds., *New Trends in Disruptive Technologies, Tech Ethics and Artificial Intelligence*, 43–54. Cham: Springer International Publishing. ISBN 978-3-030-87687-6.
- Krasanakis, E.; Spyromitros-Xioufis, E.; Papadopoulos, S.; and Kompatsiaris, Y. 2018. Adaptive sensitive reweighting to mitigate bias in fairness-aware classification. In *Proceedings of the 2018 world wide web conference*, 853–862.
- Kulesza, T.; Burnett, M.; Wong, W.-K.; and Stumpf, S. 2015. Principles of Explanatory Debugging to Personalize Interactive Machine Learning. In *Proceedings of the 20th International Conference on Intelligent User Interfaces*, IUI '15, 126–137. New York, NY, USA: Association for Computing Machinery. ISBN 9781450333061.
- Kusner, M. J.; Loftus, J.; Russell, C.; and Silva, R. 2017. Counterfactual fairness. *Advances in neural information processing systems*, 30.
- Lee, M. K.; Grgić-Hlača, N.; Tschantz, M. C.; Binns, R.; Weller, A.; Carney, M.; and Inkpen, K. 2020. Human-Centered Approaches to Fair and Responsible AI. In *Extended Abstracts of the 2020 CHI Conference on Human Factors in Computing Systems*, CHI EA '20, 1–8. New York, NY, USA: Association for Computing Machinery. ISBN 978-1-4503-6819-3.
- Lee, M. S. A.; and Singh, J. 2021. The landscape and gaps in open source fairness toolkits. In *Proceedings of the 2021 CHI conference on human factors in computing systems*, 1–13.
- Lertvittayakumjorn, P.; Specia, L.; and Toni, F. 2020. FIND: Human-in-the-Loop Debugging Deep Text Classifiers. In *Proceedings of the 2020 Conference on Empirical Methods in Natural Language Processing (EMNLP)*, 332–348. Online: Association for Computational Linguistics.
- Maadi, M.; Akbarzadeh Khorshidi, H.; and Aickelin, U. 2021. A review on human-ai interaction in machine learning and insights for medical applications. *International journal of environmental research and public health*, 18(4): 2121.
- Mehrabi, N.; Morstatter, F.; Saxena, N.; Lerman, K.; and Galstyan, A. 2021. A Survey on Bias and Fairness in Machine Learning. *ACM Comput. Surv.*, 54(6).
- Mosqueira-Rey, E.; Hernández-Pereira, E.; Alonso-Ríos, D.; Bobes-Bascarán, J.; and Fernández-Leal, A. 2022. Human-in-the-loop machine learning: a state of the art. *Artificial Intelligence Review*.
- Nakao, Y.; Strappelli, L.; Stumpf, S.; Naseer, A.; Regoli, D.; and Gamba, G. D. 2022a. Towards Responsible AI: A Design Space Exploration of Human-Centered Artificial Intelligence User Interfaces to Investigate Fairness. *International Journal of Human-Computer Interaction*, 1–27.
- Nakao, Y.; Stumpf, S.; Ahmed, S.; Naseer, A.; and Strappelli, L. 2022b. Toward Involving End-Users in Interactive Human-in-the-Loop AI Fairness. *ACM Trans. Interact. Intell. Syst.*, 12(3).

- Nakao, Y.; and Yokota, T. 2023. Stakeholder-in-the-Loop Fair Decisions: A Framework to Design Decision Support Systems in Public and Private Organizations. In Nah, F.; and Siau, K., eds., *HCI in Business, Government and Organizations*, 34–46. Cham: Springer Nature Switzerland. ISBN 978-3-031-35969-9.
- Noriega-Campero, A.; Bakker, M. A.; Garcia-Bulle, B.; and Pentland, A. 2019. Active fairness in algorithmic decision making. In *Proceedings of the 2019 AAAI/ACM Conference on AI, Ethics, and Society*, 77–83.
- Pearl, J. 1995. Causal diagrams for empirical research. *Biometrika*, 82(4): 669–688.
- Ramos, G.; Meek, C.; Simard, P.; Suh, J.; and Ghorashi, S. 2020. Interactive machine teaching: a human-centered approach to building machine-learned models. *Human-Computer Interaction*, 35(5-6): 413–451.
- Rice, W. E. 1996. Race, Gender, "Redlining," and the Discriminatory Access to Loans, Credit, and Insurance: An Historical and Empirical Analysis of Consumers Who Sued Lenders and Insurers in Federal and State Courts, 1950-1995. *San Diego L. Rev.*, 33(583).
- Sakata, Y.; Baba, Y.; and Kashima, H. 2019. Crownn: Human-in-the-loop Network with Crowd-generated Inputs. In *ICASSP 2019-2019 IEEE International Conference on Acoustics, Speech and Signal Processing (ICASSP)*, 7555–7559. IEEE.
- Settles, B. 2009. Active learning literature survey. Technical report, University of Wisconsin-Madison Department of Computer Sciences. Available online: <http://digital.library.wisc.edu/1793/60660>.
- Shneiderman, B. 2020. Human-Centered Artificial Intelligence: Reliable, Safe & Trustworthy. *International Journal of Human-Computer Interaction*, 36(6): 495–504.
- Speicher, T.; Heidari, H.; Grgic-Hlaca, N.; Gummadi, K. P.; Singla, A.; Weller, A.; and Zafar, M. B. 2018. A Unified Approach to Quantifying Algorithmic Unfairness: Measuring Individual & Group Unfairness via Inequality Indices. In *Proceedings of the 24th ACM SIGKDD International Conference on Knowledge Discovery & Data Mining, KDD '18*, 2239–2248. New York, NY, USA: Association for Computing Machinery. ISBN 9781450355520.
- Srivastava, M.; Heidari, H.; and Krause, A. 2019. Mathematical Notions vs. Human Perception of Fairness: A Descriptive Approach to Fairness for Machine Learning. In *Proceedings of the 25th ACM SIGKDD International Conference on Knowledge Discovery & Data Mining, KDD '19*, 2459–2468. New York, NY, USA: Association for Computing Machinery. ISBN 9781450362016.
- Stumpf, S.; Rajaram, V.; Li, L.; Wong, W.-K.; Burnett, M.; Dietterich, T.; Sullivan, E.; and Herlocker, J. 2009. Interacting meaningfully with machine learning systems: Three experiments. *International journal of human-computer studies*, 67(8): 639–662.
- Surowiecki, J. 2005. *The wisdom of crowds*. Anchor.
- Verma, S.; and Rubin, J. 2018. Fairness definitions explained. In *Proceedings of the international workshop on software fairness*, 1–7.
- Wang, H.; Ustun, B.; and Calmon, F. 2019. Repairing without retraining: Avoiding disparate impact with counterfactual distributions. In *International Conference on Machine Learning*, 6618–6627. PMLR.
- Weerts, H.; Dudík, M.; Edgar, R.; Jalali, A.; Lutz, R.; and Madaio, M. 2023. Fairlearn: Assessing and Improving Fairness of AI Systems. arXiv:2303.16626.
- Wexler, J.; Pushkarna, M.; Bolukbasi, T.; Wattenberg, M.; Viégas, F.; and Wilson, J. 2019. The what-if tool: Interactive probing of machine learning models. *IEEE transactions on visualization and computer graphics*, 26(1): 56–65.
- Wright, S. 1934. The method of path coefficients. *The annals of mathematical statistics*, 5(3): 161–215.
- Wu, X.; Xiao, L.; Sun, Y.; Zhang, J.; Ma, T.; and He, L. 2022. A survey of human-in-the-loop for machine learning. *Future Generation Computer Systems*.
- XGBoost Developers. 2022. XGBoost. <https://xgboost.readthedocs.io/en/stable/>. Accessed: 2023-07-26.
- Zemel, R.; Wu, Y.; Swersky, K.; Pitassi, T.; and Dwork, C. 2013. Learning fair representations. In *International conference on machine learning*, 325–333. PMLR.
- Zhang, L.; Wu, Y.; and Wu, X. 2017. A Causal Framework for Discovering and Removing Direct and Indirect Discrimination. In *Proceedings of the 26th International Joint Conference on Artificial Intelligence, IJCAI'17*, 3929–3935. AAAI Press. ISBN 9780999241103.
- Zhang, W.; and Weiss, J. C. 2022. Longitudinal Fairness with Censorship. *Proceedings of the AAAI Conference on Artificial Intelligence*, 36(11): 12235–12243.