

A Note on Local Convergence of Iterative Processes for Pipe Network Analysis

Huong Luu

Department of Computer Science
University of California at Riverside

Marek Chrobak

Department of Computer Science
University of California at Riverside

Abstract

Analysis of pipe networks involves computing flow rates and pressure differences on pipe segments in the network, given the external inflow/outflow values. This analysis can be conducted using iterative methods, among which the algorithms of Hardy Cross and Newton-Raphson have historically been applied in practice. In this note, we address the mathematical analysis of the local convergence of these algorithms. The loop-based Newton-Raphson algorithm converges quadratically fast, and we provide estimates for its convergence radius to correct some estimates in the previous literature. In contrast, we show that the convergence of the Hardy Cross algorithm is only linear. This provides theoretical confirmation of experimental observations reported earlier in the literature.

2012 ACM Subject Classification Applied Computing → Operations Research

Keywords and phrases pipe network analysis, iterative processes, local convergence

Digital Object Identifier 10.4230/LIPIcs...

Funding Research supported by NSF grant CCF-1536026.

1 Introduction

The analysis of pipe networks is a well-studied problem in civil engineering that arises in the design and modeling of large-scale hydraulic networks, such as water municipal systems, sewage systems, or substances distribution networks. In the most common formulation, the objective is to determine the flow rates and pressure differences in all pipe segments within the network, given the its topology, nodal inflows/outflows, and the parameters of the pipes and fluid (diameter, friction, fluid density, etc.) [17]. At a fundamental level, this problem is analogous to the analysis of electrical circuits. These two problems share two similar physical principles: mass (or flow) conservation and energy conservation. The law of flow conservation states that at each node, the total inflows and outflows are equal; and the principle of conservation of energy requires that around a closed loop, the total sum of pressure differences is zero. However, in contrast to their electrical counterparts, in large-scale pipe networks, the equation governing the relationship between flow and pressure difference in a pipe segment is non-linear¹. This equation, known as the Darcy-Weisbach equation, asserts that the pressure difference in a pipe segment e is proportional to the square of its flow: $|\Delta_e p| = \mu_e q_e^2$, where $|\Delta_e p|$ is the positive pressure difference, q_e is the flow value,

¹ This non-linearity is due to fluid turbulence. In small-scale networks, such as those that arise in microfluidics, flows tend to be laminar and their behavior can be modeled with linear equations.



and μ_e is a constant coefficient that is inversely proportional to the pipe’s diameter, and proportional to the friction factor, pipe length, and fluid density.

Pipe network analysis boils down to solving the system of the above-mentioned equations, namely the flow conservation equations for all nodes and the energy conservation equations for all pipe segments. The specific choice of variables, be it pressure values or flow values, leads to different formulations of these equations, with three common approaches known as the loop method, the flow method, and the node method [3]. (See Section 2 and Appendix B.) In either formulation, the resulting system of equations is non-linear, and computing its exact solution is not feasible. Instead, iterative techniques that compute approximate solutions have been widely adopted in the scientific literature and in practice.

Past work. One of the earliest approaches to pipe network analysis was proposed by Cross in 1936 [5]. He introduced both the loop and node variants of his method², that we denote *HC-loop* and *HC-node*, respectively. Due to its simplicity, Algorithm HC-loop has been used to analyze small networks with spreadsheets or hand calculations. Another frequently used approach involves applying the generic Newton-Raphson algorithm for solving non-linear equations. This algorithm can be applied to any of the above three settings: flow, loop or node, and we use notations *NR-flow*, *NR-loop* and *NR-node* for its respective variants.

In this work we focus mainly on algorithms based on the loop method. This method assumes that some initial flow satisfying the flow conservation conditions is given, and its unknowns are the flow adjustments along the network’s cycles with respect to this initial flow. (See Section 2 for a detailed description).

While there is a fair amount of literature on experimental performance of these algorithms, relatively little is known about their provable convergence properties. In [5], Cross claimed that Algorithm HC-loop’s convergence is “sufficiently rapid”, though this claim was not supported by rigorous analysis. Adams [1] provided an analysis of the accuracy of the flow corrections generated by Algorithm HC-loop by comparing it with the exact correction values. This result is useful for convergence analysis of simple systems that consist of only one cycle; however, for larger systems, the mathematical analysis is incomplete. Empirical results in [6] show fast convergence of HC-loop for several networks in the dataset. Altman and Boulos report in [2] an attempt to analyze local convergence of NR-flow; however, as we explain in Appendix A, their analysis is invalid. In [4], Brkic conducted a comparative study of NR-loop and HC-loop, and his experimental results support the earlier observations that NR-loop exhibits faster convergence.

Our results. We present an analysis of the local convergence of Algorithms NR-loop and HC-loop in Section 3 and Section 4. We show that Algorithm NR-loop converges quadratically fast if the initial flow is sufficiently close to the solution, and we provide a bound on the radius of its quadratic convergence. The quadratic convergence of the Newton-Raphson method is not surprising — in fact it is known to converge quadratically under some fairly mild assumptions. Our aim here was to correct and refine the analysis of the convergence radius provided in paper [2].

For Algorithm HC-loop, we prove a similar local convergence property, although in this case the convergence rate is only linear. We also show that this bound is tight by exhibiting an example where Algorithm HC-loop’s convergence is not better than linear. These results provide a theoretical confirmation of experimental observations, discussed earlier, about the

² H. Cross referred to these approaches, respectively, as the methods of balancing flows and balancing heads.

superiority of NR-loop over HC-loop.

Other related work. As for other methods, Shamir and Howard commented in [13, 14] that Algorithm NR-node might not converge if it encounters a singular derivative matrix or if it enters an infinite loop, although no specific examples were given there. In Appendix B we provide an example on which Algorithm NR-node enters an infinite loop. A fairly extensive empirical comparison of different formulations of both Algorithm HC and Algorithm NR was presented by Wood [18]. The results indicate that the loop methods encounter fewer convergence issues than the respective node methods, and that the Newton-Raphson algorithm is more reliable for all formulation variants.

2 Preliminaries

Flow graphs. A pipe system can be represented by an undirected graph $G = (V, E)$, where $|V| = n$, $|E| = m$. In G , the pipe junctions are represented by vertices and pipe segments by edges. We assume that G is biconnected, as otherwise its biconnected components can be analyzed separately. For notational reasons, it will be convenient to assign orientations to edges. To this end, we assume that $V = \{1, 2, \dots, n\}$, and we define the orientation of an edge e between two different vertices u and v as being from u to v if $u < v$, and from v to u otherwise. For simplicity, the edges in E will be identified by numbers $1, 2, \dots, m$. Let D be the $m \times n$ *incident matrix* where $D_{ev} = 1$ if edge e is incident with vertex v and is oriented toward v , $D_{ev} = -1$ if e is oriented away from v , and $D_{ev} = 0$ if e is not incident with v . The specification of a flow graph also involves the *consumption vector* $w \in \mathbb{R}^n$ that satisfies $\sum_{v=1}^n w_v = 0$. This vector represents external inflows and outflows, that is the boundary conditions of the flows in the network.

Cycles. A closed loop in the pipe network corresponds to a cycle in its flow graph G . More generally, we define a *cycle* in G as an even-degree subgraph of G . A cycle is called *simple* if it is connected and all of its vertices have degree two. If we view cycles as vectors in \mathbb{Z}_2^m (\mathbb{Z}_2 is the finite field of two elements 0 and 1), the set of all cycles in G forms a linear space over \mathbb{Z}_2 with vector addition being the operation of symmetric difference. The dimension of this space is $k = m - n + 1$. A *cycle basis* in G is a collection of k linearly independent simple cycles. Each cycle in G can be obtained as a linear combination of the cycles in the basis. For our analysis, we assume that an arbitrary cycle basis C is provided for the flow graph G . The *total length of C* , denoted ℓ_C , is defined as the sum of the lengths of its cycles.

Each simple cycle in a basis C has two possible orientations, which we refer to as *clockwise* and *counter-clockwise*. These orientations are determined by the two cyclic orderings of vertices in the cycle. The clockwise orientation can be chosen arbitrarily and independently for each cycle in the basis. An edge e on cycle c is called *clockwise on c* if its orientation agrees with the clockwise orientation of c , and otherwise e is called *counter-clockwise on c* . It is worth noting that an edge can be part of multiple cycles and may be clockwise in one cycle while being counter-clockwise in another.

Given a cycle base C , we will number its cycles $1, 2, \dots, k$. We can then define the *edge-cycle matrix* A of size $m \times k$ representing C . The value $A_{ec} \in \{-1, 0, 1\}$ indicates the relationship between the orientations of edge e and cycle c . Specifically, it is 1 if edge e is clockwise on cycle c , -1 if e is counter-clockwise, and 0 if e is not part of c .

The flow method. A flow in G is represented by a vector $q \in \mathbb{R}^m$, with q_e denoting the flow on edge e . The sign of q_e indicates the flow direction: $q_e > 0$ iff the flow direction of q

agrees with the orientation of e and vice versa. The goal of the flow method is to compute a flow q that satisfies:

$$\begin{cases} D^\top q + w = 0 \\ A^\top U q = 0 \end{cases} \quad (1)$$

where $U = \text{diag}(|q_e|)$ for $e = 1, 2, \dots, m$, that is, U is the diagonal matrix whose entries are the absolute values of the flows.

Equation (1) is the flows conservation, and Equation (2) is the energy conservation. For simplicity, we assume that the coefficient μ_e in the Darcy-Weisbach equations is equal 1 for all edges. However, our derivation can be easily adapted to arbitrary coefficients. With this setup, the pressure difference $\Delta_e p$ along an edge e can be written as $\Delta_e p = |q_e| q_e$. Equation (2) states that the pressure differences along each cycle need to add up to 0. The energy conservation principle applies to all cycles in G , although for our purposes, it is sufficient to include only the k equations for cycles in the given cycle basis C .

The loop method. The loop method is fundamentally equivalent to the flow method. In the loop method, the flow conservation equations (1) are eliminated by the introduction of an arbitrary *reference flow* $\psi \in \mathbb{R}^m$ that already satisfies this equation. Then, the flows in G can be expressed as:

$$q(x) = \psi + Ax, \quad (3)$$

where $x \in \mathbb{R}^k$ is a variable whose value represents the flow adjustments along cycles in C . Thus the flow on an edge e is $q_e(x) = \psi_e + \sum_{c=1}^k A_{ec} x_c$. In other words, along each cycle c , x_c is added to flows on clockwise edges and subtracted from flows on counter-clockwise edges. In this setting, we define the error function $F : \mathbb{R}^k \mapsto \mathbb{R}^k$ to represent the deviation from the energy conservation equations, and using this function we can express the loop method as:

$$F(x) = A^\top U(x) q(x) = 0 \quad (4)$$

where $U(x)$ is the $m \times m$ diagonal matrix defined above for the flow $q(x)$. That is, if $F(x) = [f_1(x), f_2(x), \dots, f_k(x)]^\top$ then $f_c(x) = \sum_{e=1}^m A_{ec} q_e(x) |q_e(x)| = 0$, for each cycle $c = 1, 2, \dots, k$ in the cycle basis C .

We assume that this system has a solution and that the solution is unique. Both existence and uniqueness can be established by using the equivalence to the flow method, and reducing the flow method equations to solving a convex optimization problem [15]. In [15], a different proof of uniqueness is also given.

Iterative algorithms. Our focus is on the analysis of solving the non-linear system (4) using two iterative algorithms discussed in the introduction: NR-loop and HC-loop. In general, an iterative algorithm starts with some initial candidate solution $x^{(0)}$, and then it produces successive approximate solutions $x^{(t)}$, attempting to reduce the value of $\|F(x^{(t)})\|$. The process repeats until some stopping criteria are satisfied. Such criteria may involve, for example, an upper bound on the maximum number of iterations, or the improvement being below a desired value. This improvement can be measured either by $\|x^{(t)} - x^{(t-1)}\|$ or $\|F(x^{(t)}) - F(x^{(t-1)})\|$.

An iterative algorithm is called *convergent* if it generates a sequence of values that converges to the actual solution, that is $F(x^{(t)}) \xrightarrow[t]{} 0$, if it's allowed to run indefinitely. The efficiency of an iterative process can be measured by its rate of convergence, which captures

how quickly the generated sequence approaches the solution. The sequence $\{x^{(t)}\}$ is said to *converge to a solution x^* with ω -order* [7], for some $\omega \geq 1$, if there exist two constants $\bar{\varepsilon} \geq 0$ and $\bar{t} \geq 1$ such that for all $t \geq \bar{t}$:

$$\|x^{(t)} - x^*\| \leq \bar{\varepsilon} \|x^{(t-1)} - x^*\|^\omega.$$

For $\omega = 1$ the convergence is said to be linear, and for $\omega = 2$ it is called quadratic.

3 Analysis of Newton-Raphson Algorithm

The Newton-Raphson algorithm is an iterative process widely used for finding zeros of non-linear functions. For single-argument functions $\mathbb{R} \rightarrow \mathbb{R}$, the algorithm obtains a new approximation value as the intersection of the tangent line to its graph at the current value with the x-axis. This concept can be naturally extended to multi-variate functions $\mathbb{R}^k \rightarrow \mathbb{R}^k$ by using the $k \times k$ Jacobian matrix, which represents the first-order partial derivatives.

Given a flow graph G , a cycle basis C of G and a reference flow ψ , we apply the Newton-Raphson algorithm (NR-loop) to solve the system of equations (4) starting from some initial solution $x^{(0)}$. (Note that we can as well assume that $x^{(0)} = 0$, for otherwise we can add $x^{(0)}$ to the reference flow and set up the equations for this modified reference flow.) At each step $t \geq 1$, the new solution $x^{(t)}$ is obtained from the previous one using the formula:

$$x^{(t)} = x^{(t-1)} - F'(x^{(t-1)})^{-1} F(x^{(t-1)}) \quad (5)$$

where $F'(x)$ denotes the Jacobian of F at x which can be expressed compactly in matrix form as:

$$F'(x) = 2 A^\top U(x) A \quad (6)$$

It is interesting to note that from the setup, it might seem that the flows $q(x^{(t)})$ obtained by applying the adjustment $x^{(t)}$ would be different for different cycle bases of G . However, upon closer examination, we find that it is not the case. This observation aligns with Nielsen's finding in [9]. We offer a straightforward proof below.

► **Proposition 1.** Given a flow graph G , a reference flow ψ and an initial approximation $x^{(0)}$, the flows obtained at each step of Algorithm NR-loop are independent of the choice of cycle basis for G .

Proof. Let A, B be two edge-cycle matrices that correspond to two different cycle bases of G . Using A and B , set up the two error functions F_A, F_B and let their respective Jacobians be F'_A, F'_B . Denote by $x_A^{(t)}, x_B^{(t)}$ the adjustments at step t acquired from applying Algorithm NR-loop on F_A, F_B respectively. Setting $x_A^{(0)} = x_B^{(0)} = \vec{0}$, we first show that $A x_A^{(1)} = B x_B^{(1)}$.

We can express $B = AW$ for some $k \times k$ change of basis matrix W . Assuming that $F'_A(0)$ and $F'_B(0)$ are invertible, we have:

$$\begin{aligned} B x_B^{(1)} &= -B F'_B(0)^{-1} F_B(0) \\ &= -\frac{1}{2} \cdot B [B^\top U_B(0) B]^{-1} B^\top U_B(0) \psi \\ &= -\frac{1}{2} \cdot A W [W^\top A^\top U_A(0) A W]^{-1} W^\top A^\top U_A(0) \psi \\ &= -\frac{1}{2} \cdot A W W^{-1} [A^\top U_A(0) A]^{-1} (W^\top)^{-1} W^\top A^\top U_A(0) \psi \\ &= -\frac{1}{2} \cdot A [A^\top U_A(0) A]^{-1} A^\top U_A(0) \psi \\ &= -A F'_A(0)^{-1} F_A(0) = A x_A^{(1)} \end{aligned}$$

Since the new flows are the same, we have $U_A(x_A^{(1)}) = U_B(x_B^{(1)})$ which implies that the new Jacobian $F'_B(x_B^{(1)})$ is invertible if and only if $F'_A(x_A^{(1)})$ is invertible. This completes the proof. ◀

The convergence of the Newton-Raphson algorithm for non-linear systems has been studied extensively for decades. The rate of convergence can be as fast as quadratic if the function satisfies certain conditions, for example, when the initial approximation is in close neighborhood of the root and the Jacobians at all successive approximations are invertible. However, the root itself being unknown, it is generally difficult to determine if the initial point is “sufficiently” close to it. The Kantorovich [16] theorem circumvents this challenge by giving the local convergence conditions in terms of the initial point and some general properties of the function. Our statement of this theorem, given below, follows the formulation in [10] but is adapted to functions on Euclidean spaces with one unique root.

For $s \in \mathbb{R}^k$ and $r \in \mathbb{R}$, by $B(s, r)$ we denote the ball centered at s with radius r , that is $B(s, r) = \{x \in \mathbb{R}^k : \|x - s\| \leq r\}$.

► **Theorem 1 (Kantorovich).** *Let $F : \mathbb{R}^k \mapsto \mathbb{R}^k$ be a differentiable function, $F'(x)$ be the $k \times k$ Jacobian matrix of $F(x)$, and $x^{(0)} \in \mathbb{R}^k$ be an initial approximation of the Newton-Raphson process for $F(x) = 0$. Assume that:*

- (1) $F'(x^{(0)})$ is invertible and $\|F'(x^{(0)})^{-1}\| \leq \beta$
- (2) $\|F'(x^{(0)})^{-1} F(x^{(0)})\| \leq \eta$
- (3) $\|F'(x) - F'(y)\| \leq L\|x - y\|$ for all $x, y \in \mathbb{R}^k$

for some $\beta, \eta, L > 0$.

With these assumptions, if $h = \beta\eta L < \frac{1}{2}$ then the sequence $\{x^{(t)}\}$ generated by the Newton-Raphson's iteration process starting at $x^{(0)}$ is well-defined, contained in the ball $B(x^{(0)}, r)$ for $r = (1 - \sqrt{1 - 2h})/(\beta L)$, and converges quadratically to the unique solution x^* of $F(x) = 0$.

Any induced matrix norm $\|\cdot\|$ can be used in this theorem. In our work, we assume the infinity norm on \mathbb{R}^k , that is $\|\cdot\| = \|\cdot\|_\infty$. Specifically, the norm of a vector $x \in \mathbb{R}^k$ is $\|x\| = \max_{1 \leq c \leq k} |x_c|$, and the norm of a matrix $M \in \mathbb{R}^{k \times k}$ is $\|M\| = \max_{1 \leq c \leq k} \sum_{d=1}^k |M_{cd}|$.

Given a flow graph G , we can use Theorem 1 to estimate the radius r of quadratic convergence expressed in terms of properties of F and attributes of G . To this end, we need to estimate the constants in (1), (2) and (3) from Theorem 1. Computing $F(x^{(0)})$ is straightforward, while the inverse of $F'(x^{(0)})$ requires more computation. However, since no provably accurate and efficient estimates for $\|F'(x)^{-1}\|$ are known, we can use $\beta = \|F'(x^{(0)})^{-1}\|$ and $\eta = \|F'(x^{(0)})^{-1} F(x^{(0)})\|$.

Our attention is directed towards the bound (3), which involves the Lipschitz condition on the Jacobian matrix F' . Even though the Newton steps are independent of the choice of cycle basis C , as proven in Proposition 1, the Lipschitz constant may take on different values depending on C . Let $\ell = \ell_C$ be the total length of C . We present a general estimate in terms of ℓ :

► **Claim 1.** $\|F'(x) - F'(y)\| \leq 2k(\ell - k + 1)\|x - y\|$, for all $x, y \in \mathbb{R}^k$.

Proof. The derivation for this bound uses the formulas (6) for the Jacobian of $F(x)$ and (3) for the flow values. First, compute:

$$F'(x)_{cd} = \frac{\partial f_c}{\partial x_d}(x) = 2 \sum_{e=1}^m A_{ec} A_{ed} |\psi_e| + \sum_{i=1}^k A_{ei} x_i |$$

Then,

$$\begin{aligned}
\|F'(x) - F'(y)\| &= \max_{1 \leq c \leq k} \sum_{d=1}^k \left| \frac{\partial f_c}{\partial x_d}(x) - \frac{\partial f_c}{\partial x_d}(y) \right| \\
&= \max_{1 \leq c \leq k} \sum_{d=1}^k 2 \left| \sum_{e=1}^m A_{ec} A_{ed} \left(|\psi_e + \sum_{i=1}^k A_{ei} x_i| - |\psi_e + \sum_{i=1}^k A_{ei} y_i| \right) \right| \\
&\leq \max_{1 \leq c \leq k} \sum_{d=1}^k 2 \sum_{e=1}^m |A_{ec}| |A_{ed}| \left| \sum_{i=1}^k A_{ei} (x_i - y_i) \right| \\
&\leq 2 \max_{1 \leq c \leq k} \sum_{d=1}^k \sum_{e=1}^m |A_{ec}| |A_{ed}| \sum_{i=1}^k |A_{ei}| \|x - y\| \\
&\leq 2(\ell - k + 1) k \|x - y\|
\end{aligned}$$

because $\sum_{i=1}^k |A_{ei}| \leq k$ and $\max_{1 \leq c \leq k} \sum_{d=1}^k \sum_{e=1}^m |A_{ec}| |A_{ed}| \leq \ell - k + 1$, with the last inequality following from the observation that for each cycle $d \neq c$, at least one of its edge is not on c . \blacktriangleleft

We are now ready to state sufficient conditions for quadratic convergence of Algorithm NR-loop on the loop equation (4). This condition applies to a flow graph $G = (V, E)$, a cycle basis C of G with total length ℓ , a reference flow ψ , and an initial solution $x^{(0)}$ where $F'(x^{(0)})$ is invertible:

► **Theorem 2** (Convergence conditions of Algorithm NR-loop). *Let $\beta = \|F'(x^{(0)})^{-1}\|$, $\eta = \|F'(x^{(0)})^{-1} F(x^{(0)})\|$, and $L = 2k(\ell - k + 1)$. If $\beta\eta L < \frac{1}{2}$, then Algorithm NR-loop converges to the unique solution x^* of $F(x) = 0$ with quadratic order.*

In what follows, we discuss more specific estimates for L . The estimate of the convergence radius in Theorem 2 critically depends on the choice of the cycle basis. Trivially, for any basis, we have $\ell \leq kn$. Therefore, in Theorem 2, ℓ can be replaced by kn if this bound is sufficient. However, in general, using a cycle basis C with small total length ℓ is likely to improve the convergence radius. The problem of computing cycle bases with small total length has been well studied. In [12], Rizzi introduced an $O(mn)$ -time algorithm that generates a cycle basis of total length $\ell = O(m \log n)$, which is within a $2 \log n$ factor of the optimum length. This length bound was further refined to $\ell = O(m \log n / \log(m/n))$ by Kaufmann and Michail, as mentioned in [8, Theorem 4.5]. If the loop equations are built upon the aforementioned cycle basis, the enhanced Lipschitz constant L becomes $2k(\tau m \log n / \log(m/n) - k + 1)$ for some constant τ .

For certain types of graphs, better estimates are possible. In particular, planar graphs emerge naturally when studying flows in pipe networks. If G is planar, the bound on the Lipschitz constant L can be improved by using the face cycle bases in which every edge belongs to at most two cycles (faces):

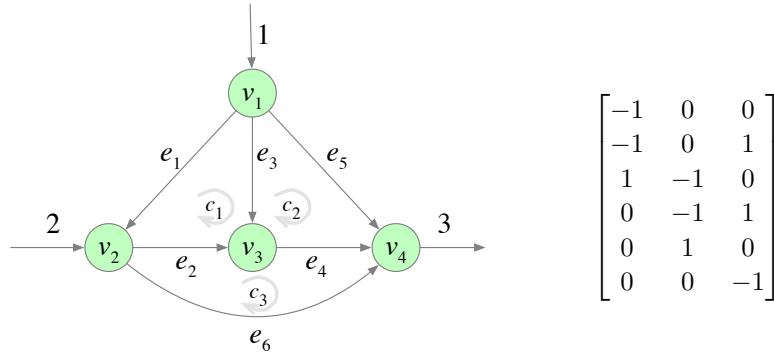
$$L \leq 8n. \tag{7}$$

Unlike the formula for L in Theorem 2, the proof of (7) does not follow from Claim 1 directly. Instead, we argue as follows: For every edge e , $\sum_{i=1}^k |A_{ei}| \leq 2$. Furthermore, for every cycle c , $\sum_{d \neq c} \left| \frac{\partial f_c}{\partial x_d} \right| \leq \frac{\partial f_c}{\partial x_c}$. Thus,

$$\begin{aligned}
\|F'(x) - F'(y)\| &\leq \max_{1 \leq c \leq k} 2 \left| \frac{\partial f_c}{\partial x_c}(x) - \frac{\partial f_c}{\partial x_c}(y) \right| \\
&\leq \max_{1 \leq c \leq k} 4 \sum_{e=1}^m A_{ec}^2 \left| \sum_{i=1}^k A_{ei} (x_i - y_i) \right| \\
&\leq \max_{1 \leq c \leq k} 4 \sum_{e=1}^m A_{ec}^2 \sum_{i=1}^k |A_{ei}| \|x - y\| \\
&\leq 8n \|x - y\|
\end{aligned}$$

because $\sum_{e=1}^m A_{ec}^2 \leq n$ for any simple cycle c .

Example. We illustrate the local convergence conditions on the simple flow graph depicted in the figure below. The graph is planar and has 4 vertices, 6 edges, 2 inlets and 1 outlet. The cycle basis that is used to set up the loop equations is the cycle basis consisting of internal faces. The clockwise directions of the cycles are shown in this figure.



Let the reference flow be $\psi = [1, 1, 0, 1, 0, 2]$. The loop equations are:

$$\begin{cases}
f_1(x) &= -|1 - x_1|(1 - x_1) - |1 - x_1 + x_3|(1 - x_1 + x_3) + |x_1 - x_2|(x_1 - x_2) \\
f_2(x) &= -|x_1 - x_2|(x_1 - x_2) - |1 - x_2 + x_3|(1 - x_2 + x_3) + |x_2|(x_2) \\
f_3(x) &= |1 - x_1 + x_3|(1 - x_1 + x_3) + |1 - x_2 + x_3|(1 - x_2 + x_3) - |2 - x_3|(2 - x_3)
\end{cases}$$

and, the Jacobian is: $F'(x) = [\frac{\partial F}{\partial x_1}(x), \frac{\partial F}{\partial x_2}(x), \frac{\partial F}{\partial x_3}(x)]$, where

$$\begin{aligned}
\frac{\partial F}{\partial x_1}(x) &= 2 \begin{bmatrix} |1 - x_1| + |1 - x_1 + x_3| + |x_1 - x_2| \\ -|x_1 - x_2| \\ -|1 - x_1 + x_3| \end{bmatrix} \\
\frac{\partial F}{\partial x_2}(x) &= 2 \begin{bmatrix} -|x_1 - x_2| \\ |x_1 - x_2| + |1 - x_2 + x_3| + |x_2| \\ -|1 - x_2 + x_3| \end{bmatrix} \\
\frac{\partial F}{\partial x_3}(x) &= 2 \begin{bmatrix} -|1 - x_1 + x_3| \\ -|1 - x_2 + x_3| \\ |1 - x_1 + x_3| + |1 - x_2 + x_3| + |2 - x_3| \end{bmatrix}
\end{aligned}$$

Let the initial guess be $x^{(0)} = [1.38, 1, 0.93]$. It can be verified that $F'(x^{(0)})$ is invertible. The constant in (1) and (2) are $\|F'(x^{(0)})^{-1}\| < 0.7 = \beta$, $\|F'(x^{(0)})^{-1} F(x^{(0)})\| < 0.005 = \eta$. As for the constant in (3), we can set $L = 8n = 32$ since the face cycle basis is used. This gives $\beta\eta L < 0.12$, so the convergence condition is satisfied, and the system converges with quadratic order starting at the given $x^{(0)}$.

4 Analysis of Hardy Cross Algorithm

In order to simplify the calculation of the new solution $x^{(t)}$ in equation (5), a linear operator $H(x)$, typically associated with the Jacobian $F'(x)$, can be used in lieu of it:

$$x^{(t)} = x^{(t-1)} - H(x^{(t-1)})^{-1} F(x^{(t-1)}) \quad (8)$$

This variation of the Newton-Raphson method has been thoroughly explored in the literature. In the context of pipe network analysis, Algorithm HC-loop can be viewed as a simplified version of the Newton-Raphson method where the Jacobian matrix F' is replaced by the linear operator H , defined as follows:

$$H(x) = \text{diag} \left[\frac{\partial f_c}{\partial x_c}(x) \right] \text{ for } c = 1, 2, \dots, k$$

where $\partial f_c / \partial x_c$ are the diagonal entries of the matrix $F'(x)$, defined in equation (6).

As the computation of $H(x)$ is relatively straightforward, Algorithm HC-loop was designed to support manual analysis of small-scale water distribution systems. The process also begins with a reference flow ψ that satisfies the flow conservation equation (1). It then iteratively produces new flow adjustments using equation (8) until the energy conservation equation (2) is satisfied, within some specified tolerance, for all cycles in a given cycle basis C of G .

It is important to note that although equation (8) may give the impression that the adjustments for all cycles need to be computed simultaneously, they can be performed for each cycle $c \in C$ separately as follows:

$$x_c^{(t)} = x_c^{(t-1)} - \left[\frac{\partial f_c}{\partial x_c}(x^{(t-1)}) \right]^{-1} f_c(x^{(t-1)}) = x_c^{(t-1)} - \frac{\sum_{e=1}^m A_{ec} |q_e^{(t-1)}| (q_e^{(t-1)})}{2 \sum_{e=1}^m A_{ec}^2 |q_e^{(t-1)}|}$$

where $q_e^{(t-1)} = \psi_e + \sum_{i=1}^k A_{ei} x_i^{(t-1)}$ is the flow value on edge e at step $t-1$.

The difference between Algorithm HC-loop and Algorithm NR-loop lies in the fact that in Algorithm NR-loop each adjustment takes into account the interaction between overlapping cycles, whereas in Algorithm HC-loop these adjustments are computed independently for each cycle.

Local convergence analysis of the variant of the Newton-Raphson algorithm, where a linear operator is used instead of the Jacobian matrix, was studied by Rheinboldt in [11, Theorem 4.3]. Below, we state his results, adapting them to functions in Euclidean spaces with one unique root.

► **Theorem 3.** *Let $F : \mathbb{R}^k \mapsto \mathbb{R}^k$ be a differentiable function, $F'(x)$ be the $k \times k$ Jacobian matrix of $F(x)$, $H : \mathbb{R}^k \mapsto \mathbb{R}^k$ be a linear operator, and $x^{(0)} \in \mathbb{R}^k$ be an initial approximation of the iterative process (8) for $F(x) = 0$. Assume that:*

- (1) $H(x^{(0)})$ is invertible and $\|H(x^{(0)})^{-1}\| \leq \beta$
- (2) $\|H(x^{(0)})^{-1} F(x^{(0)})\| \leq \eta$
- (3) $\|F'(x) - F'(y)\| \leq L\|x - y\|$ for $x, y \in \mathbb{R}^k$
- (4) $\|H(x) - H(x^{(0)})\| \leq K\|x - x^{(0)}\|$ for $x \in \mathbb{R}^k$
- (5) $\|F'(x) - H(x)\| \leq \delta_0 + \delta_1\|x - x^{(0)}\|$ for $x \in \mathbb{R}^k$

for some $\beta, \eta, L, K > 0$ and $\delta_0, \delta_1 \geq 0$.

With these assumptions, if $\beta\delta_0 < 1$ and $h = \beta\eta L \max(1, (K + \delta_1)/L)/(1 - \beta\delta_0)^2 \leq \frac{1}{2}$, then the sequence $\{x^{(t)}\}$ generated by equation (8) starting at $x^{(0)}$ is well-defined, contained in the ball $B(x^{(0)}, r)$ for $r = \eta(1 - \sqrt{1 - 2h})/h(1 - \beta\delta_0)$, and converges linearly to the unique solution x^* of $F(x) = 0$.

We apply Theorem 3 to Algorithm HC-loop for a given flow graph G in a similar manner to our use of Theorem 1 for Algorithm NR-loop. The bound in (3) involving L remains consistent with those outlined in Section 3. For (1), the computation of the inverse of the diagonal matrix $H(x^{(0)})$ is straightforward:

$$\beta = \|H(x^{(0)})^{-1}\| = \max_{1 \leq c \leq k} \left[\frac{\partial f_c}{\partial x_c}(x^{(0)}) \right]^{-1}$$

Similarly, the bound in (2) can be taken as $\eta = \|H(x^{(0)})^{-1} F(x^{(0)})\|$. For (4) and (5), the estimates for K , δ_0 , and δ_1 depend on the cycle basis C , similar to L . We show the general estimates of these constants in the following claims.

► **Claim 2.** $\|H(x) - H(x^{(0)})\| \leq 2(\ell - k + 1) \|x - x^{(0)}\|$

The derivation for this bound is as follows:

$$\begin{aligned} \|H(x) - H(x^{(0)})\| &= \max_{1 \leq c \leq k} \left| \frac{\partial f_c}{\partial x_c}(x) - \frac{\partial f_c}{\partial x_c}(x^{(0)}) \right| \\ &= \max_{1 \leq c \leq k} 2 \left| \sum_{e=1}^m A_{ec}^2 \left(|\psi_e + \sum_{i=1}^k A_{ei} x_i| - |\psi_e + \sum_{i=1}^k A_{ei} x_i^{(0)}| \right) \right| \\ &\leq \max_{1 \leq c \leq k} 2 \sum_{e=1}^m A_{ec}^2 \sum_{i=1}^k |A_{ei}| \|x - x^{(0)}\| \\ &= 2(\ell - k + 1) \|x - x^{(0)}\| \end{aligned}$$

because $\sum_{e=1}^m \sum_{i=1}^k |A_{ec}| |A_{ei}| \leq \ell - k + 1$.

► **Claim 3.** $\|F'(x) - H(x)\| \leq \delta_0 + \delta_1 \|x - x^{(0)}\|$ where $\delta_0 = 2(\ell - k - 2)(\psi_{\max} + k\|x^{(0)}\|)$, $\delta_1 = 2k(\ell - k - 2)$, and $\psi_{\max} = \max_{1 \leq e \leq m} |\psi_e|$.

The derivation for this bound is as follows:

$$\begin{aligned} \|F'(x) - H(x)\| &= \max_{1 \leq c \leq k} \sum_{d \neq c} \left| \frac{\partial f_c}{\partial x_d}(x) \right| \\ &= \max_{1 \leq c \leq k} \sum_{d \neq c} 2 \left| \sum_{e=1}^m A_{ec} A_{ed} |\psi_e + \sum_{i=1}^k A_{ei} x_i| \right| \\ &\leq \max_{1 \leq c \leq k} 2 \sum_{d \neq c} \sum_{e=1}^m |A_{ec}| |A_{ed}| (\psi_{\max} + k\|x\|) \\ &\leq 2(\ell - k - 2) (\psi_{\max} + k\|x^{(0)}\| + k\|x - x^{(0)}\|) \\ &\leq 2(\ell - k - 2) (\psi_{\max} + k\|x^{(0)}\|) + 2k(\ell - k - 2) \|x - x^{(0)}\| \end{aligned}$$

because $\sum_{d \neq c} \sum_{e=1}^m |A_{ec}| |A_{ed}| \leq \ell - k + 1 - 3 = \ell - k - 2$. (This uses the fact that each cycle c has at least 3 edges.)

The following theorem states the sufficient condition for linear convergence of Algorithm HC-loop on loop equation $F : \mathbb{R}^k \mapsto \mathbb{R}^k$, for a flow graph $G = (V, E)$ with a given cycle basis

C of total length ℓ , a reference flow ψ with the maximum absolute flow value flow ψ_{\max} , and an initial solution $x^{(0)}$ for which $H(x^{(0)})$ is invertible:

► **Theorem 4** (Convergence conditions of Algorithm HC-loop). *Let $\beta = \|H(x^{(0)})^{-1}\|$, $\eta = \|H(x^{(0)})^{-1} F(x^{(0)})\|$, $K = 2(\ell - k + 1)$, $L = 2k(\ell - k + 1)$, $\delta_0 = 2(\ell - k - 2)(\psi_{\max} + k\|x^{(0)}\|)$, and $\delta_1 = 2k(\ell - k - 2)$. If $\beta\delta_0 < 1$ and $\beta\eta L \max(1, (K + \delta_1)/L)/(1 - \beta\delta_0)^2 \leq \frac{1}{2}$, then Algorithm HC-loop converges to the unique solution x^* of $F(x) = 0$ with linear order.*

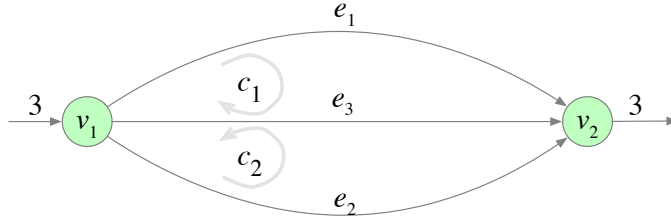
We remark, similar to Section 3, more specific estimates of the constants K, δ_0 and δ_1 can be obtained by substituting the value for ℓ corresponding to the cycle basis used in the algorithm.

In the case where G is planar and the face cycle basis is used, the constant K can be improved to $4n$. This bound can be derived as follows:

$$\begin{aligned} \|H(x) - H(x^{(0)})\| &\leq \max_{1 \leq c \leq k} 2 \sum_{e=1}^m A_{ec}^2 \sum_{i=1}^k |A_{ei}| \|x - x^{(0)}\| \\ &\leq \max_{1 \leq c \leq k} 2 \sum_{e=1}^m A_{ec}^2 \cdot 2 \|x - x^{(0)}\| \\ &\leq 4n \|x - x^{(0)}\| \end{aligned}$$

Furthermore, utilizing the property that for any edge e , $\sum_{i=1}^k |A_{ei}| \leq 2$, the constants δ_0 and δ_1 can also be improved to $2(\ell - k - 2)(\psi_{\max} + 2\|x^{(0)}\|)$ and $4(\ell - k - 2)$, respectively.

Lower bound on convergence. We now demonstrate that, in general, the guaranteed local convergence rate of Algorithm HC-loop is not better than linear. To illustrate this, consider the flow graph G with 2 vertices, 3 edges, 1 inlet and 1 outlet. The cycle basis consists of two cycles, whose their clockwise directions are shown in the figure below.



Let the reference flow be $\psi = [0, 0, 3]$. The loop equations are:

$$\begin{aligned} f_1(x) &= |x_1|(x_1) - |3 - x_1 - x_2|(3 - x_1 - x_2) \\ f_2(x) &= |x_2|(x_2) - |3 - x_1 - x_2|(3 - x_1 - x_2) \end{aligned}$$

The solution is $x_1^* = x_2^* = 1$. We are interested in the case where the initial adjustment $x^{(0)}$ is sufficiently close to the solution, particularly when $x_1^{(0)} = x_2^{(0)} = 1 \pm \epsilon$ for some $0 < \epsilon \ll 1$. The first adjustment is:

$$x_1^{(1)} = x_2^{(1)} = 1 \pm \epsilon \mp \frac{3\epsilon(2 \pm \epsilon)}{2(2 \pm \epsilon)} = 1 \pm \epsilon/2$$

Thus, $\|x^{(1)} - x^*\| = \epsilon/2 = \frac{1}{2} \|x^{(0)} - x^*\|$. The convergence rate is exactly $\frac{1}{2}$.

5 Conclusion

We expressed the pipe network analysis problem as a root-finding problem for a system of non-linear equations and we discussed the local convergence conditions of Algorithms NR-loop and HC-loop (that is the loop variants of the Newton-Raphson and HardyCross algorithms). We showed that Algorithm NR-loop achieves quadratic local convergence, while HC-loop ensures only linear local convergence. These findings align with experimental results in the literature. Additionally, we demonstrated that by using the face cycle bases, the convergence conditions for both algorithms are strengthened for the important case of planar graphs.

References

- 1 Alison Templeton Adams. *Flow analysis of distribution systems containing elevated reservoirs by the Hardy Cross method*. PhD thesis, Georgia Institute of Technology, 1955.
- 2 T. Altman and P. F. Boulos. Convergence of Newton method in nonlinear network analysis. *Math. Comput. Model.*, 21(4):35–41, February 1995.
- 3 Paul F. Boulos, Kevin E. Lansey, and Bryan W. Karney. *Comprehensive water distribution systems analysis handbook for engineers and planners*. MWH Soft, 2006.
- 4 Dejan Brkić. An improvement of Hardy Cross method applied on looped spatial natural gas distribution networks. *Applied Energy*, 86:1290–1300, 07 2009.
- 5 Hardy Cross. Analysis of flow in networks of conduits or conductors. *Engineering Experiment Station*, Bulletin No 286, 1936.
- 6 Antonio Gameiro Lopes. Implementation of the Hardy-Cross method for the solution of piping networks. *Computer Applications in Engineering Education*, 12:117 – 125, 01 2004.
- 7 L. Jay. A note on q-order of convergence. *BIT Numerical Mathematics*, 41:422–429, 03 2001.
- 8 Telikepalli Kavitha, Christian Liebchen, Kurt Mehlhorn, Dimitrios Michail, Romeo Rizzi, Torsten Ueckerdt, and Katharina A. Zweig. Survey: Cycle bases in graphs characterization, algorithms, complexity, and applications. *Comput. Sci. Rev.*, 3(4):199–243, November 2009.
- 9 Hans Bruun Nielsen. Methods for analyzing pipe networks. *Journal of Hydraulic Engineering*, 115(2):139–157, 1989.
- 10 J. M. Ortega. The Newton-Kantorovich theorem. *The American Mathematical Monthly*, 75(6):658–660, 1968.
- 11 Werner C. Rheinboldt. A unified convergence theory for a class of iterative processes. *SIAM Journal on Numerical Analysis*, 5(1):42–63, 1968.
- 12 Romeo Rizzi. Minimum weakly fundamental cycle bases are hard to find. *Algorithmica*, 53(3):402–424, March 2009.
- 13 Uri Shamir. Water distribution system analysis. *J. Hyd. Div. ASCE*, 94, 01 1968.
- 14 Uri Shamir and Charles Howard. Engineering analysis of water-distribution systems. *Journal American Water Works Association*, 69:510–514, 09 1977.
- 15 Manish Kumar Singh and Vassilis Kekatos. On the flow problem in water distribution networks: Uniqueness and solvers. *IEEE Transactions on Control of Network Systems*, 8(1):462–474, 2021.
- 16 John J. Sopka. Functional analysis in normed spaces (L. V. Kantorovich and G. P. Akilov). *SIAM Review*, 11(3):412–413, 1969.
- 17 D.J. Stephenson. *Pipeflow Analysis*. ISSN. Elsevier Science, 1984.
- 18 Don J. Wood. Algorithms for pipe network analysis and their reliability. Technical Report 127, Kentucky Water Resources Research Center, 1981.

A Errors in [2]

Altman and Boulos [2] attempted to provide local convergence conditions of Algorithm NR-loop and Algorithm NR-flow for solving flow equations. However, their analysis has two errors that make their bounds on convergence invalid. The first one is an algebraic mistake when substituting the variables in [2, eq. (13)]:

$$\begin{aligned} x_1 &= \eta_{11}x_{t+1} + \eta_{12}x_{t+2} + \cdots + \eta_{1t}x_e + a_1 \\ &\vdots \\ x_t &= \eta_{t1}x_{t+1} + \eta_{t2}x_{t+2} + \cdots + \eta_{tt}x_e + a_t \end{aligned}$$

into [2, eq. (12)]:

$$\begin{aligned} \gamma_{11}\xi_1x_1^2 + \gamma_{12}\xi_2x_2^2 + \cdots + \gamma_{1e}\xi_ex_e^2 + \Phi_1 &= 0 \\ &\vdots \\ \gamma_{m1}\xi_1x_1^2 + \gamma_{m2}\xi_2x_2^2 + \cdots + \gamma_{me}\xi_ex_e^2 + \Phi_m &= 0 \end{aligned}$$

(The indices in the last equation in [2] were also incorrectly given as n instead of m . We corrected these above.) With a change of variables from $x_{t+1}, x_{t+2}, \dots, x_e$ to x_1, x_2, \dots, x_l , they obtained [2, eq. (14)]:

$$\begin{aligned} f_1 &= p_{11}x_1^2 + p_{12}x_2^2 + \cdots + p_{1l}x_l^2 + b_{11}x_1 + b_{12}x_2 + \cdots + b_{1l}x_l + d_1 = 0 \\ &\vdots \\ f_l &= p_{l1}x_1^2 + p_{l2}x_2^2 + \cdots + p_{ll}x_l^2 + b_{l1}x_1 + b_{l2}x_2 + \cdots + b_{ll}x_l + d_l = 0 \end{aligned}$$

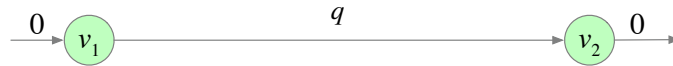
All the terms $x_i x_j$ where $i \neq j$ do not appear in the above equations which affect the computation of the partial derivatives $\partial f_i / \partial x_j$ later on in their analysis.

The other mistake involves the sign issue in the energy equation for each cycle. The authors used a fixed indicator γ_{wu} for the orientation of flow in cycle w in [2, eq. (6)]:

$$\Phi_w + \sum_{u=1}^e \gamma_{wu} \xi_u Q_u^2 = 0$$

This would be true if all flow directions remained the same, in other words, if the sign of each Q_u was constant through the whole iterative process. However, it is not guaranteed. Thus, when Q_u flips sign, γ_{wu} need to be changed accordingly for the energy equation to be valid.

B An Example for Non-Convergece of Algorithm NR-node



Shamir mentioned the issue with non-convergence encountered in certain systems in [13]. We provide a simple flow graph in which Algorithm NR-node enters an infinite loop. Using similar setup for the node method as in [13], the unknowns are pressure p_v at node v for

XX:14 A Note on Local Convergence of Iterative Processes for Pipe Network Analysis

$v = 1, 2, \dots, n$, and the system of equations includes flow conservation equations for each node of the form:

$$f_v(p_1, p_2, \dots, p_n) = w_v + \sum_{e=(u,v) \in E} D_{ev} q_e = w_v + \sum_{e=(u,v) \in E} D_{ev} \frac{p_u - p_v}{\sqrt{|p_u - p_v|}} = 0 \quad (9)$$

The below example demonstrates an oscillation case of Algorithm HR-node for solving the described node method equation. Consider the simple flow graph G with only two vertices v_1 and v_2 connected by a single edge as shown in the figure below. Set the external flow on the two vertices to be 0 and the corresponding pressures to be $p_1 = x \neq 0$ and $p_2 = 0$.

The equation (9) is then $f(x) = \frac{-x}{\sqrt{|x|}} = 0$. The iteration step is: $x - \frac{f(x)}{f'(x)} = x - \frac{x \cdot 2\sqrt{|x|}}{\sqrt{|x|}} = -x$. So for any initial value $x \neq 0$, the algorithm will oscillates between x and $-x$.