
Astrocyte-Enabled Advancements in Spiking Neural Networks for Large Language Modeling

Guobin Shen^{1,2,4*}, Dongcheng Zhao^{1,2*}, Yiting Dong^{1,2,4},
 Yang Li^{1,2,5}, Jindong Li^{1,2,5}, Kang Sun², Yi Zeng^{1,2,3,4,5†}

¹ Brain-inspired Cognitive Intelligence Lab, Institute of Automation, Chinese Academy of Sciences

² Center for Long-term Artificial Intelligence

³ Center for Excellence in Brain Science and Intelligence Technology, CAS

⁴ School of Future Technology, University of Chinese Academy of Sciences

⁵ School of Artificial Intelligence, University of Chinese Academy of Sciences

{shenguobin2021, zhaodongcheng2016, dongyiting2020,

liyang2019, lijindong2022}@ia.ac.cn,

kang.sun@long-term-ai.center, yi.zeng@ia.ac.cn

Abstract

Within the complex neuroarchitecture of the brain, astrocytes play crucial roles in development, structure, and metabolism. These cells regulate neural activity through tripartite synapses, directly impacting cognitive processes such as learning and memory. Despite the growing recognition of astrocytes' significance, traditional Spiking Neural Network (SNN) models remain predominantly neuron-centric, overlooking the profound influence of astrocytes on neural dynamics. Inspired by these biological insights, we have developed an Astrocyte-Modulated Spiking Unit (AM-SU), an innovative framework that integrates neuron-astrocyte interactions into the computational paradigm, demonstrating wide applicability across various hardware platforms. Our Astrocyte-Modulated Spiking Neural Network (AstroSNN) exhibits exceptional performance in tasks involving memory retention and natural language generation, particularly in handling long-term dependencies and complex linguistic structures. The design of AstroSNN not only enhances its biological authenticity but also introduces novel computational dynamics, enabling more effective processing of complex temporal dependencies. Furthermore, AstroSNN shows low latency, high throughput, and reduced memory usage in practical applications, making it highly suitable for resource-constrained environments. By successfully integrating astrocytic dynamics into intelligent neural networks, our work narrows the gap between biological plausibility and neural modeling, laying the groundwork for future biologically-inspired neural computing research that includes both neurons and astrocytes.

1 Introduction

Traditionally, neurons have been regarded as the principal agents of neural information transmission, while the functions of astrocytes have often not received adequate attention. In contemporary neuroscientific research, substantial advancements have markedly augmented our comprehension of astrocytes' integral role in neural functionalities. Through rigorous investigation of the 'tripartite synapse model' (an intricate framework comprising neurons, astrocytes, and synaptic architectures), the critical contribution of astrocytes to synaptic functionalities is progressively being elucidated.

*Equal contribution.

†Corresponding Author.

These cells execute precise modulation of neurotransmitters within the synaptic cleft and engage actively in inter-neuronal communication via the secretion of gliotransmitters, thereby exerting a substantial influence on neuropathologies and cognitive processes [1; 2; 3; 4]. This novel comprehension elucidates that astrocytes are instrumental in the modulation of synaptic plasticity [5; 6], the reorganization of neural circuits [7; 8], and the genesis of memory [9; 10; 11; 12]. By exerting influence on both the release and reabsorption of neurotransmitters, astrocytes directly engage in the modulation and processing of neural signals. These observations imply that the historical underrepresentation of astrocytes in prior neural network models may constitute a significant factor underlying the observed disparities between the functional output of these models and the innate capacities of biological neural networks.

Spiking Neural Networks (SNNs), deriving inspiration from biological paradigms, have emerged as a pivotal area of inquiry within the realms of computational neuroscience and machine learning [13; 14; 15]. The burgeoning interest in SNNs is attributable to their proficiency in emulating the dynamic and temporal processing traits inherent in biological neural systems. Researchers have conducted extensive studies on various aspects of SNNs to enhance their computational power and efficiency, including neuron models, training algorithms, and network architectures. Concerning neuron modeling, a diversity of adaptive neuron models has been innovatively developed [16; 17; 18]. These models are specifically designed to enhance the computational abilities and adaptability of neurons, thereby significantly improving the overall performance of neural networks. In the realm of synaptic plasticity algorithmic research, significant progress has been achieved through the development of methods [19; 20; 21; 22]. These advancements have substantially enhanced the proficiency of SNNs in managing complex computational tasks. Furthermore, pioneering studies [23; 24] have facilitated enhancements in network architectures. These advancements have enabled SNNs to exhibit greater adaptability and versatility in meeting the demands of a diverse array of task-specific requirements. Nevertheless, when tasked with processing extended temporal sequences, especially within the ambit of large-scale language model applications, SNNs demonstrate conspicuous constraints in memory capacity. This impediment predominantly originates from the spiking neurons' limited time-dependent characteristics inherent within SNNs. In addition, contemporary SNNs encounter challenges in temporal processing attributable to coupling issues and a deficiency in parallel processing capabilities, which consequentially curtail their efficiency in both training and deployment in expansive applications. Intriguingly, astrocytes, which is a type of neural cell in the biological brain that forms connections with multiple neuron synapses, introduce an ancillary layer for long-term information processing within neural networks via their interactions with neurons. This astrocyte-facilitated mechanism efficaciously amplifies the memory capacity and enhances the complexity involved in processing time-series data within neural networks.

However, research within the computational modeling discipline has predominantly witnessed a paucity of explorations into neuron-astrocyte interactions. Most studies have been confined to modeling simple tasks [25; 26] or theoretically comparing neuron-astrocyte communication with the architecture of artificial neural networks [27]. These investigations have often not fully utilized the potential of astrocytes in complex pattern recognition tasks, nor have they delved deeply into their significant role in cognitive functions. Driven by the complex and synergistic interplay between neurons and astrocytes, we have led to the innovation and development of a groundbreaking computational model, termed the Astrocyte-Modulated Spiking Neural Network (AstroSNN). This model not only underscores the critical function of astrocytes in governing neural dynamics but also delineates the capacity of these cells to markedly enhance the efficiency of pattern recognition and cognitive processing. This enhancement is realized through the precise modulation of dynamic responses inherent within neural networks.

In this research, we introduce an innovative integration of astrocytes into SNNs, culminating in the development of the AstroSNN. This model intricately encapsulates the complex interactions inherent in neuronal activities, thereby enhancing the dynamic characteristics of neurons to more faithfully replicate biological neuronal behaviors. AstroSNN is distinguished not only by its substantial biological fidelity but also by its advanced computational capabilities. It effectively overcomes the longstanding challenge of implementing parallel training processes in traditional neuronal models, exhibiting versatility in transitioning between serial and parallel computational frameworks to meet diverse computational demands. Through rigorous empirical testing, AstroSNN has demonstrated exceptional proficiency in executing fundamental cognitive tasks crucial for the development of intelligence, particularly excelling in functions such as working memory and credit assignment,

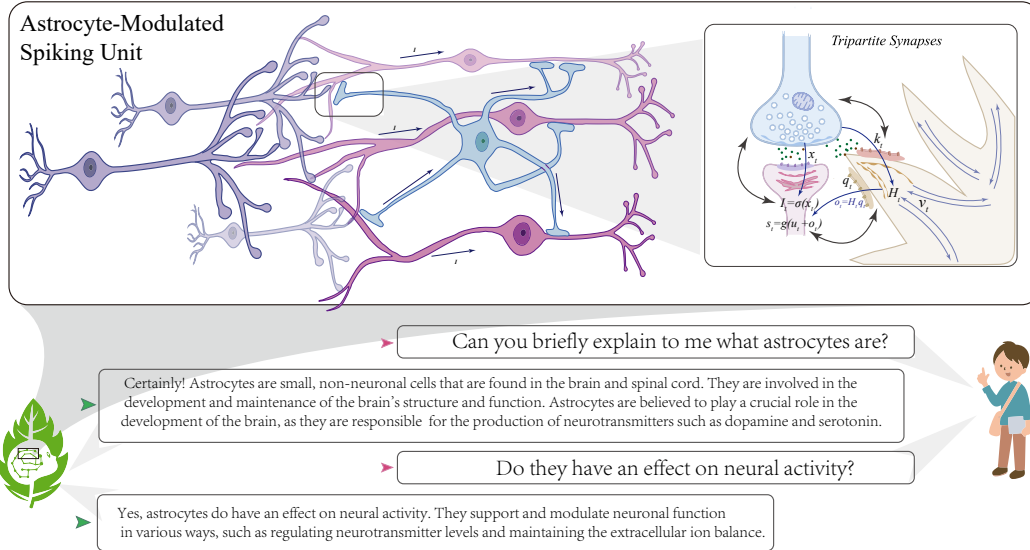


Figure 1: Illustration of Astrocyte-Modulated Spiking Units (AM-SU). Left: A composite spiking unit where astrocytes intertwine with neurons, influencing neural activity. Right: A schematic representation of astrocytes in tripartite synapses, modeling synaptic transmission and plasticity, and modulating neural activity. Below: The Astrocyte-Modulated Spiking Neural Network (AstroSNN) can empower large language models and give rise to conversational abilities.

thereby surpassing the competencies of existing SNN models. Furthermore, upon the application of AstroSNN to complex, large-scale language generation tasks, empirical observations have indicated that the model exhibits performance on par with leading large-scale models. Notably, its enhanced efficacy becomes particularly pronounced in comparison with SNN-based architectures such as SpikeGPT [28]. Comparative analysis with the Transformer architecture further indicates AstroSNN's reduced computational complexity and improved efficacy, reinforcing the benefits of incorporating astrocytic dynamics into contemporary neural network designs. This research significantly narrows the divide between biological neural systems and computational models, heralding a pivotal advancement in the realm of biologically inspired neural computing.

2 Astrocyte-Modulated Spiking Unit

Astrocytes, as an indispensable part of the central nervous system, form tripartite synapse structures with both pre- and post-synaptic neurons, actively engaging in inter-neuronal communication through the release of gliotransmitters. This regulatory mechanism plays a crucial role in the information processing capabilities of neural networks. In this study, we have integrated astrocytes into the SNNs. As illustrated in Figure 1, neurons are interconnected via synapses, with the thickness of synapses representing the varying strengths of connections. In traditional SNN models, neurons form the foundational information processing network through these synapses. These synapses not only physically connect neurons but also play a vital role in transmitting and modulating neural signals, thus influencing the network's response and information processing capacity. Our study further incorporates astrocytes, which, through their connections with multiple neuronal synapses, add an additional, long-term layer of information processing to SNNs. The incorporation of astrocytes into SNNs markedly enhances the network's structural and functional complexity. These cells introduce additional dimensions to neural computation by modulating synaptic activities and neurotransmitter dynamics, thereby embedding a temporal aspect into the network's memory and information processing faculties. Crucially, the Astrocyte-Modulated Spiking Units (AM-SU) facilitate the SNNs' ability to form and sustain long-term associative memory between input signals, an attribute challenging to replicate in conventional neuron-centric network models.

2.1 Computational modeling of AM-SU

In the AM-SU framework, we emphasize the intricate interconnectedness of neighboring neurons via astrocytes, thereby shifting the analytical focus towards the collective dynamic characteristics of the neuron-astrocyte ensemble. This approach diverges from the traditional focus on individual neuronal computational models predominant in extant literature. For the sake of clarity and brevity in our exposition, layer-specific symbols for all variables within the current stratum have been intentionally omitted. In this model, neuronal activity from the $l - 1$ layer, as processed through the tripartite synapse by the neuron-astrocyte ensemble, encompasses a tri-phasic process:

- The release of neurotransmitters by presynaptic neurons and their ensuing impact on postsynaptic neuronal activity;
- The astrocytic modulation of neurotransmitter dynamics and the consequential integration of synaptic information across disparate neuronal junctions;
- The astrocytic regulation of postsynaptic neuronal responses.

The details can be represented as follows:

$$x_t = W_x s_t^{(l-1)}, \quad I_t = \sigma(x_t) \quad (1)$$

Equation 1 describes how neurotransmitters are released and create synaptic currents in the neural network. It shows spike outputs from the $(l - 1)$ th layer of neurons at time t , symbolized as $s_t^{(l-1)} \in \{0, 1\}^N$ where N is the neuron count. The synaptic weights, W_x , link presynaptic activity to neurotransmitter release, captured as x_t . These neurotransmitter levels then become input current I_t through a function $\sigma(x_t)$, reflecting synaptic strength and neurotransmitter concentration.

$$k_t = W_k x_t, \quad v_t = W_v x_t, \quad H_t = k_t v_t^T \quad (2)$$

Equation 2 encapsulates how neurotransmitters affect astrocytes and their role in integrating signals across tripartite synapses. Parameters k_t and v_t respectively quantify the neurotransmitter absorption by astrocytes from current and adjacent synapses. The astrocytic state modulation is represented by $\Delta H_t = k_t v_t^T$. This modeling approach shifts the focus to the collective dynamics within the neuron-astrocyte ensemble, as captured in the hidden state matrix $H_t \in \mathbb{R}^{N \times N}$, thus transcending individual neuron analysis. The model thereby illustrates the mutual influence mechanism among neighboring neurons mediated by astrocytes.

$$q_t = W_q x_t, \quad o_t = H_t q_t \quad (3)$$

Equation 3 delineates the astrocytic influence on synaptic readout strength, denoted as q_t , and their regulation of post-synaptic neuron membrane potential, represented by $o_t = H_t q_t$. Astrocyte-related processes within tripartite synapses are modeled as linear functions, linked to neurotransmitter strength variables ($W_q, W_k, W_v \in \mathbb{R}^{N \times N}$). This linear modeling approach effectively simulates astrocytic impacts on neurotransmitter release and synaptic integration, balancing computational efficiency with a reduction in computational complexity.

$$u_t = \frac{1}{\tau_n} u_{t-1} + I_t R \quad (4)$$

$$H_t = \frac{1}{\tau_a} H_{t-1} + \frac{k_t v_t^T}{\sqrt{N}} \quad (5)$$

$$s_t = g(H_t q_t + u_t) \quad (6)$$

In the AM-SU model, the dynamics of postsynaptic neurons are captured through a set of equations that reflect the interplay between synaptic currents and the modulating influence of astrocytes. The

membrane potential of a neuron u_t , which decays over time and is modulated by synaptic current I_t and membrane resistance R , is updated as shown in Equation 4. The hidden state matrix H_t , representing the collective astrocytic influence, evolves according to Equation 5, where τ_a denotes the astrocytic time constant and captures the integrated synaptic activity influenced by neurotransmitter concentrations encoded in k_t and v_t .

This integration of synaptic and astrocytic activity informs the update of the spiking state s_t as outlined in Equation 6. The function $f(\cdot, \cdot)$ merges the astrocytic state H_t with the membrane potential u_t , leading to a new spiking state that embodies both the immediate synaptic input and the broader context provided by astrocyte-mediated synaptic integration. This framework allows the AM-SU model to support complex temporal processing by maintaining an extended memory trace and enabling the selective filtering and retention of information pertinent to the computational task at hand.

The function $g(\cdot)$ represents the mapping from the internal state of AM-SU to pulse activities. In this work, the neuron’s output function is modeled as a simple binarization of the ensemble’s hidden state added to the membrane potential, as shown in Equation 7. This binarization reflects the biologically observed action potential threshold mechanism, whereby a neuron will fire when exceeding a specific voltage threshold v_{th} . The proposed framework captures the bidirectional information flow and dynamic interactions between neurons and astrocytes, thereby enriching and enhancing the network’s representations and adaptability. Incorporating astrocytes offers a more accurate biological model and might confer computational advantages previously undiscovered in neural network architectures.

$$g(x) = \begin{cases} 1, & x \geq v_{th} \\ 0, & x < v_{th} \end{cases} \quad (7)$$

2.2 AM-SU: Towards Efficient Neuronal Modeling

As depicted in Figure 2, conventional neuron models like the Leaky Integrate-and-Fire (LIF) model, despite their biological inspiration, present a simplified abstraction of the multifaceted behaviors observed in actual neurons. These models primarily conceptualize neurons as scalar entities, a limitation prominently reflected in their inability to perform vector operations within neuronal hidden states. This representation impedes the capacity of neurons to exert influence on their contemporaries within the same layer, thereby hindering the transmission of diverse values or complex information—a stark deviation from the rich communicative dynamics of biological neural systems. While such scalar-based approaches yield computational efficiency, they impose significant limitations on the network’s ability to capture and process complex patterns and dependencies. In contrast, the Adaptive LIF (ALIF) model [29] addresses these communicative constraints by conceptualizing neuron spikes as an integral component of their internal state. ALIF enhances intralayer neuronal communication by assigning autapses to neurons, enabling the dissemination of spiking activities across the entire layer, thereby facilitating a more effective and biologically plausible mode of neuronal interaction. While our AM-SU leverages the integration of astrocytes to enhance its computational framework. This integration results in an expanded hidden state representation, H_t , scaled quadratically with the number of neurons, thereby markedly augmenting the model’s memory and data processing faculties. This innovative approach, which synergistically combines the dynamic temporal attributes of spiking neurons with the regulatory effects of astrocytes, enables AM-SU to encompass a wider array of neuronal activities and dependencies.

The ability to support temporal unfolding and parallelized training is crucial for advancing towards large-scale language models [30]. Figure 2 b&c illustrates how LIF and ALIF neuron models, with their inherent complex nonlinear operations, enable selective memory storage, forgetting, and regulation of neuron output. However, this complexity results in a dependency of the neuron’s hidden state on preceding temporal states, impeding the possibility of time-independent model unfolding for parallelized training. Such constraints considerably limit the efficiency of training SNNs and pose challenges to the development of large-scale SNNs. In contrast, the AM-SU model introduces linear state transitions in both u_t and H_t [31]. This design, which integrates the neuron’s membrane potential with astrocytes’ hidden states, circumvents complex nonlinear state alterations while preserving the model’s comprehensive representational capacity and functional efficacy. Crucially, AM-SU’s linear transformations enable efficient parallelized computations within SNNs, marking a significant advancement in neural network training methodologies.

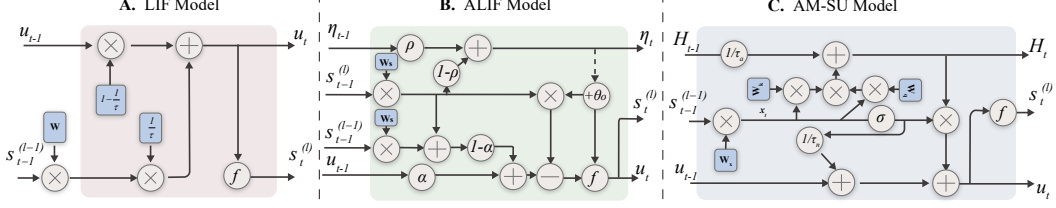


Figure 2: Illustration of the computational models LIF, ALIF, and AM-SU. A. The LIF model demonstrates the fundamental mechanism of spiking neurons where the membrane potential u_{t-1} is updated based on the preceding state and the input spike S_{t-1} through synaptic weights W . B. The ALIF model enhances the LIF by incorporating an adaptive threshold θ , which adjusts according to the neuron’s firing history. Additionally, it introduces autaptic connections, enabling the previous spike $s_{t-1}^{(l)}$ from the current layer to also serve as an input to the neuron’s current state. C. The AM-SU model incorporates astrocytic modulation where the astrocyte state H_{t-1} and the neuron’s membrane potential u_{t-1} are updated in a coordinated fashion, influencing the spiking output $S_t^{(l)}$ based on the combined state of astrocytes and neurons. Unlike the former models, the AM-SU features only linear state transitions within its internal states, offering potential for parallelization.

In AM-SU, states internal to different moments are linearly correlated, with nonlinear operations confined to handling inputs and outputs. Such a design effectuates a temporal decoupling of AM-SU’s internal states, exemplified by the astrocytic hidden state H_t :

$$\begin{aligned}
H_t &= \frac{1}{\tau_a} H_{t-1} + \frac{k_t v_t^T}{\sqrt{N}} \\
&= \frac{1}{\tau_a^2} H_{t-1} + \frac{1}{\tau_a} \frac{k_{t-1} v_{t-1}^T}{\sqrt{N}} + \frac{k_t v_t^T}{\sqrt{N}} \\
&= \frac{1}{\tau_a^t} \frac{k_0 v_0^T}{\sqrt{N}} + \frac{1}{\tau_a^{t-1}} \frac{k_1 v_1^T}{\sqrt{N}} + \dots + \frac{1}{\tau_a} \frac{k_{t-1} v_{t-1}^T}{\sqrt{N}} + \frac{k_t v_t^T}{\sqrt{N}} \\
&= \sum_{t'=0}^{t'=t} \frac{1}{\tau_a^{t-t'}} \frac{k_{t'} v_{t'}^T}{\sqrt{N}}
\end{aligned} \tag{8}$$

As exemplified by Equation 8, given inputs from prior moments, neuronal outputs across all those moments can be computed in parallel, with complexity $O(1)$. This stands in contrast to other neuronal models shown in Figure 2, where nonlinear transitions of hidden states prevent the direct representation of hidden states as summations over input stimuli. Expressing neuronal hidden states as in Equation 8 bears the advantage of parallelizing attention across different neuronal spaces over time:

$$\begin{aligned}
X &= S^{(l-1)} W_x, \quad K = X W_k, \quad V = X W_v, \quad Q = X W_q \\
S &= g\left(\frac{(Q K^T \odot M^{(a)}) V}{\sqrt{N}} + R M^{(n)} \sigma(X)\right) \\
M^{(p);i,j} &= \begin{cases} \tau_p^{j-i}, & i \geq j \\ 0, & i < j \end{cases}, \quad p \in \{a, n\}
\end{aligned} \tag{9}$$

In Equation 9, the temporal constant in the AM-LIF model is expanded into a matrix $M^{(p)}$, facilitating parallel computation in SNNs incorporating this model. (p) denotes various cell types, including neurons (n) and astrocytes (a) . Concluding, while the Transformer architecture has established itself as a benchmark in diverse tasks, the AM-SU can be considered a specialized variant, drawing inspiration from astrocytic functions. It incorporates an attention mechanism directly within the neuronal model, harmonizing spatial attention with recursive dynamics. This integration offers distinct advantages in computational efficiency and parallelization, positioning the AM-LIF as a potentially optimal architecture for specific computational tasks.

3 Results

In this section, we rigorously evaluate the performance of AstroSNN across a range of tasks, from the simple to the complex, encompassing typical neuroscience benchmarks such as working memory tasks, as well as natural language generation. Our findings demonstrate that AM-SU effectively enhances the network’s memory and associative capabilities. Building on this, we ventured to train a large language model using AstroSNN as the backbone, uncovering its emergent conversational abilities and achieving remarkable performance on zero-shot tasks. Further, we conducted an analysis of the inference overhead and visualization for the large language model built with AstroSNN, substantiating its efficiency.

3.1 Working Memory Experiments

Here, we evaluated the performance of different neuronal models, including LIF, Adaptive LIF (ALIF) [29], and AM-SU, using two distinct tasks: the Memory Length task and the Umbrella Length task. The Memory Length task involved a T-maze [32] with a single binary context, where the required memory length was logarithmically increased from 1 to 1500. The Umbrella Length task presented a ‘umbrella problem’ where the importance of the first decision was followed by a chain of confounding variables, with the chain length also varying logarithmically from 1 to 1500.

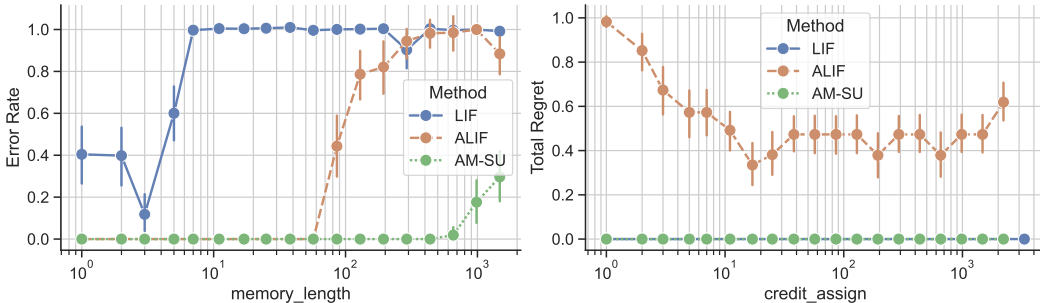


Figure 3: Comparative performance of neuronal models across different memory and decision-making contexts. Left: Error rates of LIF, ALIF, and AM-SU models as a function of memory length in a T-maze task. Right: Total regret measures for each model across umbrella lengths in a confounding variable task.

The results, as shown in Figure 3, reveal distinct performance characteristics of each model. In the Memory Length task, while the LIF model exhibited high error rates across all lengths, the ALIF model improved up to a threshold before its error rate increased significantly. In contrast, the AM-SU model consistently maintained low error rates, showcasing its robust memory retention capabilities over extended periods. Similarly, in the Umbrella Length task, the LIF model struggled with confounding information, displaying high total regret. The ALIF model fared better, showing a decrease in total regret with longer sequences. However, the AM-SU model stood out with minimal regret, efficiently maintaining focus on the crucial initial decision and effectively filtering out irrelevant subsequent information.

The experimental outcomes robustly validate the AM-SU model’s superior performance in handling long-term memory and decision-making amid confounding factors. Its astrocyte-inspired design allows AM-SU to surpass traditional models like LIF and ALIF in processing long-term dependencies and focusing on key temporal events. These findings underscore the significant benefits of incorporating astrocyte-like mechanisms into neuronal models, enhancing their ability for complex temporal processing and rendering them highly effective for advanced neural computing tasks.

Compared to conventional neuron models, the AM-SU demonstrates an enhanced ability to augment network memory and associative capabilities. These findings underscore the significant advantages of integrating astrocyte-like mechanisms into neuronal models. Thus, moving forward, we aim to apply the AM-SU model to larger frameworks and construct AstroSNN for evaluation in natural language processing tasks.

3.2 Natural Language Generation

Evaluating the proficiency of language models in generating coherent and contextually relevant text is an essential aspect of Natural Language Generation (NLG). To this end, we compared our AstroSNN models with a range of traditional and advanced neural network models. This comparison was based on their performance metrics, such as bits-per-character (BPC) on the enwiki8 dataset for character-level prediction efficiency, and perplexity (PPL) on the WikiText-103 dataset for assessing word-level prediction capability.

Table 1: Natural Language Generation Performance Metrics

Method	Spiking	Params (M)	L	d	enwiki8 (BPC)	WikiText-103 (PPL)
Transformer [30]	✗	148M	16	410	-	26.1
Transformer [30]	✗	38M	12	512	1.14	-
Stacked LSTM [33]	✗	-	7	-	1.67	-
GPT-2 Small [34]	✗	117M	12	768	1.16	37.5
GPT-2 Medium [34]	✗	345M	24	1024	1.01	26.37
GPT-2 Large [34]	✗	762M	36	1280	0.97	22.05
SpikeGPT [28]	✓	45M	12	512	1.283	-
SpikeGPT [28]	✓	216M	18	768	-	39.75
AstroSNN Small (Ours)	✓	88M	12	512	1.142	32.97
AstroSNN Base (Ours)	✓	306M	16	1024	0.994	27.56
AstroSNN Large (Ours)	✓	732M	20	1536	0.987	21.83

The results in Table 1 demonstrate that our AstroSNN models exhibit lower BPC scores and competitive PPL values when juxtaposed with traditional neural networks, including various configurations of the Transformer and GPT-2 models. Notably, the AstroSNN models achieve these results with fewer parameters, underscoring the efficiency of spiking neural networks augmented with astrocytes in language modeling tasks.

Furthermore, the comparison illustrates that our models hold their ground against SpikeGPT models, which also utilize spiking neurons. The AstroSNN architectures exhibit superior performance over SpikeGPT in terms of Bits Per Character (BPC), and yield encouraging outcomes in Perplexity (PPL), indicating that our methodology of amalgamating spiking neurons enhanced with astrocytic mechanisms with advanced language modeling strategies is profoundly efficacious.

The advancements in NLG as demonstrated by the AstroSNN models pave the way for future research into the scalability of SNNs. With the potential for reduced computational costs and efficient processing, SNNs like those employed in AstroSNN models could revolutionize the landscape of NLG, especially in resource-constrained environments where model efficiency is paramount.

Building on these insights, we postulate that expanding the model’s scale and pre-training on a substantial dataset could potentially elicit conversational abilities. To test this hypothesis, we trained an AstroSNN model with 1.5 billion parameters on the Pile dataset [35], a comprehensive corpus known for its diversity and complexity. Subsequent fine-tuning was conducted on the MOSS finetune dataset [36], which is tailored for dialogue systems. As depicted below, we present some sample dialogues. For more examples, please refer to Supplementary Material. Additionally, we provide an online dialogue demo ¹.

¹<http://mind-engine.org/mind-talk>

Philosophical Questions #1

Human: What do you think is the meaning of life?

Mind Talk: As an AI language model, I don't have personal opinions or beliefs. However, I can provide you with some information on the meaning of life. The meaning of life is a philosophical question that has been debated by scientists, philosophers, and religious leaders for centuries. Some believe that the meaning of life is to find happiness and fulfillment in life, while others believe that it is to find meaning and purpose in life. Ultimately, the meaning of life is a complex and multifaceted concept that is open to interpretation

Building on Kocon et al.'s insights [37], we explored the zero-shot learning capabilities of the scaled-up AstroSNN model with 1.5 billion parameters, trained on The Pile dataset [35]. Zero-shot learning tasks, which test the model's generalization to unseen tasks without specific training, are crucial for language models' practical application.

Table 2: Zero-Shot Learning Task Performance Comparison

Method	Spiking	PIQA	SciQ	WG	COPA	BoolQ	HS	Logiqa
BLOOM	✗	64.2	80.7	52.0	62.0	53.3	13.6	22.6
BERT	✗	51.5	20.5	50.1	58.0	38.7	24.7	21.0
GPT2	✗	69.2	80.4	55.3	72.0	60.5	36.4	22.6
Pythia	✗	62.8	75.2	51.1	69.0	57.9	28.7	19.8
SpikeGPT	✓	54.3	21.7	51.8	51.0	38.4	25.8	20.1
AstroSNN 1B5	✓	68.4	78.7	53.4	69.7	57.8	36.7	22.7

We assessed AstroSNN's performance across various datasets, including Piqa [38], SciQ [39], WinoGrande [40], Copa [41], BoolQ [41], HellaSwag [42], and LogiQA [43], benchmarking it against large-scale non-spiking and spiking models (Table 2). The results confirm AstroSNN's robust zero-shot learning capability, showcasing competitive performance against large non-spiking models and surpassing SpikeGPT in most tasks. This underscores the potential of spiking models like AstroSNN at scale, potentially exceeding traditional deep learning models in zero-shot learning.

3.3 Efficiency Analysis

In this section, we present a comparative analysis of diverse architectures, including AstroSNN, with an emphasis on evaluating their trade-offs between computational complexity and key performance metrics like latency, throughput, and memory utilization.

Table 3: Comparison of different architectures in terms of parallelization, time complexity, space complexity, and performance.

Architectures	Parallelization	Time Complexity	Space Complexity	Performance
Transformer	✓	$O(T^2d)$	$O(T^2 + Td)$	✓✓
Reformer	✓	$O(T \log T \cdot d)$	$O(T \log T + Td)$	✓
Linear Transformers	✓	$O(Td^2)$	$O(Td + d^2)$	✓
SpikeGPT	✓	$O(Td)$	$O(d)$	✓
Recurrent NN	✗	$O(Td)$	$O(d)$	✗
AstroSNN	✓	$O(Td)$	$O(d^2)$	✓✓

Parallelization is crucial for scaling up training processes, and architectures like Transformer, Reformer, Linear Transformers, SpikeGPT, and AstroSNN support it, significantly reducing training time. Among these, Reformer excels in handling longer sequences due to its $O(T \log T \cdot d)$ time complexity. SpikeGPT and Recurrent Neural Networks exhibit low space complexity, an advantage in resource-limited deployments, though RNNs lack parallelization support.

To further illustrate the advantages of the inference process of AstroSNN, we conducted an analysis on an Intel 13900K CPU, comparing a single layer of the AstroSNN and GPT-2 models with a total

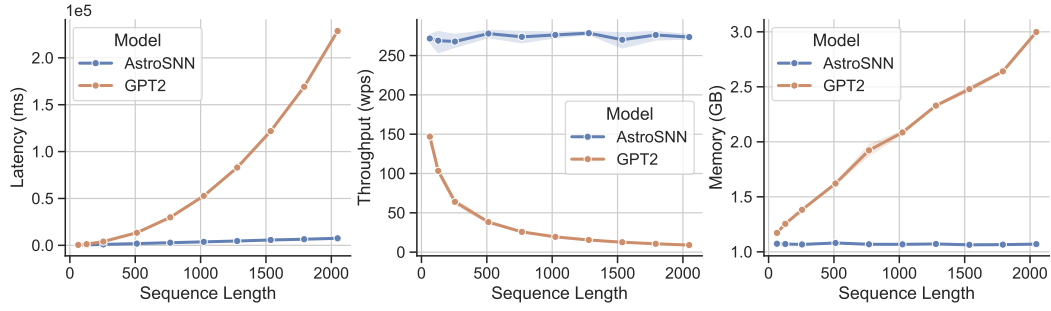


Figure 4: Comparative Performance of AstroSNN and GPT2 Models During Inference. (A) Latency across varying sequence lengths. (B) Throughput in words per second. (C) Memory Usage in gigabytes.

of 24 layers and a size of 1.5 billion parameters. The results, as shown in Figure 4, demonstrate the outstanding performance of AstroSNN in terms of latency, throughput, and memory usage across different sequence lengths.

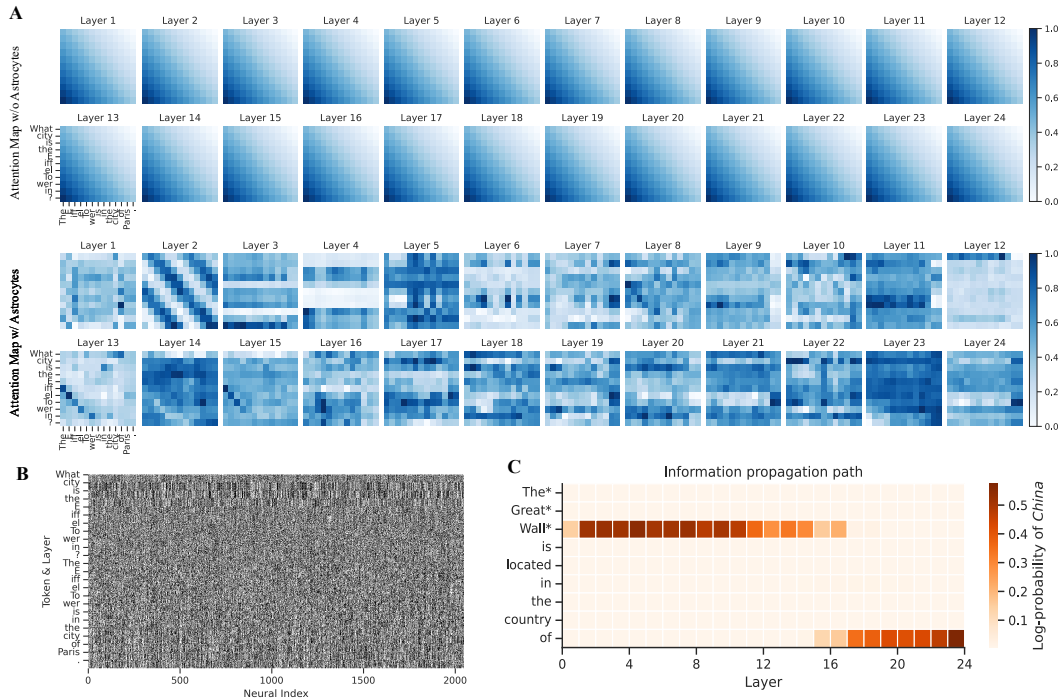


Figure 5: (A) Attention maps in AstroSNN show diverse attention across tokens and layers, indicating rich information flow. (B) Neuronal activity in different layers, with vertical axis representing tokens and adjacent marks indicating different layers. (C) Information propagation path, revealing how AstroSNN preserves and utilizes information for prediction, highlighting its capability to maintain information relevance without KV caches.

Specifically, AstroSNN demonstrates consistently lower latency compared to GPT2, especially noticeable at longer sequence lengths. This efficiency stems from its linear complexity relative to sequence length, contrasting with the traditional Transformer’s quadratic complexity. AstroSNN maintains stable throughput even for longer sequences, a significant advantage for processing long-form content. In terms of memory consumption, AstroSNN shows a near-constant profile regardless of sequence length, unlike GPT2’s steep increase. This memory efficiency is attributed to AstroSNN’s recursive computation strategy, minimizing the storage of intermediate states.

To demonstrate the dynamic interactions within the AstroSNN model, we visualize the attention matrices across different tokens, contrasting those with and without astrocytic integration (Figure 5). These visualizations highlight the enriched expressiveness of the astrocyte-enhanced attention mechanism compared to traditional LIF neurons.

In the AstroSNN architecture, the integration of astrocytic mechanisms significantly enhances neuronal communication, ensuring effective preservation of information across temporal states. As depicted in Figure 5 A, the attention matrices at varied timesteps exhibit sophisticated inter-neuronal interactions and a potent capacity for retaining information. Concurrently, Figure 5 B concentrates on neuronal dynamics within identical sequences.

Employing the visualization methodology proposed by Meng et al. [44], we evaluate the model’s efficacy in sustaining and manipulating information. This entails executing the model to record layer states, introducing perturbations in input embeddings via noise, and subsequently reinstating specific layer states during the computational process. The AstroSNN model manifests a proficient retention of information within its hidden states, facilitating linear complexity inferences while obviating the need for conventional Key-Value (KV) cache storage. This attribute empowers the model’s initial layers to adeptly identify and convey pivotal sentence components, thereby enhancing its capability to comprehend and generate intricate linguistic constructs.

4 Discussion

The development of the AstroSNN model represents a significant breakthrough in neuromorphic computing, seamlessly integrating biological insights with advanced computational techniques. This innovative approach addresses the limitations inherent in traditional LIF-based SNNs, enhancing both expressivity and the handling of complex temporal dependencies. Our extensive evaluations, including memory length and umbrella length tasks, demonstrate AstroSNN’s superior performance in retaining and utilizing long-term dependencies, essential in cognitive tasks such as learning and memory. Furthermore, in the realm of Natural Language Generation (NLG), AstroSNN’s scalability and efficiency open new horizons. Our experiments with large-scale language models showcase AstroSNN’s capability to achieve competitive performance with significantly lower complexity than conventional Transformers. This efficiency is particularly evident in tasks requiring intricate linguistic understanding and generation, where AstroSNN exhibits capabilities akin to extensive language models while operating with a fraction of their computational load.

The incorporation of astrocytes in the AstroSNN model not only enhances the biological plausibility of SNNs but also introduces novel computational dynamics, making AstroSNN well-suited for applications in resource-constrained environments. This efficiency extends to potential use cases in edge computing and mobile devices, where computational resources are limited. The AstroSNN model opens new avenues in neuromorphic computing, particularly in designing systems that closely mimic biological neural processes. By capturing the essence of neuron-glia interactions, AstroSNN may pave the way for more advanced models that integrate other aspects of neural biology, potentially leading to breakthroughs in understanding brain function and developing more efficient computational models. However, the current implementation, though effective, is an abstraction of the complex dynamics in actual neuron-astrocyte interactions. Future research could explore more intricate models of glial cells, delve into different types of astrocytes, and their diverse roles in the brain. Additionally, extending the model to incorporate other forms of neural plasticity and adaptation could further enhance its capabilities. In conclusion, the astrocyte-modulated SNN introduced in this work not only challenges the current paradigms in neural network architectures but also provides a rich platform for further exploration in both computational neuroscience and artificial intelligence. Its success in various cognitive and computational tasks underscores the potential of biologically-inspired models in advancing AI, offering a glimpse into the future where the convergence of neuroscience and computing could lead to unprecedented technological advancements.

5 Method

5.1 Experimental Setup

Architecture The architecture of our model is rooted in the contemporary decoder-only approach [34], commonly seen in large-scale language models such as GPT. The decoder-only paradigm

has gained traction in the field due to its simplicity and effectiveness in autoregressive tasks where the model predicts the next token in a sequence based on the preceding ones. By focusing on this architecture, we leverage its inherent proficiency in generating coherent and contextually relevant text sequences, making it an ideal candidate for our astrocytic modifications.

In our setup, we have replaced the Transformer module of the GPT model with our novel AM-SU unit, creating a seamless integration of astrocytic functions into the established neural framework. Our implementation is based on the gpt-neox [45], to make it easier to scale to larger sizes.

Tokenizer In our model, the input processing begins with tokenization, where the GPT-NeoX-20B tokenizer [46] is employed to convert raw text into tokens that the neural network can understand. This tokenizer is adept at handling a wide array of languages and special characters, making it versatile for diverse linguistic datasets. In the initial layer of our model, these tokens serve as direct inputs, creating the foundation for the subsequent layers to build upon.

As the process unfolds, each layer thereafter takes the spike outputs from the previous layer as its input, effectively forming a sequential structure. This design choice ensures that the information cascades through the network in a manner akin to the flow of stimuli through biological neural networks, allowing each successive layer to build upon the transformed representations of the input tokens.

Positional Encoding Positional information is crucial for our model to understand the order and relationship between tokens in a sequence. To integrate this information, we employ the Rotary Positional Encoding (RoPE) [47] which encodes the position into the attention mechanism in a way that is invariant to sequence length. The RoPE applies a rotation to the query and key vectors, which can be represented as follows:

$$\begin{aligned} \text{RoPE}(q_t, k_t, t) &= (q_t \cos(\omega_t) + k_t \sin(\omega_t), -q_t \sin(\omega_t) + k_t \cos(\omega_t)) \\ \text{where } \omega_t &= \text{position_encoding}(t) \end{aligned} \tag{10}$$

In Equation 10, q_t and k_t are the t -th components of the query and key vectors, respectively, and ω_t is the rotation frequency derived from the positional encoding function for position t . The function $\text{position_encoding}(t)$ generates a unique encoding for each position t . The rotation ensures that the relative positioning is captured while being agnostic to the absolute positions, thus maintaining the model’s capacity for parallel computation.

The RoPE is particularly advantageous for its ability to allow the model to preserve the relative order of the tokens and to support the model’s understanding of the sequential nature of the input without sacrificing computational efficiency. This encoding method is robust and consistent across varying sequence lengths, making it an ideal choice for our AstroSNN model where the dynamic range and context of the input sequence can be quite extensive.

Time Constants of Neurons and Astrocytes The dynamism of neural and astrocyte response to synaptic inputs is heavily influenced by their respective membrane time constants. Neurons, which need to capture swiftly varying signals, have a membrane time constant τ_n set to 2, facilitating quick integration of inputs and enabling the processing of rapid temporal changes. The resting potential v_{th} is set to 0 and the membrane resistance R is set to 1.

Astrocytes, distinguished by their role in longer-term synaptic changes, are modeled with a range of time constants to reflect their varied temporal integration capabilities. This diversity is particularly manifest in our multi-headed attention mechanism, where each head is allocated a unique time constant, allowing the network to span a continuum of temporal dependencies.

Astrocytes play a crucial role in long-term synaptic changes, hence we model them with a range of time constants to reflect their varying capacities for temporal integration. This diversity is particularly evident in our multi-head attention mechanism, where each head is allocated a unique time constant, allowing the network to encompass a continuum of temporal dependencies. In our experiments, the time constant for astrocytes, τ_a , is set to values exponentially distributed between 32 and 512, with the number of samples equaling the number of heads in the model, which is set to 8 in our case.

The resulting τ_a enable each head to focus on a distinct temporal window, with some heads capturing more immediate interactions and others integrating over a longer time span. This nuanced approach

to temporal encoding allows the AstroSNN model to maintain a sophisticated balance between short-term reactivity and long-term contextual integration, endowing it with the ability to understand sequences with complexity and depth akin to biological neural processing.

Table 4: Hyperparameter Settings for Different Models.

Hyperparameters	AstroSNN Small	AstroSNN Base	AstroSNN Large	AstroSNN 1B5
Layer	12	16	20	24
Dim	512	1024	1536	2048
Parameters	88.186M	306.412M	732.678M	1444.984M
Learning Rate	2.5×10^{-4}			
LR Scheduler	cosine			
Minimum Learning Rate	6×10^{-5}			
Warm-up Steps	1000			
Tokens per Batch	320k	160k	80k	64k
Adam β	(0.9, 0.98)			
Training Steps	600000			
Gradient Clipping	1.0			
Weight Decay	0.1			
Surrogate Gradient Function	$g'(x) = \alpha^2 x + \alpha, \text{ if } x \leq 1/\alpha, \text{ else } 0$			

Hyperparameters To cater to a variety of computational resources and performance targets, we have configured multiple versions of the AstroSNN model, each with a tailored set of hyperparameters. The smallest configuration, AstroSNN-Small, consists of 12 layers with a dimensionality of 512, amounting to approximately 88.186 million parameters. The AstroSNN-Base and AstroSNN-Large models extend this further with 16 and 20 layers, and increased dimensionality leading to 306.412 million and 732.678 million parameters, respectively. The largest configuration, AstroSNN-1B5, boasts 24 layers with a dimensionality of 2048, culminating in nearly 1.445 billion parameters.

All models share a uniform learning rate of 2.50×10^{-4} , with a cosine learning rate scheduler [48] to adapt the learning rate throughout training. A minimum learning rate of 6.00×10^{-5} is set to prevent the rate from decreasing to zero. The warm-up period is standardized at 1000 steps across all configurations, preparing the models for convergence. The batch size in tokens varies inversely with model size, ranging from 320k for the smallest model down to 64k for the largest, ensuring that larger models, which are more memory-intensive, are accommodated within GPU memory constraints.

The optimization is carried out using the Adam [49] with β values of 0.9 and 0.98. This choice balances the need for momentum with the responsiveness to new gradients. A total of 600,000 training steps are planned, providing a comprehensive learning period for the model to assimilate the intricacies of the language. Gradient clipping is employed with a threshold of 1 to maintain training stability. Lastly, a weight decay of 0.1 is applied for regularization, mitigating the risk of overfitting. As shown in Equation 7, since $g(x)$ is not differentiable, it is necessary to use the surrogate gradient function [50] to establish an approximate backpropagation pathway, and we use the surrogate gradient function as shown in Table 4.

We implemented AstroSNN using plain PyTorch code, and pre-training on The Pile dataset used 4 NVIDIA A100 40G GPUs with tensor parallelism. A total of 38.4B tokens were used for the pre-training of the model.

5.2 Data Availability

The datasets employed in this study span a variety of domains and tasks, ensuring that the AstroSNN model is evaluated across a comprehensive suite of challenges. For tasks assessing the model’s memory and temporal processing capabilities, we utilize the Memory Length and Umbrella Length datasets from DeepMind’s bsuite collection. We use a re-implemented environment using Jax for efficient training and evaluation, which can be found at ².

²Bsuite is available at <https://github.com/RobertTLange/gymnax/tree/main/gymnax/environments/bsuite>

For NLP tasks, we leverage the enwiki8³ and wikitext-103⁴ datasets. The enwiki8 dataset is a large corpus of English Wikipedia text, used for unsupervised learning of deep learning models. Wikitext-103 is a collection of over 100 million tokens extracted from the set of verified Good and Featured articles on Wikipedia and is commonly used for benchmarking language models.

For our zero-shot learning experiments, we have curated a diverse array of datasets including PIQA⁵, SciQ⁶, Winograd⁷, COPA⁸, BoolQ⁹, hellaswag¹⁰, and logiqa¹¹. These datasets present tasks that range from commonsense reasoning and scientific fact understanding to linguistic inference, providing a rigorous test bed for evaluating the zero-shot learning abilities of the model.

Prior to these experiments, the model was pre-trained on The Pile¹², a large-scale dataset compiled from various sources to provide a rich and diverse language modeling benchmark. The Pile is designed to challenge models with a wide range of linguistic phenomena and subject matter expertise. For the fine-tuning of the dialog model, we used the MOSS fine-tuning dataset¹³. Source code are provided with this paper.

Acknowledgement

This work was supported by the National Natural Science Foundation of China (Grant No. 62372453).

References

- [1] Gertrudis Perea, Marta Navarrete, and Alfonso Araque. Tripartite synapses: astrocytes process and control synaptic information. *Trends in neurosciences*, 32(8):421–431, 2009.
- [2] Mirko Santello, Corrado Calì, and Paola Bezzi. Gliotransmission and the tripartite synapse. *Synaptic Plasticity: Dynamics, Development and Disease*, pages 307–331, 2012.
- [3] Michael M Halassa, Tommaso Fellin, and Philip G Haydon. The tripartite synapse: roles for gliotransmission in health and disease. *Trends in molecular medicine*, 13(2):54–63, 2007.
- [4] Isabella Farhy-Tselnicker and Nicola J Allen. Astrocytes, neurons, synapses: a tripartite view on cortical circuit development. *Neural development*, 13(1):1–12, 2018.
- [5] Ladina Hösli, Noemi Binini, Kim David Ferrari, Laetitia Thieren, Zoe J Looser, Marc Zuend, Henri S Zanker, Stewart Berry, Martin Holub, Wiebke Möbius, et al. Decoupling astrocytes in adult mice impairs synaptic plasticity and spatial learning. *Cell reports*, 38(10), 2022.
- [6] Michelle Corkrum, Ana Covelo, Justin Lines, Luigi Bellocchio, Marc Pisansky, Kelvin Loke, Ruth Quintana, Patrick E Rothwell, Rafael Lujan, Giovanni Marsicano, et al. Dopamine-evoked synaptic regulation in the nucleus accumbens requires astrocyte activity. *Neuron*, 105(6):1036–1047, 2020.
- [7] Peter Illes, Geoffrey Burnstock, and Yong Tang. Astroglia-derived atp modulates cns neuronal circuits. *Trends in neurosciences*, 42(12):885–898, 2019.

³Enwiki8 dataset is available at <https://huggingface.co/datasets/enwik8>

⁴Wikitext-103 dataset is available at <https://blog.einstein.ai/the-wikitext-long-term-dependency-language-modeling-dataset/>

⁵PIQA dataset is available at <https://yonatanbisk.com/piqa/>

⁶SciQ dataset is available at <https://allenai.org/data/sciq/>

⁷WinoGrande dataset is available at <https://winogrande.allenai.org/>

⁸COPA dataset is available at <https://people.ict.usc.edu/~gordon/copa.html>

⁹BoolQ dataset is available at <https://github.com/google-research-datasets/boolean-questions>

¹⁰Hellaswag dataset is available at <https://rowanzellers.com/hellaswag/>

¹¹Logiqa dataset is available at <https://github.com/lgw863/LogiQA-dataset>

¹²The Pile dataset is available at <https://pile.eleuther.ai/>

¹³MOSS fine-tuning dataset is available at <https://huggingface.co/datasets/fnlp/moss-003-sft-data>

- [8] Michael M Halassa and Philip G Haydon. Integrated brain circuits: astrocytic networks modulate neuronal activity and behavior. *Annual review of physiology*, 72:335–355, 2010.
- [9] Akinobu Suzuki, Sarah A Stern, Ozlem Bozdagi, George W Huntley, Ruth H Walker, Pierre J Magistretti, and Cristina M Alberini. Astrocyte-neuron lactate transport is required for long-term memory formation. *Cell*, 144(5):810–823, 2011.
- [10] Adi Kol, Adar Adamsky, Maya Groysman, Tirzah Kreisel, Michael London, and Inbal Goshen. Astrocytes contribute to remote memory formation by modulating hippocampal–cortical communication during learning. *Nature neuroscience*, 23(10):1229–1239, 2020.
- [11] Maurizio De Pittà and Nicolas Brunel. Multiple forms of working memory emerge from synapse–astrocyte interactions in a neuron–glia network model. *Proceedings of the National Academy of Sciences*, 119(43):e2207912119, 2022.
- [12] Sophia Becker, Andreas Nold, and Tatjana Tchumatchenko. Modulation of working memory duration by synaptic and astrocytic mechanisms. *PLoS Computational Biology*, 18(10):e1010543, 2022.
- [13] Wolfgang Maass. Networks of spiking neurons: the third generation of neural network models. *Neural networks*, 10(9):1659–1671, 1997.
- [14] Kaushik Roy, Akhilesh Jaiswal, and Priyadarshini Panda. Towards spike-based machine intelligence with neuromorphic computing. *Nature*, 575(7784):607–617, 2019.
- [15] Yi Zeng, Dongcheng Zhao, Feifei Zhao, Guobin Shen, Yiting Dong, Enmeng Lu, Qian Zhang, Yinqian Sun, Qian Liang, Yuxuan Zhao, et al. Braincog: A spiking neural network based, brain-inspired cognitive intelligence engine for brain-inspired ai and brain simulation. *Patterns*, 4(8), 2023.
- [16] Wei Fang, Zhaofei Yu, Yanqi Chen, Timothée Masquelier, Tiejun Huang, and Yonghong Tian. Incorporating learnable membrane time constant to enhance learning of spiking neural networks. In *Proceedings of the IEEE/CVF international conference on computer vision*, pages 2661–2671, 2021.
- [17] Guobin Shen, Dongcheng Zhao, Yiting Dong, Yang Li, and Yi Zeng. Dive into the power of neuronal heterogeneity. *arXiv preprint arXiv:2305.11484*, 2023.
- [18] Dongcheng Zhao, Yi Zeng, and Yang Li. Backeisnn: A deep spiking neural network with adaptive self-feedback and balanced excitatory–inhibitory neurons. *Neural Networks*, 154:68–77, 2022.
- [19] Malu Zhang, Hong Qu, Ammar Belatreche, Yi Chen, and Zhang Yi. A highly effective and robust membrane potential-driven supervised learning method for spiking neurons. *IEEE transactions on neural networks and learning systems*, 30(1):123–137, 2018.
- [20] Guobin Shen, Dongcheng Zhao, Yiting Dong, Yang Li, Feifei Zhao, and Yi Zeng. Metaplasticity: Unifying learning and homeostatic plasticity in spiking neural networks. *arXiv preprint arXiv:2308.12063*, 2023.
- [21] Yiting Dong, Dongcheng Zhao, Yang Li, and Yi Zeng. An unsupervised stdp-based spiking neural network inspired by biologically plausible learning rules and connections. *Neural Networks*, 2023.
- [22] Guobin Shen, Dongcheng Zhao, and Yi Zeng. Backpropagation with biologically plausible spatiotemporal adjustment for training deep spiking neural networks. *Patterns*, 3(6), 2022.
- [23] Zhaokun Zhou, Yuesheng Zhu, Chao He, Yaowei Wang, Shuicheng Yan, Yonghong Tian, and Li Yuan. Spikformer: When spiking neural network meets transformer. *arXiv preprint arXiv:2209.15425*, 2022.
- [24] Guobin Shen, Dongcheng Zhao, Yiting Dong, and Yi Zeng. Brain-inspired neural circuit evolution for spiking neural networks. *Proceedings of the National Academy of Sciences*, 120(39):e2218173120, 2023.

- [25] Yuliya Tsybina, Innokentiy Kastalskiy, Mikhail Krivonosov, Alexey Zaikin, Victor Kazantsev, Alexander N Gorban, and Susanna Gordleeva. Astrocytes mediate analogous memory in a multi-layer neuron–astrocyte network. *Neural Computing and Applications*, 34(11):9147–9160, 2022.
- [26] Susanna Yu Gordleeva, Yuliya A Tsybina, Mikhail I Krivonosov, Mikhail V Ivanchenko, Alexey A Zaikin, Victor B Kazantsev, and Alexander N Gorban. Modeling working memory in a spiking neuron network accompanied by astrocytes. *Frontiers in Cellular Neuroscience*, 15:631485, 2021.
- [27] Leo Kozachkov, Ksenia V Kastanenko, and Dmitry Krotov. Building transformers from neurons and astrocytes. *Proceedings of the National Academy of Sciences*, 120(34):e2219150120, 2023.
- [28] Rui-Jie Zhu, Qihang Zhao, and Jason K Eshraghian. Spikegpt: Generative pre-trained language model with spiking neural networks. *arXiv preprint arXiv:2302.13939*, 2023.
- [29] Bojian Yin, Federico Corradi, and Sander M Bohté. Accurate and efficient time-domain classification with adaptive spiking recurrent neural networks. *Nature Machine Intelligence*, 3(10):905–913, 2021.
- [30] Ashish Vaswani, Noam Shazeer, Niki Parmar, Jakob Uszkoreit, Llion Jones, Aidan N Gomez, Łukasz Kaiser, and Illia Polosukhin. Attention is all you need. *Advances in neural information processing systems*, 30, 2017.
- [31] Antonio Orvieto, Samuel L Smith, Albert Gu, Anushan Fernando, Caglar Gulcehre, Razvan Pascanu, and Soham De. Resurrecting recurrent neural networks for long sequences. *arXiv preprint arXiv:2303.06349*, 2023.
- [32] John O’Keefe and Jonathan Dostrovsky. The hippocampus as a spatial map: preliminary evidence from unit activity in the freely-moving rat. *Brain research*, 1971.
- [33] Alex Graves. Generating sequences with recurrent neural networks. *arXiv preprint arXiv:1308.0850*, 2013.
- [34] Alec Radford, Jeffrey Wu, Rewon Child, David Luan, Dario Amodei, Ilya Sutskever, et al. Language models are unsupervised multitask learners. *OpenAI blog*, 1(8):9, 2019.
- [35] Leo Gao, Stella Biderman, Sid Black, Laurence Golding, Travis Hoppe, Charles Foster, Jason Phang, Horace He, Anish Thite, Noa Nabeshima, Shawn Presser, and Connor Leahy. The Pile: An 800gb dataset of diverse text for language modeling. *arXiv preprint arXiv:2101.00027*, 2020.
- [36] Tianxiang Sun, Xiaotian Zhang, Zhengfu He, Peng Li, Qinyuan Cheng, Hang Yan, Xiangyang Liu, Yunfan Shao, Qiong Tang, Xingjian Zhao, et al. Moss: Training conversational language models from synthetic data. *arXiv preprint arXiv:2307.15020*, 7, 2023.
- [37] Jan Kocoń, Igor Cichecki, Oliwier Kaszyca, Mateusz Kochanek, Dominika Szydło, Joanna Baran, Julita Bielaniec, Marcin Gruza, Arkadiusz Janz, Kamil Kanclerz, et al. Chatgpt: Jack of all trades, master of none. *Information Fusion*, page 101861, 2023.
- [38] Yonatan Bisk, Rowan Zellers, Jianfeng Gao, Yejin Choi, et al. Piqa: Reasoning about physical commonsense in natural language. In *Proceedings of the AAAI conference on artificial intelligence*, volume 34, pages 7432–7439, 2020.
- [39] Johannes Welbl, Nelson F Liu, and Matt Gardner. Crowdsourcing multiple choice science questions. *arXiv preprint arXiv:1707.06209*, 2017.
- [40] Keisuke Sakaguchi, Ronan Le Bras, Chandra Bhagavatula, and Yejin Choi. Winogrande: An adversarial winograd schema challenge at scale. *Communications of the ACM*, 64(9):99–106, 2021.
- [41] Christopher Clark, Kenton Lee, Ming-Wei Chang, Tom Kwiatkowski, Michael Collins, and Kristina Toutanova. Boolq: Exploring the surprising difficulty of natural yes/no questions. *arXiv preprint arXiv:1905.10044*, 2019.

- [42] Rowan Zellers, Ari Holtzman, Yonatan Bisk, Ali Farhadi, and Yejin Choi. Hellaswag: Can a machine really finish your sentence? *arXiv preprint arXiv:1905.07830*, 2019.
- [43] Jian Liu, Leyang Cui, Hanmeng Liu, Dandan Huang, Yile Wang, and Yue Zhang. Logiqa: A challenge dataset for machine reading comprehension with logical reasoning. *arXiv preprint arXiv:2007.08124*, 2020.
- [44] Kevin Meng, David Bau, Alex Andonian, and Yonatan Belinkov. Locating and editing factual associations in gpt. *Advances in Neural Information Processing Systems*, 35:17359–17372, 2022.
- [45] Alex Andonian, Quentin Anthony, Stella Biderman, Sid Black, Preetham Gali, Leo Gao, Eric Hallahan, Josh Levy-Kramer, Connor Leahy, Lucas Nestler, Kip Parker, Michael Pieler, Jason Phang, Shivanshu Purohit, Hailey Schoelkopf, Dashiell Stander, Tri Songz, Curt Tigges, Benjamin Thérien, Phil Wang, and Samuel Weinbach. GPT-NeoX: Large Scale Autoregressive Language Modeling in PyTorch, 9 2023.
- [46] Sid Black, Stella Biderman, Eric Hallahan, Quentin Anthony, Leo Gao, Laurence Golding, Horace He, Connor Leahy, Kyle McDonell, Jason Phang, et al. Gpt-neox-20b: An open-source autoregressive language model, 2022. URL <https://arxiv.org/abs/2204.06745>.
- [47] Jianlin Su, Yu Lu, Shengfeng Pan, Ahmed Murtadha, Bo Wen, and Yunfeng Liu. Roformer: Enhanced transformer with rotary position embedding. *arXiv preprint arXiv:2104.09864*, 2021.
- [48] Ilya Loshchilov and Frank Hutter. Sgdr: Stochastic gradient descent with warm restarts. *arXiv preprint arXiv:1608.03983*, 2016.
- [49] Diederik P Kingma and Jimmy Ba. Adam: A method for stochastic optimization. *arXiv preprint arXiv:1412.6980*, 2014.
- [50] Sander M Bohte. Error-backpropagation in networks of fractionally predictive spiking neurons. In *International conference on artificial neural networks*, pages 60–68. Springer, 2011.

Supplementary Material

Examples of Dialogues Generated by AstroSNN

General Knowledge #1

Human: Can you explain to me what astrocytes are?

Mind Talk: Certainly! Astrocytes are specialized cells found in the brain that are responsible for the production of neurotransmitters and other molecules that are involved in the development of the brain. They are also involved in the regulation of blood flow and oxygen delivery to the brain. Astrocytes are found in the brain and spinal cord, and they are believed to play a crucial role in the development of the brain.

General Knowledge #2

Human: What causes the seasons to change on Earth?

Mind Talk: The seasons change on Earth due to various factors such as climate change, natural disasters, and human activities.

Technical Explanations: #1

Human: Could you describe the theory of relativity in simple terms?

Mind Talk: Certainly! The theory of relativity is a scientific theory that explains how the laws of physics work at the atomic and subatomic level. It is based on the idea that the speed of light, which is the speed of light in vacuum, is not a constant but is instead a relative speed. This means that the speed of light can change depending on the observer's position in the universe. The theory of relativity also explains how time and space are related, as well as how gravity works. It is a very important and influential theory in modern physics.

Code Generation #1

Human: Write me a quick sort algorithm in python.

Mind Talk: Sure, here's a quick sort algorithm in Python:

```
'''
def quick_sort(arr):
    if len(arr) <= 1:
        return arr
    else:
        pivot = arr[0]
        less = [x for x in arr[1:] if x <= pivot]
        greater = [x for x in arr[1:] if x > pivot]
        return quick_sort(less) + [pivot] + quick_sort(greater)
'''
```

This algorithm first checks if the length of the array is less than or equal to 1. If so, it returns the array as it is already sorted. Otherwise, it selects the first element of the array as the pivot and creates two sub-arrays: one containing all elements less than or equal to the pivot, and one containing all elements greater than or equal to the pivot. It then recursively calls the `quick_sort` function on the sub-arrays and concatenates the sorted sub-arrays with the pivot element in between.

Here's an example usage of the function:

```
'''
arr = [5, 3, 8, 4, 2, 7, 1, 6]
sorted_arr = quick_sort(arr)
print(sorted_arr)
'''
```

This will output: [1, 2, 3, 4, 5, 6, 7, 8]

Philosophical Questions #2

Human: Is there such a thing as free will?

Mind Talk: As an AI language model, I don't have personal beliefs or opinions. However, I can provide you with some information on the topic of free will.

Free will is a philosophical concept that refers to the ability of an individual to make choices and decisions without being explicitly programmed to do so. It is often referred to as the "control over one's own destiny" or "control of one's own life."

While some people believe that free will is a fundamental aspect of the human condition, others argue that it is not. Some argue that free will is a product of biological processes that are not fully understood, while others believe that it is a result of complex interactions between the brain, body, and environment.

In any case, it is important to note that free will is a complex and multifaceted concept that is still being explored by scientists and philosophers. While some people may argue that free will is a uniquely human trait, others argue that it is a product of complex biological processes that are not fully understood.

Technical Explanations: #2

Human: How does a blockchain work?

Mind Talk: A blockchain is a decentralized, digital ledger that records transactions in a secure and transparent manner. It is made up of a series of blocks, each containing a set of transactions that are verified and added to the blockchain. Each block contains a unique code that is used to validate the transaction and add it to the blockchain. Once a block is added to the blockchain, it cannot be altered or deleted, making it a tamper-proof and secure way to record transactions.

Creative and Imaginative #1

Human: If you could design a city of the future, what features would it have?

Mind Talk: As an AI language model, I don't have personal preferences or emotions, but I can provide some ideas for a futuristic city.

One of the most important features of a futuristic city would be the integration of technology. The city would be designed with the latest and most advanced technology, such as artificial intelligence, biotechnology, and nanotechnology. This would allow for a more efficient and sustainable way of living, with advanced transportation systems, energy sources, and waste management systems.

Another important feature would be the use of advanced communication technology. The city would have a highly advanced communication system that would allow for real-time communication between people, businesses, and other organizations. This would be especially important in a world where communication is limited, as it would allow for more efficient and effective decision-making.

The city would also have a highly advanced infrastructure, including advanced transportation systems, energy sources, and waste management systems. This would allow for a more sustainable and environmentally friendly way of living, with a focus on reducing carbon emissions and promoting sustainability.

Finally, the city would have a highly advanced healthcare system, with advanced medical technology and treatments. This would allow for a more efficient and effective way of treating illnesses and diseases, as well as improving the overall quality of life for people.

Cultural and Entertainment #1

Human: Can you recommend a good movie for a movie night with friends?

Mind Talk: Sure, I can recommend a good movie for a movie night with friends. There are so many great movies to choose from! Here are a few popular movies that I would recommend for a movie night with friends:

1. The Shawshank Redemption (1994) - A classic drama that tells the story of a man who is wrongfully convicted of murder and sent to prison.
2. The Godfather (1972) - A classic crime drama that tells the story of the Corleone family and their involvement in organized crime.
3. The Dark Knight (2008) - A superhero movie that explores the dark side of the Batman character and his impact on Gotham City.
4. The Matrix (1999) - A sci-fi action movie that explores the nature of reality and the power of the human mind.
5. The Green Knight (2001) - A fantasy adventure movie that follows a knight on a quest to save a princess from a dragon.
6. The Silence of the Lambs (1991) - A psychological thriller that explores the nature of evil and the consequences of our actions.
7. The Princess Bride (1987) - A romantic fantasy movie that follows the love story of Princess Diana and Prince William.

These are just a few examples, but there are many other great movies out there to choose from!

Practical Advice #1

Human: What are some effective study techniques for exams?

Mind Talk: There are many effective study techniques for exams, including:

1. Active learning: Engage with the material actively by taking notes, summarizing key points, and explaining concepts to others.
2. Spaced repetition: Review the material at increasing intervals to reinforce learning and improve retention.
3. Practice testing: Test yourself on the material to identify areas of weakness and areas of strength.
4. Mnemonics: Use mnemonic devices to help remember information.
5. Visual aids: Use diagrams, charts, and other visual aids to help you understand and remember complex information.
6. Teach someone else: Teach the material to someone else to help reinforce your understanding and identify areas where you need to improve.
7. Take breaks: Take regular breaks to avoid burnout and maintain focus and concentration.
8. Get enough sleep: Get enough sleep to help your brain function at its best and improve memory retention.
9. Stay organized: Keep your notes and study materials organized to avoid wasting time searching for information.
10. Seek help: If you are struggling with a particular topic, seek help from a teacher, tutor, or study group.