

Interactive effects of multiple stressors in coastal ecosystems

Shubham Krishna^{1*} | Carsten Lemmen¹ | Serra Örey^{2,3}
| Jennifer Rehren³ | Julien Di Pane⁴ | Moritz Mathis¹
| Miriam Püts³ | Sascha Hokamp⁵ | Himansu Kesari
Pradhan¹ | Matthias Hasenbein⁶ | Jürgen Scheffran⁵
| Kai W. Wirtz¹

¹Institute of Coastal Systems - Analysis and Modeling, Helmholtz-Zentrum Hereon, Geesthacht, 21502, Germany

²Bremerhaven University of Applied Sciences, Bremerhaven, 27568, Germany

³Johann Heinrich von Thünen-Institut, Bremerhaven, 27572, Germany

⁴Electricité de France EDF, Paris, 75008, France

⁵Universität Hamburg, Hamburg, 20144, Germany

⁶Bundesamt Für Seeschifffahrt Und Hydrographie BSH, Hamburg, 20359, Germany

Correspondence

Dr. Shubham Krishna, Institute of Coastal Systems - Analysis and Modeling, Helmholtz-Zentrum Hereon, Geesthacht, 21502, Germany
Email: shubham.krishna@hereon.de

Funding information

Multiple Stressors on North Sea Life (MuSSeL, grant number: 03F0862A)

Coastal ecosystems are increasingly experiencing anthropogenic pressures such as climate heating, CO₂ increase, metal and organic pollution, overfishing and resource extraction. Some resulting stressors are more direct like fisheries, others more indirect like ocean acidification, yet they jointly affect marine biota, communities and entire ecosystems. While single-stressor effects have been widely investigated, the interactive effects of multiple stressors on ecosystems are less researched. In this study, we review the literature on multiple stressors and their interactive effects in coastal environments across organisms. We classify the interactions into three categories: synergistic, additive, and antagonistic. We found phytoplankton and mollusks to be the most studied taxonomic groups. The stressor combinations of climate warming, ocean acidification, eutrophication, and metal pollution are the most critical for coastal ecosystems as they exacerbate adverse effects on physiological traits such as growth rate, basal respiration, and size. Phytoplankton appears to be most sensitive to interactions between metal and nutrient pollution. In nutrient-

enriched environments, the presence of metals considerably affects the uptake of nutrients, and increases respiration costs and toxin production in phytoplankton. For mollusks, warming and low pH are the most lethal stressors. The combined effect of heat stress and ocean acidification leads to decreased growth rate, shell size, and acid-base regulation capacity in mollusks. However, for a holistic understanding of how coastal food webs will evolve with ongoing changes, we suggest more research on ecosystem-level responses. This can be achieved by combining in-situ observations from controlled environments (e.g. mesocosm experiments) with modelling approaches.

KEYWORDS

Climate-stressors, Anthropogenic-stressors, climate-change, Global-change, Non-additive-effects, Coastal-foodweb, Coastal-management

1 | INTRODUCTION

Coastal ecosystems are exposed to a plethora of direct and indirect anthropogenic stressors such as climate heating, eutrophication, metal pollution, hypoxia, pH and salinity changes, and overfishing [1, 2, 3, 4]. These stressors are inducing serious and irreversible changes in marine and coastal food webs [5], and they do not act in isolation but instead simultaneously [3]. It has been suggested that by 2050 about 90% of the global ocean will be impacted by exposure to multiple stressors [6]. Interactions between stressors trigger responses in species and communities that are often different from the effects of the individual stressors [2, 7].

To understand the changes in coastal ecosystems and to improve marine and coastal management, a better knowledge of stressor interactions is required [4]. The net response to multiple stressors could be the sum of the individual responses, more than that, or less. When the combined effect to multiple stressors is equal to their expected cumulative sum, such an effect is called additive. When this is not the case, it is termed multiplicative or non-additive [8]. A multiplicative effect could, in turn, be synergistic or antagonistic. When the net effect of interactions is greater than the sum of individual stress responses, the response is called synergistic [2, 7]. On the contrary, in an antagonistic interaction, the effect intensity of the combined response is less than that of the cumulative single-stressor effects.

Occurrences of additive and multiplicative interactions have been reported in coastal ecosystems [2, 9]. For example, synergistic responses to elevated nutrient concentrations and metal loadings have been found in diverse plankton groups [10, 11, 12, 13]. Negative synergistic effects have been reported in benthic organisms (such as crabs and mollusks) on exposure to ocean acidification (OA), salinity, temperature, and metal pollution [14, 15, 16]. The combined effects of heat stress and ocean acidification have been far more adverse than their individual effects in a variety of mussel species [17, 18]. Likewise, the adverse effects of overfishing can be intensified by climate warming in top

predatory fish species [19]. Stressor interactions also lead to antagonistic responses in coastal ecosystems. For example, it has been shown that elevated CO₂ resulted in higher chlorophyll biomass under low irradiance, thereby compensating for light stress [20, 21]. Similarly, low pH has been shown to have mitigated the negative effect of high temperature on egg volume in an estuarine fiddler crab [22].

In spite of the significant role of stressor interactions in driving ecosystem and community-level responses, investigations of these effects are largely disconnected from the implementation of conservation and management policies for coastal systems [5]. Over the last decades, research and management focussed on eutrophication problems in coastal environments [23]. The non-additive effects of eutrophication with other stressors such as climate warming, pollutants, hypoxia and changes in salinity have posed a multidimensional problem [24, 6, 25]. First, the intricacy of interactive effects makes it very difficult to elucidate the net response of an ecosystem in ever-changing environments [5]. Secondly, the occurrence of several stressors triggers differential responses across organisms. Thirdly, critical stressor combinations vary between taxonomic groups.

In this study, we address the aforementioned research gaps. With a focus on high-latitude coastal systems, we systematically review the existing studies on the interactive effects of multiple stressors in coastal habitats to answer the following important questions: 1) What are the critical stressors for triggering non-additive responses in coastal ecosystems? 2) What are the main stressor combinations for different taxonomic groups with respect to inducing negative synergistic effects? 3) What are the research gaps in multi-stressor studies? From our findings, we provide valuable insights to scientists and stakeholders with respect to the advancement of multi-stressor research and for management of coastal ecosystems.

2 | MATERIALS AND METHODS

A systematic literature search for scholarly articles relating to the topic was performed using Clarivate's Web of Science (WoS) Advanced search. The search included a topical search for multiple stressors, compound, cumulative or interactive effects at the coast or on the shelf, classified as an article or review. We implemented the following search query: "TS=((("multipl* stress*") OR ("compound* effect") OR ("cumulat* effect") OR ("interact* effect"))) AND (coast* or shelves or shelf)) AND DT=("ARTICLE" OR "REVIEW")"

Abstracts of all obtained records were prescreened independently by two researchers for false positives that should be discarded as not relating to the topic, e.g. articles relating to management and policy, society and socio-ecological systems, single stressors, freshwater systems, marshes or seismology. The review papers contained in the remaining records were screened for references to primary relevant literature that was not captured by the automated search. Citations within review papers that were identified as relevant after screening their abstract were included in the subsequent full-text analysis. All remaining and manually added full texts were distributed for detailed evaluation among the author team. We employed the Preferred Reporting Items for Systematic Reviews and Meta-Analyses (PRISMA, [26]) approach for our analysis. The systematic search, based on queries and keywords, on WoS yielded 814 papers that investigated interactive effects of multiple stressors in marine ecosystems. All of these papers were screened, first by an automated script and then manually, to select the studies that focused only on high-latitude coastal ecosystems, which reduced the number of papers from 814 to 400. Out of these, a few were review or synthesis papers which were discarded from the analysis, and the remaining were distributed amongst the co-authors to review and fill up the "Summary Table" (Table 1). In total, we could identify 198 studies in which non-additive or additive effects

were reported. All further analyses were performed based on the information provided in this table.

To quantify the magnitude of interactive effects (synergistic = SYN, additive = ADD, and antagonistic = ANT) for stressor combinations, we implemented a fuzzy coding/scoring method where scores between 1 to 3 were assigned for the reported responses. For example, if a study reports only a synergistic effect for a given stressor combination, a score of 3 is assigned for SYN and a score of 0 for ANT and ADD. If two types of effects (e.g. SYN and ANT or ADD and SYN) are reported then a score of 1.5 is given to each and 0 to the third effect which is missing. And, if all three effects (SYN, ANT, and ADD) could be identified then a score of 1 is assigned to all. For a given stressor pair, the sum of all three effects is always 3 (SYN + ANT + ADD = 3). If there are more than two stressor combinations, then the same procedure is followed for the respective stressor pairs resulting from that particular combination (e.g. 4 stressor combination yields 6 stressor pairs). The final score for a given effect (SYN or ADD or ANT) is then calculated by adding up their individual scores identified from different stressor combinations. The detailed schematic of this scheme is illustrated in Figure 8.

3 | RESULTS

3.1 | Interactive effects in coastal oceans

Interactive effects are reported at different levels of the coastal ecosystem; the majority (n=109, 55%) of studies focussed on the species or organism level, 36% (n=71) on the community level, and 9% (n=20) on the entire ecosystem. The types of interaction effects reported can be classified as synergistic, antagonistic, or additive: Most of the studies (130 out of 200) reported synergistic or additive effects, indicative of compounding of responses to multiple stressors and that research focuses on such effects (Fig. 1). Out of those 132, 68 studies reported only SYN effects and 62 only ADD effects, and 15 reported both. Whereas ANT effects are identified in only 20 studies (10%). A few reported both the ANT- and SYN-type responses and only 16 studies identified all three effects. Most frequent individual stressors in a multi-stressor constellation are temperature (Temp, 25%, n=50), followed by nutrient loading (Nut, 17%, n=33) and toxic metals (Metal) and ocean acidification (OA, together 28%, n=56) (Fig. 2). Sedimentation loads (Sed), hypoxia (DO) and turbulence (Turb) are least studied. Quantification of the interactive effects (SYN, ANT, and ADD) for the stressor combinations of the most reported stressors is shown in Figure 3. The combinations of acidification–eutrophication (OA and Nut) and metal pollution–eutrophication (Metal and Nut) have mostly been reported as synergistic (with >50% score), whereas acidification–metal pollution (OA and Metal) has been reported mostly as additive (~ 70% score). The Heating–acidification (Temp and OA) combination is expressed equally as additive, synergistic and antagonistic.

3.2 | Break-down of stressor interactions with respect to taxonomic groups

The most studied taxonomic groups, with respect to stressor interactions, are mollusks, phytoplankton, and seagrass. They contribute to 66% (24% for mollusks, 21% for phytoplankton, and 21% for seagrass) of all studied groups (Fig.4). The remaining third includes fish (10%), zooplankton (9%), corals (2%), and polychaetes (3%).

Next, we investigated what kind of interactive effects are reported for individual groups. Exposure to multiple stressors triggered synergistic responses mostly in phytoplankton and mollusks (Fig. 5). Most of these responses were identified in physiological traits such as growth rate, carbon fixation and respiration rates (Fig. 9). By contrast, all three effects (SYN, ADD, ANT) have been reported for fish and decapods, which prevents the identification of a clear

prevalence of one effect type (Fig. 5). This difference could be partially attributed to research constraints arising from the complexity of studied organisms or systems. At higher body size the fraction of manipulative experiments decreases. For smaller organisms, such as phytoplankton, zooplankton, and mollusks, more than 50% of studies are performed in controlled laboratory setups, whereas this fraction falls below 50% for fish and decapods and below 20% for seagrass (Fig. 6). Larger organisms are preferably studied in their natural and quasi-natural habitats. Likewise, in-situ experiments are preferred for studying ecosystem-level effects of multiple stressors.

So far, we found that phytoplankton and mollusks are the most studied organisms and exposure to simultaneous stressors triggers synergistic responses in their physiological traits. The most critical stressor combinations for phytoplankton and mollusk species in coastal oceans were identified by a fuzzy coding approach, where stressor combinations were given scores for synergism. For phytoplankton, the metal-nutrient (Metal and Nut) combination got the highest score (Fig. 7), as the exposure to nutrient and metal pollution usually instigates synergistic responses at physiological level in autotrophs. Likewise, the temperature-acidification (Temp and OA) stressor pair got the highest score for mollusks (Fig. 7), indicating that the combination of warming and ocean acidification is likely to synergistically affect their physiological rates.

4 | DISCUSSION

4.1 | Critical stressor combinations for coastal food webs

We identified OA, eutrophication, and metal pollution as the most critical stressor combinations for coastal ecosystems. All of these stressors directly follow from human activities on land that strongly influence coastal environments [27, 28]. Eutrophication and metal pollution negatively affect the ecological health of coastal systems in isolation and their interactive effects are often even more adverse [29, 30, 31, 32, 33]. For example, several sites in the Bohai Sea (China) have been identified as high-risk areas for autotrophs, crustacean, fish and mollusks due to the compounding effects of the elevated nutrient and metal concentrations [33]. For phytoplankton, the metal/nutrient stressor combination appears to be most critical and is discussed below.

4.2 | Phytoplankton

A full range of physiological effects can result from the interaction of eutrophication and metal pollution in phytoplankton, ranging from acute toxicity to sub-lethal or positive effects. In addition, shifts in community structure have been observed [34]. Toxic metals have inhibitory effects on germination of phytoplankton in eutrophic coastal waters [35]. It has been reported that the combined effect of metal and nutrient stressors results in significant changes in phytoplankton community structure leading to a shift from bigger diatoms to smaller and harmful cyanobacteria and dinoflagellates [36, 37]. Metals, such as copper and cadmium, inhibit the growth of large algal species (e.g. diatom), even in nutrient-replete conditions, by suppressing the uptake of enzymes and causing cell leakage. The shift to harmful algal species results in a reduction of food quality for secondary producers and thereby affects the trophodynamics in the coastal food web. Nutrient enrichment in many coastal waters can considerably enhance trace metal uptake in phytoplankton, which leads to bioaccumulation of metals at the higher trophic levels [38]. Likewise, eutrophication-mediated increase in organic matter production and remineralization stimulates microbial mercury methylation which results in bioaccumulation of neurotoxic monomethyl mercury in phytoplankton [39]. Metals like cadmium, nickel and copper are shown to make coastal areas more heterotrophic by increasing ecosystem respiration [11, 40, 41]. However,

some trace metals such as iron, silicon and copper could stimulate primary production in eutrophic coastal and estuarine waters by increasing the cellular uptake rates of macronutrients [42, 43]. Sometimes, the mechanisms employed by algal species to deal with metal and nutrient contamination can have negative consequences for other species or for the entire ecosystem. For example, the diatom *Pseudo-nitzschia* produces toxic domoic acid in response to copper-stressed conditions in nutrient-rich coastal waters, which is linked to amnesic shellfish poisoning [44]. Regardless of the intensification or reduction in primary production or adaptation of a defence mechanism, the synergistic effects of metal and nutrients on phytoplankton are significant; and as autotrophs constitute the base of coastal food webs, changes in their growth, defense or community-structure dynamics can greatly impact organisms at higher trophic levels and the flow of energy and matter.

Eutrophication and metal pollution mediate other stressors too, such as hypoxia. In large parts of the coastal ocean, eutrophication and metal pollution lead to hypoxia, which in turn stimulate metal eco-toxicity. For example, hypoxia increases the bioavailability of manganese in sediment, potentially increasing its toxicity for pelagic and benthic organisms [45, 46].

4.3 | Mollusks

Mollusks are the second most studied taxonomic group after phytoplankton in the multistressor literature and the most critical interactive stressor for mollusks is ocean acidification combined with climate heating. The sensitivity to acidification is a consequence of the production of calcium carbonate shells [47]; the sensitivity to heating is metabolic stimulation with higher temperature, up to a critical threshold (CT_{max}) at which physiological process rates start to decline again [48, 49, 50]. [17] suggested that heating affects the larval development, whereas acidification would affect the reproductive capacity of adults.

A moderate increase in water temperature, can counteract the growth effects of reduced pH in *M. galloprovincialis* by allowing more active feeding time [51], and thus constituting an antagonistic interaction. Mostly, however, the combined effect of OA and heating in mollusks has been observed as negatively synergistic: Thomsen et al. [52], e.g., showed that heat shock proteins are downregulated under elevated pCO_2 , amplifying heat stress experienced by *Mytilus edulis*. Many traits may be affected by the combination of heating and acidification: for both *M. edulis* and *Mytilus galloprovincialis* growth rate, shell size, and acid-base buffering capacity were found to decrease [53, 54].

The occurrence of further stressors along with heating and acidification exacerbates the negatively synergistic effects. Adding hypoxia impairs the fitness of marine mussels by reducing the activity of digestive enzymes [55]. Likewise, an increased frequency of extreme climatic events has been reported to impact bivalve mollusk species at 12 coastal regions around the Mediterranean [18].

Multistressor effects on mollusk species propagate to the entire coastal ecosystem via the ecosystem services provided, foremost the habitat creation and water quality improving filtration services, but also food provisioning. Presence of mollusks prevents the proliferation of harmful algal blooms [56]. Nutritional composition and thus commercial value of oysters and mussels decreases under combined acidification and heating stress [57].

4.4 | Research gaps

Effects of different stressor levels on populations in orthogonal experimental designs is difficult to examine, particularly when many stressors are involved [3]. It is costly in terms of time and resources and the inclusion of different stressor intensities may complicate the experimental design [58].

We identified only few studies (only 8%) which investigated the interactive effects of multiple stressors on ecosystem-level dynamics in coastal waters. This has been also noted by [2] in their review of non-additive effects of human stressors in marine systems, pointing out the existing bias towards studying single species in ex-situ setups. Experimental determination of complex interactions in coastal environments is challenging [5], and it is difficult to measure stressor effects at the community or ecosystem level in natural settings [59, 60, 61, 62].

As the interactive effects at every trophic level vary, depending on factors such as stressor magnitude and exposure duration, measurements of multiple endpoints have to be considered while designing the experiments on an ecosystem scale. [58]. A first step would start with individual stressor studies across a wide range of intensities to understand responses and then examining combinations of multiple stressors across a smaller range of stressor levels to explore interactions between them. This approach would help to identify critical stressors for multiple stressor experiments. Another difficulty in studying interactive effects across ecosystems is the variable response time of different taxa to a variety of stressors [3, 63]. Furthermore, the time at which stressor response is measured can also affect the classification of the interaction type [64].

Despite the complications in measuring ecosystem responses to multiple stressors, some efforts have been made in this direction. With the advent of mesocosm experiments, it has become possible to study ecosystem-level responses and effects of climatic and anthropogenic stressors in quasi-natural habitats [65]. For example, the mesocosm experiments of [66] facilitated assessment for a whole range of effects of multiple stressors (temperature, salinity, pH, light) on benthic ecosystems and communities. Given the large number of stressor combinations and species in coastal ecosystems, it will remain unfeasible to fully understand multi-factorial stressor effects by means of observational experiments. Therefore, other approaches such as modelling and expert opinion have been proposed [1, 3]. For modelling, a 3-tiered approach has been proposed which includes first mechanistic understanding of the stressor effects at the individual level [3], and then to scale these to population-level responses and, finally, to assess the risks for communities across ecosystems. This practice has been adopted by some modelling studies [67, 68, 69].

Although we found that the majority of multi-stressor studies focus on species-level effects, these are largely restricted to phytoplankton and mollusks. Other taxonomic groups, such as zooplankton, fish and benthic organisms, which constitute important trophic linkages in the coastal food webs, are underrepresented (Figs. 4 and 5). It is difficult to manage physiologically complex and larger organisms in manipulative experiments and to track variable responses to the same stressors by different species of the same group, e.g. in fish. Most of the multi-stressor studies performed on seagrass are in-situ experiments where co-variations in environmental boundary conditions make it hard to unravel non-additive interactions [70]. As a consequence, we could not identify a trend in reported interactive effects for seagrass or fish. Intra-specific responses in higher organisms (such as fish) vary depending on stressor magnitude and duration [71]. Stressor-driven changes at higher trophic levels trigger cascading effects that impact the food web dynamics in coastal ecosystems [72, 73, 74]. The same applies to the coupling of pelagic and benthic ecosystems. In our analysis, we found that only a few studies focussed on benthic polychaetes and those who did mostly reported synergistic effects (having negative consequences) in response to multiple stressors. Benthic poly-

chaetes are powerful ecosystem engineers as they contribute to nutrient recycling, carbon storage and oxygenation of sediments. [75, 76].

Thus, the holistic understanding of how coastal ecosystems will evolve with ongoing changes requires knowledge on how different trophic levels will respond to multiple stressors. Therefore, it is important to diversify the target taxonomic group in multi-stressor studies or experiments. Our review also disclosed that relevant stressors such as hypoxia, turbidity, and invasive species, are understudied. Hypoxia has been identified as one of the most critical stressors for coastal ecosystems, negatively affecting pelagic and benthic organisms [77]. Other stressors such as warming, eutrophication and ocean acidification create feedback loops with hypoxia and together they intensify the stress on coastal food webs [78, 79]. Hypoxia, particularly, increases respiratory stress in benthic fauna (such as arthropods and mollusks) and in fish, which can trigger cascading effects [80, 81, 82]. Likewise, fishing, introduction of invasive species and turbidity have been reported to alter trophodynamics [73, 83, 84]. Thus, more experimental and modelling efforts should be put together to investigate the non-additive effects of these stressors at species and community levels in coastal ecosystems.

4.5 | Acclimation and adaptation strategies to stressors in coastal oceans

In coastal and open oceans, stressor effects are mitigated by acclimation strategies employed by organism [85, 86, 87]. Generally, acclimation is manifested in the form of trade-offs in trait responses, which becomes adaptation when this information is genetically passed on to the offspring. To cope with stressors, organisms modulate their physiology, morphology and behaviour. However, the mode of response varies between taxonomic groups.

In marine environments, phytoplankton possess high phenotypic plasticity [85]. For example, autotrophs may compensate for the losses associated with nutrient limitation, owing to climate warming, by the gains from concomitant ocean acidification [88]. High CO₂ and warm conditions allow some phytoplankton (such as *Ulva linza*) to reduce the metabolic and photosynthetic costs and reallocate the saved energy for nutrient acquisition which gives them a competitive edge over other algal species in coastal waters [89]. High-temperature adapted diatom species show higher tolerance to metal pollution [90, 91]. Likewise, thermally-acclimated species of some coastal diatoms showed reduced photo-inhibition during exposure to high light compared to the others as the negative growth rates due to UV inhibition were compensated by temperature-driven stimulation in non-photochemical quenching [92, 93]. Similarly, high-temperature adapted coccolithophores showed higher fitness under elevated pCO₂ levels compared to non-adapted ones [94].

Besides phytoplankton, other taxonomic groups compensate for negative stressor effects as well through, trait-mediated acclimation and adaptation. Zooplankton responds to stressor-driven environmental changes (such as climate warming, hypoxia and pollutants) by phenotypic plasticity and genetic adaptation [86]. Zooplankton can adapt to temperature changes but there is a latitudinal gradient in the thermal-stress tolerance capacity [95]. As the rate of warming in high latitudes of the Northern Hemisphere is twice the global mean, zooplankton species in temperate regions show higher adaptive capacity to temperature increase compared to their tropical counterparts [96]. However, this adaptation comes with costs. A decrease in zooplankton body size has been observed with the warming in shelf seas and coastal regions [97]. Zooplankton also adapts to toxins in coastal oceans [86, 98, 99]. Grazers with exposure to pollutants are adapted to deal with toxic food (toxin-producing algae) compared to non-adapted populations [100]. Likewise, zooplankton in coastal environments can also adapt to hypoxia. Small crustaceans such as copepods and

euphausiids are shown to tolerate much lower dissolved oxygen levels than larger zooplankton [101]. They do so through physiological adaptations (e.g. by having large gill surfaces, short diffusion distances and by activating respiratory proteins with very high oxygen affinity) or by behavioural adaptation such as vertical migration [102, 103].

Bivalve species have been reported to exhibit long-term adaptation to ocean acidification, salinity, hypoxia and temperature, especially if these have wide thermal and thermohaline tolerance limits [104, 105, 106]. This adaptation can be a physiological one, such as upregulation of proteins involved in calcification, metabolic processes, oxidative stress and high thermal tolerance [107, 108, 109]. Physiological, but also behavioural acclimation to multiple stressors has been reported in fish as well [110, 111, 112]. Prior exposure to heat stress leads to improvement in hypoxia tolerance in coastal demersal fish *Oligocottus maculosus*, *Fundulus heteroclitus* and *Zoarcetes viviparus* [113, 114, 115]. Likewise, acclimation to oxygen stress results in an increase in thermal tolerance in channel catfish, *Ictalurus punctatus* [116]. Adaptation to multiple stressors (such as temperature, salinity, oxygen, and anthropogenic toxicants) has been reported in common killifish, *Fundulus heteroclitus* [117].

5 | CONCLUSION

In our review analysis, we identified climate heating, eutrophication, ocean acidification and metal pollution, or combinations thereof, as the most critical stressors in triggering non-additive responses in coastal ecosystems. Phytoplankton and mollusks are the most studied taxonomic groups in multi-stressor experiments and observations. They are, however, sensitive to different stressor combinations. Simultaneous exposure to metal pollution and high nutrient concentrations invokes synergistic responses in phytoplankton, often with negative effects on their physiology. For mollusks, climate heating and ocean acidification appear to be the most critical stressor combination, with adverse effects on physiological and morphological traits. Organisms at different trophic levels, or belonging to different ecosystem components (such as micro- and macrobenthos), are sensitive to different stressor combinations. Consequently, interactive effects could induce radical changes in trophodynamics and food web structure as climate and human-induced changes in coastal ecosystems continue to intensify. For a holistic understanding of cumulative effects of multiple stressors in coastal ecosystems, however, we suggest that more research focus should be placed on studying community and ecosystem-level responses. This can be achieved by combining in-situ observations (e.g. mesocosm experiments) with modelling approaches. In addition, other relevant taxonomic groups such as zooplankton, fish and benthic polychaetes demand more research.

Study	Stressors	Organisms	Synergistic (Yes/No)	Antagonistic (Yes/No)	Additive (Yes/No)
e.g. ABC et al., 2016	pH,temp	<i>M.edulis</i>	Yes	No	No
e.g. XYZ et al., 2010	metal, nut	<i>T. pseudonana</i>	Yes	Yes	No

TABLE 1 The format of the Summary Table which was provided to all co-authors to include meta data information. The information shown here is just an example. The table contained other relevant information as well, which is not listed above, such as study-location, study-type, time-scale and traits investigated.

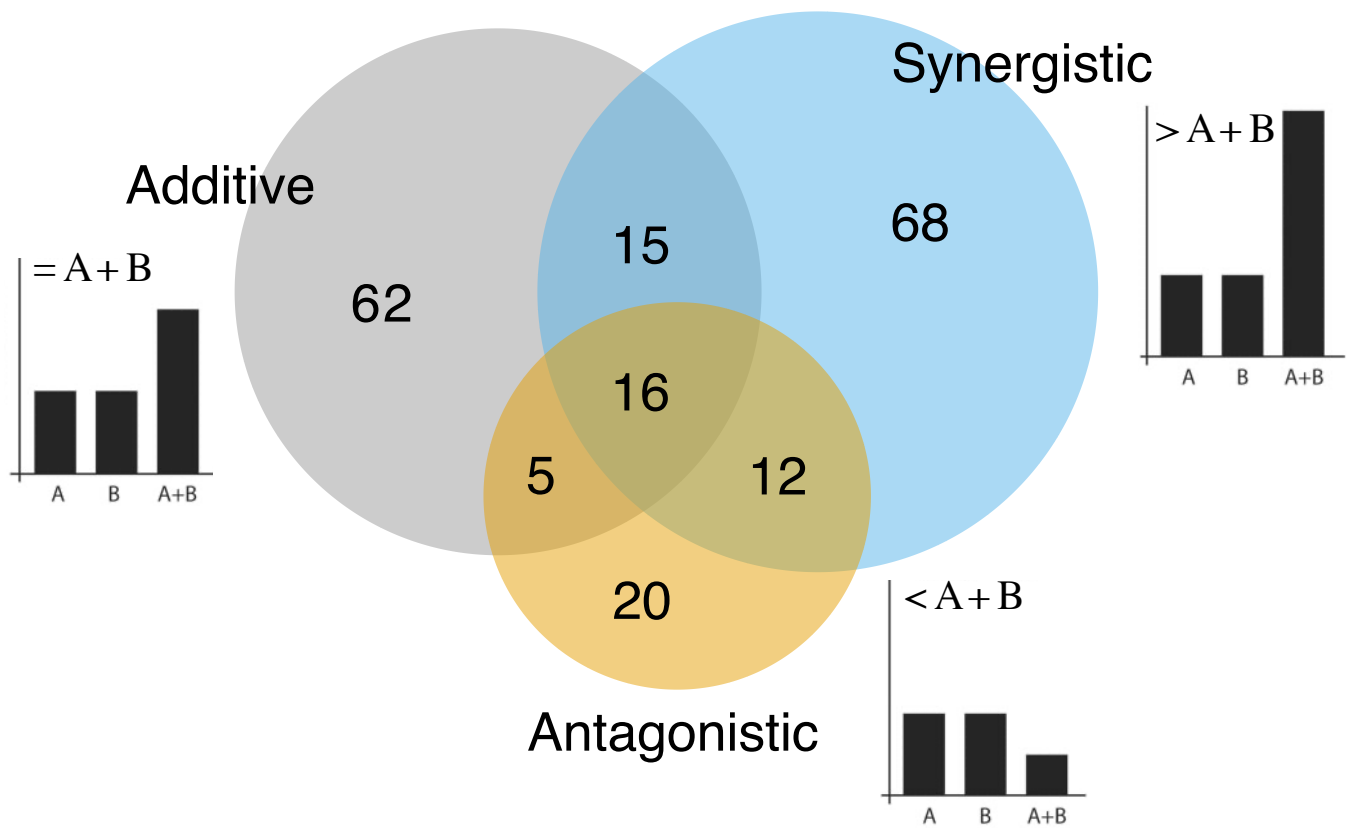


FIGURE 1 Venn diagram showing the number of studies which reported Synergistic, Antagonistic and Additive effects in coastal ecosystems (across taxonomic groups). The overlaps show the number of studies reporting two or more than two interactive effects.

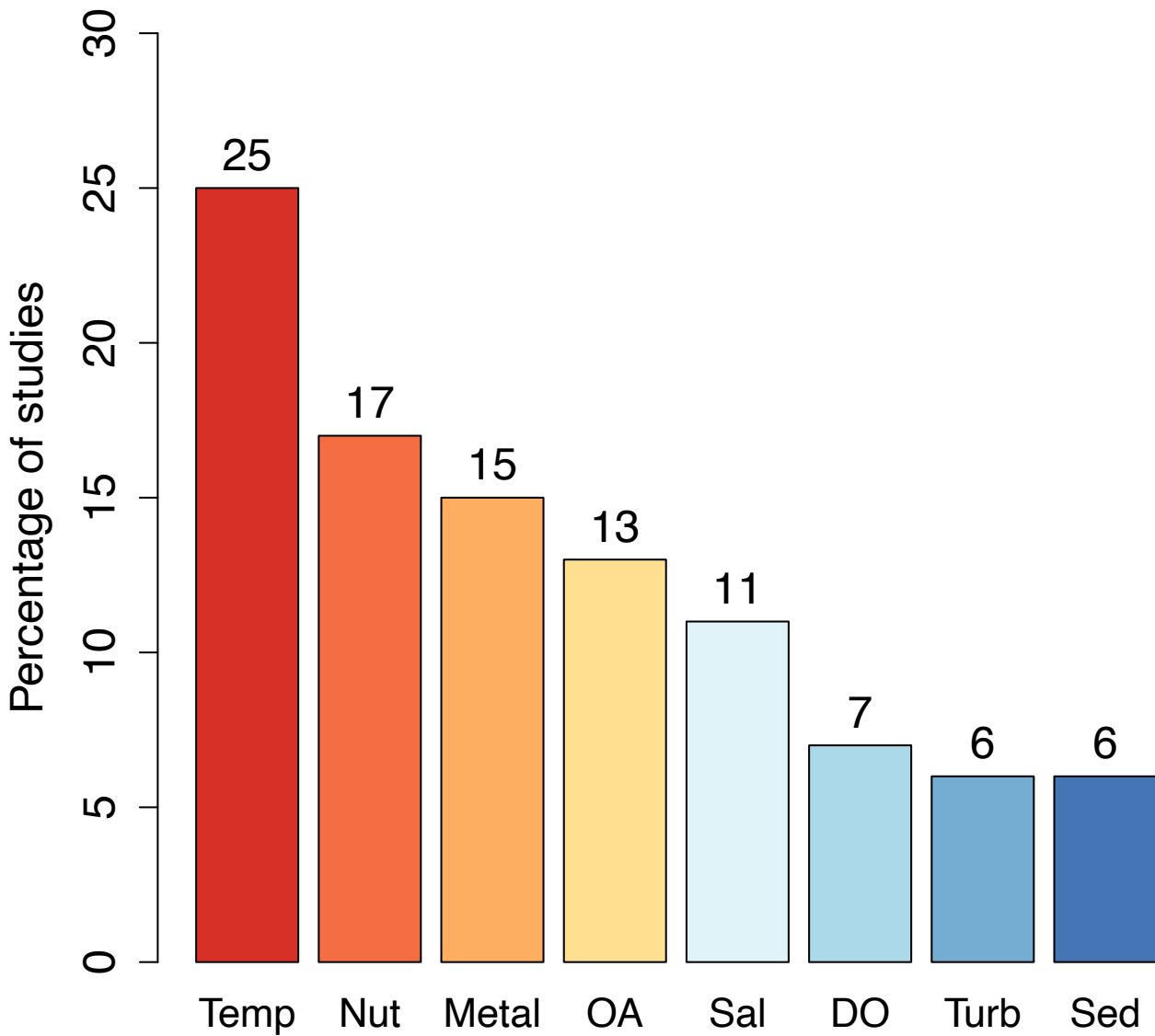


FIGURE 2 Most studied stressors in coastal ecosystems (in terms of percentage), identified from our review. Temp = Temperature/warming, Nut = Nutrient pollution/Eutrophication, Metal = Metal pollution, OA = Ocean acidification, Sal = Salinity, DO = Dissolved oxygen, Turb = Turbidity, Sed = Sedimentation

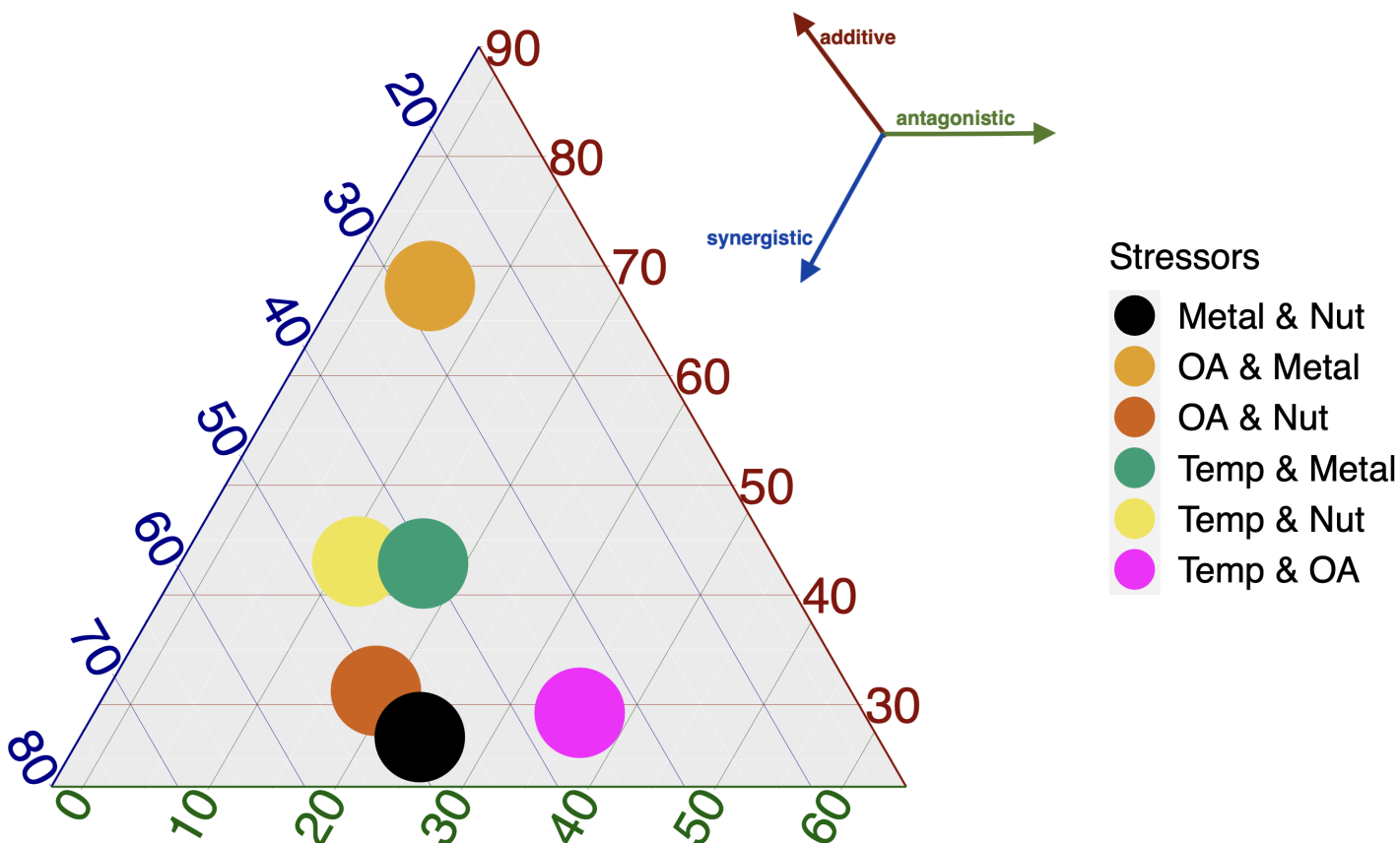


FIGURE 3 The above ternary plot shows the percentage score for the reported interactive effect ("Syn" = Synergistic, "Ant" = Antagonistic, "Add" = Additive) corresponding to the different stressor combinations (Metal & Nut, OA & Metal, OA & Nut, Temp & Metal, Temp & Nut, Temp & OA) that are indicated by the colours of solid circles. The score (0 to 100 %) for the synergistic effect increases towards the left vertex of the triangle as indicated by the blue corner lines. Likewise, the scores for the antagonistic (the green lines) and the additive (the red corner lines) effects increase towards the right and top vertexes, respectively. For an explanation of the stressor abbreviations see Figure 2.

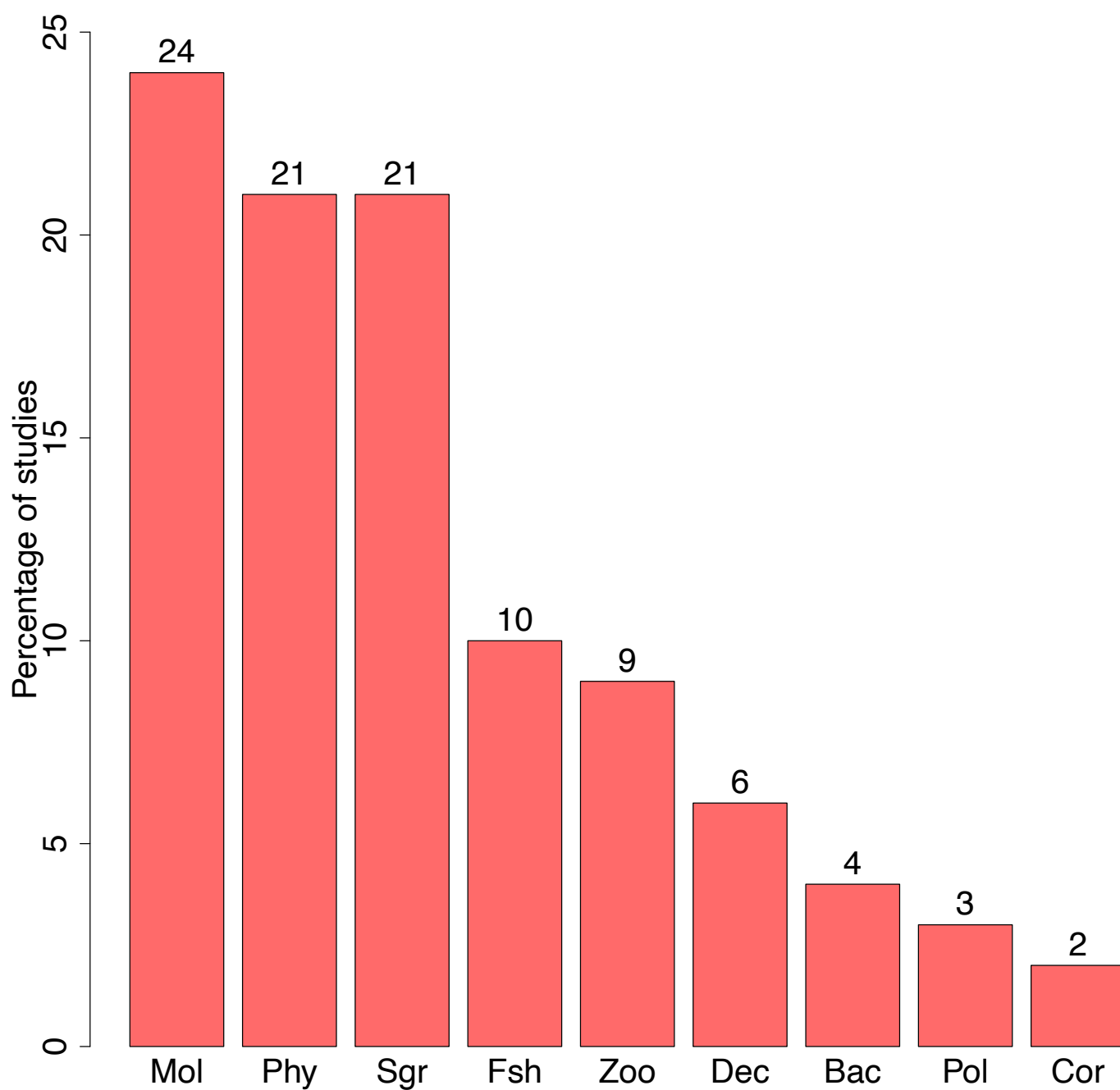


FIGURE 4 The most studied taxonomic groups (in terms of percentage) with respect to multi-stressor effects in coastal ecosystems. Mol = Mollusks, Phy = Phytoplankton, Sgr = Seagrass, Fsh = Fish, Zoo = Zooplankton, Dec = Decapods, Bac = Bacteria, Pol = Polychaete, Cor = Corals.

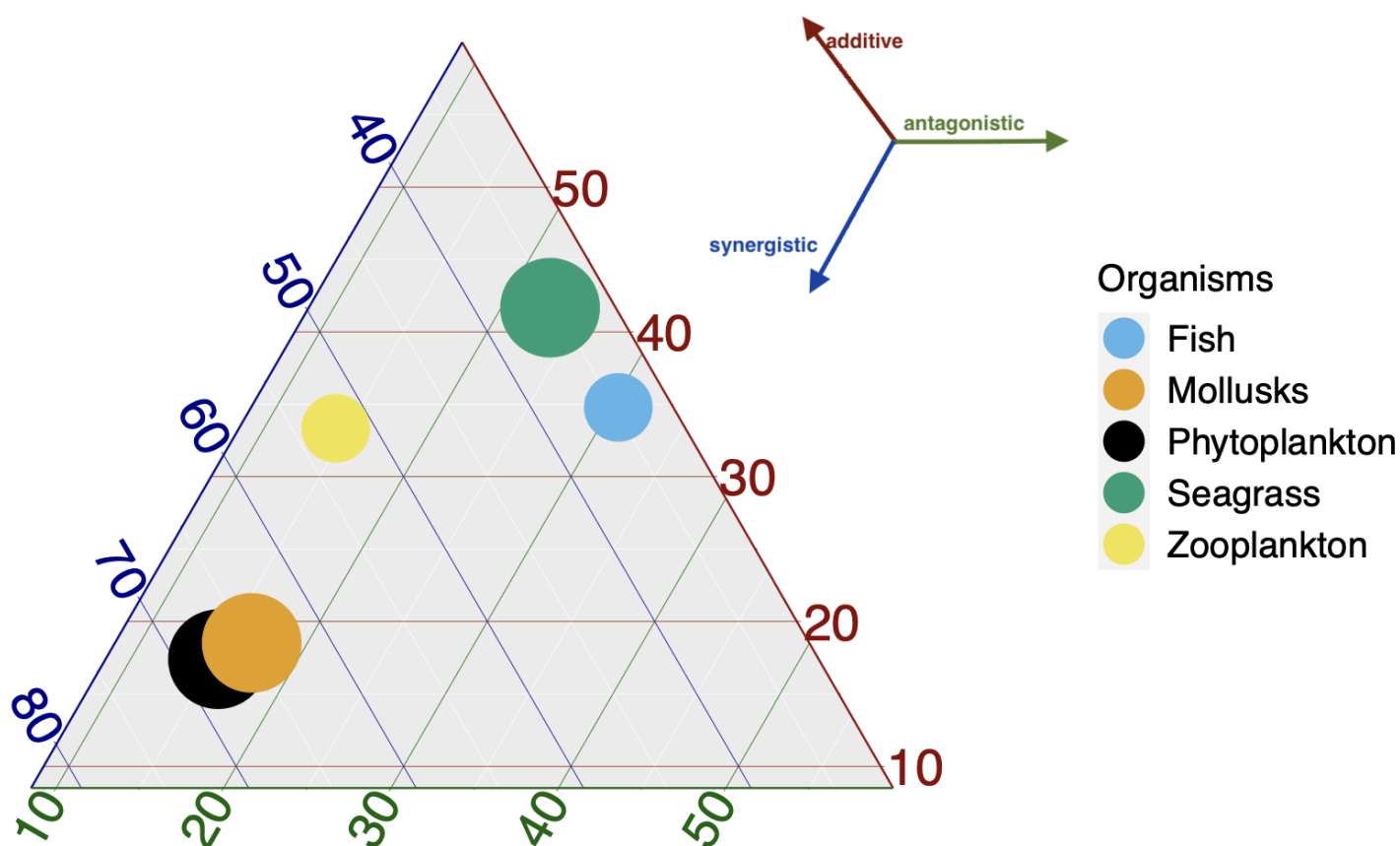


FIGURE 5 The above ternary plot shows the percentage score for the reported interactive effect ("Syn" = Synergistic, "Ant" = Antagonistic, "Add" = Additive) in different taxonomic groups highlighted by different colours. The score (0 to 100 %) for the synergistic effect increases towards the left vertex of the triangle as indicated by the blue corner lines. Likewise, the scores for the antagonistic (the green lines) and the additive (the red corner lines) effects increase towards the right and top vertexes, respectively. The solid circles show the score for a given stressor combination. The size of the circles indicates the sample size of the studies.

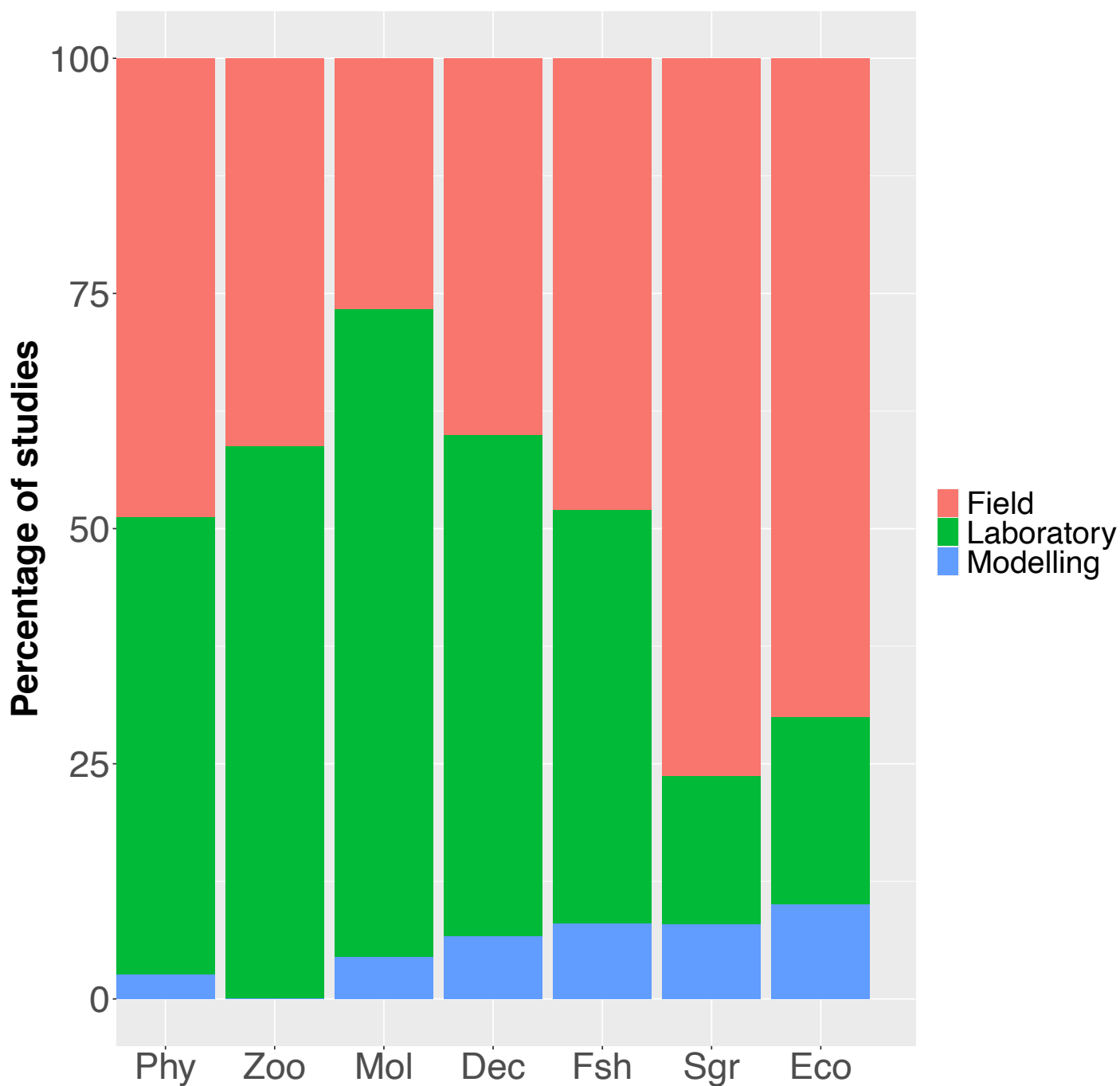
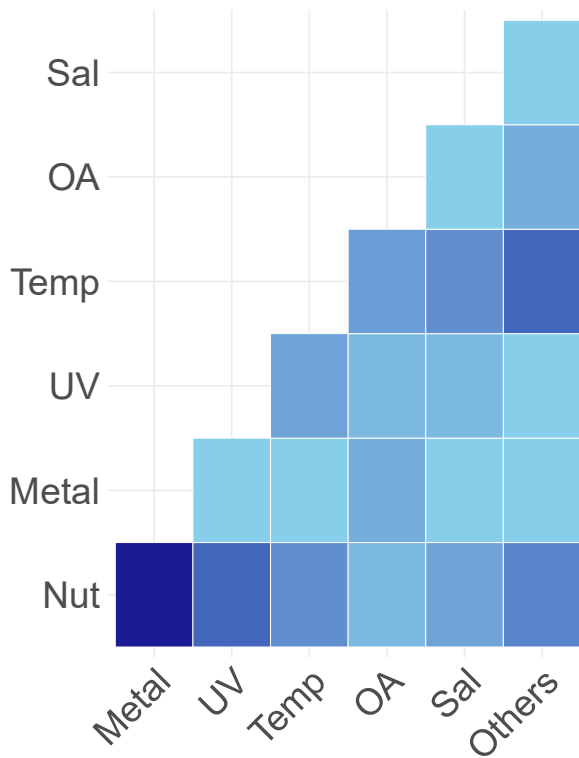


FIGURE 6 Study types (field, laboratory, and modelling) expressed in terms of percentage corresponding to different taxonomic groups (of increasing complexity) and to ecosystems. Phy = Phytoplankton, Zoo = Zooplankton, Mol = Mollusks, Dec = Decapods, Fsh = Fish, Sgr = Seagrass, Eco = Ecosystem.

A. Phytoplankton



B. Mollusks

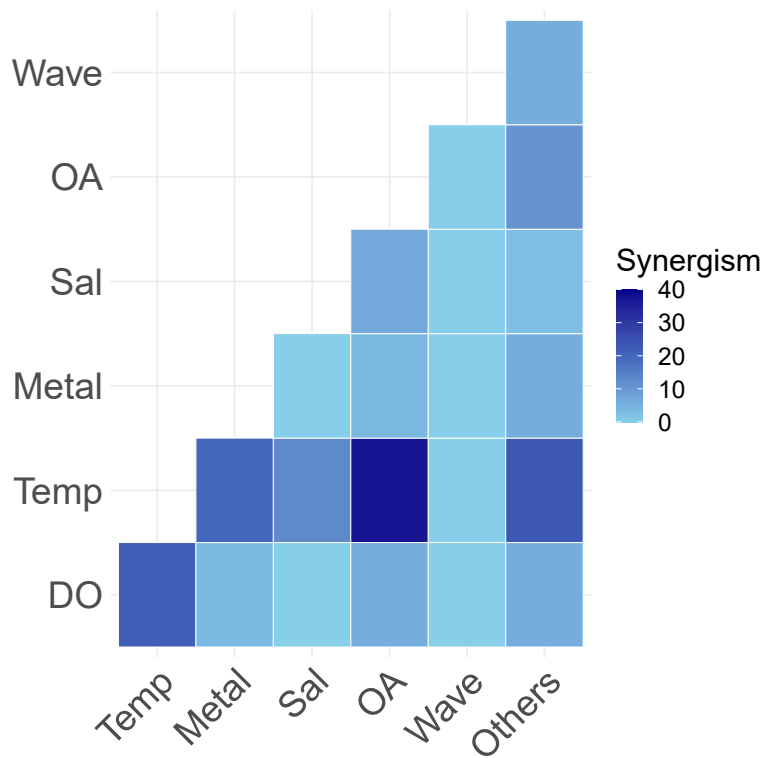


FIGURE 7 Critical stressor combination for phytoplankton (A) and Mollusks (B) based on stressor-pair scores. Dark blue tone indicates a high score for synergism and light blue a low score. For an explanation of the stressor abbreviations see Figure 2.

Acknowledgements

We are grateful to Cedric Meunier and Ingrid Kroencke for their valuable input in the development of this paper.

Conflict of interest

No conflict of interest.

Supporting information

Additional figures.

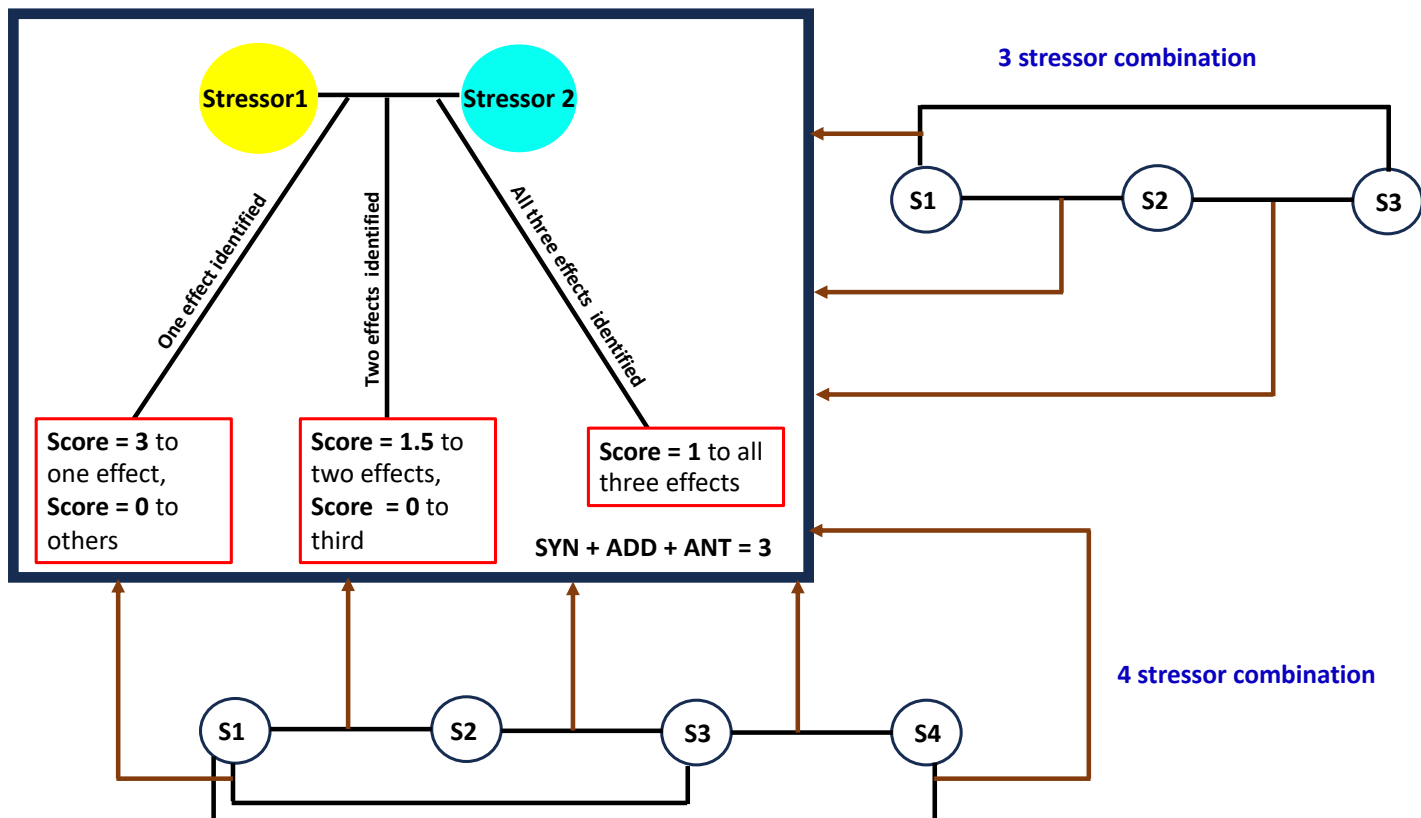


FIGURE 8 Schematic of score distributions for the synergistic (SYN), antagonistic (ANT), and additive (ADD) effects corresponding to stressor pair (black box). The sum of SYN, ADD, and ADD effects is always 3 for a given stressor pair. The brown arrows show the stressor pairs resulting from 3 and 4 stressor combinations.

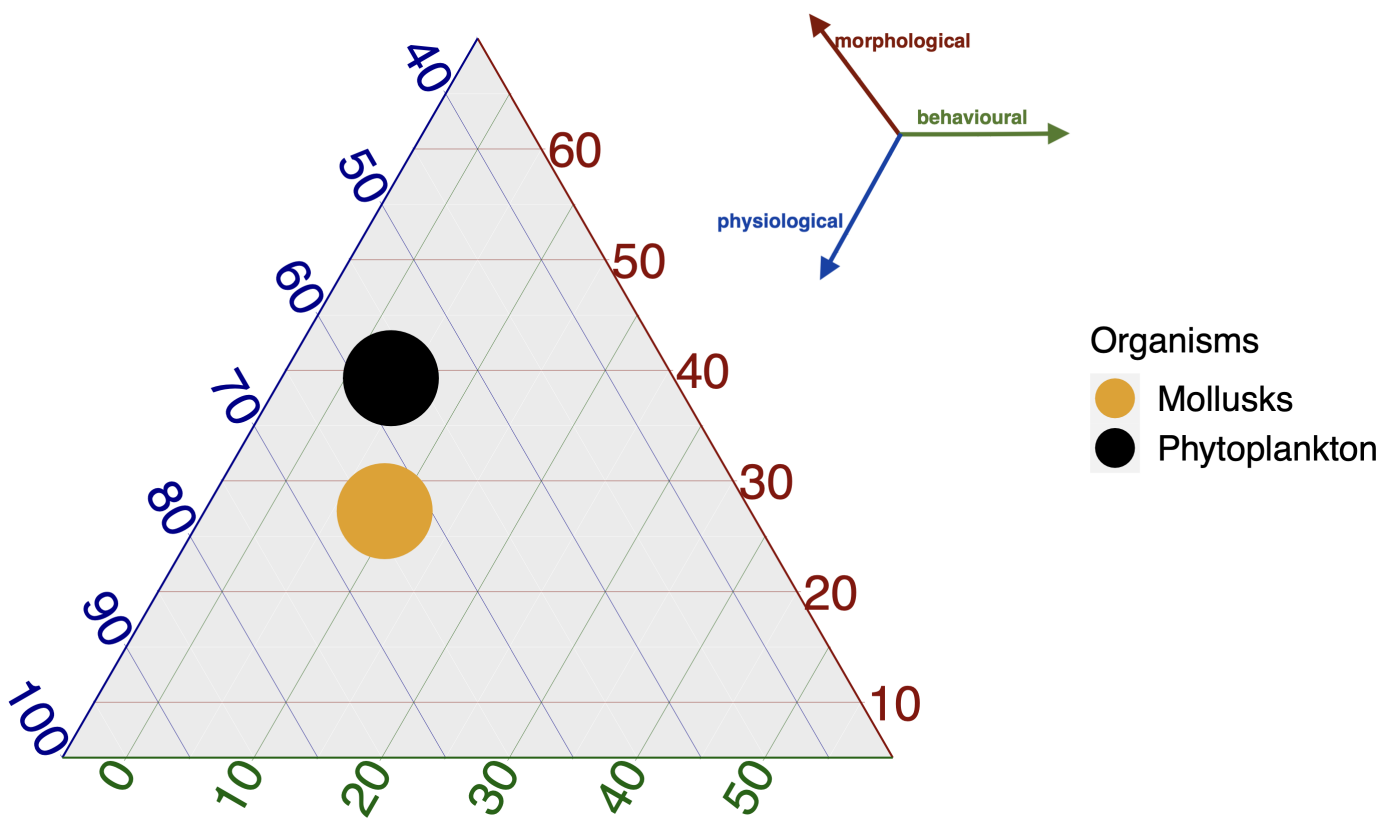


FIGURE 9 Ternary plots showing the percentage score for the type of studied traits (Physiological, Behavioural, and Morphological) in Phytoplankton and in Mollusks.

references

- [1] Halpern BS, Selkoe KA, Micheli F, Kappel CV. Evaluating and ranking the vulnerability of global marine ecosystems to anthropogenic threats. *Conservation biology* 2007;21(5):1301–1315.
- [2] Crain CM, Kroeker K, Halpern BS. Interactive and cumulative effects of multiple human stressors in marine systems. *Ecology letters* 2008;11(12):1304–1315.
- [3] Griffen BD, Belgrad BA, Cannizzo ZJ, Knotts ER, Hancock ER. Rethinking our approach to multiple stressor studies in marine environments. *Marine Ecology Progress Series* 2016;543:273–281.
- [4] Gissi E, Manea E, Mazaris AD, Fraschetti S, Almpnidou V, Bevilacqua S, et al. A review of the combined effects of climate change and other local human stressors on the marine environment. *Science of the Total Environment* 2021;755:142564.
- [5] Carrier-Belleau C, Drolet D, McKindsey CW, Archambault P. Environmental stressors, complex interactions and marine benthic communities' responses. *Scientific reports* 2021;11(1):4194.
- [6] Henson SA, Beaulieu C, Ilyina T, John JG, Long M, Séférian R, et al. Rapid emergence of climate change in environmental drivers of marine ecosystems. *Nature Communications* 2017;8(1):14682.
- [7] Jackson MC, Loewen CJ, Vinebrooke RD, Chimimba CT. Net effects of multiple stressors in freshwater ecosystems: a meta-analysis. *Global change biology* 2016;22(1):180–189.
- [8] Pirota E, Thomas L, Costa DP, Hall AJ, Harris CM, Harwood J, et al. Understanding the combined effects of multiple stressors: A new perspective on a longstanding challenge. *Science of the Total Environment* 2022;821:153322.
- [9] Villar-Argaiz M, Medina-Sánchez JM, Biddanda BA, Carrillo P. Predominant non-additive effects of multiple stressors on autotroph C: N: P ratios propagate in freshwater and marine food webs. *Frontiers in Microbiology* 2018;9:69.
- [10] Bundy M, Breitburg DL, Sellner KG. The responses of Patuxent River upper trophic levels to nutrient and trace element induced changes in the lower food web. *Estuaries* 2003;26:365–384.
- [11] Wiegner TN, Seitzinger SP, Breitburg DL, Sanders JG. The effects of multiple stressors on the balance between autotrophic and heterotrophic processes in an estuarine system. *Estuaries* 2003;26:352–364.
- [12] Simboura N, Pavlidou A, Bald J, Tsapakis M, Pagou K, Zeri C, et al. Response of ecological indices to nutrient and chemical contaminant stress factors in Eastern Mediterranean coastal waters. *Ecological Indicators* 2016;70:89–105.
- [13] Abbate MCL, Molinero JC, Guinder VA, Perillo GM, Freije RH, Sommer U, et al. Time-varying environmental control of phytoplankton in a changing estuarine system. *Science of the Total Environment* 2017;609:1390–1400.
- [14] Stueckle TA. An evaluation of the non-target effects of mosquito control pesticides on *Uca pugnax* physiology, limb regeneration and molting processes. West Virginia University; 2008.
- [15] Miller SH, Zarate S, Smith EH, Gaylord B, Hosfelt JD, Hill TM. Effect of elevated pCO₂ on metabolic responses of porcelain crab (*Petrolisthes cinctipes*) larvae exposed to subsequent salinity stress. *PloS one* 2014;9(10):e109167.
- [16] Brooks PR, Crowe TP. Combined effects of multiple stressors: New insights into the influence of timing and sequence. *Frontiers in Ecology and Evolution* 2019;7:387.
- [17] Vihtakari M, Hendriks IE, Holding J, Renaud PE, Duarte CM, Havenhand JN. Effects of ocean acidification and warming on sperm activity and early life stages of the Mediterranean mussel (*Mytilus galloprovincialis*). *Water* 2013;5(4):1890–1915.
- [18] Rodrigues LC, Van Den Bergh JC, Massa F, Theodorou JA, Ziveri P, Gazeau F. Sensitivity of Mediterranean bivalve mollusc aquaculture to climate change, ocean acidification, and other environmental pressures: findings from a producer survey. *Journal of Shellfish Research* 2015;34(3):1161–1176.

- [19] Ainley DG, Blight LK. Ecological repercussions of historical fish extraction from the Southern Ocean. *Fish and Fisheries* 2009;10(1):13–38.
- [20] Neale PJ, Sobrino C, Segovia M, Mercado J, León P, Cortés M, et al. Effect of CO₂, nutrients and light on coastal plankton. I. Abiotic conditions and biological responses. *Aquatic Biology* 2014;22:25–41.
- [21] Heiden JP, Thoms S, Bischof K, Trimborn S. Ocean acidification stimulates particulate organic carbon accumulation in two Antarctic diatom species under moderate and high natural solar radiation. *Journal of phycology* 2018;54(4):505–517.
- [22] Pardo JC, Costa TM. Multiple-stressor effects of warming and acidification on the embryonic development of an estuarine fiddler crab. *Estuarine, Coastal and Shelf Science* 2021;254:107296.
- [23] Smith VH, Schindler DW. Eutrophication science: where do we go from here? *Trends in ecology & evolution* 2009;24(4):201–207.
- [24] Hewitt JE, Ellis JI, Thrush SF. Multiple stressors, nonlinear effects and the implications of climate change impacts on marine coastal ecosystems. *Global change biology* 2016;22(8):2665–2675.
- [25] Thrush SF, Hewitt JE, Gladstone-Gallagher RV, Savage C, Lundquist C, O'Meara T, et al. Cumulative stressors reduce the self-regulating capacity of coastal ecosystems. *Ecological Applications* 2021;31(1):e02223.
- [26] Moher D, Liberati A, Tetzlaff J, Altman DG, Group* P. Preferred reporting items for systematic reviews and meta-analyses: the PRISMA statement. *Annals of internal medicine* 2009;151(4):264–269.
- [27] Sandifer PA, Sutton-Grier AE. Connecting stressors, ocean ecosystem services, and human health. In: *Natural Resources Forum*, vol. 38 Wiley Online Library; 2014. p. 157–167.
- [28] He Q, Silliman BR. Climate change, human impacts, and coastal ecosystems in the Anthropocene. *Current Biology* 2019;29(19):R1021–R1035.
- [29] Skei J, Larsson P, Rosenberg R, Jonsson P, Olsson M, Broman D. Eutrophication and contaminants in aquatic ecosystems. *AMBIO: A Journal of the Human Environment* 2000;29(4):184–194.
- [30] Cloern JE. Our evolving conceptual model of the coastal eutrophication problem. *Marine ecology progress series* 2001;210:223–253.
- [31] Marcus N. An overview of the impacts of eutrophication and chemical pollutants on copepods of the coastal zone. *Zoological studies* 2004;43(2):211–217.
- [32] Church T, Sommerfield C, Velinsky D, Point D, Benoit C, Amouroux D, et al. Marsh sediments as records of sedimentation, eutrophication and metal pollution in the urban Delaware Estuary. *Marine Chemistry* 2006;102(1-2):72–95.
- [33] Lin H, Li H, Yang X, Xu Z, Tong Y, Yu X. Comprehensive investigation and assessment of nutrient and heavy metal contamination in the surface water of coastal Bohai Sea in China. *Journal of Ocean University of China* 2020;19:843–852.
- [34] Solan M, Whiteley N. *Stressors in the marine environment: physiological and ecological responses; societal implications*. Oxford University Press; 2016.
- [35] Lu X, Wang Z, Guo X, Gu Y, Liang W, Liu L. Impacts of metal contamination and eutrophication on dinoflagellate cyst assemblages along the Guangdong coast of southern China. *Marine Pollution Bulletin* 2017;120(1-2):239–249.
- [36] Riedel GF, Sanders JG, Breitburg DL. Seasonal variability in response of estuarine phytoplankton communities to stress: Linkages between toxic trace elements and nutrient enrichment. *Estuaries* 2003;26:323–338.

- [37] Song Y, Guo Y, Liu H, Zhang G, Zhang X, Thangaraj S, et al. Water quality shifts the dominant phytoplankton group from diatoms to dinoflagellates in the coastal ecosystem of the Bohai Bay. *Marine Pollution Bulletin* 2022;183:114078.
- [38] Wang WX, Dei RC. Effects of major nutrient additions on metal uptake in phytoplankton. *Environmental Pollution* 2001;111(2):233–240.
- [39] Soerensen AL, Schartup AT, Gustafsson E, Gustafsson BG, Undeman E, Björn E. Eutrophication Increases Phytoplankton Methylmercury Concentrations in a Coastal Sea A Baltic Sea Case Study. *Environmental Science & Technology* 2016;50(21):11787–11796.
- [40] Sundbäck K, Petersen DG, Dahllöf I, Larson F. Combined nutrient–toxicant effects on a shallow-water marine sediment system: sensitivity and resilience of ecosystem functions. *Marine Ecology Progress Series* 2007;330:13–30.
- [41] Nikulina A, Dullo WC. Eutrophication and heavy metal pollution in the Flensburg Fjord: a reassessment after 30 years. *Marine Pollution Bulletin* 2009;58(6):905–915.
- [42] Paerl HW. Coastal eutrophication and harmful algal blooms: Importance of atmospheric deposition and groundwater as “new” nitrogen and other nutrient sources. *Limnology and oceanography* 1997;42(5part2):1154–1165.
- [43] Zhang J. Evidence of trace metal limited photosynthesis in eutrophic estuarine and coastal waters. *Limnology and Oceanography* 2000;45(8):1871–1878.
- [44] Maldonado MT, Hughes MP, Rue EL, Wells ML. The effect of Fe and Cu on growth and domoic acid production by *Pseudo-nitzschia multiseries* and *Pseudo-nitzschia australis*. *Limnology and Oceanography* 2002;47(2):515–526.
- [45] Mustafa SA, Davies SJ, Jha AN. Determination of hypoxia and dietary copper mediated sub-lethal toxicity in carp, *Cyprinus carpio*, at different levels of biological organisation. *Chemosphere* 2012;87(4):413–422.
- [46] Eriksson SP, Hernroth B, Baden SP. Stress biology and immunology in *Nephrops norvegicus*. In: *Advances in marine biology*, vol. 64 Elsevier; 2013.p. 149–200.
- [47] Gazeau F, Parker LM, Comeau S, Gattuso JP, O'Connor WA, Martin S, et al. Impacts of ocean acidification on marine shelled molluscs. *Marine biology* 2013;160:2207–2245.
- [48] Schulte PM, Healy TM, Fanguie NA. Thermal performance curves, phenotypic plasticity, and the time scales of temperature exposure. *Integrative and comparative biology* 2011;51(5):691–702.
- [49] Marshall DJ, Dong Yw, McQuaid CD, Williams GA. Thermal adaptation in the intertidal snail *Echinolittorina malaccana* contradicts current theory by revealing the crucial roles of resting metabolism. *Journal of Experimental Biology* 2011;214(21):3649–3657.
- [50] Giomi F, Pörtner HO. A role for haemolymph oxygen capacity in heat tolerance of eurythermal crabs. *Frontiers in physiology* 2013;4:110.
- [51] Kroeker KJ, Gaylord B, Hill TM, Hoffelt JD, Miller SH, Sanford E. The role of temperature in determining species' vulnerability to ocean acidification: a case study using *Mytilus galloprovincialis*. *PloS one* 2014;9(7):e100353.
- [52] Thomsen J, Casties I, Pansch C, Körtzinger A, Melzner F. Food availability outweighs ocean acidification effects in juvenile *Mytilus edulis*: laboratory and field experiments. *Global change biology* 2013;19(4):1017–1027.
- [53] Gazeau F, Alliouane S, Bock C, Bramanti L, López Correa M, Gentile M, et al. Impact of ocean acidification and warming on the Mediterranean mussel (*Mytilus galloprovincialis*). *Frontiers in Marine Science* 2014;1:62.
- [54] Fitzer SC, Vittert L, Bowman A, Kamenos NA, Phoenix VR, Cusack M. Ocean acidification and temperature increase impact mussel shell shape and thickness: problematic for protection? *Ecology and evolution* 2015;5(21):4875–4884.

- [55] Khan FU, Hu M, Kong H, Shang Y, Wang T, Wang X, et al. Ocean acidification, hypoxia and warming impair digestive parameters of marine mussels. *Chemosphere* 2020;256:127096.
- [56] Richard M, Bec B, Bergeon L, Hébert M, Mablouké C, Lagarde F. Are mussels and oysters capable of reducing the abundances of *Picochlorum* sp., responsible for a massive green algae bloom in Thau lagoon, France? *Journal of Experimental Marine Biology and Ecology* 2022;556:151797.
- [57] Tate RD, Benkendorff K, Ab Lah R, Kelaher BP. Ocean acidification and warming impacts the nutritional properties of the predatory whelk, *Dicathais orbita*. *Journal of Experimental Marine Biology and Ecology* 2017;493:7–13.
- [58] King OC, van de Merwe JP, Campbell MD, Smith RA, Warne MSJ, Brown CJ. Interactions among multiple stressors vary with exposure duration and biological response. *Proceedings of the Royal Society B* 2022;289(1974):20220348.
- [59] Adams SM. Establishing causality between environmental stressors and effects on aquatic ecosystems. *Human and Ecological Risk Assessment* 2003;9(1):17–35.
- [60] Elliott M, Quintino V. The estuarine quality paradox, environmental homeostasis and the difficulty of detecting anthropogenic stress in naturally stressed areas. *Marine pollution bulletin* 2007;54(6):640–645.
- [61] Borja A, Grand challenges in marine ecosystems ecology. *Frontiers Media SA*; 2014.
- [62] Wake B. Experimenting with multistressors. *Nature Climate Change* 2019;9(5):357–357.
- [63] Turschwell MP, Connolly SR, Schäfer RB, De Laender F, Campbell MD, Mantyka-Pringle C, et al. Interactive effects of multiple stressors vary with consumer interactions, stressor dynamics and magnitude. *Ecology Letters* 2022;25(6):1483–1496.
- [64] Garnier A, Pennekamp F, Lemoine M, Petchey OL. Temporal scale dependent interactions between multiple environmental disturbances in microcosm ecosystems. *Global Change Biology* 2017;23(12):5237–5248.
- [65] Stewart RI, Dossena M, Bohan DA, Jeppesen E, Kordas RL, Ledger ME, et al. Mesocosm experiments as a tool for ecological climate-change research. *Advances in ecological research* 2013;48:71–181.
- [66] Pansch C, Hiebenthal C. A new mesocosm system to study the effects of environmental variability on marine species and communities. *Limnology and Oceanography: Methods* 2019;17(2):145–162.
- [67] Pörtner HO. Integrating climate-related stressor effects on marine organisms: unifying principles linking molecule to ecosystem-level changes. *Marine Ecology Progress Series* 2012;470:273–290.
- [68] Cornwall CE, Eddy TD. Effects of near-future ocean acidification, fishing, and marine protection on a temperate coastal ecosystem. *Conservation Biology* 2015;29(1):207–215.
- [69] Queirós AM, Fernandes JA, Faulwetter S, Nunes J, Rastrick SP, Mieszkowska N, et al. Scaling up experimental ocean acidification and warming research: from individuals to the ecosystem. *Global change biology* 2015;21(1):130–143.
- [70] Stockbridge J, Jones AR, Gillanders BM. A meta-analysis of multiple stressors on seagrasses in the context of marine spatial cumulative impacts assessment. *Scientific Reports* 2020;10(1):11934.
- [71] Barton BA. Stress in fishes: a diversity of responses with particular reference to changes in circulating corticosteroids. *Integrative and comparative biology* 2002;42(3):517–525.
- [72] Pinnegar J, Polunin N, Francour P, Badalamenti F, Chemello R, Harmelin-Vivien ML, et al. Trophic cascades in benthic marine ecosystems: lessons for fisheries and protected-area management. *Environmental Conservation* 2000;27(2):179–200.
- [73] Scheffer M, Carpenter S, de Young B. Cascading effects of overfishing marine systems. *Trends in ecology & evolution* 2005;20(11):579–581.

- [74] Murphy GE, Romanuk TN, Worm B. Cascading effects of climate change on plankton community structure. *Ecology and Evolution* 2020;10(4):2170–2181.
- [75] Meadows PS, Meadows A, Murray JM. Biological modifiers of marine benthic seascapes: Their role as ecosystem engineers. *Geomorphology* 2012;157:31–48.
- [76] Griffiths JR, Kadin M, Nascimento FJ, Tamelander T, Törnroos A, Bonaglia S, et al. The importance of benthic–pelagic coupling for marine ecosystem functioning in a changing world. *Global change biology* 2017;23(6):2179–2196.
- [77] Howarth R, Chan F, Conley DJ, Garnier J, Doney SC, Marino R, et al. Coupled biogeochemical cycles: eutrophication and hypoxia in temperate estuaries and coastal marine ecosystems. *Frontiers in Ecology and the Environment* 2011;9(1):18–26.
- [78] Conley DJ, Carstensen J, Vaquer-Sunyer R, Duarte CM. Ecosystem thresholds with hypoxia. In: *Eutrophication in Coastal Ecosystems: Towards better understanding and management strategies Selected Papers from the Second International Symposium on Research and Management of Eutrophication in Coastal Ecosystems, 20–23 June 2006, Nyborg, Denmark Springer; 2009. p. 21–29.*
- [79] Carstensen J, Andersen JH, Gustafsson BG, Conley DJ. Deoxygenation of the Baltic Sea during the last century. *Proceedings of the National Academy of Sciences* 2014;111(15):5628–5633.
- [80] Grantham BA, Chan F, Nielsen KJ, Fox DS, Barth JA, Huyer A, et al. Upwelling-driven nearshore hypoxia signals ecosystem and oceanographic changes in the northeast Pacific. *Nature* 2004;429(6993):749–754.
- [81] Bograd SJ, Castro CG, Di Lorenzo E, Palacios DM, Bailey H, Gilly W, et al. Oxygen declines and the shoaling of the hypoxic boundary in the California Current. *Geophysical Research Letters* 2008;35(12).
- [82] Hughes BB, Levey MD, Fountain MC, Carlisle AB, Chavez FP, Gleason MG. Climate mediates hypoxic stress on fish diversity and nursery function at the land–sea interface. *Proceedings of the National Academy of Sciences* 2015;112(26):8025–8030.
- [83] Lehtiniemi M, Engström-Öst J, Viitasalo M. Turbidity decreases anti-predator behaviour in pike larvae, *Esox lucius*. *Environmental Biology of Fishes* 2005;73:1–8.
- [84] Bruno JF, Cardinale BJ. Cascading effects of predator richness. *Frontiers in Ecology and the Environment* 2008;6(10):539–546.
- [85] Litchman E, Edwards KF, Klausmeier CA, Thomas MK. Phytoplankton niches, traits and eco-evolutionary responses to global environmental change. *Marine Ecology Progress Series* 2012;470:235–248.
- [86] Dam HG. Evolutionary adaptation of marine zooplankton to global change. *Annual review of marine science* 2013;5:349–370.
- [87] Donelson JM, Sunday JM, Figueira WF, Gaitán-Espitia JD, Hobday AJ, Johnson CR, et al. Understanding interactions between plasticity, adaptation and range shifts in response to marine environmental change. *Philosophical Transactions of the Royal Society B* 2019;374(1768):20180186.
- [88] Van de Waal DB, Litchman E. Multiple global change stressor effects on phytoplankton nutrient acquisition in a future ocean. *Philosophical Transactions of the Royal Society B* 2020;375(1798):20190706.
- [89] Gao G, Fu Q, Beardall J, Wu M, Xu J. Combination of ocean acidification and warming enhances the competitive advantage of *Skeletonema costatum* over a green tide alga, *Ulva linza*. *Harmful algae* 2019;85:101698.
- [90] Wang MJ, Wang WX. Temperature-dependent sensitivity of a marine diatom to cadmium stress explained by subcellular distribution and thiol synthesis. *Environmental science & technology* 2008;42(22):8603–8608.

- [91] Kottuparambil S, Jin P, Agusti S. Adaptation of Red Sea Phytoplankton to experimental warming increases their tolerance to toxic metal exposure. *Frontiers in Environmental Science* 2019;7:125.
- [92] Halac SR, Villafañe VE, Helbling EW. Temperature benefits the photosynthetic performance of the diatoms *Chaetoceros gracilis* and *Thalassiosira weissflogii* when exposed to UVR. *Journal of Photochemistry and Photobiology B: Biology* 2010;101(3):196–205.
- [93] Halac S, Villafañe VE, Gonçalves RJ, Helbling EW. Photochemical responses of three marine phytoplankton species exposed to ultraviolet radiation and increased temperature: role of photoprotective mechanisms. *Journal of Photochemistry and Photobiology B: Biology* 2014;141:217–227.
- [94] Schlüter L, Lohbeck KT, Gutowska MA, Gröger JP, Riebesell U, Reusch TB. Adaptation of a globally important coccolithophore to ocean warming and acidification. *Nature Climate Change* 2014;4(11):1024–1030.
- [95] Lonsdale DJ, Levinton JS. Latitudinal differentiation in copepod growth: an adaptation to temperature. *Ecology* 1985;66(5):1397–1407.
- [96] Willett CS. Potential fitness trade-offs for thermal tolerance in the intertidal copepod *Tigriopus californicus*. *Evolution* 2010;64(9):2521–2534.
- [97] Pitois SG, Fox CJ. Long-term changes in zooplankton biomass concentration and mean size over the Northwest European shelf inferred from Continuous Plankton Recorder data. *ICES Journal of Marine Science* 2006;63(5):785–798.
- [98] Payne SJ, King CK, Zamora LM, Virtue P. Temporal changes in the sensitivity of coastal Antarctic zooplankton communities to diesel fuel: A comparison between single- and multi-species toxicity tests. *Environmental toxicology and chemistry* 2014;33(4):882–890.
- [99] Dinh KV, Dinh HT, Pham HT, Selck H, Truong KN. Development of metal adaptation in a tropical marine zooplankton. *Scientific Reports* 2020;10(1):1–11.
- [100] Colin SP, Dam HG. Comparison of the functional and numerical responses of resistant versus non-resistant populations of the copepod *Acartia hudsonica* fed the toxic dinoflagellate *Alexandrium tamarense*. *Harmful Algae* 2007;6(6):875–882.
- [101] Ekau W, Auel H, Pörtner HO, Gilbert D. Impacts of hypoxia on the structure and processes in pelagic communities (zooplankton, macro-invertebrates and fish). *Biogeosciences* 2010;7(5):1669–1699.
- [102] Roman MR, Gauzens AL, Rhinehart WK, White JR. Effects of low oxygen waters on Chesapeake bay zooplankton. *Limnology and oceanography* 1993;38(8):1603–1614.
- [103] Childress JJ, Seibel BA. Life at stable low oxygen levels: adaptations of animals to oceanic oxygen minimum layers. *The Journal of experimental biology* 1998;201(8):1223–1232.
- [104] de Bravo MS, Chung K, Perez J. Salinity and temperature tolerances of the green and brown mussels, *Perna viridis* and *Perna perna* (Bivalvia: Mytilidae). *Revista de Biología Tropical* 1998;p. 121–125.
- [105] Frieder CA, Gonzalez JP, Bockmon EE, Navarro MO, Levin LA. Can variable pH and low oxygen moderate ocean acidification outcomes for mussel larvae? *Global Change Biology* 2014;20(3):754–764.
- [106] Thomsen J, Stapp LS, Haynert K, Schade H, Danelli M, Lannig G, et al. Naturally acidified habitat selects for ocean acidification-tolerant mussels. *Science Advances* 2017;3(4):e1602411.
- [107] Lannig G, Eilers S, Pörtner HO, Sokolova IM, Bock C. Impact of ocean acidification on energy metabolism of oyster, *Crassostrea gigas*—changes in metabolic pathways and thermal response. *Marine drugs* 2010;8(8):2318–2339.
- [108] Dineshran R, Sharma R, Chandramouli K, Yalamanchili HK, Chu I, Thiyagarajan V. Comparative and quantitative proteomics reveal the adaptive strategies of oyster larvae to ocean acidification. *Proteomics* 2015;15(23-24):4120–4134.

- [109] Lawlor JA, Arellano SM. Temperature and salinity, not acidification, predict near-future larval growth and larval habitat suitability of *Olympia* oysters in the Salish Sea. *Scientific Reports* 2020;10(1):1–15.
- [110] Shimps EL, Rice JA, Osborne JA. Hypoxia tolerance in two juvenile estuary-dependent fishes. *Journal of Experimental Marine Biology and Ecology* 2005;325(2):146–162.
- [111] Enzor LA, Place SP. Is warmer better? Decreased oxidative damage in notothenioid fish after long-term acclimation to multiple stressors. *Journal of Experimental Biology* 2014;217(18):3301–3310.
- [112] Cattano C, Claudet J, Domenici P, Milazzo M. Living in a high CO₂ world: A global meta-analysis shows multiple trait-mediated fish responses to ocean acidification. *Ecological Monographs* 2018;88(3):320–335.
- [113] Todgham AE, Schulte PM, Iwama GK. Cross-tolerance in the tidepool sculpin: the role of heat shock proteins. *Physiological and Biochemical Zoology* 2005;78(2):133–144.
- [114] Heise K, Puntarulo S, Nikinmaa M, Abele D, Portner HO. Oxidative stress during stressful heat exposure and recovery in the North Sea eelpout *Zoarces viviparus* L. *Journal of experimental biology* 2006;209(2):353–363.
- [115] McBryan TL, Healy TM, Haakons KL, Schulte PM. Warm acclimation improves hypoxia tolerance in *Fundulus heteroclitus*. *Journal of Experimental Biology* 2016;219(4):474–484.
- [116] Burleson ML, Silva PE. Cross tolerance to environmental stressors: effects of hypoxic acclimation on cardiovascular responses of channel catfish (*Ictalurus punctatus*) to a thermal challenge. *Journal of thermal biology* 2011;36(4):250–254.
- [117] Schulte PM. Responses to environmental stressors in an estuarine fish: Interacting stressors and the impacts of local adaptation. *Journal of Thermal Biology* 2007;32(3):152–161.

A square placeholder box with a light gray background. In the center, the text "1x1" is displayed in a large, bold, black font. Below it, in a smaller font, is the text "(Original size: 200x200 bp)".

(Original size: 200x200 bp)

A. One Please check with the journal's author guidelines whether author biographies are required. They are usually only included for review-type articles, and typically require photos and brief biographies (up to 75 words) for each author.

GRAPHICAL ABSTRACT

A square placeholder box with a light gray background. In the center, the text "1x1" is displayed in a large, bold, black font. Below it, in a smaller font, is the text "(Original size: 200x200 bp)".

(Original size: 200x200 bp)

Please check the journal's author guidelines for whether a graphical abstract, key points, new findings, or other items are required for display in the Table of Contents.