

Neural Machine Translation of Clinical Text: An Empirical Investigation into Multilingual Pre-Trained Language Models and Transfer-Learning

Lifeng Han¹, Serge Gladkoff², Gleb Erofeev²
Irina Sorokina², Betty Galiano³, and Goran Nenadic¹

¹ The University of Manchester, UK

² Logrus Global, Translation & Localization & ³ Ocean Translations

lifeng.han, g.nenadic@manchester.ac.uk

serge.gladkoff, gleb.erofeev, irina.sorokina@logrusglobal.com

betty.galiano@oceantranslations.com

Abstract

Clinical texts and documents contain a wealth of information and knowledge in the field of healthcare, and their processing, using state-of-the-art language technology, has become very important for building intelligent systems capable of supporting healthcare and providing greater social good. This processing includes creating language understanding models and translating resources into other natural languages to share domain-specific cross-lingual knowledge. In this work, we conduct investigations on clinical text machine translation by examining multilingual neural network models using deep learning methods such as Transformer-based structures. Furthermore, to address the issue of language resource imbalance, we also carry out experiments using a transfer learning methodology based on massive multilingual pre-trained language models (MMPLMs). The experimental results on three sub-tasks including 1) clinical case (CC), 2) clinical terminology (CT), and 3) ontological concept (OC) show that our models achieved top-level performances in the ClinSpEn-2022 shared task on English-Spanish clinical domain data. Furthermore, our expert-based human evaluations demonstrate that the small-sized pre-trained language model (PLM) wins in the clinical domain fine-tuning over the other two extra-large language models by a large margin. This finding has never been previously reported in the field. Finally, the transfer learning method works well in our experimental setting using the WMT21fb model to accommodate a new Spanish language space that was not seen at the pretraining stage within WMT21fb itself – and this deserves further exploration for clinical knowledge transformation, e.g. investigation into more languages. These research findings can shed some light on domain-specific machine translation development, especially in clinical and healthcare fields. Further research projects can be carried out based on our work to improve healthcare text analytics and knowledge transformations. Our data will be openly available for research purposes at <https://github.com/HECTA-UoM/ClinicalNMT>

Keywords: Neural Machine Translation; Clinical Text Translation; Multilingual Pre-trained Language Model; Large Language Model; Transfer Learning; Clinical Knowledge Transformation; Spanish-English Translation

1 Introduction

In recent years, Healthcare Text Analytics (HECTA) have gained more attention from researchers across different disciplines, due to their impact on clinical treatment, decision-making, hospital operation, and their recently empowered capabilities. These developments have much to do with the latest development of powerful language models (LMs), advanced machine-learning (ML) technologies, and increasingly available digital healthcare data from the social media (Griciūtė et al., 2023; Oyebode et al., 2021; Luo et al., 2022) and discharged outpatient letters from hospital settings (Henry et al., 2020; Spasic and Nenadic, 2020; Percha, 2021).

Intelligent healthcare systems have been deployed in some hospitals to support the clinicians’ diagnostics and decision-making regarding patients and their health problems (Noor et al., 2022; Qian et al., 2021). Such usages include key information extraction (IE) from electronic health records (EHRs), normalisation to medical terminologies, knowledge graph (KG) construction, and relation extraction

(RE) between symptoms (problems), diagnoses, treatments, and adverse drug events (Wu et al., 2022; Nguyen et al., 2023; Belkadi et al., 2023). Some of these digital healthcare systems can also help patients self-diagnose in situations where no General Practitioners (GPs) and professional doctors are available (Wroge et al., 2018; Zhu et al., 2021).

However, due to the language barriers and unequal accessibility of digital resources across languages, there is an urgent need for knowledge transfer, such as from one human language to another (Costa-jussà et al., 2022; Khoong and Rodriguez, 2022). Thus, to help address digital health disparity, machine translation (MT) technologies can be of good use.

MT is one of the earliest artificial intelligence (AI) branches dating back to the 1950s, and it has boomed in recent years along with other natural language processing (NLP) tasks due to the newly designed powerful Transformers learning model (Weaver, 1955; Vaswani et al., 2017; Devlin et al., 2018; Han et al., 2021a). Several attention mechanisms designed in Transformer deep neural models have proven themselves capable of better learning from a large amount of available digital data compared to traditional statistical and neural network-based models (Han, 2022; Kuang et al., 2018; Han and Kuang, 2018).

In this work, we investigate the state-of-the-art Transformer-based Neural MT (NMT) models in connection with clinical domain text translation, to facilitate digital healthcare and knowledge transfer with the workflow drawn in Figure 1. Being aware of some current development in the competition of language model sizes in the NLP field, we set up the following base models for comparison study: 1) a small-sized multilingual pre-trained Marian language model (s-MPLM), which was developed by researchers at the Adam Mickiewicz University in Poznan and by the NLP group at the University of Edinburgh (Junczys-Dowmunt et al., 2018a; Junczys-Dowmunt et al., 2018b); and 2) a massive-sized multilingual pre-trained NLLB LM (MMPLM/xL-MPLM), developed by Meta-AI covering more than 200 languages (Costa-jussà et al., 2022). In addition to this, we set up a third model to investigate the possibility of transfer learning in the clinical domain MT: 3) the WMT21fb model which is another MMPLM from Meta-AI but with a limited amount of pre-trained language pairs including from English to Czech, German, Hausa, Icelandic, Japanese, Russian, and Chinese, and the opposite (Tran et al., 2021).

The testing language pairs of these translation models in our work are English \leftrightarrow Spanish. As far as we know, there are no other language pairs of openly available resources in the clinical domain MT. We use the international shared task challenge data from ClinSpEn2022 “clinical domain Spanish-English MT 2022” for this purpose¹. ClinSpEn2022 was a sub-task of the BioMedical MT track at WMT2022 (Neves et al., 2022). There are three translation tasks inside ClinSpEn2022 including i) clinical cases report; ii) clinical terms, and iii) ontological concepts from the biomedical domain.

Regarding the evaluation of these LMs, we used the evaluation platform offered by the ClinSpEn2022 shared task including several automatic metrics such as BLEU, METEOR, ROUGE, COMET. However, the automatic evaluation results did not give any apparent differentiation between the models on some of the tasks. Furthermore, there are issues like inconsistency regarding model ranking across automatic metrics. To address these issues and give a high-quality evaluation, we performed an expert-based human evaluation on the three models using outputs of Task one “clinical case report”.

Our experimental investigation shows that 1) the extra-large MMPLM does not necessarily win over the small-sized MPLM on clinical domain MT via fine-tuning; 2) our transfer-learning model works successfully for clinical domain MT task on language pairs that were not pre-trained for, but added with fine-tuning. The first finding can shed some light on the idea that in clinical domain-specific MT, it is better to do more data cleaning and fine-tuning rather than build extra large LMs. Our second finding tells us the capability of MMPLMs in generating a new language pair knowledge space for translating clinical domain text even though this language pair was unseen in the pre-training stage with our experimental settings. This can be useful to low-resource NLP, such as the work by (Almansor and Al-Ani, 2018; Islam et al., 2021).²

¹<https://codalab.lisn.upsaclay.fr/competitions/6696>

²This paper reports systematic investigation findings based upon the preliminary work from (Han et al., 2022a; Han et al., 2022b; Han et al., 2023).

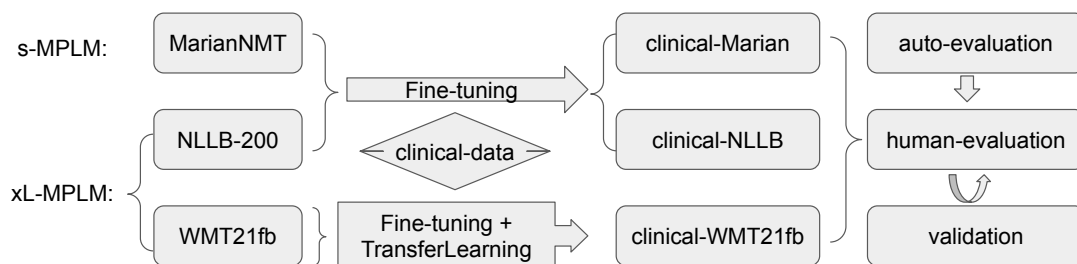


Figure 1: Illustration of the Investigation Workflow

The rest of this article is organised as below: Section 2 surveys other works related to ours, including clinical domain MT and NLP, large LMs, and transfer learning. Section 3 details the three LMs we deployed for comparison study. Section 4 introduces the experimental work we carried out and automatic evaluation outcomes. Section 5 follows up with expert-based human evaluation and the results. Finally, Section 6 concludes our work with discussion.

2 Related Work

Applying NLP models to clinical healthcare has attracted much attention of researchers, such as the work on disease status prediction using discharge summaries by Yang et al. (2009), temporal expressions and events extraction from clinical narratives using combined methods of rules and machine learning by Kovačević et al. (2013) and recent deep-learning models by (Tu et al., 2023), Temporal Relation modelling on treatments using prompt engineering on GPT models by (Cui et al., 2023), using knowledge-based and data-driven methods for de-identification task in clinical narratives by Dehghan et al. (2015), systematic reviews on clinical text mining and healthcare by Spasic and Nenadic (2020) and Elbattah et al. (2021), etc.

However, using MT to help translate clinical text for knowledge transfer and improved clinical decision-making is still a relative novelty (Khoong and Rodriguez, 2022), even though it has proven its usefulness for assisting *health communication* especially with post-editing strategies (Dew et al., 2018). This is partially the result of the sensitive nature of domain and high risk in clinical settings (Randhawa et al., 2013). Some of the recent progress on using MT for clinical texts includes the work by Soto et al. (2019) which leverages SNOMED-CT terms (Donnelly, 2006) and relations for MT between Basque and Spanish languages; Mujjiga et al. (2019) which applies NMT model to identify semantic concepts in “abundant interchangeable words” in clinical domain and their experimental result shows that NMT model can greatly improve the efficiency on extracting UMLS (Bodenreider, 2004) concepts from a single document by using 30 milliseconds in comparison to traditional regular expression-based methods which take 3 seconds; and Finley et al. (2018) which uses NMT to simplify the typical multi-stage workflow on clinical report dictation and even correct the errors from speech recognition.

With the prevalence of multilingual PLMs (MPLMs) developed from NLP fields, it becomes necessary to test their performances in the clinical domain of NMT. MPLMs have been adopted for many NLP tasks since the first emergence of the Transformer-based learning structure (Vaswani et al., 2017). Among these, Marian is a small-sized MPLM led by Microsoft Translator based upon Natus NMT (Sennrich et al., 2017) with around 7.6 million parameters (Junczys-Dowmunt et al., 2018a). At the same time, different research and development teams have been competing in recent years in terms of the size of their LMs such as the massive MPLMs (MMPLMs) WMT21fb and NLLB by Meta-AI that have the number of parameters set at 4.7 billion and 54 billion respectively (Tran et al., 2021; Costa-jussà et al., 2022). To investigate the performances of these different models with varied model sizes towards clinical domain NMT with fine-tuning, we set up all three of these as our base models. To the best of our knowledge, our work is the first to compare small-size and extra-large MPLMs in the clinical domain of NMT.

Close to the clinical domain, there is a biomedical domain MT challenge that has been organised along

with the Annual Conference of MT (WMT) since 2016 (Bojar et al., 2016; Yeganova et al., 2021). The historical biomedical MT tasks have covered corpus of biomedical terminologies, scientific abstracts from Medline, summaries of proposals for animal experiments, etc. In 2022, it was the first time that this Biomedical-MT shared task introduced clinical domain data for Spanish-English language pairs (Neves et al., 2022).

As the WMT21fb model does not include Spanish in its pre-training, we also examined the transfer learning technology into the clinical domain NMT towards Spanish-English using the WMT21fb model. Transfer-learning (Alyafeai et al., 2020) has proved useful for text classification and relation extraction (Pomares-Quimbaya et al., 2021; Peng et al., 2019), and low-resource MT (Jiang et al., 2022) fields. However, to the best of our knowledge, we are the first to test clinical domain NMT via transfer learning using MMPLMs.

3 Experimental Designs

In this section, we introduce more information about the three MPLMs that we investigate in this work, i.e., Marian (Junczys-Dowmunt et al., 2018a), WMT21fb (Tran et al., 2021), and NLLB (Costa-jussà et al., 2022).

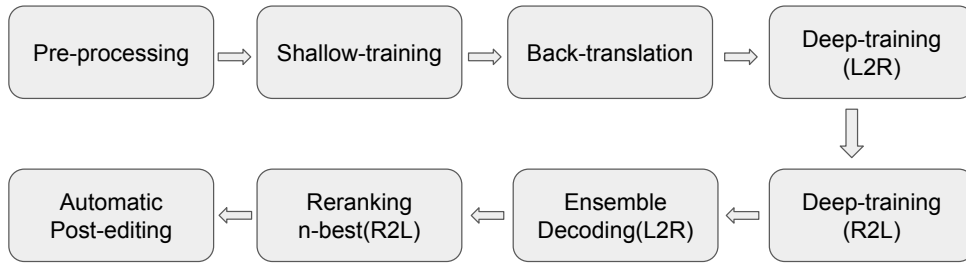


Figure 2: Marian Pre-Trained NMT - Training Pipeline.

3.1 Multilingual Marian NMT

First, we draw a training diagram of the original Marian model on its pre-training steps in Figure 2 according to (Junczys-Dowmunt et al., 2018a). The pre-processing step includes tokenisation, true-casing, and Byte-Pair Encoding (BPE) for sub-words. The shallow training is to teach a mid-phase translation model to produce temporary target outputs for back-translation. Then, the back-translation step produces the same amount of input source sentences to enlarge the corpus. The deep-training step first uses four left-to-right models which can be RNN (Sennrich et al., 2017) or Transformer (Vaswani et al., 2017) structures, which is followed by four right-to-left models in the opposite direction. The ensemble-decoding step will generate the n-best hypothesis translations for each source input segment, which will be re-ranked using a re-scoring mechanism. Finally, in Marian NMT, there is an automatic post-editing step taken before the final output is produced. This step is also based on an end-to-end neural structure by modelling the $set(\text{MT-output}, \text{source sentence}) \rightarrow \text{“post-edited output”}$ as introduced by Junczys-Dowmunt and Grundkiewicz (2017).

The Marian NMT model we deployed is from the Language Technology Research Group at the University of Helsinki led by Tiedemann and Thottingal (2020). It is based on the original Marian model but continuously trained on the multilingual OPUS corpus (Tiedemann, 2012) to make the model available to more languages. It includes Spanish \leftrightarrow English (es \leftrightarrow en) pre-trained models and has 7.6 million parameters for fine-tuning.³

3.2 Extra-Large Multilingual WMT21fb and NLLB

Instead of the optional RNN structure used in the Marian model, both WMT21fb and NLLB massive-sized multilingual PLMs (MMPLMs) adopted Transformer as the main methodology. As shown in Fig-

³<https://huggingface.co/Helsinki-NLP>

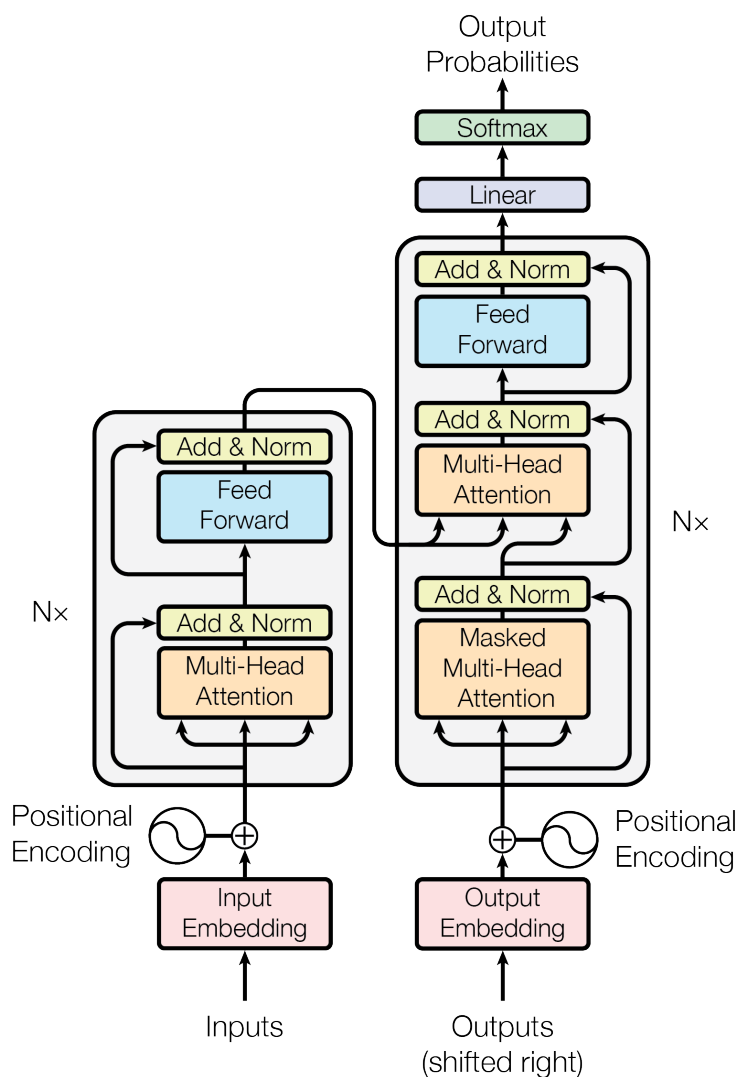


Figure 3: Several Attention-based Transformer NMT structure (Vaswani et al., 2017).

Figure 3, Transformer's main components for encoder include position encoding, Multi-Head Attention, and Feed-Forward Network with layer normalisation at both two steps. The decoder uses Masked Multi-Head Attention to constrain the generation model only taking into account the already generated text.

To increase the model capacity without making the extra-large model too slow for training, the WMT21fb model included "Sparsely Gated Mixture-of-Expert (MoE)" models, inspired by the work from Lepikhin et al. (2020), into the FFN layer of the Transformer, as shown in Figure 4. The MoE model will only pass a sub-set of model parameters into the next level, thus decreasing the computational cost. However, this dropout is done in a random manner.

Furthermore, this structure design still needs language-specific training, such as English-to-other and other-to-English used by WMT21fb.

To further improve on this, the NLLB model designed a Conditional MoE Routing layer inspired by Zhang et al. (2021) to ask the MoE model to decide which tokens to dropout based on how computationally intensive/resource-heavy they are to process or based on their routing efficiency. This is achieved by a binary gate, which assigns weights to dense FNN FFN_{shared} or MoE Gating, as in Figure 5. The Conditional MoE also removes language-specific parameters for learning.

In summary, the WMT21fb and NLLB models share very similar learning structures, the biggest difference being that WMT21fb used language-specific constrained learning. The WMT21fb model

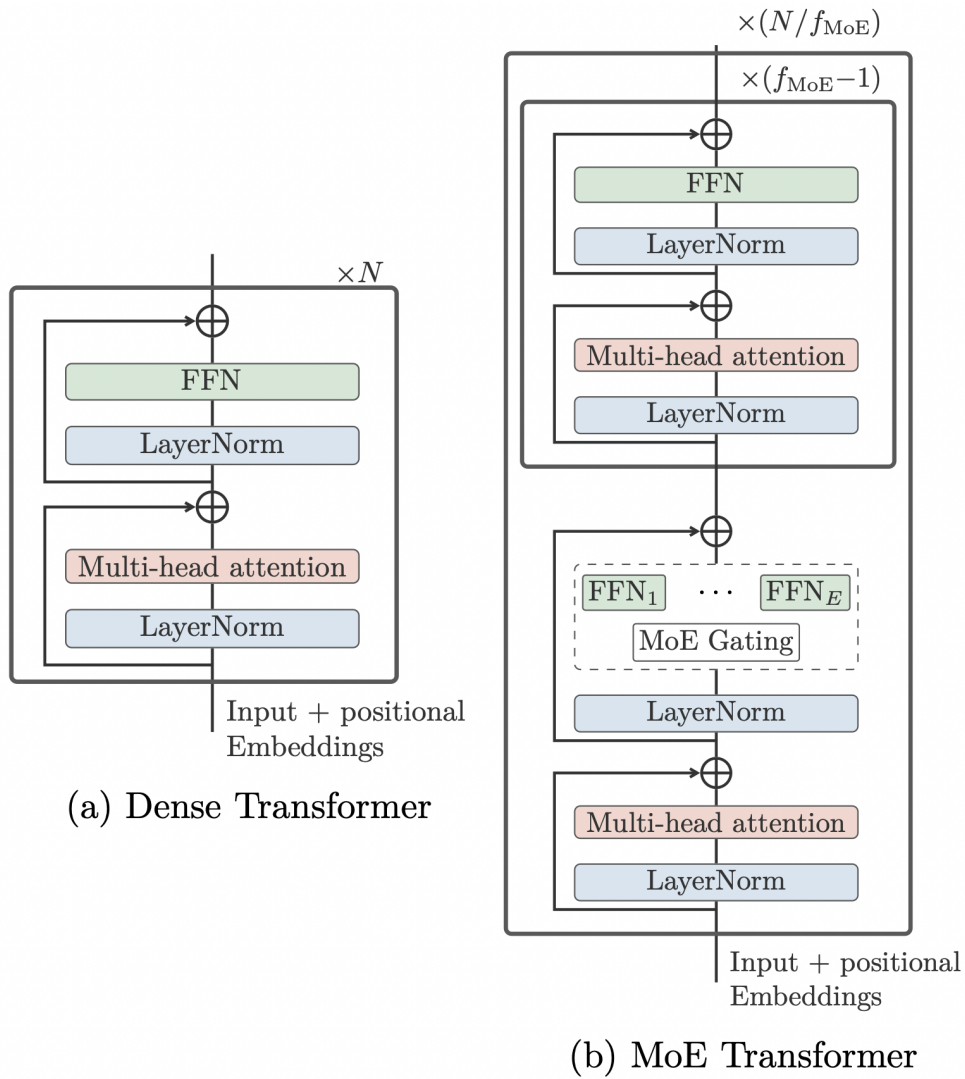


Figure 4: Original Dense Transformer vs MoE Transformer (Costa-jussà et al., 2022)

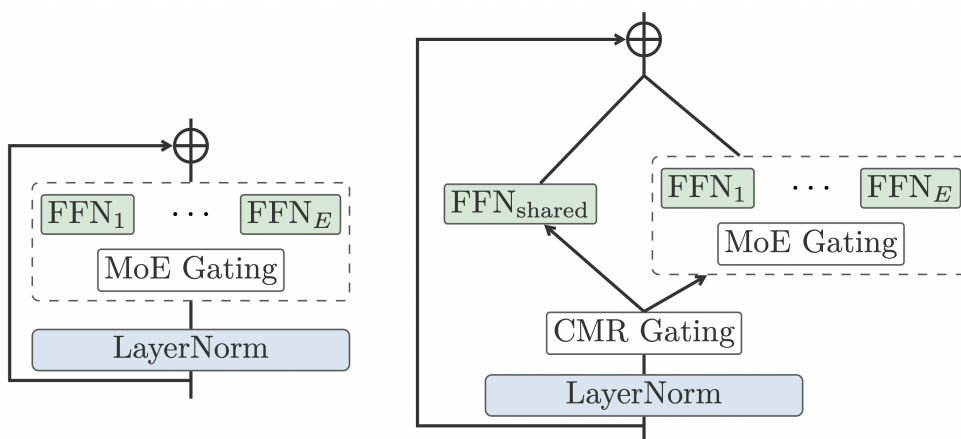


Figure 5: MoE vs Conditional MoE (Costa-jussà et al., 2022)

we applied is ‘wmt21-dense-24-wide.En-X’ (and X-En direction) which has 4.7 billion parameters ⁴

⁴<https://github.com/facebookresearch/fairseq/tree/main/examples/wmt21>

Task-I: Clinical Cases (CC) EN→ES						
MT fine-tuning	plm.es	SACREBLEU	METEOR	COMET	BLEU	ROUGE-L-F1
Clinical-Marian	Yes	38.18	0.6338	0.4237	0.3650	0.6271
Clinical-NLLB	Yes	37.74	0.6273	0.4081	0.3601	0.6193
Clinical-WMT21fb	No	34.30	0.5868	0.3448	0.3266	0.5927
Task-II: Clinical Terms (CT) EN←ES						
MT fine-tuning	plm.es	SACREBLEU	METEOR	COMET	BLEU	ROUGE-L-F1
Clinical-Marian	Yes	26.87	0.5885	0.9791	0.2667	0.6720
Clinical-NLLB	Yes	28.57	0.5873	1.0290	0.2844	0.6710
Clinical-WMT21fb	No	24.39	0.5840	0.8584	0.2431	0.6699
Task-III: Ontology Concept (OC) EN→ES						
MT fine-tuning	plm.es	SACREBLEU	METEOR	COMET	BLEU	ROUGE-L-F1
Clinical-Marian	Yes	39.10	0.6262	0.9495	0.3675	0.7688
Clinical-NLLB	Yes	41.63	0.6072	0.9180	0.3932	0.7477
Clinical-WMT21fb	No	40.71	0.5686	0.9908	0.3859	0.7199

Table 1: Automatic Evaluation of Three MPLMs using ClinSpEn-2022 Platform. ‘plm.es’ means if the Spanish language is included in PLMs.

and contains the language pairs English ↔ Chinese, Czech, German, Hausa, Icelandic, Japanese, and Russian. The full NLLB model includes 200+ languages and has 54.5 billion parameters. Due to the computational restriction, we applied the distilled model of NLLB, i.e. NLLB-distilled, which has 1.3 billion parameters.

The WMT21fb model does not have Spanish among its trained language pairs, while NLLB includes Spanish as a high-resource language. This is a perfect setting for us to examine the transfer-learning technology on the clinical domain NMT by fine-tuning a translation model for the Spanish language on the WMT21fb model and comparing the output with the NLLB model (Spanish version).

4 Experimental Settings and Evaluations

4.1 Domain Fine-tuning Corpus

To fine-tune the three MPLMs for English ↔ Spanish language pair towards the clinical domain, we used the medical bilingual corpus MeSpEn from Villegas et al. (2018), which contains sentences, glossaries, and terminologies. We performed data cleaning and extracted around 250K pairs of segments in this language pair for domain fine-tuning of the three models. These extracted 250K pairs of segments are randomly chosen from the original MeSpEn corpus and we divided them into 9:1 ratio for training and development purposes. Because the WMT21fb pre-trained model did not include Spanish as one of the pre-trained language models, we could not use $\langle 2es \rangle$ (to-Spanish) indicator for fine-tuning. As a solution, we used $\langle 2ru \rangle$ as the indicator for this purpose (to-Spanish). This means a transfer learning challenge to investigate if the extra-large multilingual PLM (xL-PLM) WMT21fb has created a semantic space to accommodate a new language pair for translation modelling using the 250K size of corpus we extracted.

4.2 Model Parameter Settings

Some parameter settings for s-MPLM Marian model fine-tuning are listed below. The last activation function for generative model is a linear layer. Within the decoder and encoder, we used the Sigmoid Linear Units (SiLU) activation function. More detailed parameter and layer settings are displayed in Figure 12 (Appendix).

- learning rate = $2e-5$

- batch size = 128
- weight decay = 0.01
- training epochs = 1
- encoder-decoder layers = 6+6

Some fine-tuning parameters for NLLB-200-distilled (Costa-jussà et al., 2022) are listed below:

- batch size = 24
- gradient accumulation steps = 8
- weight decay = 0.01
- learning rate = 2e-5
- Activation function (encoder/decoder) = ReLU
- number of training epochs = 1
- encoder-decoder layers = 24+24

The fine-tuning parameters for WMT21fb model are the same as the NLLB-200-distilled, except for the batch size value which is set as 2. This is because the model is too large and we would get out-of-memory (OOM) errors if we increase the batch size to anything larger than 2. More details on M2M-100 parameters and layer settings for Conditional Generation Structure (Fan et al., 2021) we used for xL-MPLM WMT21fb and NLLB-200 can be found in Figure 13 (Appendix).

4.3 Test Sets and Automatic Evaluations

The evaluation corpus we used is from the ClinSpEn-2022 shared task challenge data organised as part of the Biomedical MT track in WMT2022 (Neves et al., 2022). It has three sub-tasks: 1) EN→ES translation of 202 COVID19 clinical case reports; 2) ES→EN translation of 19K clinical terms from biomedical literature and EHRs; and 3) EN→ES 2K ontological concept from biomedical ontology.

The automatic evaluation metrics used for testing include BLEU (HuggingFace) (Papineni et al., 2002), ROUGE-L-F1 (Lin, 2004), METEOR (Banerjee and Lavie, 2005), SACREBLEU (Post, 2018), and COMET (Rei et al., 2020), hosted by the ClinSpEn-2022 platform⁵. The metric scores are reported in Table 1 for three translation tasks. In the table, the parameter ‘plm.es’ is a question mark asking if the Spanish language was already included in the original off-the-shelf PLMs. For this question, both Marian and NLLB have Spanish in their PLMs, while WMT21fb does not, which indicates that Clinical-WMT21fb is a transfer learning model for EN↔ES language pair.

From this automatic evaluation result, the first surprising finding is that the much smaller Clinical-Marian model had most of the highest scores across the three tasks, as indicated by *italics*. The second finding concerns the two xL-MPLMs: even though the transfer-learning model Clinical-WMT21fb has a certain score gap to Clinical-NLLB on Task 1, it almost catches up with Clinical-NLLB for Task 2 and 3 even winning one of the scores, the COMET for Task 3 (0.9908 vs 0.9180). This means that the xL-MPLM has the capacity to create a multilingual semantic space and the capability to generate a new language model as long as there is a sufficient amount of fine-tuning corpus for this new language. Third, there are issues with automatic metrics. This includes the confidence level on score difference (significance test), such as the very closely related scores for Task 1 on the first two winner models. In addition, the winner models change across Task 2 and 3 via different metrics.

We also observed that there are 4 percent of Russian tokens in the EN → ES output from the Clinical WMT21fb model. This indicates that the model keeps Russian tokens when it does not know how to

⁵<https://temu.bsc.es/clinspen/>

Task-1: Translating Clinical Cases					
Models	SACREBLEU	METEOR	COMET	BLEU	ROUGE
Clinical-Marian	<u>38.17</u>	0.6337	0.4237	<u>0.3650</u>	0.6270
Optum	38.12	<u>0.6447</u>	<u>0.4425</u>	0.3642	<u>0.6285</u>
Task-2: Clinical Terminologies					
Models	SACREBLEU	METEOR	COMET	BLEU	ROUGE
Optum	<u>44.97</u>	0.5880	1.1197	<u>0.4396</u>	0.7479
Huawei	41.57	0.624	<u>1.190</u>	0.4132	0.721
Clinical-Marian	39.10	<u>0.6261</u>	0.9494	0.3674	<u>0.7688</u>
Task-3: Translating Ontology Concepts					
Models	SACREBLEU	METEOR	COMET	BLEU	ROUGE
Optum	<u>44.97</u>	0.5880	<u>1.1197</u>	<u>0.4396</u>	0.7479
Clinical-Marian	39.10	<u>0.6261</u>	0.9494	0.3674	<u>0.7688</u>

Table 2: Model Comparisons on 3 Tasks between Clinical-Marian and Others.

translate the English token into Spanish. This is very interesting since the Russian tokens reserved in the text are not a nonsense - instead, they are tokens with correct meaning, only in a different language. This might be the reason why COMET generated higher score for Clinical-WMT21fb model than Clinical-NLLB on Task-3 ‘ontological concept’ since COMET is a neural metric that calculates the semantic similarity on an embedding space, ignoring the word surface form.

To improve the trustworthiness of our empirical investigation and generate a clearer evaluation output across the three models, we perform human expert-based evaluations in the next section.

4.4 Comparisons

To compare our much smaller Clinical-Marian model with other existing work on this shared task data, such as Optum (Manchanda and Bhagwat, 2022) and Huawei (Wang et al., 2022), we list the automatic evaluation scores in Table 2 where Optum attended all three sub-tasks, while Huawei only attended Task 2: Clinical Terminology (CT). From the comparison scores using automatic metrics, we can see that the much smaller Clinical-Marian wins some metrics in each of the tasks. In addition, Optum used their in-house clinical data as extra training resources in addition to WMT-offered training set, while the 250K training set we used for Clinical-Marian is extracted only using WMT data. Huawei’s model only wins one metric (COMET) out of five metrics on Task 2 (CT), however, both Clinical-Marian and Optum win two metrics out of five. This means that Huawei’s performance on this task is not much better even though they have much greater online resources and computational support.

5 Human Evaluation

As observed in the last section, we had two reasons to set up the expert-based human evaluation: 1) it is really surprising that the much smaller MPLM (s-MPLM) Clinical-Marian performs better than the xL-MPLMs Clinical-NLLB and Clinical-WMT21fb; 2) to verify the automatic evaluation hypothesis that Clinical-Marian really does have the best performance.

5.1 Human Evaluation Setup

To achieve both the qualitative and quantitative human evaluation, we deployed a human-centric expert-based post-editing quality evaluation metric called HOPE by Gladkoff and Han (2022) (it is also called LOGIPEM and invented by Logrus Global LLC, a language service provider). The HOPE evaluation metric has 8 predefined error types and each error type has corresponding different levels of penalty points according to the severity level. The sentence level and system level HOPE score is a comprehensive score reflecting the overall quality of outputs.

First, we recruited five human evaluators who have the backgrounds in professional translation, linguistics, and biomedical research. For the evaluation data set, we took all the test set output from Task 1 ‘clinical case’ reports since this is the only task with full sentences. For the other two tasks on term and ontology level translation, MT engines can produce relatively good outcomes even without an effective encoder-decoder neural model, e.g. via a well-prepared bilingual dictionary. We prepared 100 strings for each set and delivered all the sets to five professional evaluators⁶. The tasks consisted of strings of medical cases going in order one by one, so the context of each case is clear to the evaluator.

Each one of them was given three files for evaluation from different engines, and instructions were given on both the online Perfectionist tool that was used for evaluation and the HOPE metrics. Then, to ensure the human evaluation quality, we have also asked the strictest reviewer/evaluator to validate the work of other evaluators. The strictest reviewer is one of our experts from the language service provider industry and has our trust according to their long-term experiences in post-editing MT outputs and selecting MT engines in real world projects. The strictest reviewer made better distinctions between all three evaluated models, while the less-strict reviewers sometimes gave similar scores to these models without picking their errors rigorously.

5.2 Human Evaluation Output

The results of the evaluation can be seen in the online Perfectionist tool that was used for this purpose, as downloaded from the tool in the form of familiar Excel scorecards. They are tallied in Figure 6 and Table 3. The human evaluation clearly shows which model is the best demonstrating a large score gap in-between: the Clinical-Marian has a score of 0.801625, followed by Clinical-NLLB and Clinical-WMT21fb with scores of 0.768125 and 0.692429 respectively.

To compare the human evaluation outputs with the automatic metric scores, we also added two metrics, METEOR and ROUGE, and their average score into the figure. The reason we chose these two particular metrics is that they have a relatively positive correlation to human judgements. For the other three metrics, there are several issues that prevented their use. First, BLEU shows NLLB as being better for terms and concepts, which does not correspond to the human judgement. Moreover, BLEU shows WMT21fb concepts to be better than those of the Marian Helsinki model, which is completely incorrect. Second, COMET score for the NLLB model is higher than 1, which is clearly caused by the fact that this implementation of COMET was not normalised by the Sigmoid function. Also, this COMET score for NLLB is higher than the one for Marian Helsinki. Another error is that the COMET score for clinical cases is much better than for both Marian and NLLB, which is completely impossible due to the presence of foreign language tokens in WMT21fb output. Finally, when we see COMET scores like 0.99 and 0.949 for Concepts, the score 0.42, 0.40 and 0.34 for Cases look clearly out of line. The BLEU-HF scores for all content types are ridiculously low on the scale of [0, 1] for both Cases and especially for Terms.

Below is the list of findings made from the comparisons.

- Most importantly, all human evaluators consistently showed positive correlation with preliminary human judgement of the MT output quality. Some of them gave more rigorous evaluations than the others, but all of them rated the worst model as the worst and the best model as the best with only one exception. Results of human evaluation fully confirm initial hypothesis about the quality of outputs of different engines, which is based on initial holistic spot-check human evaluation.
- The LOGIPEM/HOPE metric shows a much greater difference in output quality than any of the automated metrics. Where the automatic score shows a 6 percent difference, human evaluation gives 14 percent. In other words, the human linguists clearly see a significant difference between output quality of different engines. Even the less-trained evaluators show a positive correlation with the hypothesis.
- Even for those automatic metrics that correlate with human judgement, the score values do not seem to be representations of the uniform interval of [0, 1]. The LOGIPEM/HOPE score will be

⁶The 100 examples for evaluators were randomly selected from the test dataset and we will make the data available.

MPLMs	Auto. Metrics		Average		Diff. in Scores	
	METEOR	ROUGE	Average(M,R)	HOPE	Auto.	HOPE
Clinical-Marian	0.6338	0.6271	0.6304	0.8016	6.45%	13.62%
Clinical-NLLB	0.6273	0.6193	0.6233	0.7681	1.13%	4.18%
Clinical-WMT21fb	0.5868	0.5927	0.5898	0.6924	5.38%	9.85%

Table 3: Automatic Evaluations vs Human Evaluations (HOPE) on Three MPLMs

exactly 1 if the segments, in the reviewer’s opinion, do not have to be edited, and LOGIPEM/HOPE score of 0.8 means only about 20% by total wordcount of work left to be done on the text with that score, since the LOGIPEM/HOPE scoring model is designed with productivity assumptions in mind for various degrees of quality. The COMET or ROUGE score of 0.6 means that MT has generated words that are different from those in the reference, and this in turn means that even a perfect translation which is different from the reference would be rated much lower than 1. This is a huge distortion of linearity, which is metric-specific because all scores for different metrics live in their own ranges. Automatic scores appear to live on some sort of non-uniform scale of their own, which is yet another reason why they are not comparable to each other. The scale is compressed, and the difference between samples becomes statistically insignificant.

- The margin of error for all three engines is about 6%, which is about the same as the difference between the mean of the measurements for different engines. This means that the difference between measurement is statistically significant, but a lot depends on the subjectivity of the reviewer, and the difference between reviewers’ positions may negate the difference in scores. However, even despite the reviewers’ subjectivity, the groups of measurements for different engines appear to provide a statistically and visually significant difference.
- In general, human evaluators have to be trained / highly experienced, and need to maintain a certain level of rigour. The desired target quality should be stipulated quite clearly by customer specifications, as defined in ISO 11669 and ASTM F2575. To avoid incorrect (inflated) scores and decrease Inter-Rater Reliability (IRR), the linguists must be either tested prior to doing evaluations or cross-validated afterwards.
- One evaluation task only takes 1 hour. There were 24 evaluation tasks in total, each task with 100 segments. It does not require setting up any data processing, software development, reference “golden standard” data or model-trained evaluation metric. It is clearly faster, more cost-effective and reliable than the research on whether an automatic metric can even pass the positive correlation test with human judgement (3 out of 5 did not in our case). While individual human measurements have variance, they are all valid and all correlate with human judgement if done with minimal training and rigour.
- Automatic metrics are not comparable across different engines, different data sets, different languages and different domains. On the contrary, human measurement is the golden universal standard that provides the least common denominator between these scenarios. In other words, if Rouge is 0.67 for En-Fr for medical text, and Rouge is 0.82 for En-De for automotive text, we can’t compare these numbers. In contrast, LOGIPEM/HOPE score would mean one and the same thing across the board.

All of the above confirms the validity and interoperability of our human evaluation using LOGIPEM/HOPE metrics (Gladkoff and Han, 2022), which can be used as a single quick and easy validator of automatic metrics, and the ultimate fast and easy way to carry out analytic quality measurement to compare the engines and evaluate the quality of translation and post-editing.

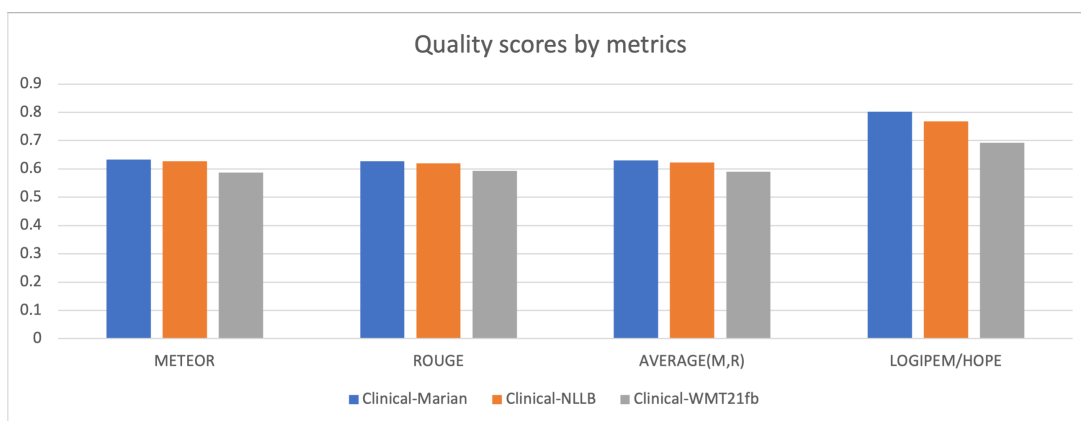


Figure 6: Comparison of Automatic Evaluations against Human Evaluation (HOPE)

5.3 Inter-Rater-Reliability

To measure the inter-rater-reliability (IRR) of the human evaluation we carried out, we summarise the evaluation output from five human evaluators on three models in Figure 7. The summaries include the average scores for each model, the score difference between these three models, and the average scores from the three models, from each person.

In this case we have continuous ratings (ranging from 0 to 1) rather than categorical ratings. Therefore, Cohen's Kappa or Fleiss' Kappa are not the most appropriate measures for this work. The Intraclass Correlation Coefficient (ICC) which measures reliability of ratings by comparing variability of different ratings of the same subject to the total variation across all ratings and all subjects would also not be appropriate here because there is a greater variation within the ratings of the same MT engine than between different MT engines.

However, we can compute standard deviations of the evaluations by different reviewers for each engine as follows:

- Marian: approximately 0.101
- NLLB: approximately 0.100
- WMT21: approximately 0.125

These values represent the amount of variability in the ratings given by different reviewers for each engine. The confidence intervals for these measurements for confidence level of 80% are:

- Marian: approximately (0.759, 0.875)
- NLLB: approximately (0.729, 0.844)
- WMT21: approximately (0.658, 0.802)

In other words, with 80% confidence:

- Marian: 0.817 ± 0.058
- NLLB: 0.7865 ± 0.0575
- WMT21: 0.73 ± 0.072

This can be visualised in Figure 8. These intervals indeed overlap; however, Marian is reliably better than NLLB, and it is of course extremely surprising that WMT21fb rating is that high, considering that this result has been achieved with transfer learning by fine-tuning the engine without English-Spanish in the original PLM training dataset! As we can see, for some reviewers who are quite tolerant to errors (e.g. Evaluator-1) the quality of all the engines is almost the same. The more proficient and knowledgeable the reviewer is, the higher is the difference in their ratings.

	Evaluator-1	Evaluator-2	Evaluator-3	Evaluator-4	Evaluator-5
Clinical-Marian	0.873	0.648	0.898	0.799	0.868
Clinical-NLLB	0.885	0.618	0.83	0.798	0.803
Clinical-WMT21fb	0.843	0.6065	0.853	0.5915	0.755
Score-Difference	4.2	4.15	6.8	20.75	11.3
Score-Average	0.87	0.62	0.86	0.73	0.81

Figure 7: Summary of Human Expert-Based Evaluations

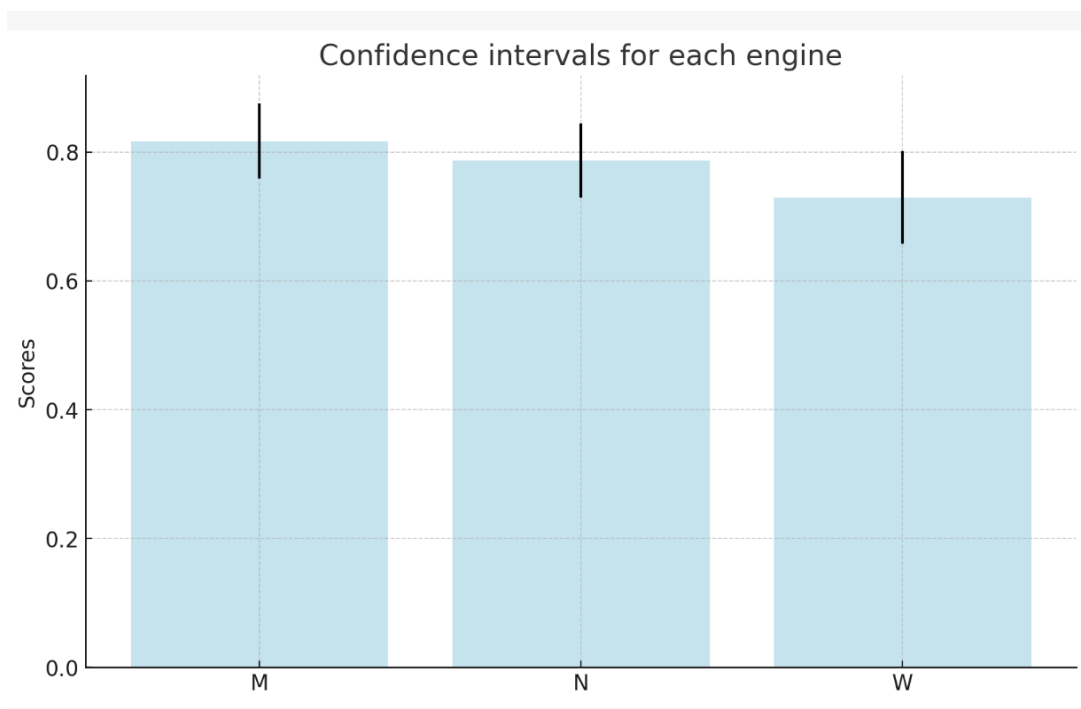


Figure 8: Confidence Intervals of Three Models (M, N, W): Clinical-Marian, Clinical-NLLB, and Clinical-WMT21fb

5.4 Error Analysis

We list sampled error analyses on the outputs from the fine-tuned WMT21fb and NLLB models in Figure 9, 10, and 11 for the three tasks on translations of sentences, terms, and concepts. The preferred translations are highlighted in green colour and “both sounds ok” is marked in orange.

From the comparisons of sampled output sentences, we discovered that the most frequent errors in a fine-grained analysis include *literal* translations, *oral vs written* languages, translation *inconsistency*, *inaccuracy* of terms, *hallucination/made-up* words, and *gender-related* errors such as feminine vs masculine, in addition to the standard fluency and adequacy that have been commonly used by traditional MT researchers (Han et al., 2021b). For instance, in Figure 9, the first two sentences (line 0 and 1) from clinical-WMT21fb model are more written Spanish than the clinical-NLLB model whose outputs are more oral Spanish. However, line 6 from clinical-WMT21fb model includes the words “fuertes” which means “strong” that is not as accurate as “severas/severe” from the other model. In addition, “de mañana” in the same line is less natural than “matinal” from clinical-NLLB. Regarding gender-related issues, we can see the examples also in line 6, where clinical-WMT21fb produced “el paciente” in masculine

while clinical-NLLB produced “la paciente” in feminine. However, the source did not say what gender is “the patient”. Regarding literal translation examples, we can see in Figure 11, line ont-19 shows that clinical-WMT21fb gives more literal translation “Mal función vesical” than the preferred one “Función vesical deficiente” by clinical-NLLB when translating “Poor bladder function”. The neural model output hallucinations can also be found in Figure 11, e.g. “Vejícula” does not exist and is likely a mix of “vejiga” and “vesicula” in Line ont-27; similarly, in Line ont-2, “multicística” is a mix of Spanish and English, because the correct Spanish shall be “multiquística”.

As we mentioned in Section 4, there are 4% Russian tokens in the English-to-Spanish translation outputs from the Clinical-WMT21fb model which can be observed in Figures 9 and 11. However, they are meaningful tokens, not some nonsense, e.g. the Russian tokens in Figure 9 from line n-4 means “soon” and in Figure 11 means “type of” from ont-11.

doc_n	line_n	Transfer-learning: clinical-WMT21fb:en2es
doc_15976	0	Hombre de 58 años de edad, de raza caucásica, con diagnóstico de EP predominante en temblor a los 44 años de edad.
doc_15976	1	Agonistas dopaminérgicos y tratamiento con levodopa permitieron un buen control sintomático.
doc_15976	2	A los 48 años de edad fue diagnosticado VIH en una prueba rutinaria.
doc_15976	3	Seis años después, aunque permaneció asintomático, el recuento de CD4 alcanzó 209 células/μl y se inició TARGA.
doc_15976	4	Becope, después, aparecieron síntomas gastrointestinales severos (náuseas, vómitos y diarrea) y discinesias a dosis pico, que se atribuyeron a las interacciones farmacocinéticas entre levodopa y TARGA.
doc_15976	5	Inicialmente, la levodopa se redujo a costa de un control subóptimo de la EP, pero posteriormente el tratamiento antirretroviral ha de suspenderse debido a discinesias intolerables.
doc_15976	6	Tras 3 años de buen control sintomático de la EP y infección por VIH asintomática, el paciente comenzó a sufrir fuertes fluctuaciones motrices con distonía de mañana y discinesias de dosis máxima.
doc_15976	7	En el momento de considerarse STN-DBS, estaba en tratamiento con levodopa de liberación inmediata y controlada y ropinirol, totalizando una dosis diaria de levodopa equivalente de 1.250 mg.
doc_15976	8	PD estuvo en estadio 3 de Hoehn-Yahr durante la medicación, y la puntuación UPDRS-III fue 78 sin medicación y 18 tras la ingesta de levodopa.
doc_n	line_n	Fine-tuning: clinical-NLLB:en2es
doc_15976	0	Un hombre de 58 años de edad, de raza caucásica, fue diagnosticado de EP predominante en temblor a los 44 años.
doc_15976	1	Los agonistas de dopamina y el tratamiento con levodopa permitieron un buen control sintomático.
doc_15976	2	A los 48 años, fue diagnosticado de VIH en una prueba de rutina.
doc_15976	3	Seis años después, aunque permaneció asintomático, el recuento de CD4 había alcanzado 209 células/μl, y se inició la TARGA.
doc_15976	4	Poco después, se presentaron síntomas gastrointestinales graves (náuseas, vómitos y diarrea) y discinesias de dosis máxima, atribuidas a interacciones farmacocinéticas entre levodopa y TARGA.
doc_15976	5	Inicialmente, la levodopa se redujo a costa de un control subóptimo de la EP, pero posteriormente se tuvo que suspender la TARGA por las discinesias intolerables.
doc_15976	6	Tras 3 años de buen control sintomático de la EP y infección asintomática por el VIH, la paciente comenzó a sufrir de fluctuaciones motoras severas con distonía matinal y discinesias de dosis máxima.
doc_15976	7	Para el momento de la consideración de STN-DBS, estaba en levodopa y ropinirol de liberación inmediata y controlada, con una dosis equivalente diaria de 1.250 mg.
doc_15976	8	La EP se encontraba en estadio 3 de Hoehn-Yahr mientras estaba en tratamiento, y la puntuación UPDRS-III fue de 78 fuera de tratamiento y de 18 tras el consumo de levodopa.
doc_n	line_n	text.src:English
doc_15976	0	A 58-year-old Caucasian man was diagnosed with tremor-predominant PD at the age of 44 years.
doc_15976	1	Dopamine agonists and levodopa therapy allowed a good symptomatic control.
doc_15976	2	By the age of 48 years, he was diagnosed with HIV on a routine testing.
doc_15976	3	Six years later, although he remained asymptomatic, the CD4 count had reached 209 cells/μl, and HAART was started.
doc_15976	4	Soon after, severe gastrointestinal symptoms (nausea, vomiting, and diarrhea) and peak-dose dyskinesias emerged, which were attributed to pharmacokinetic interactions between levodopa and HAART.
doc_15976	5	Initially, levodopa was reduced at the cost of suboptimal control of PD, but afterwards HAART had to be discontinued because of intolerable dyskinesias.
doc_15976	6	After 3 years of good symptomatic PD control and asymptomatic HIV infection, the patient began to suffer from severe motor fluctuations with morning off dystonia and peak-dose dyskinesias.
doc_15976	7	By the time STN-DBS was considered, he was on immediate and controlled-release levodopa and ropinirole, totaling a daily levodopa equivalent dose of 1,250 mg.
doc_15976	8	PD was in Hoehn-Yahr stage 3 while on medication, and the UPDRS-III score was 78 off medication and 18 after supratherapeutic levodopa intake.

Figure 9: Task-1 Cases/Sentences EN-ES Translation Examples: clinic-WMT21fb vs clinic-NLLB

6 Discussions and Conclusions

To boost the knowledge transfer for digital healthcare and get the most knowledge out of available clinical resources, we explored the state-of-the-art neural language models regarding their performances in clinical machine translation. We investigated a smaller multilingual pre-trained language model (s-MPLM) Marian from the Helsinki NLP group, in comparison to two extra-large MPLM (xL-MPLM) NLLB and WMT21fb from Meta-AI. We also investigated the transfer-learning possibility in clinical domain translation using xL-MPLM WMT21fb. We carried out data cleaning and fine-tuning in the clinical domain. We evaluated our work using both automatic evaluation metrics and human expert-based evaluation using the HOPE (Gladkoff and Han, 2022) framework.

The experiment has led to some far-reaching conclusions about MT models and their design, test, and applications, in particular:

1) **The bigger size of the model does not mean that the quality is better.** This premise proved to be false, evidently because researchers need vast amounts of data to train very large models and very often such data is not clear enough. On the contrary, when we clean the data very well for fine-tuning, we can bring the model quality to much higher levels in specific domains, e.g. clinical text. We reached the point where *the data quality was more important than the model’s size*. One key takeaway for researchers and practitioners from this is that if they can get 250,000 clean segments in a new low-resource language, they can fine-tune large language models (LLMs) and get a good enough engine in this language. Then, the next step is to continue to get clean data by post-editing translation output from that engine. This is a very important implication for “low resource languages.”

2) **The automated metrics deliver an illusion of measurement** – they are a good tool for iterative

term_n	Transfer-learning: clinical-WMT21fb:es2en	Fine-tuning: clinical-NLLB-200:es2en	Source: Spanish
term_1	Infantile paralysis	infantile paralysis	parálisis infantil
term_2	convulsive seizures	seizures	crisis convulsivas
term_5	deletion in chromosome 5 in the q15-q22 region	chromosome 5 deletion in the q15-q22 region	delección en el cromosoma 5 en la región q15-q22
term_6	Familial adenomatous polyposis	familial adenomatous polyposis	poliposis adenomatosa familiar
term_9	Chromosomopathy	chromosomal disease	cromosomopatía
term_12	arterial hypertension	hypertension	hipertensión arterial
term_15	pT2bN0Mo clear cell renal adenocarcinoma	Renal clear cell adenocarcinoma pT2bN0Mo	adenocarcinoma renal de células claras pT2bN0Mo
term_17	hepatic lesions	liver lesions	lesiones hepáticas
term_18	Hepatic metastases	liver metastases	metástasis hepáticas
term_19	Metastatic renal cancer	metastatic renal cancer	cáncer renal metastásico
term_22	Deep vein thrombosis	deep vein thrombosis	trombosis venosa profunda
term_23	Asterixis	asterixis	asterixis
term_24	Aortic atheromatosis	aortic atheromatous disease	ateromatosis aórtica
term_29	hypothyroidism grade 2	grade 2 hypothyroidism	hipotiroidismo grado 2
term_30	Grade 3 hypertension	grade 3 hypertension	hipertensión arterial grado 3
term_31	Grade 3 diarrhea with secondary hypomagnesemia	grade 3 diarrhea with secondary hypomagnesemia	diarrea grado 3 con hipomagnesemia secundaria
term_32	Thrombocytopenia	thrombopenia	trombopenia
term_33	gastrointestinal toxicity	digestive toxicity	toxicidad digestiva
term_35	Recurrent respiratory tract infection	recurrent infectious respiratory	respiratoria infecciosa recurrente
term_36	Pulmonary nodule located in the upper lobe	pulmonary nodule located in the upper lobe	nódulo pulmonar localizado en el lóbulo superior
term_37	Loculated cystic lesion in LSD	Cystic lesion loculated in LSD	lesión quística loculada en LSD
term_38	Multicystic lesion	Multi-cystic lesion	lesión multiquística
term_43	MCVAP type I of LSD	LSD type I MCVAP	MCVAP tipo I del LSD
term_0	mild mental retardation	mild mental retardation	retraso mental leve
term_3	urinary tract infections	urinary tract infections	infecciones del tracto urinario
term_4	ITU) of repetition	ITU) of repetition	ITU) de repetición
term_7	deletion of this gene	deletion of this gene	delección de dicho gen
term_8	deletion in chromosome 5	deletion in chromosome 5	delección en el cromosoma 5
term_10	drug allergies	drug allergies	alergias medicamentosas
term_11	smoker	smoker	fumador
term_13	dyslipidemia	dyslipidemia	dislipemia
term_14	atrial fibrillation	atrial fibrillation	fibrilación auricular
term_16	macroscopic hematuria	macroscopic hematuria	hematuria macroscópica
term_20	hypothyroidism	hypothyroidism	hipotiroidismo
term_21	dehydration	dehydration	deshidratación
term_25	Cardiomegaly	Cardiomegaly	Cardiomegalia
term_26	anemia	anemia	anemia
term_27	hyponatremia secondary to diarrhea	hyponatremia secondary to diarrhea	hiponatremia secundaria al cuadro diarreico
term_28	sepsis	sepsis	sepsis
term_34	smoker	smoker	fumadora
term_39	cyst	cyst	quiste
term_40	microcytic anemia	microcytic anemia	anemia microcítica
term_41	ectopic pregnancy	ectopic pregnancy	embarazo ectópico
term_42	adenopathies	adenopathies	adenopatías

Figure 10: Task-2 Clinical Term ES-EN Translation Examples: clinic-WMT21fb vs clinic-NLLB

stochastic gradient descent during training, but *they do not measure quality* (only some sort of similarity), are not compatible when any of the underlying factors change, provide results on a non-uniform scale even on their interval of validity, and in general are not sufficiently reliable, and may be misleading. *We cannot rely on automatic metrics alone.* Instead, human translation quality validation is a must and such validation can deny and reverse the results of automatic measurement.

Acknowledgements

The human evaluation of this work was carried out by Betty Galiano, Marta Martínez Albaladejo, Valeria López Expósito, Carlos Mateos, and Alfredo Madrid. We thank our human evaluators for their volunteering and hard work. We also thank Cristina Sánchez for assisting with double checking the sampled human evaluations. LH and GN are grateful for the support from the grant “Assembling the Data Jigsaw: Powering Robust Research on the Causes, Determinants and Outcomes of MSK Disease.” The project has been funded by the Nuffield Foundation, but the views expressed are those of the authors and not necessarily of the Foundation. Visit www.nuffieldfoundation.org. LH and GN are also supported by the grant “Integrating hospital outpatient letters into the healthcare data space” (EP/V047949/1; funder: UKRI/EP SRC).

References

Ebtesam H. Almansor and Ahmed Al-Ani. 2018. A hybrid neural machine translation technique for translating low resource languages. In Petra Perner, editor, *Machine Learning and Data Mining in Pattern Recognition*, pages 347–356, Cham. Springer International Publishing.

ont_n	Transfer-learning: clinical-WMT21fb (en2es)	Fine-tuning: clinical-NLLB (en2es)	Source:English
ont_0	Todos	Todos	All
ont_1	Anomalía de la altura corporal	Anomalías de la talla corporal	Abnormality of body height
ont_2	Displasia renal multiquística	Displasia renal multicística	Multicystic kidney dysplasia
ont_3	Displasia renal multiquística	Riñón displásico multicístico	Multicystic dysplastic kidney
ont_4	Riñón multiquístico	Riñones multicísticos	Multicystic kidneys
ont_5	Displasia renal multiquística	Displasia renal multicística	Multicystic renal dysplasia
ont_6	Modo de herencia	Modos de herencia	Mode of inheritance
ont_7	Herencia	Herencia	Inheritance
ont_8	Herencia autosómica dominante	Herencia autosómica dominante	Autosomal dominant inheritance
ont_9	autosómica dominante	Autosomal dominante	Autosomal dominant
ont_10	Forma autosómica dominante	Forma autosómica dominante	Autosomal dominant form
ont_11	Tipo autosómico dominante	Tipo autosómico dominante	Autosomal dominant type
ont_12	Herencia autosómica recesiva	Herencia autosómica recesiva	Autosomal recessive inheritance
ont_13	autosómica recesiva	Autosomal recesivo	Autosomal recessive
ont_14	Forma autosómica recesiva	Forma autosómica recesiva	Autosomal recessive form
ont_15	Predisposición autosómica recesiva	Predisposición autosómica recesiva	Autosomal recessive predisposition
ont_16	Morfología anormal de los genitales internos femeninos	Morfología anormal de los genitales internos femeninos	Abnormal morphology of female internal genitalia
ont_17	Anomalía de los genitales internos femeninos	Anomalías de los genitales internos femeninos	Abnormality of female internal genitalia
ont_18	Anomalía funcional de la vejiga	Anomalías funcionales de la vejiga	Functional abnormality of the bladder
ont_19	Mal función vesical	Función vesical deficiente	Poor bladder function
ont_20	Infecciones urinarias de repetición	Infecciones urinarias recurrentes	Recurrent urinary tract infections
ont_21	Infecciones del tracto urinario frecuentes	Infecciones frecuentes del tracto urinario	Frequent urinary tract infections
ont_22	ITU recidivante	ITU recurrentes	Recurrent UTIs
ont_23	Infecciones vesicales de repetición	Infecciones vesiculares repetidas	Repeated bladder infections
ont_24	Infecciones urinarias de repetición	Infecciones urinarias repetidas	Repeated urinary tract infections
ont_25	Infecciones del tracto urinario	Infecciones del tracto urinario	Urinary tract infections
ont_26	Infecciones del tracto urinario, recurrentes	Infecciones del tracto urinario, recurrentes	Urinary tract infections, recurrent
ont_27	vejiga neurogénica	Vejícula neurogénica	Neurogenic bladder
ont_28	Falta de control vesical por lesión del sistema nervioso	Falta de control vesical por lesión del sistema nervioso	Lack of bladder control due to nervous system injury
ont_29	Urgencia urinaria	Urgencia urinaria	Urinary urgency
ont_30	vejiga hiperactiva	Vejícula hiperactiva	Overactive bladder
ont_31	Síndrome de vejiga hiperactiva	Síndrome de vejiga hiperactiva	Overactive bladder syndrome
ont_32	Síndrome de frecuencia de urgencia	Síndrome de frecuencia de urgencia	Urgency frequency syndrome
ont_33	Hipoplasia del útero	Hipoplasia del útero	Hypoplasia of the uterus
ont_34	Útero hipoplásico	Útero hipoplásico	Hypoplastic uterus
ont_35	Útero rudimentario	Útero rudimentario	Rudimentary uterus
ont_36	Útero pequeño	Útero pequeño	Small uterus
ont_37	Útero subdesarrollado	Útero subdesarrollado	Underdeveloped uterus
ont_38	Anomalía vesical	Anomalía vesical	Abnormality of the bladder
ont_39	Divertículo vesical	Divertículo vesical	Bladder diverticulum
ont_40	Divertículos vesicales	Divertículos vesiculares	Bladder diverticula
ont_41	Retención urinaria	Retención urinaria	Urinary retention
ont_42	Aumento del volumen residual de orina post-vacío	Aumento del volumen de orina residual post-vacío	Increased post-void residual urine volume
ont_43	La nicturia	Nocturia	Nocturia

Figure 11: Task-3 Concept EN-ES Translation Examples: clinic-WMT21fb vs clinic-NLLB

Zaid Alyafeai, Maged Saeed AlShaibani, and Irfan Ahmad. 2020. A survey on transfer learning in natural language processing. *arXiv preprint arXiv:2007.04239*.

Satanjeev Banerjee and Alon Lavie. 2005. Meteor: An automatic metric for mt evaluation with improved correlation with human judgments. In *Proceedings of the ACL*.

Samuel Belkadi, Nicolo Micheletti, Lifeng Han, Warren Del-Pinto, and Goran Nenadic. 2023. Generating medical instructions with conditional transformer. In *NeurIPS 2023 Workshop on Synthetic Data Generation with Generative AI*.

Olivier Bodenreider. 2004. The unified medical language system (umls): integrating biomedical terminology. *Nucleic acids research*, 32(suppl.1):D267–D270.

Ondřej Bojar, Rajen Chatterjee, Christian Federmann, Yvette Graham, Barry Haddow, Matthias Huck, Antonio Jimeno Yepes, Philipp Koehn, Varvara Logacheva, Christof Monz, Matteo Negri, Aurélie Névéol, Mariana Neves, Martin Popel, Matt Post, Raphael Rubino, Carolina Scarton, Lucia Specia, Marco Turchi, Karin Verspoor, and Marcos Zampieri. 2016. Findings of the 2016 conference on machine translation. In *Proceedings of the First Conference on Machine Translation: Volume 2, Shared Task Papers*, pages 131–198, Berlin, Germany, August. Association for Computational Linguistics.

Marta R Costa-jussà, James Cross, Onur Çelebi, Maha Elbayad, Kenneth Heafield, Kevin Heffernan, Elahe Kalbassi, Janice Lam, Daniel Licht, Jean Maillard, et al. 2022. No language left behind: Scaling human-centered machine translation. *arXiv preprint arXiv:2207.04672*.

Yang Cui, Lifeng Han, and Goran Nenadic. 2023. MedTem2.0: Prompt-based temporal classification of treatment events from discharge summaries. In Vishakh Padmakumar, Gisela Vallejo, and Yao Fu, editors, *Proceedings of the 61st Annual Meeting of the Association for Computational Linguistics (Volume 4: Student Research Workshop)*, pages 160–183, Toronto, Canada, July. Association for Computational Linguistics.

Azad Dehghan, Aleksandar Kovacevic, George Karystianis, John A Keane, and Goran Nenadic. 2015. Combining knowledge-and data-driven methods for de-identification of clinical narratives. *Journal of biomedical informatics*, 58(Suppl):S53.

- Jacob Devlin, Ming-Wei Chang, Kenton Lee, and Kristina Toutanova. 2018. BERT: pre-training of deep bidirectional transformers for language understanding. *CoRR*, abs/1810.04805.
- Kristin N Dew, Anne M Turner, Yong K Choi, Alyssa Bosold, and Katrin Kirchhoff. 2018. Development of machine translation technology for assisting health communication: A systematic review. *Journal of biomedical informatics*, 85:56–67.
- Kevin Donnelly. 2006. Snomed-ct: The advanced terminology and coding system for ehealth. *Studies in health technology and informatics*, 121:279.
- Mahmoud Elbattah, Émilien Arnaud, Maxime Gignon, and Gilles Dequen. 2021. The role of text analytics in healthcare: A review of recent developments and applications. *Healthinf*, 5:825–832.
- Angela Fan, Shruti Bhosale, Holger Schwenk, Zhiyi Ma, Ahmed El-Kishky, Siddharth Goyal, Mandeep Baines, Onur Celebi, Guillaume Wenzek, Vishrav Chaudhary, Naman Goyal, Tom Birch, Vitaliy Liptchinsky, Sergey Edunov, Edouard Grave, Michael Auli, and Armand Joulin. 2021. Beyond english-centric multilingual machine translation. *J. Mach. Learn. Res.*, 22(1):1–48, jan.
- Gregory Finley, Wael Salloum, Najmeh Sadoughi, Erik Edwards, Amanda Robinson, Nico Axtmann, Michael Brenndorfer, Mark Miller, and David Suendermann-Oeft. 2018. From dictations to clinical reports using machine translation. In *Proceedings of the 2018 Conference of the North American Chapter of the Association for Computational Linguistics: Human Language Technologies, Volume 3 (Industry Papers)*, pages 121–128, New Orleans - Louisiana, June. Association for Computational Linguistics.
- Serge Gladkoff and Lifeng Han. 2022. HOPE: A task-oriented and human-centric evaluation framework using professional post-editing towards more effective MT evaluation. In *Proceedings of the Thirteenth Language Resources and Evaluation Conference*, pages 13–21, Marseille, France, June. European Language Resources Association.
- Bernadeta Griciūtė, Lifeng Han, and Goran Nenadic. 2023. Topic modelling of swedish newspaper articles about coronavirus: a case study using latent dirichlet allocation method. In *2023 IEEE 11th International Conference on Healthcare Informatics (ICHI)*, pages 627–636.
- Lifeng Han and Shaohui Kuang. 2018. Incorporating chinese radicals into neural machine translation: Deeper than character level. In *Proceedings of ESSLI-2018*, pages 54–65. Association for Logic, Language and Information (FoLLI), August.
- Lifeng Han, Gareth Jones, Alan Smeaton, and Paolo Bolzoni. 2021a. Chinese character decomposition for neural MT with multi-word expressions. In *Proceedings of the 23rd Nordic Conference on Computational Linguistics (NoDaLiDa)*, pages 336–344, Reykjavik, Iceland (Online), May 31–2 June. Linköping University Electronic Press, Sweden.
- Lifeng Han, Alan Smeaton, and Gareth Jones. 2021b. Translation quality assessment: A brief survey on manual and automatic methods. In Yuri Bizzoni, Elke Teich, Cristina España-Bonet, and Josef van Genabith, editors, *Proceedings for the First Workshop on Modelling Translation: Translatology in the Digital Age*, pages 15–33, online, May. Association for Computational Linguistics.
- Lifeng Han, Gleb Erofeev, Irina Sorokina, Serge Gladkoff, and Goran Nenadic. 2022a. Examining large pre-trained language models for machine translation: What you don't know about it. In *Proceedings of the Seventh Conference on Machine Translation (WMT)*, pages 908–919, Abu Dhabi, United Arab Emirates (Hybrid), December. Association for Computational Linguistics.
- Lifeng Han, Gleb Erofeev, Irina Sorokina, Serge Gladkoff, and Goran Nenadic. 2022b. Using massive multilingual pre-trained language models towards real zero-shot neural machine translation in clinical domain. *CoRR*, abs/2210.06068.
- Lifeng Han, Gleb Erofeev, Irina Sorokina, Serge Gladkoff, and Goran Nenadic. 2023. Investigating massive multilingual pre-trained machine translation models for clinical domain via transfer learning. In Tristan Naumann, Asma Ben Abacha, Steven Bethard, Kirk Roberts, and Anna Rumshisky, editors, *Proceedings of the 5th Clinical Natural Language Processing Workshop*, pages 31–40, Toronto, Canada, July. Association for Computational Linguistics.
- Lifeng Han. 2022. *An investigation into multi-word expressions in machine translation*. Ph.D. thesis, Dublin City University.

- Sam Henry, Kevin Buchan, Michele Filannino, Amber Stubbs, and Ozlem Uzuner. 2020. 2018 n2c2 shared task on adverse drug events and medication extraction in electronic health records. *Journal of the American Medical Informatics Association*, 27(1):3–12.
- Md Adnanul Islam, Md Saidul Hoque Anik, and ABM Alim Al Islam. 2021. Towards achieving a delicate blending between rule-based translator and neural machine translator. *Neural Computing and Applications*, 33:12141–12167.
- Hao Jiang, Chao Zhang, Zhihui Xin, Xiaoqiao Huang, Chengli Li, and Yonghang Tai. 2022. Transfer learning based on lexical constraint mechanism in low-resource machine translation. *Computers and Electrical Engineering*, 100:107856.
- Marcin Junczys-Dowmunt and Roman Grundkiewicz. 2017. An exploration of neural sequence-to-sequence architectures for automatic post-editing. In *Proceedings of the Eighth International Joint Conference on Natural Language Processing (Volume 1: Long Papers)*, pages 120–129, Taipei, Taiwan, November. Asian Federation of Natural Language Processing.
- Marcin Junczys-Dowmunt, Roman Grundkiewicz, Tomasz Dwojak, Hieu Hoang, Kenneth Heafield, Tom Necker-mann, Frank Seide, Ulrich Germann, Alham Fikri Aji, Nikolay Bogoychev, André F. T. Martins, and Alexandra Birch. 2018a. Marian: Fast neural machine translation in C++. In *Proceedings of ACL 2018, System Demonstrations*, pages 116–121, Melbourne, Australia, July. Association for Computational Linguistics.
- Marcin Junczys-Dowmunt, Kenneth Heafield, Hieu Hoang, Roman Grundkiewicz, and Anthony Aue. 2018b. Marian: Cost-effective high-quality neural machine translation in C++. In *Proceedings of the 2nd Workshop on Neural Machine Translation and Generation*, pages 129–135, Melbourne, Australia, July. Association for Computational Linguistics.
- Elaine C Khoong and Jorge A Rodriguez. 2022. A research agenda for using machine translation in clinical medicine. *Journal of General Internal Medicine*, 37(5):1275–1277.
- Aleksandar Kovačević, Azad Dehghan, Michele Filannino, John A Keane, and Goran Nenadic. 2013. Combining rules and machine learning for extraction of temporal expressions and events from clinical narratives. *Journal of the American Medical Informatics Association: JAMIA*, 20(5):859.
- Shaohui Kuang, Junhui Li, António Branco, Weihua Luo, and Deyi Xiong. 2018. Attention focusing for neural machine translation by bridging source and target embeddings. In *Proceedings of the 56th Annual Meeting of the Association for Computational Linguistics (Volume 1: Long Papers)*, pages 1767–1776, Melbourne, Australia, July. Association for Computational Linguistics.
- Dmitry Lepikhin, HyoukJoong Lee, Yuanzhong Xu, Dehao Chen, Orhan Firat, Yanping Huang, Maxim Krikun, Noam Shazeer, and Zhifeng Chen. 2020. Gshard: Scaling giant models with conditional computation and automatic sharding. In *International Conference on Learning Representations*.
- Chin-Yew Lin. 2004. ROUGE: A package for automatic evaluation of summaries. In *Text Summarization Branches Out*, pages 74–81, Barcelona, Spain, July. Association for Computational Linguistics.
- Xiao Luo, Priyanka Gandhi, Susan Storey, and Kun Huang. 2022. A deep language model for symptom extraction from clinical text and its application to extract covid-19 symptoms from social media. *IEEE Journal of Biomedical and Health Informatics*, 26(4):1737–1748.
- Sahil Manchanda and Saurabh Bhagwat. 2022. Optum’s submission to WMT22 biomedical translation tasks. In *Proceedings of the Seventh Conference on Machine Translation (WMT)*, pages 925–929, Abu Dhabi, United Arab Emirates (Hybrid), December. Association for Computational Linguistics.
- Srikanth Mujjiga, Vamsi Krishna, Kalyan Chakravarthi, and J Vijayananda. 2019. Identifying semantics in clinical reports using neural machine translation. In *Proceedings of the AAAI conference on artificial intelligence*, volume 33, pages 9552–9557.
- Mariana Neves, Antonio Jimeno Yepes, Amy Siu, Roland Roller, Philippe Thomas, Maika Vicente Navarro, Lana Yeganova, Dina Wiemann, Giorgio Maria Di Nunzio, Federica Vezzani, Christel Gerardin, Rachel Bawden, Darryl Johan Estrada, Salvador Lima-lopez, Eulalia Farre-maduel, Martin Krallinger, Cristian Grozea, and Aurelie Neveol. 2022. Findings of the WMT 2022 biomedical translation shared task: Monolingual clinical case reports. In *Proceedings of the Seventh Conference on Machine Translation (WMT)*, pages 694–723, Abu Dhabi, United Arab Emirates (Hybrid), December. Association for Computational Linguistics.

- Nhung T. H. Nguyen, Makoto Miwa, and Sophia Ananiadou. 2023. Span-based named entity recognition by generating and compressing information. In Andreas Vlachos and Isabelle Augenstein, editors, *Proceedings of the 17th Conference of the European Chapter of the Association for Computational Linguistics*, pages 1984–1996, Dubrovnik, Croatia, May. Association for Computational Linguistics.
- Kawsar Noor, Lukasz Roguski, Xi Bai, Alex Handy, Roman Klapaukh, Amos Folarin, Luis Romao, Joshua Matteson, Nathan Lea, Leilei Zhu, et al. 2022. Deployment of a free-text analytics platform at a uk national health service research hospital: Cogstack at university college london hospitals. *JMIR Medical Informatics*, 10(8):e38122.
- Oladapo Oyeboode, Chinenye Ndulue, Ashfaq Adib, Dinesh Mulchandani, Banuchitra Suruliraj, Fidelia Anulika Orji, Christine T Chambers, Sandra Meier, Rita Orji, et al. 2021. Health, psychosocial, and social issues emanating from the covid-19 pandemic based on social media comments: text mining and thematic analysis approach. *JMIR medical informatics*, 9(4):e22734.
- Kishore Papineni, Salim Roukos, Todd Ward, and Wei-Jing Zhu. 2002. Bleu: a method for automatic evaluation of machine translation. In *Proceedings of the 40th Annual Meeting of the Association for Computational Linguistics*, pages 311–318, Philadelphia, Pennsylvania, USA, July. Association for Computational Linguistics.
- Yifan Peng, Shankai Yan, and Zhiyong Lu. 2019. Transfer learning in biomedical natural language processing: An evaluation of BERT and ELMo on ten benchmarking datasets. In Dina Demner-Fushman, Kevin Bretonnel Cohen, Sophia Ananiadou, and Junichi Tsujii, editors, *Proceedings of the 18th BioNLP Workshop and Shared Task*, pages 58–65, Florence, Italy, August. Association for Computational Linguistics.
- Bethany Percha. 2021. Modern clinical text mining: a guide and review. *Annual review of biomedical data science*, 4:165–187.
- Alexandra Pomares-Quimbaya, Pilar López-Úbeda, and Stefan Schulz. 2021. Transfer learning for classifying spanish and english text by clinical specialties. In *Public Health and Informatics*, pages 377–381. IOS Press.
- Matt Post. 2018. A call for clarity in reporting BLEU scores. In *Proceedings of the Third Conference on Machine Translation: Research Papers*, pages 186–191, Belgium, Brussels, October. Association for Computational Linguistics.
- Zhaozhi Qian, Ahmed M Alaa, and Mihaela van der Schaar. 2021. Cpas: the uk’s national machine learning-based hospital capacity planning system for covid-19. *Machine Learning*, 110:15–35.
- Gurdeeshpal Randhawa, Mariella Ferreyra, Rukhsana Ahmed, Omar Ezzat, and Kevin Pottie. 2013. Using machine translation in clinical practice. *Canadian Family Physician*, 59(4):382–383.
- Ricardo Rei, Craig Stewart, Ana C Farinha, and Alon Lavie. 2020. COMET: A neural framework for MT evaluation. In *Proceedings of the 2020 Conference on Empirical Methods in Natural Language Processing (EMNLP)*, pages 2685–2702, Online, November. Association for Computational Linguistics.
- Rico Sennrich, Orhan Firat, Kyunghyun Cho, Alexandra Birch, Barry Haddow, Julian Hitschler, Marcin Junczys-Dowmunt, Samuel Läubli, Antonio Valerio Miceli Barone, Jozef Mokry, and Maria Nadejda. 2017. Nematus: a toolkit for neural machine translation. In *Proceedings of the Demonstrations at the 15th Conference of the European Chapter of the Association for Computational Linguistics*, Valencia, Spain.
- Xabier Soto, Olatz Perez-De-Vinaspre, Maite Oronoz, and Gorka Labaka. 2019. Leveraging snomed ct terms and relations for machine translation of clinical texts from basque to spanish. In *Proceedings of the Second Workshop on Multilingualism at the Intersection of Knowledge Bases and Machine Translation*, pages 8–18.
- Irena Spasic and Goran Nenadic. 2020. Clinical text data in machine learning: Systematic review. *JMIR Medical Informatics*, 8(3):e17984.
- Jörg Tiedemann and Santhosh Thottingal. 2020. OPUS-MT — Building open translation services for the World. In *Proceedings of the 22nd Annual Conferenec of the European Association for Machine Translation (EAMT)*, Lisbon, Portugal.
- Jörg Tiedemann. 2012. Parallel data, tools and interfaces in opus. In *Lrec*, volume 2012, pages 2214–2218. Citeseer.
- Chau Tran, Shruti Bhosale, James Cross, Philipp Koehn, Sergey Edunov, and Angela Fan. 2021. Facebook ai’s wmt21 news translation task submission. In *Proc. of WMT*.

- Hangyu Tu, Lifeng Han, and Goran Nenadic. 2023. Extraction of medication and temporal relation from clinical text using neural language models. In *2023 IEEE International Conference on Big Data (BigData)*, pages 2735–2744. IEEE.
- Ashish Vaswani, Noam Shazeer, Niki Parmar, Jakob Uszkoreit, Llion Jones, Aidan N. Gomez, Lukasz Kaiser, and Illia Polosukhin. 2017. Attention is all you need. In *Proceedings of the 31st Conference on Neural Information Processing System*, pages 6000–6010, Long Beach, CA, USA.
- Marta Villegas, Ander Intxaurre, Aitor Gonzalez-Agirre, Montserrat Marimon, and Martin Krallinger. 2018. The mespen resource for english-spanish medical machine translation and terminologies: census of parallel corpora, glossaries and term translations. *LREC MultilingualBIO: multilingual biomedical text processing*.
- Weixuan Wang, Xupeng Meng, Suqing Yan, Ye Tian, and Wei Peng. 2022. Huawei BabelTar NMT at WMT22 biomedical translation task: How we further improve domain-specific NMT. In *Proceedings of the Seventh Conference on Machine Translation (WMT)*, pages 930–935, Abu Dhabi, United Arab Emirates (Hybrid), December. Association for Computational Linguistics.
- Warren Weaver. 1955. Translation. *Machine Translation of Languages: Fourteen Essays*.
- Timothy J Wroge, Yasin Özkanca, Cenk Demiroglu, Dong Si, David C Atkins, and Reza Hosseini Ghomi. 2018. Parkinson’s disease diagnosis using machine learning and voice. In *2018 IEEE signal processing in medicine and biology symposium (SPMB)*, pages 1–7. IEEE.
- Yuping Wu, Lifeng Han, Valerio Antonini, and Goran Nenadic. 2022. On cross-domain pre-trained language models for clinical text mining: How do they perform on data-constrained fine-tuning? *arXiv preprint arXiv:2210.12770*.
- Hui Yang, Irena Spasic, John A Keane, and Goran Nenadic. 2009. A text mining approach to the prediction of disease status from clinical discharge summaries. *Journal of the American Medical Informatics Association: JAMIA*, 16(4):596.
- Lana Yeganova, Dina Wiemann, Mariana Neves, Federica Vezzani, Amy Siu, Inigo Jauregi Unanue, Maite Oronoz, Nancy Mah, Aurélie Névéal, David Martinez, Rachel Bawden, Giorgio Maria Di Nunzio, Roland Roller, Philippe Thomas, Cristian Grozea, Olatz Perez-de Viñaspre, Maika Vicente Navarro, and Antonio Jimeno Yepes. 2021. Findings of the WMT 2021 biomedical translation shared task: Summaries of animal experiments as new test set. In *Proceedings of the Sixth Conference on Machine Translation*, pages 664–683, Online, November. Association for Computational Linguistics.
- Biao Zhang, Ankur Bapna, Rico Sennrich, and Orhan Firat. 2021. Share or not? learning to schedule language-specific capacity for multilingual translation. In *Ninth International Conference on Learning Representations 2021*.
- Ziwei Zhu, Zhang Xingming, Guihua Tao, Tingting Dan, Jiao Li, Xijie Chen, Yang Li, Zhichao Zhou, Xiang Zhang, Jinzhao Zhou, et al. 2021. Classification of covid-19 by compressed chest ct image through deep learning on a large patients cohort. *Interdisciplinary Sciences: Computational Life Sciences*, 13:73–82.

Appendix

```

MarianMTModel(
  (model): MarianModel(
    (shared): Embedding(65001, 512, padding_idx=65000)
    (encoder): MarianEncoder(
      (embed_tokens): Embedding(65001, 512, padding_idx=65000)
      (embed_positions): MarianSinusoidalPositionalEmbedding(512, 512)
      (layers): ModuleList(
        (0-5): 6 x MarianEncoderLayer( (self_attn): MarianAttention(
          (k_proj): Linear(in_features=512, out_features=512, bias=True)
          (v_proj): Linear(in_features=512, out_features=512, bias=True)
          (q_proj): Linear(in_features=512, out_features=512, bias=True)
          (out_proj): Linear(in_features=512, out_features=512,
bias=True))
          (self_attn_layer_norm): LayerNorm((512,), eps=1e-05,
elementwise_affine=True)
          (activation_fn): SiLUActivation()
          (fc1): Linear(in_features=512, out_features=2048, bias=True)
          (fc2): Linear(in_features=2048, out_features=512, bias=True)
          (final_layer_norm): LayerNorm((512,), eps=1e-05,
elementwise_affine=True) ))
      (decoder): MarianDecoder(
        (embed_tokens): Embedding(65001, 512, padding_idx=65000)
        (embed_positions): MarianSinusoidalPositionalEmbedding(512, 512)
        (layers): ModuleList(
          (0-5): 6 x MarianDecoderLayer( (self_attn): MarianAttention(
            (k_proj): Linear(in_features=512, out_features=512, bias=True)
            (v_proj): Linear(in_features=512, out_features=512, bias=True)
            (q_proj): Linear(in_features=512, out_features=512, bias=True)
            (out_proj): Linear(in_features=512, out_features=512,
bias=True))
            (activation_fn): SiLUActivation()
            (self_attn_layer_norm): LayerNorm((512,), eps=1e-05,
elementwise_affine=True)
            (encoder_attn): MarianAttention(
              (k_proj): Linear(in_features=512, out_features=512, bias=True)
              (v_proj): Linear(in_features=512, out_features=512, bias=True)
              (q_proj): Linear(in_features=512, out_features=512, bias=True)
              (out_proj): Linear(in_features=512, out_features=512,
bias=True))
              (encoder_attn_layer_norm): LayerNorm((512,), eps=1e-05,
elementwise_affine=True)
              (fc1): Linear(in_features=512, out_features=2048, bias=True)
              (fc2): Linear(in_features=2048, out_features=512, bias=True)
              (final_layer_norm): LayerNorm((512,), eps=1e-05,
elementwise_affine=True) ))))
          (lm_head): Linear(in_features=512, out_features=65001, bias=False)

```

Figure 12: MarianNMT Fine-Tuning Parameters: Encoder and Decoder with 6+6 Layers

```

M2M100ForConditionalGeneration(
  (model): M2M100Model(
    (shared): Embedding(128009, 2048, padding_idx=1)
    (encoder): M2M100Encoder(
      (embed_tokens): Embedding(128009, 2048, padding_idx=1)
      (embed_positions): M2M100SinusoidalPositionalEmbedding()
      (layers): ModuleList(
        (0-23): 24 x M2M100EncoderLayer(
          (self_attn): M2M100Attention(
            (k_proj): Linear(in_features=2048, out_features=2048, bias=True)
            (v_proj): Linear(in_features=2048, out_features=2048, bias=True)
            (q_proj): Linear(in_features=2048, out_features=2048, bias=True)
            (out_proj): Linear(in_features=2048, out_features=2048, bias=True) )
          (self_attn_layer_norm): LayerNorm((2048,), eps=1e-05, elementwise_affine=True)
          (activation_fn): ReLU()
          (fc1): Linear(in_features=2048, out_features=16384, bias=True)
          (fc2): Linear(in_features=16384, out_features=2048, bias=True)
          (final_layer_norm): LayerNorm((2048,), eps=1e-05, elementwise_affine=True))
        ...)
      (layer_norm): LayerNorm((2048,), eps=1e-05, elementwise_affine=True) )
    (decoder): M2M100Decoder(
      (embed_tokens): Embedding(128009, 2048, padding_idx=1)
      (embed_positions): M2M100SinusoidalPositionalEmbedding()
      (layers): ModuleList(
        (0-23): 24 x M2M100DecoderLayer(
          (self_attn): M2M100Attention(
            (k_proj): Linear(in_features=2048, out_features=2048, bias=True)
            (v_proj): Linear(in_features=2048, out_features=2048, bias=True)
            (q_proj): Linear(in_features=2048, out_features=2048, bias=True)
            (out_proj): Linear(in_features=2048, out_features=2048, bias=True)
          )
          (activation_fn): ReLU()
          (self_attn_layer_norm): LayerNorm((2048,), eps=1e-05, elementwise_affine=True)
          (encoder_attn): M2M100Attention(
            (k_proj): Linear(in_features=2048, out_features=2048, bias=True)
            (v_proj): Linear(in_features=2048, out_features=2048, bias=True)
            (q_proj): Linear(in_features=2048, out_features=2048, bias=True)
            (out_proj): Linear(in_features=2048, out_features=2048, bias=True)
          )
          (encoder_attn_layer_norm): LayerNorm((2048,), eps=1e-05, elementwise_affine=True)
          (fc1): Linear(in_features=2048, out_features=16384, bias=True)
          (fc2): Linear(in_features=16384, out_features=2048, bias=True)
          (final_layer_norm): LayerNorm((2048,), eps=1e-05, elementwise_affine=True))
        ...)
      (layer_norm): LayerNorm((2048,), eps=1e-05, elementwise_affine=True) )
    (lm_head): Linear(in_features=2048, out_features=128009, bias=False) )
  )
)

```

Figure 13: M2M-100 Model Structure For Conditional Generation: Encoder and Decoder Parameters with 24+24 Layers