

GENIXER: Empowering Multimodal Large Language Model as a Powerful Data Generator

Henry Hengyuan Zhao¹, Pan Zhou^{2,3†}, and Mike Zheng Shou^{1†}

¹ Show Lab, National University of Singapore, Singapore

² Singapore Management University, Singapore

³ Sea AI Lab, Singapore

Abstract. Multimodal Large Language Models (MLLMs) demonstrate exceptional problem-solving capabilities, but there is limited research focusing on their ability to generate data by converting unlabeled images into visual instruction tuning data. To this end, this paper is the first to explore the potential of empowering MLLM to generate data rather than prompting GPT-4. We introduce GENIXER, a holistic data generation pipeline consisting of four key steps: (i) instruction data collection, (ii) instruction template design, (iii) empowering MLLMs, and (iv) data generation and filtering. Additionally, we outline two modes of data generation: task-agnostic and task-specific, enabling controllable output. We demonstrate that a synthetic VQA-like dataset trained with LLaVA1.5 enhances performance on 10 out of 12 multimodal benchmarks. Additionally, the grounding MLLM Shikra, when trained with a REC-like synthetic dataset, shows improvements on 7 out of 8 REC datasets. Through experiments and synthetic data analysis, our findings are: (1) current MLLMs can serve as robust data generators without assistance from GPT-4V; (2) MLLMs trained with task-specific datasets can surpass GPT-4V in generating complex instruction tuning data; (3) synthetic datasets enhance performance across various multimodal benchmarks and help mitigate model hallucinations. The data, code, and models can be found at <https://github.com/zhaohengyuan1/Genixer>.

Keywords: Multimodal Large Language Model · Instruction Tuning

1 Introduction

Large Language Models (LLMs) [2, 6, 20, 52] have achieved remarkable success in tackling complex natural language tasks. This progress has recently extended to Multimodal Large Language Models (MLLMs) [3, 10, 17, 20, 21, 25, 34, 40, 55, 63, 74, 78, 80]. These MLLMs exhibit exceptional ability to address many multimodal tasks, but the ability to generate visual instruction data remains an underexplored area. To bridge this gap, this paper delves into converting unlabeled images to visual instruction tuning data.

[†]Corresponding author

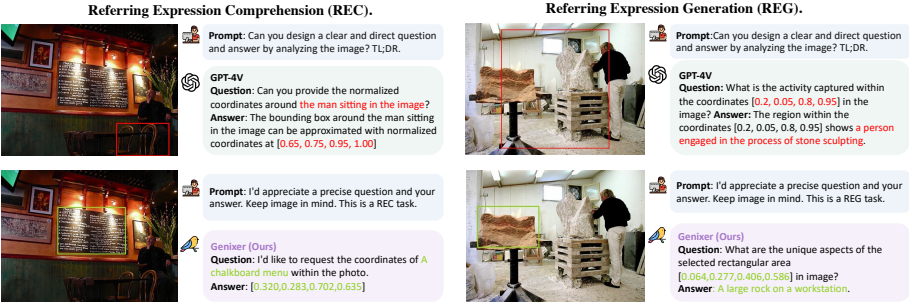


Fig. 1: Two unsatisfied generation examples from GPT-4V [53]. Our proposed data generator GENIXER_S is capable of generating complex multimodal data such as REC and REG data, whereas GPT-4V fails to generate the correct bounding box.

Recent MLLMs [3, 9, 10, 14, 17, 21, 39, 68] demonstrate that the visual instruction data is essential for multimodal learning. Currently, the data used for model training mainly comes from two ways: (1) reformulating current vision-language datasets into instruction-following style and (2) prompting GPT-4 to create the visual instruction datasets. For the first way, models like InstructBLIP [17] trained on traditional VL tasks, such as visual question answering (VQA) and image captioning, demonstrate effectiveness on downstream tasks. However, the datasets of these tasks suffer from a limitation in image diversity, as most of them originate from the COCO dataset [38], potentially restricting the model generalization ability. For the other way, LLaVA [39], Shikra [10], and ShareGPT4V [11] propose prompting GPT-4 to produce the additional visual instruction tuning data. The primary limitations of prompting GPT-4 are threefold: (1) high financial costs for large-scale dataset creation. (2) uncontrollable for task-specific instruction dataset creation. (3) inferior performance on some complex tasks such as Referring Expression Comprehension (REC) as illustrated in Fig. 1. Therefore, considering the above issues, we would like to explore another way of generating visual instruction tuning data by training an MLLM primary on data generation. The benefits are twofold: (1) there are no additional data generation financial costs, and (2) It is flexible to produce visual instruction data for arbitrary unlabeled images.

In this work, we categorize visual instruction tuning data generation into two modes: task-specific data generation and task-agnostic data generation. Task-specific data generation is used to build synthetic datasets tailored to explicit task types, while the task-agnostic mode converts unlabeled images into various task types. To achieve this goal, we introduce a new pipeline GENIXER, as illustrated in Fig. 2, which consists of four key steps: (i) instruction data collection, (ii) instruction template design, (iii) empowering MLLM, and (iv) data generation and filtering. In the first step, we focus on collecting prevalent and representative VL tasks as the sources for task-specific data generation. The second step involves meticulously designing two-level instruction templates to enable controlled data generation for task-specific and task-agnostic. In the third step, we select two representative MLLMs, LLaVA1.5 and Shikra, to cover

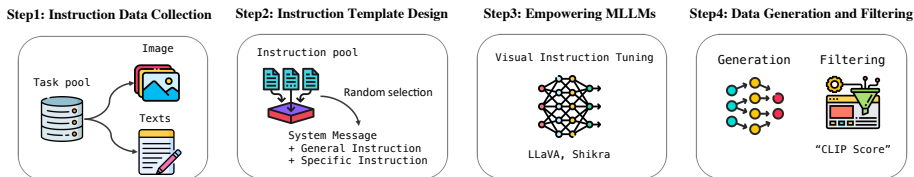


Fig. 2: The illustration of our proposed automatic data generation pipeline GENIXER.

two main VL task groups: generic tasks and grounding tasks. Both MLLMs are trained to generate instruction data based on their possessed multimodal understanding. In the fourth step, to ensure the quality of the synthetic data, we propose to remove incorrect data samples with two newly introduced automatic data filtering pipelines.

Depending on the proposed GENIXER, we build two visual instruction tuning datasets, Genixer-915K and Genixer-350K, for VQA and REC tasks, respectively. Our experimental results show that training with 915K VQA-like data improves LLaVA1.5 [39] on 10 out of 12 multimodal datasets and benchmarks, such as 3.8% improvement on Vizwiz [23], 2.7% on SienceQA [46], 37.7% on MME. Additionally, learning with 350K REC-like synthetic data, Shikra shows consistent improvements on 7 out of 8 REC datasets. Apart from quantitative evaluation, the human study and dataset analysis demonstrate the diversity and effectiveness of generated instruction tuning data as in Sec. 4.1 and 4.2. By visualizing the examples of different task types in Fig. 3, one can see that our GENIXER is successful in producing long and meaningful answers on some challenging tasks such as Multi-turn Dialogue, PointQA, and Referential Dialogue.

Overall, our approach yielded three main findings: (1) MLLMs trained using our pipeline, even without the assistance of GPT-4V, can produce visual instruction data of comparable quality. (2) MLLMs trained with our pipeline excel at generating more complex instruction tuning data than GPT-4V. (3) Synthetic datasets significantly improve MLLMs’ performance on various multimodal benchmarks and help mitigate hallucinations in the models. In summary, our contributions are as follows:

- We present a holistic data generation pipeline, **GENIXER**, capable of generating diverse visual instruction tuning data from unlabeled images.
- We contribute two open-source data generator models **GENIXER_L** and **GENIXER_S** for advancing data creation in multimodal domains.
- We contribute two high-quality multimodal datasets, **Genixer-915K** and **Genixer-350K**, for enhancing other MLLMs in multiple benchmarks.

2 Related Work

Multimodal Large Language Models. Large Language Models (LLMs) showcased the remarkable complicated reasoning abilities. Some well-known open-sourced LLMs include FlanT5 [16], OPT [79], LLaMA [65], Vicuna [15]

and LLaMA-2 [66] show exceptional reasoning ability of solving math, codes problems. By leveraging these LLMs, a surge of multimodal modes [3, 7–10, 17, 20, 24, 25, 32, 36, 40, 43, 44, 47, 51, 55, 68, 69, 74, 80] are proposed to integrate the visual information for diverse multimodal reasoning tasks such as image captioning [1, 12, 76] and visual question answering [22, 23, 26, 50]. LLaVA [40] is a pioneering approach that adopts a single linear layer to project the visual features extracted by CLIP [57] encoder to the input of LLM. Different from LLaVA, InstructBLIP [17] employs an instruction-aware feature extractor and obtains advanced performance on various tasks building upon the pre-trained BLIP2 [36]. Besides focusing on traditional multimodal tasks, some studies [8, 10, 58, 59, 72, 75] focus on solving the grounding tasks with the power of LLMs. Shikra [10] and Ferret [8] pay attention to curating the visual instruction data, and PVIT [8] employs the region-based vision encoder. Except for these MLLMs, CogVLM [68], Qwen-VL [3], and Kosmos-2 [55] explore adopting a billion-scale pertaining data corpus to enhance the model generalization ability and robustness.

Multimodal Instruction Data. High-quality visual instruction data is crucial for training an MLLM. Two main setups are as follows: 1) Transforming the current vision-language datasets into the instruction tuning format, e.g., InstructBLIP. Such choice is limited by the diversity of image sources. 2) Some approaches LLaVA, VisionLLM [69], and Shikra, resort to prompting the GPT-4 [52] language model to generate corresponding instruction data. This way requires the image datasets to have enough captions or region-based annotations (e.g., bounding boxes), which heavily restricts the data scale. Additionally, prompting commercial LLMs incurs high costs, and even GPT-4V [53] may not address the data generation effectively on some specific tasks, as illustrated in Fig. 1. Recently, some works [70, 71] in natural language processing domains propose to generate text instruction tuning datasets for performance improvements. In the multimodal domain, some works have also been proposed to address image caption data generation [11] and text-centric instruction tuning data generation [64]. However, both approaches rely on prompting GPT-4V or Gemini Pro to build their synthetic datasets. Unlike these works, we introduce GENIXER, an innovative pipeline that explores the capabilities of MLLMs to generate high-quality visual instruction data without assistance from current Commercial LLMs. Our approach is the first to demonstrate the effectiveness of training current MLLMs to generate task-specific visual instructing tuning data and improve the MLLMs on several multimodal datasets and benchmarks.

3 GENIXER: An Automatic Visual Instruction Tuning Data Generation Pipeline

Though current MLLMs [3, 39, 68] show exceptional capability of handling various multimodal tasks, rare works concentrate on visual instruction tuning data generation. To this end, We propose GENIXER, as illustrated in Fig. 2, which is a novel pipeline that contains four key steps, including 1) instruction

Table 1: The statistic of tasks and datasets for training GENIXER. We categorize the VL tasks into two categories: generic tasks and grounding tasks. Counting110K[†] is built by ourselves derived from PointQA [48]. POPE[‡] refers to the object hallucination dataset generated by ourselves via the pipeline provided in POPE [37].

Category	Task	Dataset	Size
Generic	Common VQA	VQAv2, GQA, Counting110K [†] , POPE [‡]	583K
	Adv VQA	POPE [‡]	20K
	MC VQA	A-OKVQA	17K
	MD	VQAv2, LLaVA-Conv-58K	108K
Grounding	REC	VG, RefCOCO	1M
	REG	VG, RefCOCO	1M
	PointQA	PointQA Local, Visual7W	218K
	Q→C ^{Box} A	Shikra (GPT-4 Generated)	4K
	RD	Shikra (GPT-4 Generated)	1.8K

data collection, 2) instruction template design, 3) empowering MLLMs, and 4) data generation and filtering. In the following, we will elaborate on these four key steps.

3.1 Instruction Data Collection

In accordance with the prevalence and practical relevance of real-world VL tasks, we carefully select nine representative tasks as listed in Tab. 1, including Common Visual Question Answering (Common VQA), Adversarial-based VQA (Adv VQA), Multi-choice VQA (MC VQA), Multi-turn Dialogue (MD), Referring Expression Comprehension (REC), Referring Expression Generation (REG), PointQA, Q→C^{Box}A and Referential Dialogue (RD). We divide these tasks into two main categories, **generic tasks** and **grounding tasks**.

3.2 Instruction Template Design

In an automatic data generation context, where image content is agnostic, preemptively determining the specific task type becomes particularly daunting, especially when it involves large-scale data creation purposes. Hence, we consider two key modes for visual instruction data generation: 1) task-agnostic data generation and 2) task-specific data generation.

Two-level Instructions. We propose a two-level instruction template for controlling the task type of generated visual instruction tuning data. The instruction template is as follows:

```
<s> SYSTEM MESSAGE. USER: <image> Generic Instruction. Specific Instruction. ASSISTANT: Question: <question> Answer: <answer> </s>
```

The tags <image>, <question>, and <answer> serve as placeholders for inserting the tokens of the image, question, and answer, respectively. **Question:**



Fig. 3: Selected examples generated from GENIXER_L and GENIXER_S. The examples include Common VQA, Adv VQA, MC VQA, MD, and five grounding tasks.

<question> Answer: <answer> is the model response that needs to be predicted in a left-to-right text generation manner.

Regarding **Generic Instruction**, it allows the model to generate arbitrary types of instruction tuning data referred to as mode 1. During training, we randomly select one of 58 handwritten instructions each time. For instance, *“Please provide a clear and direct question and answer after examining the image”*. Then, for **Specific Instruction**, it is designed to determine the specific task type, such as *“This is a Common VQA task”*, allowing us to control the task type referred to as mode 2.

Controlling Constant. During the training phase, we set a constant τ for controlling the ratio of training samples that are exclusive with **Generic Instruction**. Consequently, in the inference phase, the model is able to switch the mode by adding specific instructions or not. For example, as illustrated in

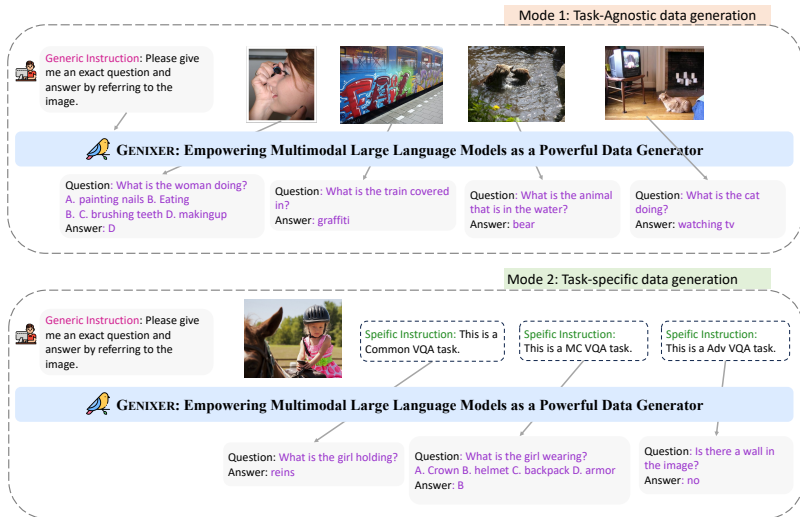


Fig. 4: A demonstration of two proposed instruction modes during the inference phase.

Fig. 4, the model is capable of generating various types of data in the absence of specific instructions. Simultaneously, it can produce specific outputs when guided by a detailed prompt, like “This is an MC VQA task”.

3.3 Empowering Current MLLMs

To train an MLLM with the ability of data generation, we leverage the two remarkable MLLMs, LLaVA1.5 and Shikra, as the backbone models for generic and grounding task generation. Consequently, we obtain two data generators, GENIXER_L and GENIXER_S.

Overall Framework of GENIXER_L and GENIXER_S. For brevity, we denote the MLLM model as F_M , the generic and specific instructions as X_G and X_S . Then, given an image X_I , training objective is to make F_M to generate question X_q and corresponding answer X_a :

$$X_q, X_a = F_M(X_G, X_S, X_I). \quad (1)$$

To this end, we follow previous MLLMs [17, 39], and design the training objective in an autoregressive manner:

$$\max \sum_{i=1}^L \log p(X_o | (X_G, X_S, X_I)) = \prod_i^L p_\theta(x_i | (X_G, X_S, X_I, X_{o, < i})), \quad (2)$$

where X_o is the whole sentence compose X_q and X_a , and x_i is current prediction token. L is the length of the model response sequence. θ denotes the total trainable parameters in F_M (e.g., the parameters of projector and LLM with LLaVA1.5 backbone).

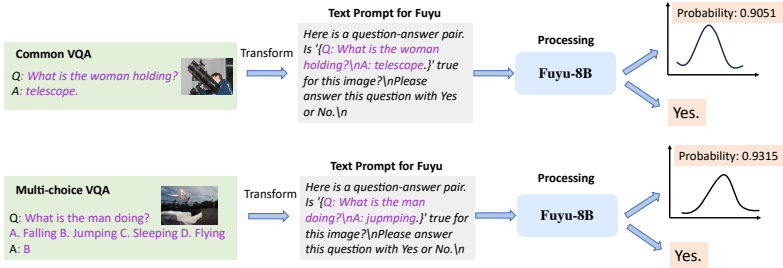


Fig. 5: The illustration of proposed Fuyu-driven data filtering framework. The outputs of the framework compose a probability and a direct answer.

Training of GENIXER_L. GENIXER_L trains the pretrained LLaVA1.5 [39] for four kinds of generic tasks, including Common VQA, Adv VQA, MC VQA, and MD. As summarized in Tab. 1, we only sample a subset of original datasets from these task types for training efficiency. The controlling constant τ is set to 0.2, 0.2, 0.5, and 0.2, respectively. The different ratios are because of the different data sizes of these task types. These values are chosen manually to keep the training data balanced. Finally, we use AdamW [42] optimizer with a learning rate of 1×10^{-5} and a batch size of 128 for one epoch training takes about 14 hours.

Training of GENIXER_S. We utilize the Shikra as the backbone model to train an MLLM with the ability to generate grounding task data. As shown in Tab. 1, the dataset size for RD is relatively small. To counteract potential biases in the generation, GENIXER_S that finetunes a SoTA model Shikra [10] on region-based tasks adopts two-phased training. The first phase focuses on the REC and REG data generation. In the second phase, GENIXER_S adds PointQA, $Q \rightarrow C^{Box} A$, and RD data while deliberately reducing REC and REG data for data trade-off. To train the GENIXER_S, we set the τ equal to 0.5 for each task type. We utilize the AdamW optimizer, applying learning rates of 3×10^{-5} for the first phase and 1×10^{-5} for the second phase. The batch sizes are set to 128 and 64, respectively.

3.4 Automatic Data Generation and Filtering

Here, we introduce the image sources used for data generation. Additionally, recognizing that there are no ready-made state-of-the-art models available for the VQA data filtering, we introduce two data filtering pipelines to remove the incorrect data samples, which is essential for subsequent model training.

Data Generation and Filtering of GENIXER_L on The Generic Tasks.

We utilize the mixed dataset comprising 558K images from the LAION [60], CC3M [61], and SBU [54], as described in [40], and further adopt the 830K images from the original SBU datasets. We directly feed these 1.4M images to the trained GENIXER_L and then designate the specific instruction $X_S = \text{“This is the Common VQA task”}$, and finally we produce the 1.4M raw data samples.

To assess the quality of generic task data, we design a Fuyu-driven data filtering framework to automatically filter the samples, which may include incorrect questions or incorrect answers. We design the text prompt as follows:

Here is a question-answer pair. Is $\{Q:X_q \setminus nA:X_a\}$ true for this image? $\setminus n$
Please answer this question with Yes or No. $\setminus n$

For filtering Common VQA and Adv VQA tasks, we substitute the variables X_q and X_a with the generated questions and answers, respectively. In the case of MC VQA evaluation, we replace the option letter (e.g., “B”) with the corresponding option content (e.g., “Jumping”) and then convert the format to match that of Common VQA for processing by Fuyu-8B [5], as shown in Fig. 5. For the MD task, we decompose multi-turn dialogue into individual single-turn instances for filtering.

Rather than prompt Fuyu-8B to directly output “Yes” or “No” as the filtering label, we calculate the probability of predicting the “Yes”. To this end, we restrict the output to either Yes or No and then calculate the probability of the output logits as follows:

$$P(Y_r|X_I, X_q, X_a) = \prod_i^L p(y_i|X_I, X_q, X_{a,<i}), \quad (3)$$

where Y_r is the predicted response and L is the length the total response sequence. Then, we propose a threshold λ to control the filtering in the following manner:

$$S^n = \begin{cases} \text{True, if } Y_r = \text{Yes and } P(Y_r^n) > \lambda \\ \text{False, if } Y_r = \text{Yes and } P(Y_r^n) \leq \lambda \\ \text{False, if } Y_r = \text{No,} \end{cases} \quad (4)$$

where S^n is the filter label representing keeping or removing the current sample. $P(Y_r^n)$ denotes the probability of the result “Yes” of n -th candidates. By setting $\lambda = 0.7$, we filter the 1.4M raw VQA triplets to 915K instances. We name this VQA-like synthetic dataset **Genixer-915K**.

Data Generation and Filtering of GENIXER_S on The Grounding Tasks.

GENIXER_S adopts the same image resources in generic tasks for generating grounding-based instruction tuning data. After feeding the 1.4M image corpus to GENIXER_S by set the data type as REC, we get 1.4M raw data.

To assess the quality of these REC data, we propose a CLIP-driven data filtering framework. Specifically, we first use the regular expression to extract the text expression and region coordinates from the raw generated sentence and then conduct the following three steps to filter the generated data in a coarse-to-fine manner. 1) Removing the wrong question or answer formats (e.g., wrong coordinate format). 2) Removing the bonding box whose width or height is smaller than 50. 3) Employing OpenCLIP-L [27] model for calculating the similarity score between the text expression and their corresponding image region, discarding samples with CLIP scores below 0.6. For example, consider one REC

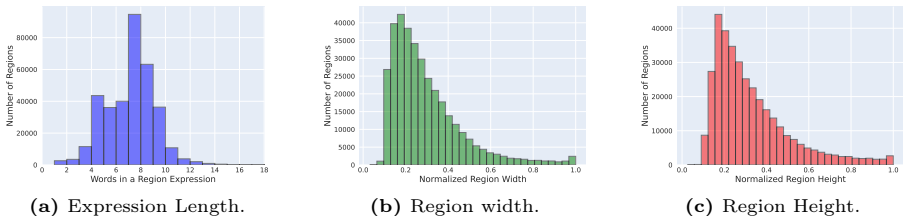


Fig. 7: The statistics of REC-like dataset Genixer-350K.

Table 2: Fuyu-8B evaluation result on Flickr30K image dataset. Accuracy refers to the “Yes” prediction. Prob. represents the probability.

Data Type	Accuracy($\sim\%$)	Average Prob.
Common VQA	82.4	0.8186
MC VQA	87.8	0.8721
MD	82.5	0.8252

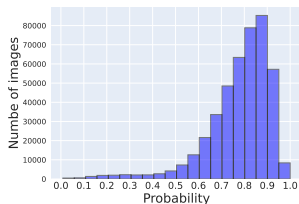


Fig. 8: The distribution of the probability by Fuyu-8B evaluation on Genixer-915K.

4.2 Human Evaluation

We conduct the human evaluation to manually analyze the generated question type and corresponding correctness. We employ GENIXER_L to generate QA samples without specific the data type. Since the image content can affect the generation types, we randomly chose 100 images from the COCO validation set as the held-in set and 100 images from Flickr30K as the held-out set. As shown in Tab. 4, we divide the questions into seven types, such as “Action” and “Color”. One can observe that “Object Type” and “Relative position” are the two most popular question types of both held-in and held-out datasets. Among held-in samples, “Action” question also has a notable proportion with 92% correctness. Different from the held-in set, 38 out of 100 samples belong to “Object Type” and 23 out of 100 “Relative Position” in the held-out set. In all of these types, the correctness of held-in dataset is slightly higher than held-out dataset.

4.3 Evaluation via Training MLLMs

Unless specifically stated otherwise, all experiments were conducted on an 8 Nvidia A100 (40G) GPU setup.

Evaluation on General Tasks.

Benchmarks. Following the baseline LLaVA1.5 [39], we evaluate the enhanced model on 12 multimodal datasets and benchmarks. We select five generic VQA datasets, including VQAv2 [22], GQA [26], VizWiz [23], ScienceQA [46], and TextVQA [62]. We test the multimodal benchmarks on MME [18], MMBench [41],

Table 3: Comparison of images, objects, and average length between Genixer-350K with other visual grounding datasets.

Dataset	Images	Objects	Avg. Length
Flickr Entities [56]	31,783	275,775	-
RefCOCOg [49]	26,711	54,822	8.43
RefCOCO [30]	19,994	50,000	3.61
RefCOCO+ [30]	19,992	49,856	3.53
Visual Genome [31]	108,077	4,102,818	-
Genixer-350K	350,000	447,801	6.67

Table 4: The human evaluation on 100 randomly selected examples from held-in (COCO Val) and held-out (Flickr30K) datasets.

Question Type	Held-in (COCO val)		Held-out (Flickr30K)	
	#Samples	Correct (~%)	#Samples	Correct (~%)
Action	13	92	17	88
Color	8	75	4	75
Counting	6	83	3	66
Object Type	23	87	38	76
Relative Position	32	75	23	65
Yes/No	2	50	4	100
Others	16	81	11	82

SEED-Bench [35], LLaVA-Bench [40] and MM-Vet [77]. Additionally, we also test the model on hallucination benchmark POPE [37].

Main results. As pointed out in [17] and [39], the ratio of dataset mixture is critical for the model training. We proceed to add the large-scale synthetic dataset Genixer-915K into the pretraining stage rather than the finetuning stage for a fair comparison, adhering to the same training protocols utilized by LLaVA1.5. For the finetuning stage, we meticulously curated 8K VQA-like data samples, selected based on Fuyu-8B’s probability range of 0.5 to 0.7 with the image resource from SBU [54]. The probability range was chosen based on findings that higher probabilities correlate with simpler, more straightforward VQA instances. By selecting data within this specific range, our model can learn more challenging VQA samples. From Tab. 5, one can observe consistent enhancements across 10 out of 12 benchmarks compared with vanilla LLaVA1.5. Indeed, on several tasks, our generated data can make significant improvements, e.g., 3.8% on VizWiz, 2.9% on SciencQA, and 37.7 scores on the MME benchmark. While the improvement in the SEED benchmark is not as obvious as we initially expected, this is primarily because the synthetic data belongs to the Common VQA type while many questions of SEED require outside knowledge to solve which is out of the scope of Genixer-915K. The performance on LLaVA-Bench^W and MM-Vet shows a slight decline, possibly due to their smaller scale and the utilization of GPT-4 as the evaluation metric. This could introduce additional uncertainty and potential biases into the results.

Evaluation on Grounding Tasks.

Benchmarks. Following the baseline model Shikra [10], we test the enhanced model on REC tasks. We use the test datasets RefCOCO [30], RefCOCO+ [30], RefCOCOg [49].

Main results. Here, we adopt Shikra [10] as the model to evaluate the quality of Genixer-350K produced by GENIXER_S. Adhering to Shikra’s published code, we incorporate our synthetic data into the training phases, maintaining consistent training iterations to ensure a fair comparison. Tab. 6 shows the improvement on 7 out of 8 test datasets with a non-trivial average boost of 0.6%. These findings imply that our pipeline can be an alternative approach to generate grounding-based instruction tuning data, which is typically challeng-

Table 5: Comparison with SoTA methods on 12 benchmarks. * represents the train set used in training. All abbreviated names of benchmarks are following [39]. † indicates results we reproduced since the original results could not be replicated, as mentioned by the author in the corresponding GitHub issue.

Method	LLM	VQA ^{v2}	GQA	VizWiz	SQA [†]	VQA ^T	POPE	MME	MMB	MMB ^{CN}	SEED [†]	LLaVA ^W	MM-Vet
BLIP-2 [36]	Vicuna-13B	41.0	41.3	19.6	61.0	42.5	85.3	1293.8	-	-	49.7	38.1	22.4
InstructBLIP [17]	Vicuna-7B	-	49.2	34.5	60.5	50.1	-	-	36.0	23.7	58.8	60.9	26.2
InstructBLIP [17]	Vicuna-13B	-	49.5	33.4	63.1	50.7	78.9	1212.8	-	-	-	58.2	25.6
Shikra [10]	Vicuna-13B	77.4*	-	-	-	-	-	-	58.8	-	-	-	-
IDEFICS-9B [33]	LLaMA-7B	50.9	38.4	35.5	44.2	25.9	-	-	48.2	25.2	44.5	-	-
IDEFICS-80B [33]	LLaMA-65B	60.0	45.2	36.0	<u>68.9</u>	30.9	-	-	54.5	38.1	53.2	-	-
Qwen-VL [3]	Qwen-7B	<u>78.8*</u>	59.3*	35.2	67.1	63.8	-	-	38.2	7.4	62.3	-	-
Qwen-VL-Chat [3]	Qwen-7B	78.2*	57.5*	38.9	68.2	<u>61.5</u>	-	1487.5	60.6	56.7	65.4	-	-
LLaVA-1.5	Vicuna-7B	78.5*	<u>62.0*</u>	<u>50.0</u>	66.8	58.2	<u>85.9</u>	<u>1465.0</u> [†]	<u>64.3</u>	<u>58.3</u>	<u>66.2</u>	65.4	31.1
LLaVA-1.5+G-910K(ours)	Vicuna-7B	79.1*	63.1*	53.8	69.7	59.0	87.3	1502.7	65.3	59.4	66.6	<u>64.0</u>	<u>30.1</u>

Table 6: Results on Referring Expression Comprehension (REC) task.

Method	RefCOCO			RefCOCO+			RefCOCOg		Avg
	val	test-A	test-B	val	test-A	test-B	val	test	
GPV-2 [29]	51.59	-	-	-	-	-	-	-	-
OFA-L [67]	79.96	83.67	76.39	68.29	76.00	61.75	67.57	67.58	72.65
Unified-IO [45]	78.60	-	-	-	-	-	-	-	-
OFASys [4]	-	80.10	-	-	-	-	-	-	-
VisionLLM-H [69]	-	86.70	-	-	-	-	-	-	-
UNITER [13]	81.41	87.04	74.17	75.90	81.45	66.70	74.02	68.67	76.17
VILLA [19]	82.39	87.48	74.84	76.17	81.54	66.84	76.18	76.71	77.77
UniTAB [73]	86.32	88.84	80.61	78.70	83.22	69.48	79.96	79.97	80.89
MDETR [28]	86.75	89.58	81.41	79.52	84.09	70.62	81.64	80.89	81.81
Shikra [10]	87.01	90.61	80.24	81.60	87.36	72.12	82.27	82.19	82.92
Shikra _{+G-350K(ours)}	87.48	91.05	81.77	81.89	87.43	73.14	81.99	83.15	83.49

ing for manually labeling and not satisfied for prompting GPT-4V, as shown in Fig. 1.

Performance on Genixer. As illustrated in Tab. 2 and Fig. 8, GENIXER_L showcases a superior capability of generating high-quality data. It is natural for us to investigate the performance of GENIXER_L. Accordingly, we evaluate GENIXER_L and report its results in Tab. 7, which refers to the setting ZS. One can observe the minor declines in performance on the GQA, ScienceQA, and SEED, alongside a modest enhancement on VQAv2, VizWiz, and POPE. Such results are due to the exclusive training on generating instruction tuning data. Thus, for a fair comparison to investigate the capability of GENIXER_L, we proceeded to retrain the GENIXER_L with the mixture of the 665K finetuning dataset used in LLaVA1.5 and the datasets for training GENIXER_L for one epoch following the same training protocols. The outcomes of this process are presented as MixT in Tab. 7, where we witnessed significant improvements across all six benchmarks.

Table 7: Performance of GENIXER_L on 6 representative benchmarks.

Method	Setting	VQAv2	GQA	VizWiz	SQA ¹	POPE	SEED ¹
LLaVA1.5	-	78.5	62.0	50.0	66.8	85.9	66.2
GENIXER _L	ZS	79.7 _{+1.2}	61.3 _{-0.7}	50.8 _{+0.8}	65.6 _{-1.2}	86.0 _{+0.1}	65.6 _{-0.6}
GENIXER _L	MixT	80.2 _{+1.7}	63.1 _{+1.1}	54.1 _{+4.1}	67.1 _{+0.3}	87.5 _{+1.6}	67.1 _{+0.9}

Table 8: The effect of Data scales on synthetic VQA-like dataset.

Dataset	VQAv2	GQA	VizWiz	SQA ¹	POPE	SEED ¹
Baseline	78.5	62.0	50.0	66.8	85.9	66.2
Genxier-300K	79.0	62.9	52.7	68.5	87.1	65.8
Genxier-610K	79.0	63.1	53.7	69.2	87.2	66.2
Genxier-915K	79.1	63.1	53.8	69.7	87.3	66.6

Table 9: The effect of different probability threshold λ .

Setting	Size	VQAv2	GQA	VizWiz	SQA ¹	POPE	SEED ¹
Baseline	-	78.5	62.0	50.0	66.8	85.9	66.2
$\lambda = 0$	1.4M	79.0	62.9	53.5	69.6	87.1	66.2
$\lambda = 0.5$	1.1M	79.1	63.1	53.2	69.1	86.9	66.4
$\lambda = 0.7$	0.9M	79.1	63.1	53.8	69.7	87.3	66.6

4.4 Ablation Study

Effect of data scale. Tab. 8 investigates the effects of the scales of our synthetic data in the pretraining stage. One can observe that a larger scale often leads to a steady performance improvement on all of the six benchmarks, showing the quality of our synthetic data.

Probability Range. Tab. 9 investigates the impact of the probability threshold during data filtering in Section 3.4 on the data quality. By varying λ , we observe that higher values of λ often better improve performance across all six benchmarks, even with a reduced number of selected training samples. This suggests that the quality of data is more crucial than the quantity of samples.

4.5 Visualizations

We sample some examples of general tasks such as Common VQA, MC VQA, and MD in Fig. 10, 11, 12, respectively. The examples of grounding tasks are shown in Fig. 13 and 14. These visualizations demonstrate that our GENIXER_L and GENIXER_S have the exceptional capability of generating diverse instruction tuning data. The generated VQA triplets in Fig. 10 show that GENIXER_L is capable of generating diverse types of data such as color, Yes/No, and counting types. The generated samples of Fig. 11 show the ability to generate multi-choice VQA data at a high-quality level. As for generating MD data, we display four examples in Fig. 12. The results demonstrate the ability to generate long semantic sentences when answering the questions. Furthermore, we also compare the REC data generation ability with GPT-4V [53] in Fig. 15. It indicates that GPT-4V is suboptimal for generating grounding tasks such as REC.

4.6 User Study

We conducted a user preference study to evaluate the generation quality between GENIXER and GPT-4V. For this study, we selected 12 samples, comprising 4 Common VQA samples, 3 MC VQA samples, and 5 REC samples.

Fig. 9 summarizes the statistical analysis of 13 valid surveys. (1) The first seven columns (excluding the first one) reveal that GPT-4V was the primary preference among users, while between 20% to 40% of users preferred the data generated by GENIXER. Notably, a significant number of users selected “Tie” indicating that the data quality we generated is comparable to that of GPT-4V. (2) In analyzing the last five columns, our generated REC samples were more favored than those of GPT-4V, as the evidence shown in Fig. 15.

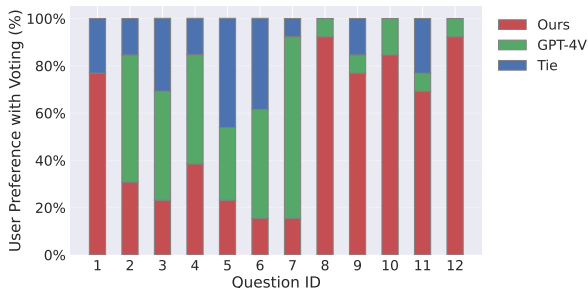


Fig. 9: User preference with voting for comparing the generated data quality between GENIXER and GPT-4V.

5 Conclusion, Limitations, and Societal Impacts

In this paper, we introduce a novel automatic data generation pipeline called GENIXER, designed to efficiently and affordably produce high-quality instruction tuning data by leveraging current MLLMs. We instantiate GENIXER into two data-generative MLLMs, GENIXER_L and GENIXER_S, tailored to generate general and grounding instruction tuning data, respectively. To ensure the quality of the generated data, we propose two data filtering frameworks: Fuyu-driven and CLIP-driven. Finally, we contribute two instruction tuning datasets, Genixer-915K and Genixer-350K, targeting Common VQA and REC. Experimental results demonstrate that both generated datasets significantly enhance LLaVA1.5 and Shikra across various multimodal benchmarks, respectively.

Limitations. 1) *LLM Scale:* Due to computational constraints, we do not test larger LLM model, such as 13B or 34B. But we believe that our data generator could be beneficial, since larger models are more data hungry. 2) *Data Scale:* While scaling up the candidate image corpus to larger datasets like LAION-2B could enhance model capability, training costs and time constraints restrict us to do such expansions. But Tab. 8 shows scaling can improve performance. 3) *Evaluation:* Despite proposing effective data filtering frameworks, evaluating complex and open-ended data types like Referential Dialogue remains challenging, leaving room for future exploration.

Common VQA




Question: What is the man doing?
Answer: skateboarding



Question: What is the name of the street on the bottom sign?
Answer: ross



Question: How many clocks are there?
Answer: 1



Question: What is the dog sleeping on?
Answer: sidewalk



Question: What is the man doing?
Answer: snowboarding



Question: How many people are in the water?
Answer: 5



Question: What is the woman holding?
Answer: cell phone



Question: What is the color of the fridge?
Answer: silver




Question: What is the girl wearing?
Answer: helmet



Question: What is the graffiti on?
Answer: train



Question: What is the man holding?
Answer: tie



Question: Is the train in motion?
Answer: yes

Fig. 10: Some examples of Common VQA generated by GENIXER_L.

Multi-choice VQA



Question: What is the bear sitting on?
 A. car seat B. car floor C. car door D. car console
Answer: B



Question: What is the tablecloth made of?
 A. Paper B. plastic C. nylon D. Lace
Answer: D



Question: What is the orange vegetable called?
 A. carrot B. pumpkin C. squash D. sweet potato
Answer: A



Question: What is the red object used for?
 A. fighting fires B. drinking C. eating D. Bathing
Answer: A



Question: What is the man holding?
 A. Egg B. umbrella C. kitten D. apple
Answer: B



Question: What is the name of the building on the right?
 A. Grand B. thorne-sec C. made frames D. great Britain
Answer: A



Question: What is the man doing?
 A. Jumping B. falling C. balancing D. rolling
Answer: C



Question: What is the name of the river?
 A. thames B. amazon C. Nile D. ganges
Answer: A



Question: What is the man in black's position?
 A. umpire B. catcher C. pitcher D. Referee
Answer: A

Fig. 11: Some examples of Multi-choice VQA generated by GENIXER_L.

Multi-turn Dialogue

User: Design a conversation between you and a person asking about this photo. The answers should be in a tone that a visual AI assistant is seeing the image and answering the question. Ask diverse questions and give corresponding answers.



Question: What is the man in the image doing?
Answer: The man in the image is talking on his cell phone while standing on a crowded sidewalk.
Question: What is the man wearing on his head?
Answer: The man is wearing a baseball cap on his head.
Question: What is the man's appearance?
Answer: The man has a beard and appears to be older.
Question: What is the setting of the image?
Answer: The setting of the image is a crowded city street, with people walking around and engaging in various activities.
Question: What can be inferred about the man's conversation on the phone?
Answer: While it is impossible to know the exact content of the man's conversation, we can infer that he is likely discussing something important or serious, as he is talking on the phone in a crowded and noisy environment



Question: What is the boy doing in the image?
Answer: The boy in the image is throwing a green frisbee in a park.
Question: What is the color of the frisbee the boy is throwing?
Answer: The color of the frisbee the boy is throwing is green.
Question: What is the setting of the image?
Answer: The setting of the image is a park, with the boy standing in the grass.
Question: What is the boy wearing?
Answer: The boy is wearing a grey sweater.
Question: What is the age range of the boy in the image?
Answer: The boy in the image is a young child, but the exact age cannot be determined from the image alone



Question: What are the main appliances visible in the kitchen?
Answer: The main appliances visible in the kitchen are a sink, a stove, and a microwave.
Question: What is the color of the kitchen cabinets?
Answer: The kitchen cabinets are brown.
Question: What is the condition of the kitchen?
Answer: The kitchen is clean and ready for use.
Question: What is the condition of the kitchen counter?
Answer: The kitchen counter is cluttered with various items.
Question: Is there a window in the kitchen?
Answer: Yes, there is a window in the kitchen



Question: What is the young boy doing in the image?
Answer: The young boy in the image is flying a kite in a field.
Question: What is the color of the boy's shirt?
Answer: The boy is wearing a blue shirt.
Question: What is the condition of the field where the boy is flying the kite?
Answer: The field where the boy is flying the kite is covered with dry grass.
Question: What is the boy's expression while flying the kite?
Answer: The boy is smiling while flying the kite, indicating that he is enjoying the activity.
Question: What can you infer about the boy's experience with flying a kite?
Answer: Based on the image, it can be inferred that the young boy is likely a beginner or has some experience with flying a kite, as he is actively engaged in the activity and enjoying the process.

Fig. 12: Some examples of Multi-turn Dialogue generated by GENIXER_L.

Referring Expression Comprehension



User: I'd appreciate a precise question and your answer. Keeping the image in mind.
 \nThis is a Referring Expression Comprehension (REC) task.

Question: I'd like to request the coordinates of a man in a blue shirt and gray pants that is bent over with his hands on his knees within the photo.

Answer: [0.453,0.320,0.784,0.727]



User: I'd appreciate a precise question and your answer. Keeping the image in mind.
 \nThis is a Referring Expression Comprehension (REC) task.

Question: I'd like to request the coordinates of red and white awning within the photo.

Answer: [0.000,0.401,0.382,0.602]

Referring Expression Generation



User: I'd appreciate a precise question and your answer. Keeping the image in mind.
 \nThis is a Referring Expression Generation (REG) task.

Question: What are the unique aspects of the selected rectangular area [0.668,0.514,0.988,0.919] in image?

Answer: A group of people crossing the street.

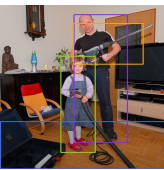


User: I want to know the question and answer. Refer to the image.
 \nThis is a Referring Expression Generation (REG) task.

Question: What are the unique aspects of the selected rectangular area [0.494,0.372,0.648,0.634] in image?

Answer: pink cup being held by child.

Q→C^{box}A



User: Can you give me a straightforward question and answer? Include questions asking about the visual content of the image.
 \nThis is a QCA with box task.

Question: Is there an event "a man and a girl using a vacuum cleaner together" in the picture? **Answer:** In the picture, a man [0.447,0.058,0.767,0.838] and a little girl [0.367,0.312,0.573,0.898] are both holding a vacuum cleaner [0.441,0.112,0.862,0.360]. They are standing together and working together on cleaning the floor [0.003,0.710,1.000,0.998]. Based on... Therefore, the answer is yes.




User: Can you provide a clear and direct question and answer by analyzing the image?
 \nThis is a QCA with box task.

Question: Is there an event "two men wearing swimsuits playing with a frisbee on the beach" in the picture? **Answer:** The image shows two men [0.228,0.334,0.552,0.544 0.594,0.396,0.878,0.826] on the beach [0.002,0.510,1.000,1.000]. However, there is no evidence of them wearing swimsuits or playing with a frisbee. The men are engaged in a kung fu moves while wearing swimsuits. Therefore, the answer is no.

Fig. 13: Some examples of grounding tasks generated by GENIXER_S.


Referential Dialogue



User: Can you give me a straightforward question and answer? Include questions asking about the visual content of the image.\nThis is a Referential Dialogue task.

Question: Is the man [0.343,0.108,0.931,1.000] wearing any visible accessories or hats?

Answer: The man [0.343,0.108,0.931,1.000] is only wearing white clothes [0.346,0.254,0.731,1.000] and a white headband [0.391,0.124,0.591,0.252]. There are no visible accessories or hats in the image.



User: I require a brief and clear question and answer regarding the image.\nThis is a Referential Dialogue task.

Question: Is the girl [0.182,0.002,1.000,1.000] holding the bucket [0.218,0.686,0.532,0.942]?

Answer: The girl [0.182,0.002,1.000,1.000] is not holding the bucket [0.218,0.686,0.532,0.942]; it is a green plastic shovel [0.214,0.690,0.583,0.916] that she is holding in her hand [0.184,0.704,0.375,0.822].

PointQA



User: Can you provide a clear and direct question and answer by analyzing the image?\nThis is a PointQA task.

Question: Which is the yellow soccer cleat of the player?

Candidates: [0.200,0.434,0.393,0.598] [0.171,0.744,0.584,0.936] [0.242,0.210,0.490,0.864] [0.450,0.820,0.549,0.944]

Answer: [0.450,0.820,0.549,0.944]



User: Can you provide a clear and direct question and answer by analyzing the image? \nThis is a PointQA task.

Question: What color is this shirt? [0.112,0.249,0.330,0.599]

Answer: blue



User: Can you provide a clear and direct question and answer by analyzing the image? \nThis is a PointQA task.

Question: What color is this helmet?[0.412,0.231,0.556,0.402] **Answer:** yellow



User:Can you provide a clear and direct question and answer? \nThis is a PointQA task.

Question: What color is this shirt? [0.889,0.490]

Answer: white



User: Can you provide a clear and direct question and answer? \nThis is a PointQA task.

Question: What color is this jacket? [0.492,0.536]

Answer: red

Fig. 14: Some examples of grounding tasks generated by GENIXER_S.

Ours



Question: What are the coordinates of a boy in a blue shirt in the photo?
 Answer: [0.51, 0.32, 0.85, 0.99]

GPT-4V



Question: What are the coordinates of the girl in the pink top located in the upper left quadrant of the image?
 Answer: [0.10, 0.05, 0.35, 0.50]

Ours



Question: What are the coordinates of the girl is smiling in the photo?
 Answer: [0.20, 0.43, 0.47, 0.73]

GPT-4V



Question: What are the coordinates of the colorful umbrella in the photo?
 Answer: [0.25, 0.10, 0.75, 0.60]

Fig. 15: Comparison of generating REC-like data between GENIXER_S and GPT-4v [53].

Societal Impacts. Our work addresses the challenge of generating high-quality instruction tuning data by presenting a comprehensive pipeline. It paves the way for future investigations into generating diverse multimodal data, contributing to advancements in various fields.

References

1. Agrawal, H., Desai, K., Wang, Y., Chen, X., Jain, R., Johnson, M., Batra, D., Parikh, D., Lee, S., Anderson, P.: nocaps: novel object captioning at scale. In: ICCV (2019) **4**
2. Anil, R., Dai, A.M., Firat, O., Johnson, M., Lepikhin, D., Passos, A., Shakeri, S., Taropa, E., Bailey, P., Chen, Z., et al.: Palm 2 technical report. arXiv:2305.10403 (2023) **1**
3. Bai, J., Bai, S., Yang, S., Wang, S., Tan, S., Wang, P., Lin, J., Zhou, C., Zhou, J.: Qwen-vl: A versatile vision-language model for understanding, localization, text reading, and beyond. arXiv preprint arXiv:2308.12966 (2023) **1, 2, 4, 13**
4. Bai, J., Men, R., Yang, H., Ren, X., Dang, K., Zhang, Y., Zhou, X., Wang, P., Tan, S., Yang, A., et al.: Ofasys: A multi-modal multi-task learning system for building generalist models. arXiv:2212.04408 (2022) **13**
5. Bavishi, R., Elsen, E., Hawthorne, C., Nye, M., Odena, A., Somani, A., Taşırlar, S.: Introducing our multimodal models (2023), <https://www.adept.ai/blog/fuyu-8b> **9**
6. Brown, T., Mann, B., Ryder, N., Subbiah, M., Kaplan, J.D., Dhariwal, P., Neelakantan, A., Shyam, P., Sastry, G., Askell, A., et al.: Language models are few-shot learners. NeurIPS (2020) **1**
7. Cha, J., Kang, W., Mun, J., Roh, B.: Honeybee: Locality-enhanced projector for multimodal llm. In: Proceedings of the IEEE/CVF Conference on Computer Vision and Pattern Recognition (CVPR) (2024) **4**
8. Chen, C., Qin, R., Luo, F., Mi, X., Li, P., Sun, M., Liu, Y.: Position-enhanced visual instruction tuning for multimodal large language models. arXiv preprint arXiv:2308.13437 (2023) **4**
9. Chen, J., Zhu, D., Shen, X., Li, X., Liu, Z., Zhang, P., Krishnamoorthi, R., Chandra, V., Xiong, Y., Elhoseiny, M.: Minigt-v2: large language model as a unified interface for vision-language multi-task learning. arXiv preprint arXiv:2310.09478 (2023) **2, 4**
10. Chen, K., Zhang, Z., Zeng, W., Zhang, R., Zhu, F., Zhao, R.: Shikra: Unleashing multimodal llm’s referential dialogue magic. arXiv:2306.15195 (2023) **1, 2, 4, 8, 12, 13**
11. Chen, L., Li, J., Dong, X., Zhang, P., He, C., Wang, J., Zhao, F., Lin, D.: Sharept4v: Improving large multi-modal models with better captions. arXiv preprint arXiv:2311.12793 (2023) **2, 4**
12. Chen, X., Fang, H., Lin, T.Y., Vedantam, R., Gupta, S., Dollár, P., Zitnick, C.L.: Microsoft coco captions: Data collection and evaluation server. arXiv:1504.00325 (2015) **4**
13. Chen, Y.C., Li, L., Yu, L., El Kholy, A., Ahmed, F., Gan, Z., Cheng, Y., Liu, J.: Uniter: Universal image-text representation learning. In: European conference on computer vision. pp. 104–120. Springer (2020) **13**
14. Chen, Z., Wu, J., Wang, W., Su, W., Chen, G., Xing, S., Muyan, Z., Zhang, Q., Zhu, X., Lu, L., et al.: Internvl: Scaling up vision foundation models and aligning for generic visual-linguistic tasks. arXiv preprint arXiv:2312.14238 (2023) **2**

15. Chiang, W.L., Li, Z., Lin, Z., Sheng, Y., Wu, Z., Zhang, H., Zheng, L., Zhuang, S., Zhuang, Y., Gonzalez, J.E., Stoica, I., Xing, E.P.: Vicuna: An open-source chatbot impressing gpt-4 with 90%* chatgpt quality (March 2023), <https://lmsys.org/blog/2023-03-30-vicuna/> **3**
16. Chung, H.W., Hou, L., Longpre, S., Zoph, B., Tay, Y., Fedus, W., Li, Y., Wang, X., Dehghani, M., Brahma, S., et al.: Scaling instruction-finetuned language models. arXiv preprint arXiv:2210.11416 (2022) **3**
17. Dai, W., Li, J., Li, D., Tiong, A.M.H., Zhao, J., Wang, W., Li, B., Fung, P., Hoi, S.: Instructblip: Towards general-purpose vision-language models with instruction tuning (2023) **1, 2, 4, 7, 12, 13**
18. Fu, C., Chen, P., Shen, Y., Qin, Y., Zhang, M., Lin, X., Qiu, Z., Lin, W., Yang, J., Zheng, X., et al.: Mme: A comprehensive evaluation benchmark for multimodal large language models. arXiv:2306.13394 (2023) **11**
19. Gan, Z., Chen, Y.C., Li, L., Zhu, C., Cheng, Y., Liu, J.: Large-scale adversarial training for vision-and-language representation learning. Advances in Neural Information Processing Systems **33**, 6616–6628 (2020) **13**
20. Gao, P., Han, J., Zhang, R., Lin, Z., Geng, S., Zhou, A., Zhang, W., Lu, P., He, C., Yue, X., et al.: Llama-adapter v2: Parameter-efficient visual instruction model. arXiv:2304.15010 (2023) **1, 4**
21. Gao, P., Zhang, R., Liu, C., Qiu, L., Huang, S., Lin, W., Zhao, S., Geng, S., Lin, Z., Jin, P., et al.: Sphinx-x: Scaling data and parameters for a family of multi-modal large language models. arXiv preprint arXiv:2402.05935 (2024) **1, 2**
22. Goyal, Y., Khot, T., Summers-Stay, D., Batra, D., Parikh, D.: Making the v in vqa matter: Elevating the role of image understanding in visual question answering. In: CVPR (2017) **4, 10, 11**
23. Gurari, D., Li, Q., Stangl, A.J., Guo, A., Lin, C., Grauman, K., Luo, J., Bigham, J.P.: Vizwiz grand challenge: Answering visual questions from blind people. In: CVPR (2018) **3, 4, 11**
24. He, M., Liu, Y., Wu, B., Yuan, J., Wang, Y., Huang, T., Zhao, B.: Efficient multimodal learning from data-centric perspective. arXiv preprint arXiv:2402.11530 (2024) **4**
25. Huang, S., Dong, L., Wang, W., Hao, Y., Singhal, S., Ma, S., Lv, T., Cui, L., Mohammed, O.K., Liu, Q., et al.: Language is not all you need: Aligning perception with language models. arXiv:2302.14045 (2023) **1, 4**
26. Hudson, D.A., Manning, C.D.: Gqa: A new dataset for real-world visual reasoning and compositional question answering. In: CVPR (2019) **4, 11**
27. Ilharco, G., Wortsman, M., Wightman, R., Gordon, C., Carlini, N., Taori, R., Dave, A., Shankar, V., Namkoong, H., Miller, J., Hajishirzi, H., Farhadi, A., Schmidt, L.: Openclip (2021), <https://doi.org/10.5281/zenodo.5143773> **9**
28. Kamath, A., Singh, M., LeCun, Y., Synnaeve, G., Misra, I., Carion, N.: Mdetrm: Modulated detection for end-to-end multi-modal understanding. In: Proceedings of the IEEE/CVF International Conference on Computer Vision. pp. 1780–1790 (2021) **13**
29. Kamath, A., Clark, C., Gupta, T., Kolve, E., Hoiem, D., Kembhavi, A.: Webly supervised concept expansion for general purpose vision models. In: European Conference on Computer Vision. pp. 662–681. Springer (2022) **13**
30. Kazemzadeh, S., Ordonez, V., Matten, M., Berg, T.: Referitgame: Referring to objects in photographs of natural scenes. In: EMNLP (2014) **12**
31. Krishna, R., Zhu, Y., Groth, O., Johnson, J., Hata, K., Kravitz, J., Chen, S., Kalantidis, Y., Li, L.J., Shamma, D.A., et al.: Visual genome: Connecting language and vision using crowdsourced dense image annotations. IJCV (2017) **12**

32. Lai, X., Tian, Z., Chen, Y., Li, Y., Yuan, Y., Liu, S., Jia, J.: Lisa: Reasoning segmentation via large language model. arXiv preprint arXiv:2308.00692 (2023) [4](#)
33. Laurençon, H., Saulnier, L., Tronchon, L., Bekman, S., Singh, A., Lozhkov, A., Wang, T., Karamcheti, S., Rush, A.M., Kiela, D., et al.: Obelics: An open web-scale filtered dataset of interleaved image-text documents. In: Thirty-seventh Conference on Neural Information Processing Systems Datasets and Benchmarks Track (2023) [13](#)
34. Li, B., Zhang, Y., Chen, L., Wang, J., Yang, J., Liu, Z.: Otter: A multi-modal model with in-context instruction tuning. arXiv:2305.03726 (2023) [1](#)
35. Li, B., Wang, R., Wang, G., Ge, Y., Ge, Y., Shan, Y.: Seed-bench: Benchmarking multimodal llms with generative comprehension (2023) [12](#)
36. Li, J., Li, D., Savarese, S., Hoi, S.: Blip-2: Bootstrapping language-image pre-training with frozen image encoders and large language models. arXiv:2301.12597 (2023) [4](#), [13](#)
37. Li, Y., Du, Y., Zhou, K., Wang, J., Zhao, W.X., Wen, J.R.: Evaluating object hallucination in large vision-language models. arXiv:2305.10355 (2023) [5](#), [12](#)
38. Lin, T.Y., Maire, M., Belongie, S., Hays, J., Perona, P., Ramanan, D., Dollár, P., Zitnick, C.L.: Microsoft coco: Common objects in context. In: ECCV (2014) [2](#)
39. Liu, H., Li, C., Li, Y., Lee, Y.J.: Improved baselines with visual instruction tuning (2023) [2](#), [3](#), [4](#), [7](#), [8](#), [11](#), [12](#), [13](#)
40. Liu, H., Li, C., Wu, Q., Lee, Y.J.: Visual instruction tuning. In: NeurIPS (2023) [1](#), [4](#), [8](#), [12](#)
41. Liu, Y., Duan, H., Zhang, Y., Li, B., Zhang, S., Zhao, W., Yuan, Y., Wang, J., He, C., Liu, Z., et al.: Mmbench: Is your multi-modal model an all-around player? arXiv preprint arXiv:2307.06281 (2023) [11](#)
42. Loshchilov, I., Hutter, F.: Decoupled weight decay regularization. In: International Conference on Learning Representations (2019), <https://openreview.net/forum?id=Bkg6RiCqY7> [8](#)
43. Lu, H., Liu, W., Zhang, B., Wang, B., Dong, K., Liu, B., Sun, J., Ren, T., Li, Z., Sun, Y., et al.: Deepseek-vl: towards real-world vision-language understanding. arXiv preprint arXiv:2403.05525 (2024) [4](#)
44. Lu, J., Clark, C., Lee, S., Zhang, Z., Khosla, S., Marten, R., Hoiem, D., Kembhavi, A.: Unified-io 2: Scaling autoregressive multimodal models with vision, language, audio, and action. arXiv preprint arXiv:2312.17172 (2023) [4](#)
45. Lu, J., Clark, C., Zellers, R., Mottaghi, R., Kembhavi, A.: Unified-io: A unified model for vision, language, and multi-modal tasks. arXiv:2206.08916 (2022) [13](#)
46. Lu, P., Mishra, S., Xia, T., Qiu, L., Chang, K.W., Zhu, S.C., Tafjord, O., Clark, P., Kalyan, A.: Learn to explain: Multimodal reasoning via thought chains for science question answering. NeurIPS (2022) [3](#), [11](#)
47. Luo, G., Zhou, Y., Ren, T., Chen, S., Sun, X., Ji, R.: Cheap and quick: Efficient vision-language instruction tuning for large language models (2023) [4](#)
48. Mani, A., Yoo, N., Hinthorn, W., Russakovsky, O.: Point and ask: Incorporating pointing into visual question answering. arXiv preprint arXiv:2011.13681 (2020) [5](#)
49. Mao, J., Huang, J., Toshev, A., Camburu, O., Yuille, A.L., Murphy, K.: Generation and comprehension of unambiguous object descriptions. In: CVPR (2016) [12](#)
50. Marino, K., Rastegari, M., Farhadi, A., Mottaghi, R.: Ok-vqa: A visual question answering benchmark requiring external knowledge. In: CVPR (2019) [4](#)

51. Moon, S., Madotto, A., Lin, Z., Nagarajan, T., Smith, M., Jain, S., Yeh, C.F., Murugesan, P., Heidari, P., Liu, Y., et al.: Anymal: An efficient and scalable any-modality augmented language model. arXiv preprint arXiv:2309.16058 (2023) **4**
52. OpenAI: Gpt-4 technical report (2023) **1, 4**
53. OpenAI: Gpt-4v(ision) system card (2023), https://cdn.openai.com/papers/GPTV_System_Card.pdf **2, 4, 14, 21**
54. Ordonez, V., Kulkarni, G., Berg, T.: Im2text: Describing images using 1 million captioned photographs. NeurIPS (2011) **8, 12**
55. Peng, Z., Wang, W., Dong, L., Hao, Y., Huang, S., Ma, S., Wei, F.: Kosmos-2: Grounding multimodal large language models to the world. arXiv:2306.14824 (2023) **1, 4**
56. Plummer, B.A., Wang, L., Cervantes, C.M., Caicedo, J.C., Hockenmaier, J., Lazebnik, S.: Flickr30k entities: Collecting region-to-phrase correspondences for richer image-to-sentence models. International Journal of Computer Vision **123**, 74–93 (2015) **12**
57. Radford, A., Kim, J.W., Hallacy, C., Ramesh, A., Goh, G., Agarwal, S., Sastry, G., Askell, A., Mishkin, P., Clark, J., et al.: Learning transferable visual models from natural language supervision. In: ICML (2021) **4**
58. Rasheed, H., Maaz, M., Shaji, S., Shaker, A., Khan, S., Cholakkal, H., Anwer, R.M., Xing, E., Yang, M.H., Khan, F.S.: Glamm: Pixel grounding large multimodal model. The IEEE/CVF Conference on Computer Vision and Pattern Recognition (2024) **4**
59. Ren, Z., Huang, Z., Wei, Y., Zhao, Y., Fu, D., Feng, J., Jin, X.: Pixellm: Pixel reasoning with large multimodal model (2023) **4**
60. Schuhmann, C., Beaumont, R., Vencu, R., Gordon, C., Wightman, R., Cherti, M., Coombes, T., Katta, A., Mullis, C., Wortsman, M., et al.: Laion-5b: An open large-scale dataset for training next generation image-text models. arXiv:2210.08402 (2022) **8**
61. Sharma, P., Ding, N., Goodman, S., Soricut, R.: Conceptual captions: A cleaned, hypernymed, image alt-text dataset for automatic image captioning. In: ACL (2018) **8**
62. Singh, A., Natarajan, V., Shah, M., Jiang, Y., Chen, X., Batra, D., Parikh, D., Rohrbach, M.: Towards vqa models that can read. In: Proceedings of the IEEE/CVF Conference on Computer Vision and Pattern Recognition (CVPR) (June 2019) **11**
63. Su, Y., Lan, T., Li, H., Xu, J., Wang, Y., Cai, D.: Pandagpt: One model to instruction-follow them all. arXiv:2305.16355 (2023) **1**
64. Tang, J., Lin, C., Zhao, Z., Wei, S., Wu, B., Liu, Q., Feng, H., Li, Y., Wang, S., Liao, L., et al.: Textsquare: Scaling up text-centric visual instruction tuning. arXiv preprint arXiv:2404.12803 (2024) **4**
65. Touvron, H., Lavril, T., Izacard, G., Martinet, X., Lachaux, M.A., Lacroix, T., Rozière, B., Goyal, N., Hambro, E., Azhar, F., et al.: Llama: Open and efficient foundation language models. arXiv:2302.13971 (2023) **3**
66. Touvron, H., Martin, L., Stone, K., Albert, P., Almahairi, A., Babaei, Y., Bashlykov, N., Batra, S., Bhargava, P., Bhosale, S., et al.: Llama 2: Open foundation and fine-tuned chat models. arXiv preprint arXiv:2307.09288 (2023) **4**
67. Wang, P., Yang, A., Men, R., Lin, J., Bai, S., Li, Z., Ma, J., Zhou, C., Zhou, J., Yang, H.: Ofa: Unifying architectures, tasks, and modalities through a simple sequence-to-sequence learning framework. In: ICML (2022) **13**

68. Wang, W., Lv, Q., Yu, W., Hong, W., Qi, J., Wang, Y., Ji, J., Yang, Z., Zhao, L., Song, X., Xu, J., Xu, B., Li, J., Dong, Y., Ding, M., Tang, J.: Cogvlm: Visual expert for pretrained language models (2023) [2](#), [4](#)
69. Wang, W., Chen, Z., Chen, X., Wu, J., Zhu, X., Zeng, G., Luo, P., Lu, T., Zhou, J., Qiao, Y., et al.: Visionllm: Large language model is also an open-ended decoder for vision-centric tasks. arXiv preprint arXiv:2305.11175 (2023) [4](#), [13](#)
70. Wang, Y., Kordi, Y., Mishra, S., Liu, A., Smith, N.A., Khashabi, D., Hajishirzi, H.: Self-instruct: Aligning language models with self-generated instructions. In: Rogers, A., Boyd-Graber, J., Okazaki, N. (eds.) Proceedings of the 61st Annual Meeting of the Association for Computational Linguistics (Volume 1: Long Papers). pp. 13484–13508. Association for Computational Linguistics, Toronto, Canada (Jul 2023). <https://doi.org/10.18653/v1/2023.acl-long.754>, <https://aclanthology.org/2023.acl-long.754> [4](#)
71. Xu, C., Sun, Q., Zheng, K., Geng, X., Zhao, P., Feng, J., Tao, C., Lin, Q., Jiang, D.: WizardLM: Empowering large pre-trained language models to follow complex instructions. In: The Twelfth International Conference on Learning Representations (2024), <https://openreview.net/forum?id=CfXh93NDgH> [4](#)
72. Xu, J., Zhou, X., Yan, S., Gu, X., Arnab, A., Sun, C., Wang, X., Schmid, C.: Pixel Aligned Language Models. arXiv preprint arXiv: 2312.09237 (2023) [4](#)
73. Yang, Z., Gan, Z., Wang, J., Hu, X., Ahmed, F., Liu, Z., Lu, Y., Wang, L.: Unitab: Unifying text and box outputs for grounded vision-language modeling. In: European Conference on Computer Vision. pp. 521–539. Springer (2022) [13](#)
74. Ye, Q., Xu, H., Xu, G., Ye, J., Yan, M., Zhou, Y., Wang, J., Hu, A., Shi, P., Shi, Y., et al.: mplug-owl: Modularization empowers large language models with multimodality. arXiv:2304.14178 (2023) [1](#), [4](#)
75. You, H., Zhang, H., Gan, Z., Du, X., Zhang, B., Wang, Z., Cao, L., Chang, S.F., Yang, Y.: Ferret: Refer and ground anything anywhere at any granularity. In: The Twelfth International Conference on Learning Representations (2024), <https://openreview.net/forum?id=2msbbX3ydD> [4](#)
76. Young, P., Lai, A., Hodosh, M., Hockenmaier, J.: From image descriptions to visual denotations: New similarity metrics for semantic inference over event descriptions. ACL (2014) [4](#), [10](#)
77. Yu, W., Yang, Z., Li, L., Wang, J., Lin, K., Liu, Z., Wang, X., Wang, L.: Mm-vet: Evaluating large multimodal models for integrated capabilities. In: International conference on machine learning. PMLR (2024) [12](#)
78. Zhang, R., Han, J., Zhou, A., Hu, X., Yan, S., Lu, P., Li, H., Gao, P., Qiao, Y.: Llama-adapter: Efficient fine-tuning of language models with zero-init attention. arXiv:2303.16199 (2023) [1](#)
79. Zhang, S., Roller, S., Goyal, N., Artetxe, M., Chen, M., Chen, S., Dewan, C., Diab, M., Li, X., Lin, X.V., et al.: Opt: Open pre-trained transformer language models. arXiv:2205.01068 (2022) [3](#)
80. Zhu, D., Chen, J., Shen, X., Li, X., Elhoseiny, M.: Minigt-4: Enhancing vision-language understanding with advanced large language models. arXiv:2304.10592 (2023) [1](#), [4](#)