

# Prediction De-Correlated Inference: A safe approach for post-prediction inference

Feng Gan<sup>1</sup>, Wanfeng Liang<sup>2\*</sup>, Changliang Zou<sup>1</sup>

## Abstract

In modern data analysis, it is common to use machine learning methods to predict outcomes on unlabeled datasets and then use these pseudo-outcomes in subsequent statistical inference. Inference in this setting is often called post-prediction inference. We propose a novel assumption-lean framework for statistical inference under post-prediction setting, called Prediction De-Correlated Inference (PDC). Our approach is safe, in the sense that PDC can automatically adapt to any black-box machine-learning model and consistently outperform the supervised counterparts. The PDC framework also offers easy extensibility for accommodating multiple predictive models. Both numerical results and real-world data analysis demonstrate the superiority of PDC over the state-of-the-art methods.

## 1 Introduction

The effectiveness of many modern techniques is heavily reliant on the availability of large amounts of labeled data, which can often be a bottleneck due to the costs associated with data annotation and the scarcity of labeled data in certain domains (Chapelle et al., 2009). Examples of this situation are ubiquitous, including electronic health records (Cai et al., 2022), expression quantitative trait loci studies (Michaelson et al., 2009), public health (Khoury et al., 1999), among others. The development of machine learning (ML) and deep learning techniques has led to the popular practice of using black-box models to predict missing outcomes and incorporating them into subsequent statistical analyses. While this approach offers certain advantages, it also introduces potential biases due to the reliance on the quality of the predicted outcomes.

In this article, we study a general semi-supervised M-estimation problem in a post-prediction setting. Suppose  $(Y, \mathbf{X}^\top)^\top \in \mathcal{Y} \times \mathcal{X}$  is a  $(p+1)$ -dimensional random vector distributed according to  $\Pr_{Y, \mathbf{X}}$ . We obtain a labeled dataset  $\mathcal{D}_L = \{(y_i, \mathbf{x}_i^\top) \in \mathbb{R} \times \mathbb{R}^p, i = 1, \dots, n\}$ , where each sample is an i.i.d. realization from population  $\Pr_{Y, \mathbf{X}}$ , and an i.i.d. unlabeled dataset  $\mathcal{D}_U = \{\mathbf{x}_i \in \mathbb{R}^p, i =$

<sup>1</sup>School of Statistics and Data Sciences, Nankai University, Tianjin, 300071, P.R.China

<sup>2</sup>School of Data Science and Artificial Intelligence, Dongbei University of Finance and Economics, Dalian, 116025, Liaoning, P.R.China

E-mail: liangwf@dufe.edu.cn

$n + 1, \dots, n + N$  from  $\Pr_{\mathbf{X}}$ , the marginal distribution of  $\mathbf{X}$ . Besides the presence of additional unlabeled data  $\mathcal{D}_U$ , we also assume that a predictive model  $\mu(\cdot)$  independent of  $\mathcal{D}_L$  and  $\mathcal{D}_U$  is available. Formally, we aim to perform inference on the parameter  $\theta^* \in \Theta$ , defined as the solution to the estimating equation

$$\mathbb{E}\{\mathbf{s}(Y, \mathbf{X}, \theta)\} = 0, \quad (1)$$

where  $\mathbf{s}(\cdot, \cdot, \cdot) : \mathcal{Y} \times \mathcal{X} \times \Theta \rightarrow \mathbb{R}^d$  is a pre-specified estimating function,  $\mathbb{E}(\cdot)$  denotes the expectation with respect to all the stochastic terms,  $\Theta \subset \mathbb{R}^d$  and  $d$  is some positive integer. If  $\mathbf{s}(y, \mathbf{x}, \theta) = \nabla_{\theta} l(y, \mathbf{x}, \theta)$  for some convex function  $l(\cdot, \cdot, \cdot) : \mathcal{Y} \times \mathcal{X} \times \Theta \rightarrow \mathbb{R}$ , then  $\theta^*$  can also be defined as  $\theta^* \in \arg \min_{\theta \in \Theta} \mathbb{E}\{l(Y, \mathbf{X}, \theta)\}$ . In this article, we do not assume that this property holds, that is to say,  $\mathbf{s}(\cdot, \cdot, \theta)$  may not be written in the form of the gradient of a certain loss function.

Our goal is to propose an estimator that is asymptotically more efficient than the supervised counterpart  $\hat{\theta}_{sup}$  which solves the estimating equation  $n^{-1} \sum_{i=1}^n \mathbf{s}(y_i, \mathbf{x}_i, \theta) = 0$  without using any information from  $\mathcal{D}_U$  and  $\mu(\cdot)$ . Under some regular conditions, classic statistical theory (Van der Vaart, 1998) implies that the asymptotic covariance of  $\hat{\theta}_{sup}$  essentially depends on the properties of the estimating function at point  $\theta^*$ ,

$$\sqrt{n}(\hat{\theta}_{sup} - \theta^*) \xrightarrow{p} N_d(\mathbf{0}, \mathbf{H}^{-1} \text{Cov}\{\mathbf{s}(Y, \mathbf{X}, \theta^*)\} \{\mathbf{H}^{\top}\}^{-1}), \quad (2)$$

where  $\mathbf{H} = \nabla_{\theta^{\top}} \mathbb{E}\{\mathbf{s}(Y, \mathbf{X}, \theta^*)\}$ . Thus, to obtain a more statistically efficient estimator, it is reasonable to adjust the empirical estimating function by incorporating additional information from  $\mathcal{D}_U$  and  $\mu(\cdot)$ . A straightforward approach is to impute the missing labels in  $\mathcal{D}_U$  via  $\mu(\cdot)$  and then treat  $\mathcal{D}_L \cup \{(\mu(\mathbf{x}_i), \mathbf{x}_i), i = n + 1, \dots, n + N\}$  as the true dataset. Then a supervised approach can be applied to this pseudo dataset to obtain the desired estimator. The efficiency of this strategy clearly depends on the performance of  $\mu(\cdot)$ . An inappropriate  $\mu(\cdot)$  can result in an estimator that is less efficient than  $\hat{\theta}_{sup}$ . Wang et al. (2020) suggest applying a parametric model to capture the relationship between true labels and predictive model  $\mu(\cdot)$  and then using this relationship to correct the predictions on the unlabeled data. It is required that the relationship between can be characterized by a simple parametric model, which is often not met in practice. Recently, Angelopoulos et al. (2023a) proposed a general framework called Prediction-Powered Inference (PPI). The PPI rectifies the predicted estimating function and can provide valid confidence intervals even using black-box ML models. It works with the following bias-corrected estimating function:

$$\hat{S}_{ppi}(\theta) = \left\{ \underbrace{\frac{1}{n} \sum_{i=1}^n \mathbf{s}(y_i, \mathbf{x}_i, \theta) - \frac{1}{n} \sum_{i=1}^n \mathbf{s}(\mu(\mathbf{x}_i), \mathbf{x}_i, \theta)}_{\text{debiasing term}} + \frac{1}{N} \sum_{i=n+1}^{n+N} \mathbf{s}(\mu(\mathbf{x}_i), \mathbf{x}_i, \theta) \right\}.$$

This idea has also been studied in the literature of semi-supervised learning which mainly focused on some special cases of M-estimation problems such as mean estimation (Zhang et al., 2019;

Zhang and Bradic, 2022), linear regression (Chakraborty and Cai, 2018; Azriel et al., 2022), and quantile estimation (Chakraborty et al., 2022). Although the estimator  $\hat{\theta}_{ppi} \in \{\theta : \hat{S}_{ppi}(\theta) = 0\}$  is asymptotically consistent, it is not *always* asymptotically more efficient than the supervised estimator  $\hat{\theta}_{sup}$ . To be more specific, let  $\mathbf{s}_\theta = \mathbf{s}(Y, \mathbf{X}, \theta)$  and  $\mathbf{s}_\theta^\mu = \mathbf{s}(\mu(\mathbf{X}), \mathbf{X}, \theta)$ , it is required that the matrix

$$\text{Cov}(\mathbf{s}_{\theta^*}) - \text{Cov}(\mathbf{s}_{\theta^*} - \mathbf{s}_{\theta^*}^\mu) - \frac{n}{N} \text{Cov}(\mathbf{s}_{\theta^*}^\mu)$$

is positive semi-definite, which is not always satisfied if the  $\mu(\cdot)$  is not ‘good’ enough or  $N$  is not large enough. Both Schmutz et al. (2023) and Angelopoulos et al. (2023b) developed a lightweight modification of PPI to improve efficiency. However, their methods only guarantee a reduction of the trace of the asymptotic covariance matrix, and thus they are still not always superior to  $\hat{\theta}_{sup}$ .

More recently, Song et al. (2023) studied the general M-estimation problem and proposed a new estimator via projection technique. The projection basis is some polynomial functions of  $\mathbf{X}$ . Their method produces asymptotically more efficient estimators for the target parameters than the supervised counterpart. However, one often can have access to some additional information in practice, e.g., surrogate variables in electronic health records (Hou et al., 2023) and genetic variants from first-degree relatives in case-control genetic association studies (Liu et al., 2017). Thus, it is of interest to develop methods that are able to utilize such information which is summarized as the pre-trained model  $\mu(\cdot)$ .

## 1.1 Our contributions

In this article, we propose a new framework called *Prediction De-Correlated inference* (PDC) to incorporate the unlabeled data and predictive ML models for the M-estimation problem. Our contributions lie in three folds.

- The estimator based on the PDC framework is ‘safe’, in the sense that even when the black-box ML model makes a poor prediction, the PDC estimator is always asymptotically no worse than its supervised counterpart.
- Our work has unique advantages compared with several existing works. If  $\theta^*$  is multi-dimensional, one may want to perform inference on  $\mathbf{c}^\top \theta^*$  for some vector  $\mathbf{c} \in \mathbb{R}^d$ . The proposed PDC also provides safe estimates under this scenario. Existing works (Schmutz et al., 2023; Angelopoulos et al., 2023b; Miao et al., 2023) are all constrained to element-wise variance reduction or trace reduction. In contrast, our method takes into account the correlation between the components of the estimator, yielding a more reliable procedure. For detailed numerical comparisons, see Section 4.

- The proposed PDC framework can be easily extended to accommodate multiple predictive models; see Subsection 2.1 for more detailed descriptions.

## 1.2 Organization and notation

The rest of this article is organized as follows. In Section 2, we describe the proposed Prediction De-Correlated framework. In Section 3, we establish the asymptotic properties for the PDC estimator. Numerical studies and the real data analysis are summarized in Section 4. Concluding remarks and discussions for future work are given in Section 5. All technical proofs can be found in the Appendix.

For any vector  $\mathbf{c}$ ,  $\|\mathbf{c}\|$  denotes its  $L_2$  norm. For any matrix  $\mathbf{C}$ ,  $\|\mathbf{C}\|$  denotes its spectral norm. The identity matrix is denoted by  $\mathbf{I}$ . We use  $\mathbb{E}$  and  $\text{Cov}$  to denote the expectation and covariance with respect to all the stochastic terms, respectively. We add subscript  $n$  to  $\mathbb{E}(\cdot)$  and  $\text{Cov}(\cdot)$  to denote the sample version of the population mean and covariance respectively, e.g., for any measurable functions  $g(\cdot)$  and  $h(\cdot)$  defined in  $\mathcal{X}$ ,  $\mathbb{E}_n(g) = \frac{1}{n} \sum_{i=1}^n g(\mathbf{x}_i)$ ,  $\text{Cov}_n(g, h) = \frac{1}{n} \sum_{i=1}^n \{g(\mathbf{x}_i) - \mathbb{E}_n(g)\} \{h(\mathbf{x}_i) - \mathbb{E}_n(h)\}^\top$ . Similarly, we add subscript  $N$  to  $\mathbb{E}(\cdot)$  to denote the sample version of the population mean based on the unlabeled data, e.g.,  $\mathbb{E}_N(g) = \frac{1}{N} \sum_{i=n+1}^{n+N} g(\mathbf{x}_i)$ . A vector with subscript  $(i)$  means the  $i$ -th element of that vector. A matrix with subscript  $(ij)$  means the  $(i, j)$ -th entry of that matrix.

## 2 Methodology

### 2.1 Prediction de-correlated estimator

Our starting point is to utilize unlabeled data  $\mathcal{D}_U$  and predictive model  $\mu(\cdot)$  to modify the empirical estimating function, with the aim of reducing the covariance (in the matrix sense) at  $\theta^*$ . Define the predictive estimating function  $\mathbf{f}(\cdot, \cdot) : \mathcal{X} \times \Theta \rightarrow \mathbb{R}^q$ , where  $q$  is some positive integer which can be different from  $d$ . We denote  $\mathbf{s}_1 = \mathbb{E}_n\{\mathbf{s}(Y, \mathbf{X}, \theta)\}$ ,  $\mathbf{s}_2 = \mathbb{E}_n\{\mathbf{f}(\mathbf{X}, \theta)\}$ ,  $\mathbf{s}_3 = \mathbb{E}_N\{\mathbf{f}(\mathbf{X}, \theta)\}$ . The  $\mathbf{s}_1$  is the empirical estimating function that we use in the supervised inference procedure, which only involves the information from  $\mathcal{D}_L$ . The  $\mathbf{s}_2$  and  $\mathbf{s}_3$  are the empirical predictive estimating functions, which utilize the information from the predictive model on  $\mathcal{D}_L$  and  $\mathcal{D}_U$ , respectively. Rather than using  $\mathbf{s}_1$  and  $\mathbf{s}_2$  to debias  $\mathbf{s}_3$ , we search for a more efficient way to make use of the additional information contained in  $\mathcal{D}_U$  and  $\mu(\cdot)$ . We consider solving the following modified estimating equation:

$$\mathbf{s}_1 + \mathbf{A}\mathbf{s}_2 + \mathbf{B}\mathbf{s}_3 = \mathbf{0}, \quad (3)$$

where  $\mathbf{A}, \mathbf{B}$  are  $d \times q$  matrices needed to be specified. Taking the unbiasedness into account, we rewrite it as

$$\mathbf{s}_1 + \mathbf{T}(\mathbf{s}_2 - \mathbf{s}_3) = \mathbf{0},$$

where  $\mathbf{T}$  is a  $d \times q$  matrix needed to be specified.

Our goal has shifted to finding an appropriate  $\mathbf{T}$  such that the resulting estimator is more efficient than the supervised counterpart. We propose an intuitive choice for  $\mathbf{T}$ . Let  $\mathbf{T} = \gamma \widehat{\mathbf{T}}(\theta)$ , where

$$\widehat{\mathbf{T}}(\theta) = \text{Cov}_n(\mathbf{s}_\theta, \mathbf{f}_\theta) \{\text{Cov}_n(\mathbf{f}_\theta)\}^{-1} \quad (4)$$

is the sample version of  $\mathbf{T}^*(\theta) = \text{Cov}(\mathbf{s}_\theta, \mathbf{f}_\theta) \{\text{Cov}(\mathbf{f}_\theta)\}^{-1}$ ,  $\mathbf{s}_\theta = \mathbf{s}(Y, \mathbf{X}, \theta)$ ,  $\mathbf{f}_\theta = \mathbf{f}(\mathbf{X}, \theta)$  and  $\gamma$  is a constant needed to be specified. The motivation behind the choice of  $\mathbf{T}$  is as follows. First,  $\mathbf{T}^*(\theta^*)$  is the multivariate least square coefficient matrix, thus  $\mathbf{T}^*(\theta^*)\{\mathbf{f}_{\theta^*} - \mathbb{E}(\mathbf{f}_{\theta^*})\}$  is the  $L_2$  projection of  $\mathbf{s}_{\theta^*}$  into the linear space spanned by the components of  $\mathbf{f}_{\theta^*} - \mathbb{E}(\mathbf{f}_{\theta^*})$ . Hence  $S(Y, \mathbf{X}, \theta^*) = \mathbf{s}_{\theta^*} - \mathbf{T}^*(\theta^*)\{\mathbf{f}_{\theta^*} - \mathbb{E}(\mathbf{f}_{\theta^*})\}$  is the decorrelated estimating function which is orthogonal to  $\mathbf{f}_{\theta^*} - \mathbb{E}(\mathbf{f}_{\theta^*})$ . The decorrelated estimating function certainly has a smaller covariance (in the matrix sense) than the original one. The larger the space spanned by  $\mathbf{f}_{\theta^*} - \mathbb{E}(\mathbf{f}_{\theta^*})$ , the smaller the covariance of the decorrelated estimating function we will obtain.

The choice of the predictive estimating function  $\mathbf{f}(\cdot, \cdot)$  can be diverse. In practice, we can set  $\mathbf{f}(\mathbf{x}, \theta)$  as  $\mathbf{s}(\mu(\mathbf{x}), \mathbf{x}, \theta)$ . Notice that the dimension of  $\mathbf{f}(\cdot, \cdot)$  can be different from that of  $\mathbf{s}(\cdot, \cdot, \cdot)$ . We can augment a predictive estimating function with another predictive estimating function, for example,

$$\mathbf{f}(\mathbf{x}, \theta) = (\mathbf{f}_1^\top(\mathbf{x}, \theta), \mathbf{f}_2^\top(\mathbf{x}, \theta))^\top = (\mathbf{s}^\top(\mu_1(\mathbf{x}), \mathbf{x}, \theta), \mathbf{s}^\top(\mu_2(\mathbf{x}), \mathbf{x}, \theta))^\top, \quad (5)$$

where  $\mu_1(\cdot)$  and  $\mu_2(\cdot)$  are two different predictive models, both of which are independent of  $\mathcal{D}_L$ ,  $\mathcal{D}_U$ . Because  $\mu(\cdot)$  is independent of  $\mathcal{D}_L$  and  $\mathcal{D}_U$ , the elements in the set  $F(\theta) = \{\mathbf{f}(\mathbf{x}_i, \theta) : i = 1, \dots, n, \dots, n + N\}$  are exchangeable. Thus, in principle, we can use any subset of  $F$  to estimate  $\mathbb{E}\{\mathbf{f}(\mathbf{X}, \theta)\}$  and reserve the rest for projection. In order to increase the correlation between  $\mathbf{s}_1$  and the projection part, we use the unlabeled data to estimate  $\mathbb{E}\{\mathbf{f}(\mathbf{X}, \theta)\}$ . Finally,  $\gamma$  is used to adjust for different sample sizes used in  $\mathbf{s}_1$  and the projection step. Thus, we can estimate  $\mathbb{E}\{S(Y, \mathbf{X}, \theta)\}$  by

$$\widehat{S}(\theta) = \frac{1}{n} \sum_{i=1}^n \left[ \mathbf{s}(y_i, \mathbf{x}_i, \theta) + \gamma \widehat{\mathbf{T}}(\theta) \left\{ \mathbf{f}(\mathbf{x}_i, \theta) - \frac{1}{N} \sum_{i=n+1}^{n+N} \mathbf{f}(\mathbf{x}_i, \theta) \right\} \right]. \quad (6)$$

Solving  $\widehat{S}(\theta) = 0$  directly could result in multiple solutions. So we use a one-step estimator instead. We formalize our one-step Prediction De-Correlated procedure in the following algorithm.

---

**Algorithm 1** Calculate the one-step Prediction De-Correlated estimator  $\hat{\theta}_{pdc,1}$

---

**Input:** Labeled data  $\mathcal{D}_L$ , unlabeled data  $\mathcal{D}_U$ , initial estimator  $\hat{\theta}_0$ , predictive estimating function  $\mathbf{f}(\cdot, \cdot)$ .

Calculate sample version of the multivariate least square coefficient matrix  $\widehat{\mathbf{T}}(\hat{\theta}_0)$  in (4).

Calculate the estimated prediction de-correlated estimating function  $\widehat{S}(\hat{\theta}_0)$  in (6).

Calculate the one-step prediction de-correlated estimator  $\hat{\theta}_{pdc,1}$ ,

$$\hat{\theta}_{pdc,1} = \hat{\theta}_0 - \widehat{\mathbf{H}}^{-1} \widehat{S}(\hat{\theta}_0).$$

where  $\widehat{\mathbf{H}}$  is an estimator of  $\mathbf{H} = \nabla_{\theta^\top} \mathbb{E}\{\mathbf{s}(Y, \mathbf{X}, \theta^*)\}$ .

**Output:** One-step Prediction De-Correlated estimator  $\hat{\theta}_{pdc,1}$ .

---

If an additional dataset for training  $\mu(\cdot)$  is obtainable and an initial estimator of  $\theta^*$  is available, an alternative procedure is to directly utilize this dataset to train a model on  $(\mathbf{s}(Y, \mathbf{X}, \theta^*), \mathbf{X})$ . Both the Algorithm 1 and such variant can be applied iteratively. We conclude this subsection with two examples to further clarify our methodology.

**Example 1** (Mean estimation). If  $s(y, \mathbf{x}, \theta) = \theta - y$ , then we are actually estimating  $\mathbb{E}(Y)$ . In this case,  $\mathbf{H}$  is fixed at 1, therefore we do not need to estimate it. If we choose  $\hat{\theta}_0 = \hat{\theta}_{sup} = \mathbb{E}_n(Y)$  and set  $\mathbf{f}(\mathbf{x}, \theta) = \mathbf{x}$ , then

$$\hat{\theta}_{pdc,1} = \mathbb{E}_n(Y) - \gamma \text{Cov}_n(Y, \mathbf{X}) \{\text{Cov}_n(\mathbf{X})\}^{-1} \{\mathbb{E}_n(\mathbf{X}) - \mathbb{E}_N(\mathbf{X})\}.$$

Now  $\hat{\theta}_{pdc,1}$  is just the mean estimator proposed by Zhang et al. (2019). With an additional pre-trained model  $\mu(\cdot)$ , we can set  $\mathbf{f}(\mathbf{x}, \theta) = \theta - \mu(\mathbf{x})$ , and then  $\hat{\theta}_{pdc,1}$  becomes

$$\hat{\theta}_{pdc,1} = \mathbb{E}_n(Y) - \gamma \text{Cov}_n\{Y, \mu(\mathbf{X})\} [\text{Cov}_n\{\mu(\mathbf{X})\}]^{-1} [\mathbb{E}_n\{\mu(\mathbf{X})\} - \mathbb{E}_N\{\mu(\mathbf{X})\}].$$

**Example 2** (Generalized Linear Models). In the generalized linear models, the loss function is  $l(y, \mathbf{x}, \theta) = -y\mathbf{x}^\top\theta + b(\mathbf{x}^\top\theta)$ . This corresponds to the estimating function  $\mathbf{s}(y, \mathbf{x}, \theta) = -y\mathbf{x} + b'(\mathbf{x}^\top\theta)\mathbf{x}$ . We can estimate  $\mathbf{H}$  by  $\widehat{\mathbf{H}} = \mathbb{E}_n\{b''(\mathbf{X}^\top\hat{\theta}_0)\mathbf{X}\mathbf{X}^\top\}$ . In linear model,  $\mathbf{s}(y, \mathbf{x}, \theta) = (\mathbf{x}^\top\theta - y)\mathbf{x}$ ,  $\widehat{\mathbf{H}} = \mathbb{E}_n(\mathbf{X}\mathbf{X}^\top)$ . In logistic model,

$$s(y, \mathbf{x}, \theta) = -y\mathbf{x} + \frac{\exp(\mathbf{x}^\top\theta)}{1 + \exp(\mathbf{x}^\top\theta)} \mathbf{x},$$

and  $\widehat{\mathbf{H}} = \mathbb{E}_n\left\{\frac{\exp(\mathbf{X}^\top\hat{\theta}_0)}{(1 + \exp(\mathbf{X}^\top\hat{\theta}_0))^2} \mathbf{X}\mathbf{X}^\top\right\}$ .

*Remark 1.* We notice an independent concurrent work of this article, POst-Prediction Inference (POP-Inf) (Miao et al., 2023). They also aim to gain efficiency by modifying the estimating

function. But in their settings, both  $\mathcal{D}_L$  and  $\mathcal{D}_U$  contain an auxiliary random vector  $\mathbf{Z}$  that is predictive of  $Y$ , that is  $\mathcal{D}_L = \{(y_i, \mathbf{x}_i, \mathbf{z}_i) : i = 1, \dots, n\}$ ,  $\mathcal{D}_U = \{(\mathbf{x}_i, \mathbf{z}_i) : i = n + 1, \dots, n + N\}$ , and  $\mu(Z)$  produces predictions for  $Y$ . If  $\mathbf{Z} = \mathbf{X}$ , then their settings are the same as ours. In this case, their modified estimating function is

$$\frac{1}{n} \sum_{i=1}^n \mathbf{s}(y_i, \mathbf{x}_i, \theta) + \omega \odot \left\{ \frac{1}{n} \sum_{i=1}^n \mathbf{s}(\mu(\mathbf{x}_i), \mathbf{x}_i, \theta) - \frac{1}{N} \sum_{i=n+1}^{n+N} \mathbf{s}(\mu(\mathbf{x}_i), \mathbf{x}_i, \theta) \right\},$$

where  $\omega$  is a weighting vector and  $\odot$  denotes the element-wise multiplication. This corresponding to  $\mathbf{T} = \text{diag}(\omega)$  in (2.1). They search for the best  $\hat{\omega}$  by reducing the variance of each element in the estimator successively until the algorithm converges. However, they do not give a closed form for the limit of  $\hat{\omega}$  with respect to the iterative times. So the asymptotic distribution of the limit of their estimator of  $\theta^*$  is also unclear. Moreover, POP-Inf can only utilize one predictive model, while our PDC procedure can adapt to multiple predictive models.

### 3 Theoretical results

In this section, we explore the theoretical properties of the PDC procedure. In Subsection 3.1, we establish the asymptotic normality for the PDC estimator. In Subsection 3.2, we show the relationship between the PDC and semi-supervised methods, and extend the PDC to accommodate semi-supervised setting via cross-fitting strategy. In Subsection 3.3, we further extend the PDC to accommodate the stochastic predictive model setting.

#### 3.1 Asymptotic normality

To proceed with the theoretical analysis, we need several assumptions.

**Assumption 1.**  $\theta^*$  is an interior point of  $\theta$ , where  $\theta$  is a compact subset of  $\mathbb{R}^d$ .

**Assumption 2.**  $\hat{\theta}_0$  is a  $\sqrt{n}$ -consistent estimator of  $\theta^*$ , that is  $\|\hat{\theta}_0 - \theta^*\| = O_p(n^{-1/2})$ ,  $\widehat{\mathbf{H}}$  is a consistent estimator of  $\mathbf{H}$  such that  $\|\widehat{\mathbf{H}} - \mathbf{H}\| = o_p(1)$ .

**Assumption 3.**  $\mathbb{E}\{\|\mathbf{s}(Y, \mathbf{X}, \theta^*)\|^2\} < \infty$ ,  $\mathbb{E}\{\|\mathbf{f}(\mathbf{X}, \theta^*)\|^2\} < \infty$ .

**Assumption 4.**  $\text{Cov}(\mathbf{f}_{\theta^*})$  and  $\mathbf{H}$  are nonsingular.

**Assumption 5.** For every  $\theta_1$  and  $\theta_2$  in a neighborhood of  $\theta^*$ , there exist measurable functions  $\dot{s}(\cdot, \cdot)$  and  $\dot{f}(\cdot)$  with

$$\mathbb{E}\{\dot{s}^2(Y, \mathbf{X})\} < \infty, \quad \mathbb{E}\{\dot{f}^2(\mathbf{X})\} < \infty$$

such that estimating function  $\mathbf{s}(\cdot, \cdot, \cdot)$  and predictive estimating function  $\mathbf{f}(\cdot, \cdot)$  satisfy the following smoothness conditions:

$$\begin{aligned}\|\mathbf{s}(y, \mathbf{x}, \theta_1) - \mathbf{s}(y, \mathbf{x}, \theta_2)\| &\leq \dot{\mathbf{s}}(y, \mathbf{x})\|\theta_1 - \theta_2\|, \\ \|\mathbf{f}(\mathbf{x}, \theta_1) - \mathbf{f}(\mathbf{x}, \theta_2)\| &\leq \dot{\mathbf{f}}(\mathbf{x})\|\theta_1 - \theta_2\|\end{aligned}$$

for any  $(y, \mathbf{x}) \in \mathcal{Y} \times \mathcal{X}$ .

Assumption 1 ensures that  $\theta^*$  is a reasonable target to estimate. Assumption 2 ensures  $\hat{\theta}_0$  is a good initial estimator, and can be satisfied by supervised estimator  $\hat{\theta}_{sup}$ . Assumption 3 enables the use of the central limit theorem. Assumption 4 is a regularity condition. Assumption 5 is a smoothness condition to guarantee the Donsker property. Similar assumptions can be found in Van der Vaart (1998). The following Theorem 1 establishes the asymptotic normality of  $\hat{\theta}_{pdc,1}$ .

**Theorem 1.** *Under Assumptions 1-5, assuming that  $N/(n+N) \rightarrow \eta$  for some constant  $\eta \in (0, 1]$ , then for any fixed  $\gamma \in \mathbb{R}$  we have*

$$\sqrt{n}(\hat{\theta}_{pdc,1} - \theta^*) \xrightarrow{D} N_d(\mathbf{0}, \mathbf{H}^{-1}\mathbf{\Gamma}(\gamma)\{\mathbf{H}^\top\}^{-1}), \quad (7)$$

where  $\mathbf{\Gamma}(\gamma) = \text{Cov}\{\mathbf{s}_{\theta^*}\} + (\gamma^2/\eta + 2\gamma)\text{Cov}(\mathbf{s}_{\theta^*}, \mathbf{f}_{\theta^*})\{\text{Cov}(\mathbf{f}_{\theta^*})\}^{-1}\text{Cov}(\mathbf{f}_{\theta^*}, \mathbf{s}_{\theta^*})$ .

*Remark 2.* Recall (2), we know that  $\sqrt{n}(\hat{\theta}_{sup} - \theta^*) \xrightarrow{D} N_d(\mathbf{0}, \mathbf{H}^{-1}\text{Cov}(\mathbf{s}_{\theta^*})\{\mathbf{H}^\top\}^{-1})$ . Since the matrix

$$\text{Cov}(\mathbf{s}_{\theta^*}, \mathbf{f}_{\theta^*})\{\text{Cov}(\mathbf{f}_{\theta^*})\}^{-1}\text{Cov}(\mathbf{f}_{\theta^*}, \mathbf{s}_{\theta^*})$$

is a positive semi-definite matrix, we need  $(\gamma^2/\eta + 2\gamma) \leq 0$  to obtain an estimator that is asymptotically more efficient than  $\hat{\theta}_{sup}$ . Simple mathematical operations give that:

- When  $\gamma \in \{-2\eta, 0\}$ ,  $\hat{\theta}_{pdc}$  is asymptotically as efficient as  $\hat{\theta}_{sup}$ .
- When  $\gamma \in (-2\eta, 0)$ :
  - If  $\text{Cov}(\mathbf{s}_{\theta^*}, \mathbf{f}_{\theta^*})\text{Cov}(\mathbf{f}_{\theta^*}, \mathbf{s}_{\theta^*})$  is a positive definite matrix, then  $\hat{\theta}_{pdc}$  is asymptotically more efficient than  $\hat{\theta}_{sup}$ .
  - If  $\mathbf{c}^\top \text{Cov}(\mathbf{s}_{\theta^*}, \mathbf{f}_{\theta^*}) \neq \mathbf{0}_q$  for a vector  $\mathbf{c} \in \mathbb{R}^d$ , then  $\mathbf{c}^\top \hat{\theta}_{pdc,1}$  is more asymptotically more efficient than  $\mathbf{c}^\top \hat{\theta}_{sup}$ . Notice that we have assumed  $\eta \neq 0$  in Theorem 1. Otherwise we may encounter a case where no PDC estimators are asymptotically more efficient than  $\hat{\theta}_{sup}$ .
- The optimal  $\gamma$  is  $\gamma_{opt} = -\eta$ . In this case,

$$\mathbf{\Gamma}(\gamma_{opt}) = \text{Cov}\{\mathbf{s}_{\theta^*}\} - \eta \cdot \text{Cov}(\mathbf{s}_{\theta^*}, \mathbf{f}_{\theta^*})\{\text{Cov}(\mathbf{f}_{\theta^*})\}^{-1}\text{Cov}(\mathbf{f}_{\theta^*}, \mathbf{s}_{\theta^*}).$$



In order to have a more intuitive understanding of Theorem 1, we consider a 1-dimensional case, that is,  $d = 1$ . For  $\gamma \in (-2\eta, 0)$ , we have  $\mathbf{\Gamma}(\gamma) - \mathbf{\Gamma}(0) \leq 0$  with equality holds only when  $\text{Cov}(\mathbf{s}_{\theta^*}, \mathbf{f}_{\theta^*}) = \mathbf{0}$ . As the linear space spanned by  $\mathbf{f}_{\theta^*}$ 's components is uncorrelated with  $\mathbf{s}_{\theta^*}$ , expecting an efficiency gain through  $\mathbf{f}_{\theta^*}$  is unrealistic. Moreover, in this case, the estimation of  $\mathbf{T}^*(\theta^*)$ , specifically,  $\widehat{\mathbf{T}}(\widehat{\theta}_0)$ , should well approach  $\mathbf{0}$  provided that a good initial estimator  $\widehat{\theta}_0$  is used. This data-adaptive weight selection property is the key reason why the PDC estimator is always no worse than the supervised counterpart.

Since we know the optimal  $\gamma_{opt}$ , we can estimate it in practice. A natural choice is  $\gamma_n = -N/(n + N)$ . The following corollary provides the asymptotic distribution of  $\widehat{\theta}_{pdc,1}$  when we set  $\gamma = \gamma_n$ .

**Corollary 1.** *Under the conditions of Theorem 1, if we choose  $\gamma = -N/(n + N)$ , then*

$$\sqrt{n}(\widehat{\theta}_{pdc,1} - \theta^*) \xrightarrow{D} N_d(\mathbf{0}, \mathbf{H}^{-1}\mathbf{\Gamma}(\gamma_{opt})\{\mathbf{H}^\top\}^{-1}).$$

### 3.2 Relationship with semi-supervised literature

If we choose  $\mathbf{f}(\mathbf{x}, \theta)$  as some deterministic function  $Z(\mathbf{x})$ ,  $\gamma = -N/(n + N)$ , and denote

$$\tilde{Z}(\mathbf{x}) = (1, Z(\mathbf{x})^\top)^\top, \mathbf{U}_n(\theta) = \mathbb{E}_n\{\mathbf{s}(Y, \mathbf{X}, \theta)\tilde{Z}(\mathbf{X})^\top\}[\mathbb{E}_n\{\tilde{Z}(\mathbf{X})\tilde{Z}(\mathbf{X})^\top\}]^{-1},$$

then

$$\hat{S}(\theta) = \mathbf{U}_n(\theta) \frac{1}{n + N} \sum_{i=1}^{n+N} \tilde{Z}(\mathbf{x}_i).$$

This is equivalent to using the method of Zhang et al. (2019) to estimate each element of  $\mathbb{E}\{\mathbf{s}(Y, \mathbf{X}, \theta)\}$  based on labeled data  $\{(\mathbf{s}(y_i, \mathbf{x}_i, \theta), \tilde{Z}(\mathbf{x}_i)), i = 1, \dots, n\}$  and unlabeled data  $\{\tilde{Z}(\mathbf{x}_i), i = n + 1, \dots, n + N\}$ . By the projection property,  $\hat{S}(\theta)$  can also be written as

$$\hat{S}(\theta) = \frac{1}{n + N} \sum_{i=1}^n \mathbf{s}(y_i, \mathbf{x}_i, \theta) + \frac{1}{n + N} \sum_{i=n+1}^{n+N} \mathbf{U}_n(\theta) \tilde{Z}(\mathbf{x}_i).$$

Searching for the zero point of this  $\hat{S}(\theta)$  is equivalent to finding the minimizer of the following modified risk function

$$\hat{R}(\theta) = \frac{1}{n + N} \sum_{i=1}^n l(y_i, \mathbf{x}_i, \theta) + \frac{1}{n + N} \sum_{i=n+1}^{n+N} \widehat{\beta}_l(\theta)^\top \tilde{Z}(\mathbf{x}_i),$$

where  $\widehat{\beta}_l(\theta) = [\mathbb{E}_n\{\tilde{Z}(\mathbf{X})\tilde{Z}(\mathbf{X})^\top\}]^{-1}\mathbb{E}_n\{\tilde{Z}(\mathbf{X})l(Y, \mathbf{X}, \theta)\}$ . This is the weighted loss function with the optimal weight in Song et al. (2023). Thus, our PDC procedure can be seen as an extension of the procedure in Song et al. (2023) to accommodate the pre-trained ML models.

In the classic semi-supervised setting where a pre-trained predictive model is unavailable, the PDC procedure can still be applied in a cross-fitting form (Chernozhukov et al., 2018; Zhang and Bradic, 2022; Chakraborty et al., 2022; Zrnic and Candès, 2024). We split  $\mathcal{D}_L$  into  $K$  folds  $\mathcal{D}_L^{(1)}, \dots, \mathcal{D}_L^{(K)}$ , each of size  $n/K$ , and split  $\mathcal{D}_U$  into  $K$  folds  $\mathcal{D}_U^{(1)}, \dots, \mathcal{D}_U^{(K)}$ , each of size  $N/K$ , where we have assumed  $n$  and  $N$  are divisible by  $K$  for simplicity. We utilize all folds but  $\mathcal{D}_L^{(j)}$  to train the predictive estimating function  $\hat{\mathbf{f}}^{(-j)}(\cdot, \cdot) : \mathcal{X} \times \Theta \rightarrow \mathbb{R}^q$  and estimate an initial  $\sqrt{n}$ -consistent estimator  $\hat{\theta}^{(-j)}$  for  $\theta^*$ . Then we construct the PDC score for the  $j$ -th fold

$$\hat{S}^{(j)} = \mathbb{E}_{\mathcal{D}_L^{(j)}} \left\{ \mathbf{s}_{\hat{\theta}^{(-j)}} + \gamma \widehat{\mathbf{T}}_{ss}^{(j)}(\hat{\theta}^{(-j)}) \left\{ \hat{\mathbf{f}}_{\hat{\theta}^{(-j)}}^{(-j)} - \mathbb{E}_{\mathcal{D}_U^{(j)}}(\hat{\mathbf{f}}_{\hat{\theta}^{(-j)}}^{(-j)}) \right\} \right\},$$

where  $\mathbb{E}_{\mathcal{D}_L^{(j)}}(g) = K/n \sum_{i \in \mathcal{D}_L^{(j)}} g(\mathbf{x}_i)$ ,  $\mathbb{E}_{\mathcal{D}_U^{(j)}}(g) = K/N \sum_{i \in \mathcal{D}_U^{(j)}} g(\mathbf{x}_i)$  for any measurable function  $g(\cdot)$  defined in  $\mathcal{X}$ , and

$$\widehat{\mathbf{T}}_{ss}^{(j)}(\theta) = \text{Cov}_{\mathcal{D}_L^{(j)}}(\mathbf{s}_\theta, \hat{\mathbf{f}}_\theta^{(-j)}) \{ \text{Cov}_{\mathcal{D}_L^{(j)}}(\hat{\mathbf{f}}_\theta^{(-j)}) \}^{-1},$$

where  $\text{Cov}_{\mathcal{D}_L^{(j)}}(\cdot)$  denotes the sample covariance based on the dataset  $\mathcal{D}_L^{(j)}$ . The one-step PDC estimator for the  $j$ -th fold is  $\hat{\theta}^{(-j)} - \widehat{\mathbf{H}}^{-1} \hat{S}^{(j)}$ . The semi-supervised PDC estimator is the aggregation of these estimators

$$\hat{\theta}_{sspdc,1} = \frac{1}{K} \sum_{j=1}^K (\hat{\theta}^{(-j)} - \widehat{\mathbf{H}}^{-1} \hat{S}^{(j)}).$$

Theorem 2 shows that, under suitable conditions,  $\hat{\theta}_{sspdc,1}$  has the same asymptotic distribution as  $\hat{\theta}_{pdc,1}$ .

**Theorem 2.** *Assume there exists a fixed real-valued function  $\mathbf{f}$  such that Assumptions 1-5 and Assumptions 7-8 in the Appendix hold. Further more, assume that  $N/(n+N) \rightarrow \eta$  for some constant  $\eta \in (0, 1]$ . Then, for any fixed  $\gamma \in \mathbb{R}$ , we have*

$$\sqrt{n}(\hat{\theta}_{sspdc,1} - \theta^*) \xrightarrow{D} N_d(\mathbf{0}, \mathbf{H}^{-1} \mathbf{\Gamma}(\gamma) \{ \mathbf{H}^\top \}^{-1}). \quad (8)$$

### 3.3 Extension: stochastic predictive model

In Subsection 3.1, we implicitly assume that  $\mathbf{f}(\cdot, \theta)$  is a deterministic function. However, in practice, the black-box ML model  $\mu(\cdot)$  could be a random function. We now extend Theorem 1 to accommodate this scenario. Here, we rewrite  $\mu(\cdot)$  as  $\mu_\zeta(\cdot)$ ,  $\mathbf{f}(\cdot, \theta)$  as  $\mathbf{f}_\zeta(\cdot, \theta)$ , where  $\zeta$  represents the stochastic noise. We need the following conditions.

**Assumption 6.** (a) For any  $\theta \in \Theta$ ,  $\mathbf{f}_\zeta(\cdot, \theta)$  can be decomposed as  $\mathbf{f}_\zeta(\cdot, \theta) = \tilde{\mathbf{f}}(\cdot, \theta) + \mathbf{b}_\zeta(\cdot)$  for some deterministic function  $\tilde{\mathbf{f}}(\cdot, \cdot) : \mathbb{R}^p \times \mathbb{R}^d \rightarrow \mathbb{R}^q$  and stochastic function  $\mathbf{b}_\zeta(\cdot) : \mathbb{R}^p \rightarrow \mathbb{R}^q$ .

(b)  $\{\mathbf{s}(\cdot, \cdot, \theta) : \theta \in \Theta\}$  is a  $\text{Pr}_{\mathbf{Y}, \mathbf{X}}$ -Donsker class,  $\{\tilde{\mathbf{f}}(\cdot, \theta) : \theta \in \Theta\}$  is a  $\text{Pr}_{\mathbf{X}}$ -Donsker class.

Assumption 6(a) is a structural assumption which ensures that the stochasticity of  $\zeta$  does not affect the estimation of  $\theta$ . In practice, if we choose  $\mathbf{f}_\zeta(\mathbf{x}, \theta)$  as  $\mathbf{s}(\mu_\zeta(\mathbf{x}), \mathbf{x}, \theta)$  for some random function  $\mu_\zeta(\cdot)$ , then Assumption 6(a) is satisfied by most common estimating functions, e.g., the estimating functions in Examples 1, 2. Assumption 6(b) is a generalized version of Assumption 5.

Next, we extend Theorem 1 to accommodate the random predictive model. Recall that  $\mathbb{E}(\cdot)$  is defined as the expectation with respect to all the stochastic terms, so now the expectations in Theorem 3 are taken with respect to  $(\mathbf{Y}, \mathbf{X}, \zeta)$ .

**Theorem 3.** *Suppose that Assumptions 1-4 and 6 hold, and  $N/(n + N) \rightarrow \eta$  for some constant  $\eta \in (0, 1]$ . Then for any fixed  $\gamma \in \mathbb{R}$ , (7) still holds with  $\mathbf{\Gamma}(\gamma) = \text{Cov}\{\mathbf{s}_{\theta^*}\} + (\gamma^2/\eta + 2\gamma)\text{Cov}(\mathbf{s}_{\theta^*}, \mathbf{f}_{\zeta; \theta^*})\{\text{Cov}(\mathbf{f}_{\zeta; \theta^*})\}^{-1}\text{Cov}(\mathbf{f}_{\zeta; \theta^*}, \mathbf{s}_{\theta^*})$ , where  $\mathbf{f}_{\zeta; \theta} = \mathbf{f}_\zeta(\cdot, \theta)$ .*

Now we can use  $\hat{\theta}_{pdc,1}$  to construct confidence interval for  $\mathbf{c}^\top \theta^*$ , where  $\mathbf{c}$  is any vector from  $\mathbb{R}^d$ . Under the conditions of Theorem 1, the asymptotic  $(1 - \alpha)$ -size confidence interval for  $\mathbf{c}^\top \theta^*$  can be written as

$$\left[ \mathbf{c}^\top \hat{\theta}_{pdc,1} - \frac{z_{1-\alpha/2}}{\sqrt{n}} \left\{ \mathbf{c}^\top \widehat{\mathbf{V}}(\gamma) \mathbf{c} \right\}^{1/2}, \mathbf{c}^\top \hat{\theta}_{pdc,1} + \frac{z_{1-\alpha/2}}{\sqrt{n}} \left\{ \mathbf{c}^\top \widehat{\mathbf{V}}(\gamma) \mathbf{c} \right\}^{1/2} \right],$$

where  $\widehat{\mathbf{V}}(\gamma) = \widehat{\mathbf{H}}^{-1} \widehat{\mathbf{\Gamma}}(\gamma) \{\widehat{\mathbf{H}}\}^{-1}$ , and  $\widehat{\mathbf{H}}, \widehat{\mathbf{\Gamma}}(\gamma)$  are consistent estimators for  $\mathbf{H}, \mathbf{\Gamma}(\gamma)$  respectively.

For consistent estimators for  $\mathbf{H}$  and  $\mathbf{\Gamma}(\gamma)$ , we can choose

$$\begin{aligned} \widehat{\mathbf{H}} &= \mathbb{E}_n \{ \nabla_{\theta^\top} \mathbf{s}(\mathbf{Y}, \mathbf{X}, \hat{\theta}) \}, \\ \widehat{\mathbf{\Gamma}}(\gamma) &= \text{Cov}_n \{ \mathbf{s}_{\hat{\theta}} \} + \left( \frac{1}{\eta} \gamma^2 + 2\gamma \right) \text{Cov}_n(\mathbf{s}_{\hat{\theta}}, \mathbf{f}_{\hat{\theta}}) \{ \text{Cov}_n(\mathbf{f}_{\hat{\theta}}) \}^{-1} \text{Cov}_n(\mathbf{f}_{\hat{\theta}}, \mathbf{s}_{\hat{\theta}}), \end{aligned}$$

where  $\hat{\theta}$  is a consistent estimator of  $\theta^*$  that can be replaced by any appropriate estimator of  $\theta^*$ , for example, the aforementioned one-step PDC estimator  $\hat{\theta}_{pdc,1}$ . To fairly compare different estimators, we choose  $\hat{\theta} = \hat{\theta}_{sup}$  since it only utilizes the labeled data. Then the asymptotic  $(1 - \alpha)$ -size confidence interval for  $\mathbf{c}^\top \theta^*$  constructed by supervised estimator  $\hat{\theta}_{sup}$  can be written as

$$\left[ \mathbf{c}^\top \hat{\theta}_{sup} - \frac{z_{1-\alpha/2}}{\sqrt{n}} \left\{ \mathbf{c}^\top \widehat{\mathbf{V}}(0) \mathbf{c} \right\}^{1/2}, \mathbf{c}^\top \hat{\theta}_{sup} + \frac{z_{1-\alpha/2}}{\sqrt{n}} \left\{ \mathbf{c}^\top \widehat{\mathbf{V}}(0) \mathbf{c} \right\}^{1/2} \right].$$

## 4 Experiments

### 4.1 Simulation studies

In this section, we investigate the numerical performance of PDC estimator in various settings in terms of coverage probability and width of confidence intervals (CI). We compare the performance

of PDC estimator to that of the following estimators: PPI++, PPI (Angelopoulos et al., 2023a), semi-supervised estimator (Zhang et al., 2019; Azriel et al., 2022), and supervised estimator  $\hat{\theta}_{sup}$ . Since the methods DESSL (Schmutz et al., 2023) and PPI++ (Angelopoulos et al., 2023b) are almost equivalent in our simulation settings, we only report the results of PPI++. For the PDC, PPI++, PPI, we use the one-step version. Confidence levels are all set to  $\alpha = 0.1$ . All simulation results are based on 1000 replications. We generate data from model  $Y = 1 + \beta^\top \mathbf{X} + \beta^\top (\mathbf{X}^2 - \mathbf{1}) + \zeta$  with  $\mathbf{X} \sim \mathcal{N}(0, \mathbf{I})$ ,  $\zeta \sim \mathcal{N}(0, 1)$  and  $\beta^\top = (\beta_{(1)}, -1, -2, -2)$ . The value of  $\beta_{(1)}$  may be different under different settings. Unless specified, the sample size for the labeled data is  $n = 1000$ , while for the unlabeled data it is  $N = 5000$ . Predictive estimating functions  $\mathbf{f}(\mathbf{x}, \theta)$  are set to  $\mathbf{s}(\mu(\mathbf{x}), \mathbf{x}, \theta)$  with some predictive model  $\mu(\cdot)$ .

We report simulation results in terms of the coverage probability of CI and the ratio of CI's width to that of the supervised counterpart. The reported width ratio (WR) is the average of width ratios from 1000 replications. We consider the following two scenarios:

**Scenario 1 (Mean estimation)** The estimation target is  $\theta^* = \mathbb{E}(Y)$ .  $\mathbf{s}(y, \mathbf{x}, \theta) = \theta - y$ . Since  $\theta^*$  is a 1-dimensional target and  $\mathbf{f}(\mathbf{x}, \theta) = \mathbf{s}(\mu(\mathbf{x}), \mathbf{x}, \theta)$ , PDC is equivalent to PPI++ in this setup. We compare the performance of PDC estimator to the performance of three estimators: semi-supervised estimator (Zhang et al., 2019), PPI, and supervised estimator.

**Scenario 2 (Linear regression)** The estimation target is  $\theta_{(1)}^*$ , where  $\theta^* = \arg \min_{\theta} \mathbb{E}\{(Y - \theta^\top \mathbf{X})^2\}$ .  $\mathbf{s}(y, \mathbf{x}, \theta) = (\mathbf{x}^\top \theta - y)\mathbf{x}$ . We compare the performance of PDC to the performance of four existing methods: semi-supervised estimator (Azriel et al., 2022), PPI++, PPI, and supervised estimator.

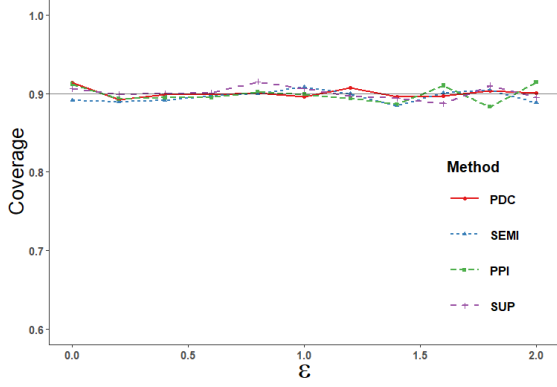
#### 4.1.1 Mean estimation

In this scenario, we consider three different settings, which take into account the influence of the magnitude of stochastic noise, labeled sample size, and unlabeled sample size on the performance of different methods. For each setting, we fix  $\beta_{(1)} = 9$ , and generate  $\zeta'$  for each observation.

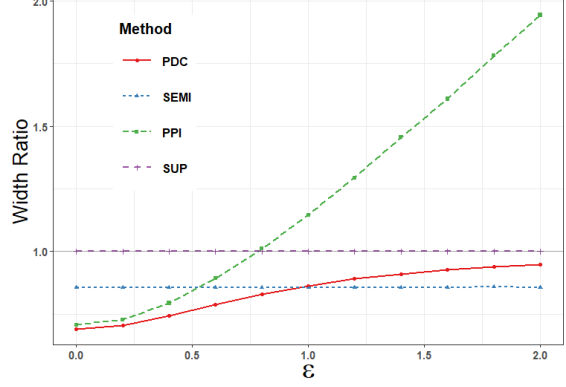
**Setting 1** The predictive model is set as  $\mu_{\zeta'}(\mathbf{x}) = (1 + \epsilon \cdot \zeta')(\beta^\top \mathbf{x}^2)$ , where  $\zeta' \sim \mathcal{N}(0, 1)$ ,  $\epsilon$  is successively set to each value in the set  $\{0, 0.2, 0.4, \dots, 2\}$ .

**Setting 2** The predictive model is set as  $\mu_{\zeta'}(\mathbf{x}) = (1 + 0.5 \cdot \zeta')(\beta^\top \mathbf{x}^2)$ , where  $\zeta' \sim \mathcal{N}(0, 1)$ .  $n$  is successively set to each value in the set  $500, 1000, \dots, 5500$ ,  $N$  is fixed at 5000.

**Setting 3** The predictive model is set as  $\mu_{\zeta'}(\mathbf{x}) = (1 + 0.5 \cdot \zeta')(\beta^\top \mathbf{x}^2)$ , where  $\zeta' \sim \mathcal{N}(0, 1)$ .  $N$  is successively set to each value in the set  $\{2000, 4000, \dots, 22000\}$ ,  $n$  is fixed at 1000.

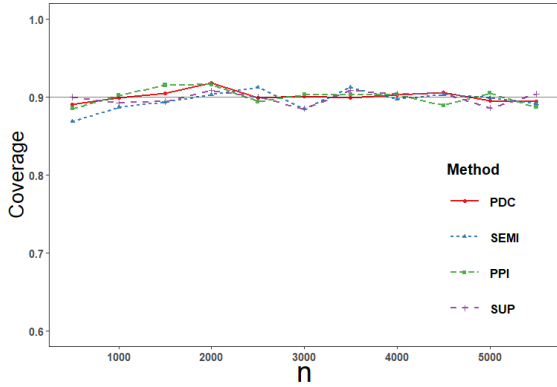


(a) Coverage probability for  $\mathbb{E}Y$

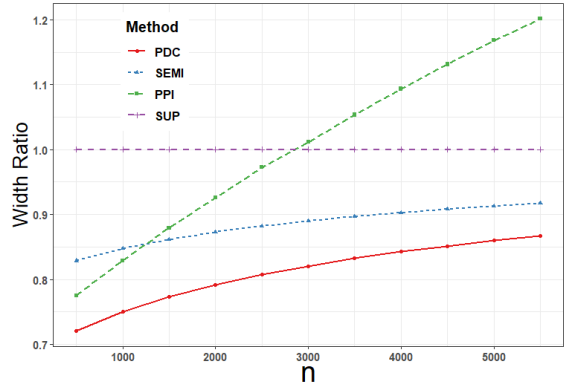


(b) Width ratio

Figure 1: Simulation results under Setting 1. Figure 1(a) presents the coverage probability of CI constructed by four methods versus noise level  $\epsilon$  of the predictive model  $\mu(\cdot)$ . Figure 1(b) presents the ratio of the width of different CI to the width of the CI constructed by  $\hat{\theta}_{sup}$ , versus the noise level  $\epsilon$ .



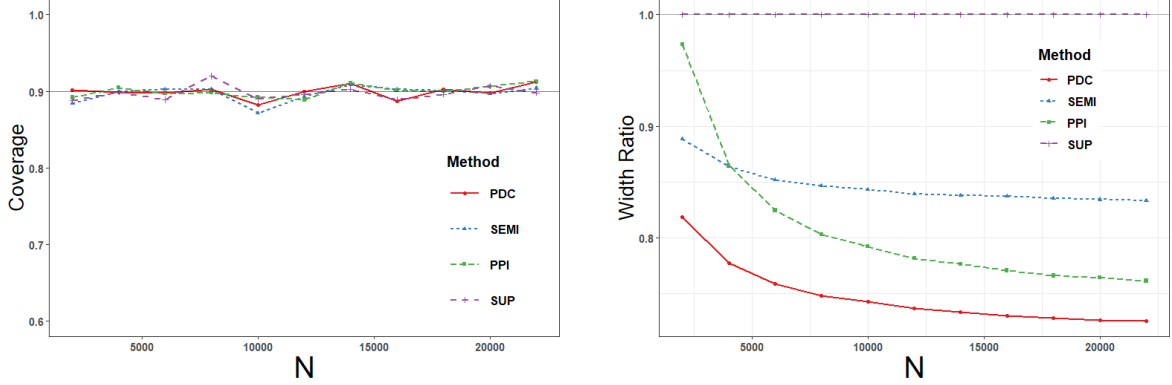
(a) Coverage probability for  $\mathbb{E}Y$



(b) Width ratio

Figure 2: Simulation results under Setting 2. Figure 2(a) presents the coverage probability of CI constructed by four methods versus labeled sample size  $n$ . Figure 2(b) presents ratio of the width of different CI to the width of the CI constructed by  $\hat{\theta}_{sup}$ , versus labeled sample size  $n$ .

Figures 1-3 summarizes the simulation results under Settings 1-3, respectively. Figures 1(a), 2(a) and 3(a) show that all methods guarantee the nominal  $(1 - \alpha)$  coverage rate. For the width, Figure 1(b) demonstrates that the performance of PPI deteriorates rapidly with the increase of noise level and can be substantially worse than the supervised counterpart. In contrast, the performance of PDC gets worse slowly and it consistently remains superior to the supervised counterpart. Both the PPI and PDC outperform the semi-supervised method when the noise level is low, whereas both methods perform worse than the semi-supervised method when the noise level is high. Figure 2(b)



(a) Coverage probability for EY

(b) Width ratio

Figure 3: Simulation results under Setting 3. Figure 3(a) presents the coverage probability of CI constructed by four methods versus unlabeled sample size  $N$ . Figure 3(b) presents ratio of the width of different CI to the width of the CI constructed by  $\hat{\theta}_{sup}$ , versus the unlabelled sample size  $N$ .

demonstrates that PPI outperforms the supervised method when  $n$  is relatively small compared to  $N$ . However, as  $n$  increases to the same order as  $N$ , the PPI’s performance deteriorates and becomes inferior to the supervised method. Conversely, PDC consistently maintains better performance than the supervised method, regardless of the value of  $n$ . Figure 3(b) further supports the results of Figure 2(b). When  $N$  is of the same order as  $n$ , the performance of PPI is inferior to that of the semi-supervised method. However, as  $N$  gradually increases to be much larger than  $n$ , the PPI quickly outperforms the semi-supervised method. The PDC consistently outperforms other methods regardless of the value of  $N$ .

#### 4.1.2 Linear regression

We consider the following three settings in the linear regression scenario. In setting 4 and setting 5, we investigate the influence of the coefficient  $\beta_{(1)}$  and use two different predictive models, corresponding to poor and good models, respectively. In setting 6, we explore the performance of the PDC procedure after combining two models as (5). In all settings,  $\beta_{(1)}$  takes value from the set  $\{0, 1, \dots, 10\}$  successively.

Setting 4 The predictive model is set as  $\mu(\mathbf{x}) = \beta_{-(1)}^\top \mathbf{x}_{-(1)} + \beta_{-(1)}^\top \mathbf{x}_{-(1)}^2$ .

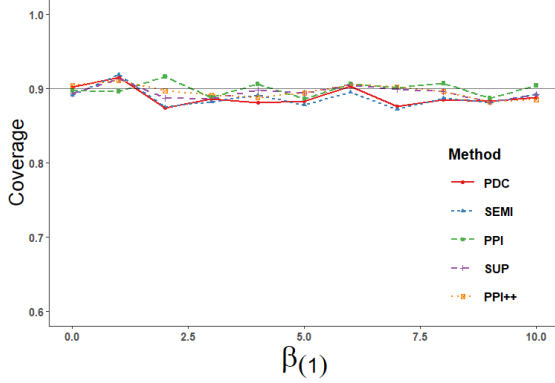
Setting 5 The predictive model is set as  $\mu(\mathbf{x}) = \beta^\top \mathbf{x}^2$ .

Setting 6 Two random forest models (Breiman, 2001) are trained from two datasets with distributions different from the target population. The two datasets are generated as follows:

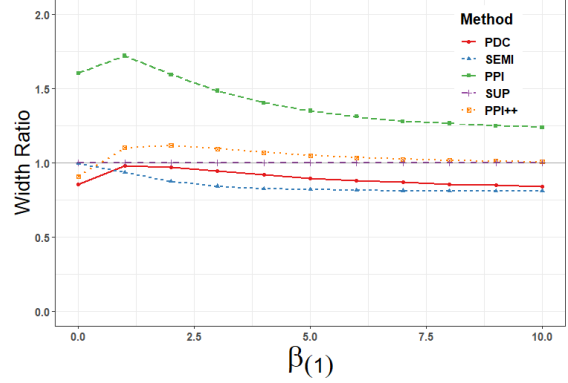
Dataset 1  $\mathbf{X} \sim N(0, \mathbf{I})$ ,  $Y = \beta^\top \mathbf{X} + \beta^\top \mathbf{X}^3 + \beta^\top \exp(\mathbf{X}) + \zeta_1$ ;

Dataset 2  $\mathbf{X} \sim N(0, \mathbf{I})$ ,  $Y = \beta^\top \mathbf{X}^2 + \zeta_2$ ,

where  $\zeta_1 \sim \text{LN}(0, 1)$ ,  $\zeta_2 \sim t_3$ , LN and  $t$  represent the log-normal distribution and  $t$  distribution respectively.

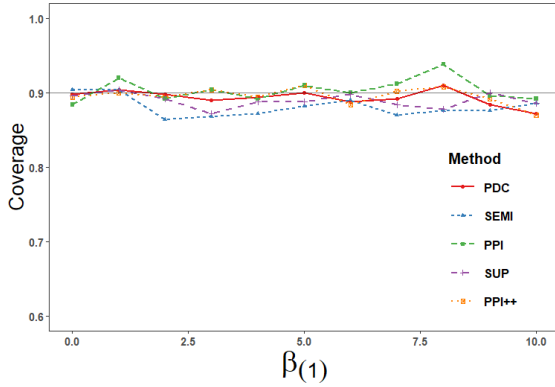


(a) Coverage probability for  $\theta_{(1)}$

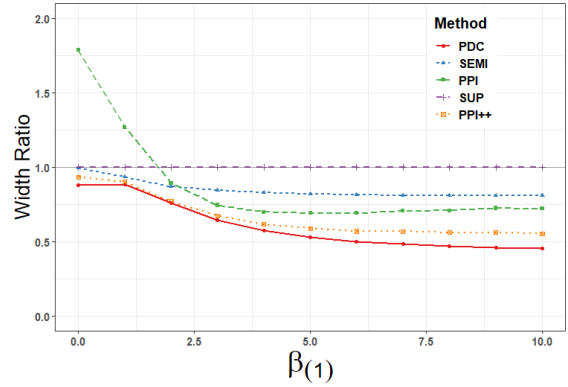


(b) Width ratio

Figure 4: Simulation results under Setting 4. Figure 4(a) presents the coverage probability of CI constructed using various methods versus the coefficient  $\beta_{(1)}$ . Figure 4(b) presents the ratio of the widths of different CI constructed using various methods to the width of the CI constructed by  $\hat{\theta}_{sup}$ , versus the coefficient  $\beta_{(1)}$ .



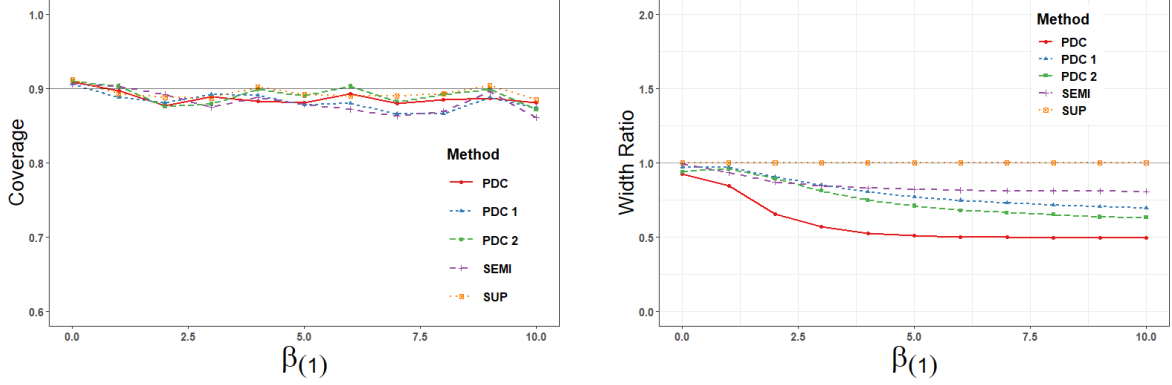
(a) Coverage probability for  $\theta_{(1)}$



(b) Width ratio

Figure 5: Simulation results under Setting 5. Figure 5(a) presents the coverage probability of CI constructed using various methods versus the coefficient  $\beta_{(1)}$ . Figure 5(b) presents the ratio of the widths of different CI constructed using various methods to the width of the CI constructed by  $\hat{\theta}_{sup}$ , versus the coefficient  $\beta_{(1)}$ .

Figures 4-6 present the simulation results under the Settings 4-6. Figures 4(a), 5(a) and 6(a) show that all methods guarantee the nominal  $(1 - \alpha)$  coverage rate. When the predictive model



(a) Coverage probability for  $\theta_{(1)}$

(b) Width ratio

Figure 6: Simulation results under Setting 6. Figure 6(a) presents the coverage probability of CI constructed using various methods versus the coefficient  $\beta_{(1)}$ . Figure 6(b) presents the ratio of the widths of different CI constructed using various methods to the width of the CI constructed by  $\hat{\theta}_{sup}$ , versus the coefficient  $\beta_{(1)}$ . ‘PDC 1’ and ‘PDC 2’ refer to the PDC method utilizing random forest models trained from Dataset 1 and Dataset 2, respectively. ‘PDC’ refers to the PDC method utilizing two random forest models.

is relatively poor, Figure 4(b) shows that the PPI method is worse than the supervised method for all values of  $\beta_{(1)}$ . The PPI++ method outperforms the supervised method only when  $\beta_{(1)}$  is very small, which is also the case where the predictive model performs relatively well. However, as  $\beta_{(1)}$  increases, PPI++ quickly becomes inferior to the supervised method. Both the semi-supervised method and PDC outperform the supervised method. Figure 4(b) also implies that when the predictive model is poor, both the PPI and PPI++, as well as the PDC, can be inferior to the semi-supervised method. When the predictive model is relatively good, Figure 5(b) shows that all the methods can outperform the supervised counterpart when  $\beta_{(1)}$  is relatively large, and particularly, the PDC outperforms all the other methods regardless of the value of  $\beta_{(1)}$ . Figure 6(b) shows that combining two predictive models can substantially reduce the variance of the PDC estimator, and consequently, narrow the width of the CI constructed by the PDC.

## 4.2 Real data analysis

In this section, we consider an application of our proposed method to the Los Angeles homeless dataset (Kriegler and Berk, 2010). In 2004-2005, the Los Angeles Homeless Services Authority conducted a study of the homeless population. A stratified spatial sampling was used on the 2054 census tracts of Los Angeles County. First, 244 tracts that were believed to have a large amount of homeless were preselected and visited with probability 1. These tracts are known as “hot tracts.” Next, 265 of the rest non-hot tracts were randomly selected and visited (as  $\mathcal{D}_L$ ), leaving



Table 1: Results from applying different methods to the Los Angeles homeless dataset described in Subsection 4.2.

	SUP		PDC			PPI++			PPI		
	$\hat{\theta}_{sup}$	$\widehat{SD}$	$\hat{\theta}_{pdc}$	$\widehat{SD}$	WR	$\hat{\theta}_{ppi++}$	$\widehat{SD}$	WR	$\hat{\theta}_{ppi}$	$\widehat{SD}$	WR
Intercept	21.964	14.171	16.906	13.633	0.962	20.603	14.023	0.990	48.419	41.258	2.911
Perc.Industrial	0.028	0.194	-0.018	0.188	0.966	0.032	0.203	1.044	-0.049	0.621	3.197
Perc.Residential	-0.088	0.097	-0.108	0.096	0.983	-0.098	0.096	0.991	0.115	0.308	3.169
Perc.Vacant	1.404	0.570	1.995	0.474	0.832	1.478	0.541	0.948	-0.033	1.932	3.387
Perc.Commercial	0.339	0.362	0.515	0.350	0.965	0.360	0.356	0.983	-0.071	0.783	2.160
Perc.OwnerOcc	-0.233	0.090	-0.212	0.085	0.940	-0.209	0.088	0.980	-0.703	0.255	2.830
Perc.Minority	0.059	0.130	0.077	0.125	0.956	0.071	0.129	0.990	-0.186	0.327	2.504
MedianInc (in \$K)	0.074	0.081	0.079	0.069	0.846	0.066	0.073	0.901	0.235	0.415	5.104

Notes:  $\hat{\theta}$ , the point estimator;  $\widehat{SD}$ , the estimated standard deviation; WR, the ratio of CI's width to that of the supervised counterpart.

1545 non-hot tracts unvisited (as  $\mathcal{D}_U$ ). We include seven predictors recommended by [Kriegler and Berk \(2010\)](#) in our study, `Perc.Industrial`, `Perc.Residential`, `Perc.Vacant`, `Perc.Commercial`, `Perc.OwnerOcc`, `Perc.Minority`, `MedianHouseholdIncome`. The response variable is `Total`. Our goal is to estimate the linear regression coefficient on the population of non-hot tracts.

Although the data from 244 hot tracts is labeled, it is considered to be biased from the population of non-hot tracts. The previous works usually leave out this part of data and only utilize the data from 1810 non-hot tracts ([Zhang et al., 2019](#); [Azriel et al., 2022](#); [Song et al., 2023](#)). To fully leverage the information contained in the dataset, we train a random forest model ([Breiman, 2001](#)) on the data from 244 hot tracts and use this model as the predictive function  $\mu(\cdot)$ . The resulting estimators, along with their estimated standard deviation ( $\widehat{SD}$ ) and the ratio of their CI's width to that of the supervised counterpart are given in Table 1.

Since the predictive model is obtained from a different distribution, the performance of the PPI estimators is poor with much larger standard errors than the supervised counterparts. We owe this to the prediction bias. Both the PDC and PPI++ produce reasonable estimates. We also notice that the PDC estimator always has a smaller standard error than that of the other three methods. Another point worth noting is that, for the estimation of the coefficient of `Perc.Industrial`, PPI++ produces an estimator with a larger standard error than that of the supervised counterpart. This demonstrates that the PPI++ cannot guarantee the element-wise variance reduction. To see the difference between PPI++ and PDC more fundamentally, we present the numerical results of the estimated  $\mathbf{T}$  and the tuning parameter of PPI++ at the end of the Appendix.

## 5 Discussion

In this article, we propose a novel assumption-lean, model-adaptive approach for post-prediction inference, called Prediction De-Correlated inference. We establish the asymptotic normality of the PDC estimator and compare it with several recent works. The PDC estimator consistently outperforms the supervised estimator and can be extended to accommodate multiple predictive models. Both numerical results and real-world data analysis back up our theoretical results.

This article inspires several directions worthy of further investigation. First, the optimal approach to combine multiple predictive models is unclear. Second, the PDC procedure can only be applied when the dimension of inference target is fixed. Finding a safe alternative under high-dimensional post-prediction settings is of interest and we leave it for future work.

## Acknowledgements

The authors are indebted to the Editor, the Associate Editor and two referees for their constructive comments and suggestions that led to a significant improvement of this paper.

## References

- Angelopoulos, A. N., Bates, S., Fannjiang, C., Jordan, M. I., and Zrnic, T. (2023a), “Prediction-powered inference,” *Science*, 382, 669–674.
- Angelopoulos, A. N., Duchi, J. C., and Zrnic, T. (2023b), “PPI++: Efficient Prediction-Powered Inference,” *arXiv preprint arXiv:2311.01453*.
- Azriel, D., Brown, L. D., Sklar, M., Berk, R., Buja, A., and Zhao, L. (2022), “Semi-supervised linear regression,” *Journal of the American Statistical Association*, 117, 2238–2251.
- Breiman, L. (2001), “Random forests,” *Machine Learning*, 45, 5–32.
- Cai, T., Li, M., and Liu, M. (2022), “Semi-supervised Triply Robust Inductive Transfer Learning,” *arXiv preprint arXiv:2209.04977*.
- Chakraborty, A. and Cai, T. (2018), “Efficient and adaptive linear regression in semi-supervised settings,” *The Annals of Statistics*, 46, 1541 – 1572.
- Chakraborty, A., Dai, G., and Carroll, R. J. (2022), “Semi-Supervised Quantile Estimation: Robust and Efficient Inference in High Dimensional Settings,” *arXiv preprint arXiv:2201.10208*.

- Chapelle, O., Schölkopf, B., and Zien, A. (2009), *Semi-supervised Learning*, MIT Press.
- Chernozhukov, V., Chetverikov, D., Demirer, M., Duflo, E., Hansen, C., Newey, W., and Robins, J. (2018), “Double/debiased machine learning for treatment and structural parameters,” *The Econometrics Journal*, 21, C1–C68.
- Hou, J., Guo, Z., and Cai, T. (2023), “Surrogate assisted semi-supervised inference for high dimensional risk prediction,” *Journal of Machine Learning Research*, 24, 1–58.
- Khoury, S., Massad, D., and Fardous, T. (1999), “Mortality and causes of death in Jordan 1995-96: assessment by verbal autopsy.” *Bulletin of the World Health Organization*, 77, 641.
- Kim, I., Wasserman, L., Balakrishnan, S., and Neykov, M. (2024), “Semi-Supervised U-statistics,” *arXiv preprint arXiv:2402.18921*.
- Kriegler, B. and Berk, R. (2010), “Small area estimation of the homeless in Los Angeles: An application of cost-sensitive stochastic gradient boosting,” *The Annals of Applied Statistics*, 4, 1234–1255.
- Liu, J. Z., Erlich, Y., and Pickrell, J. K. (2017), “Case–control association mapping by proxy using family history of disease,” *Nature genetics*, 49, 325–331.
- Miao, J., Miao, X., Wu, Y., Zhao, J., and Lu, Q. (2023), “Assumption-lean and Data-adaptive Post-Prediction Inference,” *arXiv preprint arXiv:2311.14220*.
- Michaelson, J. J., Loguercio, S., and Beyer, A. (2009), “Detection and interpretation of expression quantitative trait loci (eQTL),” *Methods*, 48, 265–276.
- Schmutz, H., Humbert, O., and Mattei, P.-A. (2023), “Don’t fear the unlabelled: safe semi-supervised learning via debiasing,” in *The Eleventh International Conference on Learning Representations*.
- Song, S., Lin, Y., and Zhou, Y. (2023), “A General M-estimation Theory in Semi-Supervised Framework,” *Journal of the American Statistical Association*, 1–11.
- Van der Vaart, A. W. (1998), *Asymptotic Statistics*, Cambridge Series in Statistical and Probabilistic Mathematics, Cambridge University Press.
- Wang, S., McCormick, T. H., and Leek, J. T. (2020), “Methods for correcting inference based on outcomes predicted by machine learning,” *Proceedings of the National Academy of Sciences*, 117, 30266–30275.

Zhang, A., Brown, L. D., and Cai, T. T. (2019), “Semi-supervised inference: General theory and estimation of means,” *The Annals of Statistics*, 47, 2538 – 2566.

Zhang, Y. and Bradic, J. (2022), “High-dimensional semi-supervised learning: in search of optimal inference of the mean,” *Biometrika*, 109, 387–403.

Zrnic, T. and Candès, E. J. (2024), “Cross-prediction-powered inference,” *Proceedings of the National Academy of Sciences*, 121, e2322083121.

## Appendix

We define the empirical notation for any measurable function  $g(\cdot)$ ,  $\mathbb{G}_n(g) = \sqrt{n}\{\mathbb{E}_n(g) - \mathbb{E}(g)\}$ ,  $\mathbb{G}_N(g) = \sqrt{N}\{\mathbb{E}_N(g) - \mathbb{E}(g)\}$ .

*Proof of Theorem 1.*

$$\begin{aligned}
\sqrt{n}\widehat{\mathbf{H}}(\hat{\theta}_{pdc,1} - \theta^*) &= \sqrt{n}\widehat{\mathbf{H}}(\hat{\theta}_0 - \theta^*) - \sqrt{n}\mathbb{E}_n(\mathbf{s}_{\hat{\theta}_0} - \mathbf{s}_{\theta^*}) \\
&\quad - \sqrt{n}\left[\mathbb{E}_n\mathbf{s}_{\theta^*} + \gamma\mathbf{T}^*(\theta^*)\{\mathbb{E}_n(\mathbf{f}_{\theta^*}) - \mathbb{E}_N(\mathbf{f}_{\theta^*})\}\right] \\
&\quad - \sqrt{n}\gamma\mathbf{T}^*(\theta^*)\{\mathbb{E}_n(\mathbf{f}_{\hat{\theta}_0} - \mathbf{f}_{\theta^*}) - \mathbb{E}_N(\mathbf{f}_{\hat{\theta}_0} - \mathbf{f}_{\theta^*})\} \\
&\quad - \sqrt{n}\gamma\{\widehat{\mathbf{T}}(\hat{\theta}_0) - \mathbf{T}^*(\theta^*)\}\{\mathbb{E}_n(\mathbf{f}_{\hat{\theta}_0}) - \mathbb{E}_N(\mathbf{f}_{\hat{\theta}_0})\} \\
&:= \text{I} - \text{II} - \text{III} - \text{IV}.
\end{aligned} \tag{9}$$

By Assumption 5 and Example 19.7 in Van der Vaart (1998), we know function class  $\{\mathbf{s}(\cdot, \cdot, \theta) : \theta \in \Theta\}$  is a  $\text{Pr}_{\mathbf{Y}, \mathbf{X}}$ -Donsker class. Next, Lemma 19.24 of Van der Vaart (1998) implies

$$\mathbb{G}_n(\mathbf{s}_{\hat{\theta}_0} - \mathbf{s}_{\theta^*}) = o_p(1). \tag{10}$$

Hence,

$$\mathbb{E}_n(\mathbf{s}_{\hat{\theta}_0} - \mathbf{s}_{\theta^*}) = \mathbb{E}(\mathbf{s}_{\hat{\theta}_0} - \mathbf{s}_{\theta^*}) + o_p(n^{-1/2}). \tag{11}$$

Thus we can write I as

$$\begin{aligned}
\text{I} &= \sqrt{n}\widehat{\mathbf{H}}(\hat{\theta}_0 - \theta^*) - \sqrt{n}\mathbb{E}(\mathbf{s}_{\hat{\theta}_0} - \mathbf{s}_{\theta^*}) + o_p(1) \\
&= \sqrt{n}\widehat{\mathbf{H}}(\hat{\theta}_0 - \theta^*) - \sqrt{n}\mathbf{H}(\hat{\theta}_0 - \theta^*) + \sqrt{n}o_p(\|\hat{\theta}_0 - \theta^*\|) + o_p(1) \\
&= o_p(1),
\end{aligned} \tag{12}$$

where the second line uses Taylor expansion, the last line follows from Assumption 2.

For III, following the same step as deriving (10), we have

$$\begin{aligned}
\mathbb{E}_n(\mathbf{f}_{\hat{\theta}_0} - \mathbf{f}_{\theta^*}) &= \mathbb{E}(\mathbf{f}_{\hat{\theta}_0} - \mathbf{f}_{\theta^*}) + n^{-1/2}\mathbb{G}_n(\mathbf{f}_{\hat{\theta}_0} - \mathbf{f}_{\theta^*}) = \mathbb{E}(\mathbf{f}_{\hat{\theta}_0} - \mathbf{f}_{\theta^*}) + o_p(n^{-1/2}), \\
\mathbb{E}_N(\mathbf{f}_{\hat{\theta}_0} - \mathbf{f}_{\theta^*}) &= \mathbb{E}(\mathbf{f}_{\hat{\theta}_0} - \mathbf{f}_{\theta^*}) + N^{-1/2}\mathbb{G}_N(\mathbf{f}_{\hat{\theta}_0} - \mathbf{f}_{\theta^*}) = \mathbb{E}(\mathbf{f}_{\hat{\theta}_0} - \mathbf{f}_{\theta^*}) + o_p(N^{-1/2}).
\end{aligned} \tag{13}$$

Therefore,

$$\|\text{III}\| \leq \gamma \|\mathbf{T}^*(\theta^*)\| \left\| \mathbb{G}_n(\mathbf{f}_{\hat{\theta}_0} - \mathbf{f}_{\theta^*}) - \sqrt{\frac{n}{N}} \mathbb{G}_N(\mathbf{f}_{\hat{\theta}_0} - \mathbf{f}_{\theta^*}) \right\| = o_p(1). \quad (14)$$

For IV, we decompose  $\|\text{IV}\|$  as two terms,

$$\begin{aligned} \|\text{IV}\| &\leq \sqrt{n}\gamma \|\widehat{\mathbf{T}}(\hat{\theta}_0) - \mathbf{T}^*(\theta^*)\| \left\| \mathbb{E}_n(\mathbf{f}_{\hat{\theta}_0} - \mathbf{f}_{\theta^*}) - \mathbb{E}_N(\mathbf{f}_{\hat{\theta}_0} - \mathbf{f}_{\theta^*}) \right\| \\ &\quad + \sqrt{n}\gamma \|\widehat{\mathbf{T}}(\hat{\theta}_0) - \mathbf{T}^*(\theta^*)\| \left\| \mathbb{E}_n(\mathbf{f}_{\theta^*}) - \mathbb{E}_N(\mathbf{f}_{\theta^*}) \right\|. \end{aligned} \quad (15)$$

We consider  $\|\widehat{\mathbf{T}}(\hat{\theta}_0) - \mathbf{T}^*(\theta^*)\|$  first. We have

$$\|\widehat{\mathbf{T}}(\hat{\theta}_0) - \mathbf{T}^*(\theta^*)\| \leq \|\widehat{\mathbf{T}}(\hat{\theta}_0) - \widehat{\mathbf{T}}(\theta^*)\| + \|\widehat{\mathbf{T}}(\theta^*) - \mathbf{T}^*(\theta^*)\|. \quad (16)$$

Since  $d$  is fixed, the law of large numbers implies the second part on the right-hand side is a small term, that is

$$\|\widehat{\mathbf{T}}(\theta^*) - \mathbf{T}^*(\theta^*)\| = o_p(1). \quad (17)$$

For the first part,

$$\begin{aligned} \|\widehat{\mathbf{T}}(\hat{\theta}_0) - \widehat{\mathbf{T}}(\theta^*)\| &\leq \|\text{Cov}_n(\mathbf{s}_{\hat{\theta}_0}, \mathbf{f}_{\hat{\theta}_0}) [\{\text{Cov}_n(\mathbf{f}_{\hat{\theta}_0})\}^{-1} - \{\text{Cov}_n(\mathbf{f}_{\theta^*})\}^{-1}]\| \\ &\quad + \|\text{Cov}_n(\mathbf{s}_{\hat{\theta}_0}, \mathbf{f}_{\hat{\theta}_0}) - \text{Cov}_n(\mathbf{s}_{\theta^*}, \mathbf{f}_{\theta^*}) [\{\text{Cov}_n(\mathbf{f}_{\theta^*})\}^{-1}]\|. \end{aligned} \quad (18)$$

Observe that

$$\begin{aligned} \text{Cov}_n(\mathbf{s}_{\hat{\theta}_0}, \mathbf{f}_{\hat{\theta}_0}) - \text{Cov}_n(\mathbf{s}_{\theta^*}, \mathbf{f}_{\theta^*}) &= \mathbb{E}_n(\mathbf{s}_{\hat{\theta}_0} \mathbf{f}_{\hat{\theta}_0}^\top) - \mathbb{E}_n(\mathbf{s}_{\theta^*} \mathbf{f}_{\theta^*}^\top) \\ &\quad - [\mathbb{E}_n(\mathbf{s}_{\hat{\theta}_0}) \{\mathbb{E}_n(\mathbf{f}_{\hat{\theta}_0})\}^\top - \mathbb{E}_n(\mathbf{s}_{\theta^*}) \{\mathbb{E}_n(\mathbf{f}_{\theta^*})\}^\top] \\ &= \mathbf{C}_1 - \mathbf{C}_2, \end{aligned}$$

For  $\mathbf{C}_1$ , we decompose it as

$$\begin{aligned} \mathbf{C}_1 &= \mathbb{E}_n\{(\mathbf{s}_{\hat{\theta}_0} - \mathbf{s}_{\theta^*}) \mathbf{f}_{\theta^*}^\top\} + \mathbb{E}_n\{(\mathbf{s}_{\hat{\theta}_0} - \mathbf{s}_{\theta^*})(\mathbf{f}_{\hat{\theta}_0} - \mathbf{f}_{\theta^*})^\top\} + \mathbb{E}_n\{\mathbf{s}_{\theta^*}(\mathbf{f}_{\hat{\theta}_0} - \mathbf{f}_{\theta^*})^\top\} \\ &= \mathbf{C}_{11} + \mathbf{C}_{12} + \mathbf{C}_{13}. \end{aligned} \quad (19)$$

By Assumptions 3-5, we have

$$\|\mathbf{C}_{11}\| \leq \mathbb{E}_n(\|\mathbf{s}_{\hat{\theta}_0} - \mathbf{s}_{\theta^*}\| \cdot \|\mathbf{f}_{\theta^*}\|) \leq \|\hat{\theta}_0 - \theta^*\| \mathbb{E}_n(\dot{s} \cdot \|\mathbf{f}_{\theta^*}\|) = O_p(n^{-1/2}), \quad (20)$$

$$\|\mathbf{C}_{13}\| \leq \mathbb{E}_n(\|\mathbf{f}_{\hat{\theta}_0} - \mathbf{f}_{\theta^*}\| \cdot \|\mathbf{s}_{\theta^*}\|) \leq \|\hat{\theta}_0 - \theta^*\| \mathbb{E}_n(\dot{f} \cdot \|\mathbf{s}_{\theta^*}\|) = O_p(n^{-1/2}), \quad (21)$$

$$\|\mathbf{C}_{12}\| \leq \mathbb{E}_n(\|\mathbf{s}_{\hat{\theta}_0} - \mathbf{s}_{\theta^*}\| \|\mathbf{f}_{\hat{\theta}_0} - \mathbf{f}_{\theta^*}\|) \leq \mathbb{E}_n(\dot{s} \cdot \dot{f}) \|\hat{\theta}_0 - \theta^*\|^2 = O_p(n^{-1}). \quad (22)$$

On the other hand, (11) and (13) together imply that

$$\mathbf{C}_2 = \{\mathbb{E}_n(\mathbf{s}_{\theta^*}) + o_p(1)\}\{\mathbb{E}(\mathbf{f}_{\theta^*}) + o_p(1)\}^\top - \mathbb{E}_n(\mathbf{s}_{\theta^*})\{\mathbb{E}_n(\mathbf{f}_{\theta^*})\}^\top = o_p(1). \quad (23)$$

Combining (19)-(23) yields

$$\text{Cov}_n(\mathbf{s}_{\hat{\theta}_0}, \mathbf{f}_{\hat{\theta}_0}) - \text{Cov}_n(\mathbf{s}_{\theta^*}, \mathbf{f}_{\theta^*}) = o_p(1). \quad (24)$$

Since  $d$  is fixed, by law of large numbers we have  $\text{Cov}_n(\mathbf{s}_{\theta^*}, \mathbf{f}_{\theta^*}) \xrightarrow{p} \text{Cov}(\mathbf{s}_{\theta^*}, \mathbf{f}_{\theta^*})$ . This, combined with (24) implies that

$$\text{Cov}_n(\mathbf{s}_{\hat{\theta}_0}, \mathbf{f}_{\hat{\theta}_0}) = O_p(1). \quad (25)$$

Following the same procedure, we can prove

$$\text{Cov}_n(\mathbf{f}_{\theta^*}) = \text{Cov}(\mathbf{f}_{\theta^*}) + o_p(1), \quad (26)$$

$$\text{Cov}_n(\mathbf{f}_{\hat{\theta}_0}) = \text{Cov}(\mathbf{f}_{\theta^*}) + o_p(1).$$

Since the elements of the matrix inverse are continuous functions of the original matrix elements, (26) implies that

$$\{\text{Cov}_n(\mathbf{f}_{\hat{\theta}_0})\}^{-1} - \{\text{Cov}_n(\mathbf{f}_{\theta^*})\}^{-1} = o_p(1), \quad (27)$$

$$\{\text{Cov}_n(\mathbf{f}_{\theta^*})\}^{-1} = \{\text{Cov}(\mathbf{f}_{\theta^*})\}^{-1} + o_p(1). \quad (28)$$

Hence, (18), (24),(25),(27) together imply that

$$\|\widehat{\mathbf{T}}(\hat{\theta}_0) - \widehat{\mathbf{T}}(\theta^*)\| = o_p(1). \quad (29)$$

Combining (16), (29), and (17), we obtain

$$\|\widehat{\mathbf{T}}(\hat{\theta}_0) - \mathbf{T}^*(\theta^*)\| = o_p(1). \quad (30)$$

For the rest term in the decomposition of  $\|\text{IV}\|$ , by Assumption 3 and Markov's Inequality,

$$\sqrt{n}\|\mathbb{E}_n(\mathbf{f}_{\theta^*}) - \mathbb{E}_N(\mathbf{f}_{\theta^*})\| = O_p(1). \quad (31)$$

This, combined with (15), (30), and (13), implies that

$$\|\text{IV}\| = o_p(1). \quad (32)$$

Since  $\mathcal{D}_L$  is independent of  $\mathcal{D}_U$ , by multivariate central limit theorem,

$$\text{II} \xrightarrow{D} N_d(\mathbf{0}, \mathbf{\Gamma}(\gamma)). \quad (33)$$

Combining (9), (12), (14), (32), and (33), we have shown that

$$\sqrt{n}\widehat{\mathbf{H}}(\hat{\theta}_{pdc,1} - \theta^*) \xrightarrow{D} N_d(\mathbf{0}, \mathbf{\Gamma}(\gamma)).$$

Finally, by Slutsky's theorem and Assumption 2, we have completed the proof.  $\square$

Before we prove Theorem 2, we define some notations and two extra assumptions. Define

$$\begin{aligned}\widehat{\mathbf{T}}^{(j)}(\theta) &= \text{Cov}_{\mathcal{D}_L^{(j)}}(\mathbf{s}_\theta, \mathbf{f}_\theta) \{ \text{Cov}_{\mathcal{D}_L^{(j)}}(\mathbf{f}_\theta) \}^{-1}, \\ \mathbf{u}^{(-j)} &= \mathbb{E}\{\hat{\mathbf{f}}_{\hat{\theta}^{(-j)}}^{(-j)} | \hat{\mathbf{f}}^{(-j)}, \hat{\theta}^{(-j)}\}, \mathbf{v}^{(-j)} = \mathbb{E}\{\mathbf{f}_{\hat{\theta}^{(-j)}} | \hat{\theta}^{(-j)}\}, \mathbf{w}^{(-j)} = \mathbb{E}\{\mathbf{s}_{\hat{\theta}^{(-j)}} | \hat{\theta}^{(-j)}\}, \\ \mathbf{U}^{(-j)} &= (\hat{\mathbf{f}}_{\hat{\theta}^{(-j)}}^{(-j)} - \mathbf{u}^{(-j)})(\hat{\mathbf{f}}_{\hat{\theta}^{(-j)}}^{(-j)} - \mathbf{u}^{(-j)})^\top, \mathbf{V}^{(-j)} = (\mathbf{f}_{\hat{\theta}^{(-j)}} - \mathbf{v}^{(-j)})(\mathbf{f}_{\hat{\theta}^{(-j)}} - \mathbf{v}^{(-j)})^\top, \\ \mathbf{U}_s^{(-j)} &= (\mathbf{s}_{\hat{\theta}^{(-j)}} - \mathbf{w}^{(-j)})(\hat{\mathbf{f}}_{\hat{\theta}^{(-j)}}^{(-j)} - \mathbf{u}^{(-j)})^\top, \mathbf{V}_s^{(-j)} = (\mathbf{s}_{\hat{\theta}^{(-j)}} - \mathbf{w}^{(-j)})(\mathbf{f}_{\hat{\theta}^{(-j)}} - \mathbf{v}^{(-j)})^\top.\end{aligned}$$

**Assumption 7.** For every  $j \in \{1, \dots, K\}$ ,  $(k, l) \in \{1, \dots, q\}$ , and some  $r > 1$ ,  $c < \infty$ ,

$$\begin{aligned}\mathbb{E}\{|\mathbf{U}_{(kl)}^{(-j)} - \mathbf{V}_{(kl)}^{(-j)}|^r\} &< c, \mathbb{E}\{\mathbf{U}_{(kl)}^{(-j)} - \mathbf{V}_{(kl)}^{(-j)}\} = o(1), \\ \mathbb{E}\{|\mathbf{U}_{s,(kl)}^{(-j)} - \mathbf{V}_{s,(kl)}^{(-j)}|^r\} &< c, \mathbb{E}\{\mathbf{U}_{s,(kl)}^{(-j)} - \mathbf{V}_{s,(kl)}^{(-j)}\} = o(1).\end{aligned}$$

**Assumption 8.**  $\mathbb{E}\{\|\hat{\mathbf{f}}_{\hat{\theta}^{(-j)}}^{(-j)} - \mathbf{f}_{\hat{\theta}^{(-j)}}\|^2\} = o(1)$  for any  $j \in \{1, \dots, K\}$ .

Assumption 7 is a moment condition which ensures the consistency of the matrix  $\widehat{\mathbf{T}}_{ss}^{(j)}(\hat{\theta}^{(-j)})$ . Assumption 8 is a stability condition, and its similar version can be found in Zrnic and Candès (2024) and Kim et al. (2024). It is worth pointing out that here we have an additional stochastic term  $\hat{\theta}^{(-j)}$  and the expectation is with respect to  $(\mathbf{X}, \hat{\mathbf{f}}^{(-j)}, \hat{\theta}^{(-j)})$ . To prove Theorem 2, we need the following two useful lemmas.

**Lemma 1.** [Lemma S2 in Zhang and Bradic (2022)] Let  $\{W_n\}$  be a sequence of random variables,  $\{\mathcal{F}_n\}$  be a sequence of  $\sigma$ -algebra. If  $\mathbb{E}(W_n^2 | \mathcal{F}_n) = O_p(1)$ , then  $W_n = O_p(1)$ . Consequently, if  $(Z_{n,i})$  is a row-wise independent and identically distributed triangular array conditional on  $\mathcal{F}_n$ , with  $\text{Var}(Z_{n,1} | \mathcal{F}_n) = O_p(1)$ , or a stronger condition that  $\mathbb{E}(Z_{n,1}^2 | \mathcal{F}_n) = O_p(1)$ . Then  $\frac{1}{n} \sum_{i=1}^n Z_{n,i} = \mathbb{E}(Z_{n,1}) + O_p(n^{-1/2})$ .

**Lemma 2.** Let  $\{\mathcal{F}_n\}$  be a sequence of  $\sigma$ -algebra.  $\{Z_{n,i}\}$  is a row-wise independent and identically distributed triangular array conditional on  $\sigma$ -algebra  $\mathcal{F}_n$  with  $\mathbb{E}(Z_{n,1}) = 0$  and  $\mathbb{E}|Z_{n,1}|^r < c$  for some  $r > 1$  and  $c < \infty$ . Let  $W_n = \frac{1}{n} \sum_{i=1}^n Z_{n,i}$ , then  $W_n = o_p(1)$ .

*Proof of Lemma 2.* This lemma can be proved according to a similar strategy to the proof of Lemma S3 in Zhang and Bradic (2022). For completeness, we present the proof. Let  $Z'_{n,i} = Z_{n,i} \mathbf{1}\{|Z_{n,i}| < n\}$ , for any  $C > 0$ , we have

$$\Pr(|W_n| > C) \leq \Pr\left(\left|\sum_{i=1}^n Z'_{n,i}\right| > nC\right) + \Pr(\cup_{i=1}^n \{|Z_{n,i}| \geq n\}).$$

By Markov's Inequality,

$$\Pr(\cup_{i=1}^n \{|Z_{n,i}| \geq n\}) \leq n \Pr(|Z_{n,1}| \geq n) \leq n \frac{\mathbb{E}|Z_{n,1}|^r}{n^r} < cn^{1-r} = o(1).$$

If  $r \geq 2$ , then

$$\begin{aligned} \Pr\left(\left|\sum_{i=1}^n Z'_{n,i}\right| > nC\right) &\leq \frac{\mathbb{E}\left|\sum_{i=1}^n Z'_{n,i}\right|^2}{n^2 C^2} = \frac{\mathbb{E}\{\mathbb{E}\left|\sum_{i=1}^n Z'_{n,i}\right|^2 \mid \mathcal{F}_n\}}{n^2 C^2} \\ &= \frac{\mathbb{E}\{\mathbb{E}\{|Z'_{n,1}|^2 \mid \mathcal{F}_n\}\}}{nC^2} = \frac{\mathbb{E}\{|Z_{n,i}|^{1/2} |Z_{n,i}|^{3/2} \mathbf{1}\{|Z_{n,i}| < n\}\}}{nC^2} < \frac{\mathbb{E}|Z_{n,i}|^{3/2}}{n^{1/2} C^2} = o(1). \end{aligned}$$

If  $1 < r < 2$ , by the similar procedure, we have

$$\Pr\left(\left|\sum_{i=1}^n Z'_{n,i}\right| > nC\right) \leq \frac{\mathbb{E}\{|Z_{n,i}|^{2-r} |Z_{n,i}|^r \mathbf{1}\{|Z_{n,i}| < n\}\}}{nC^2} < \frac{\mathbb{E}|Z_{n,i}|^r}{n^{r-1} C^2} = o(1).$$

Thus, we have proved that  $W_n = o_p(1)$ . □

*Proof of Theorem 2.* Define

$$\hat{\theta}_{cs,1} = \frac{1}{K} \sum_{j=1}^K \hat{\theta}^{(-j)} - \widehat{\mathbf{H}}^{-1} \hat{S}_{cs},$$

where  $\hat{S}_{cs} = 1/K \sum_{j=1}^K \mathbb{E}_{\mathcal{D}_L^{(j)}} \left[ \mathbf{s}_{\hat{\theta}^{(-j)}} + \gamma \widehat{\mathbf{T}}^{(j)}(\hat{\theta}^{(-j)}) \{ \mathbf{f}_{\hat{\theta}^{(-j)}} - \mathbb{E}_{\mathcal{D}_U^{(j)}}(\mathbf{f}_{\hat{\theta}^{(-j)}}) \} \right]$ . We first show that

$$\sqrt{n}(\hat{\theta}_{cs,1} - \theta^*) \xrightarrow{D} N_d(\mathbf{0}, \mathbf{H}^{-1} \mathbf{\Gamma}(\gamma) \{ \mathbf{H}^\top \}^{-1}). \quad (34)$$

As in the proof of Theorem 1, we decompose  $\sqrt{n} \widehat{\mathbf{H}}(\hat{\theta}_{cs,1} - \theta^*)$  as

$$\begin{aligned} \sqrt{n} \widehat{\mathbf{H}}(\hat{\theta}_{cs,1} - \theta^*) &= \frac{1}{K} \sum_{j=1}^K \left[ \sqrt{n} \widehat{\mathbf{H}}(\hat{\theta}^{(-j)} - \theta^*) - \sqrt{n} \mathbb{E}_{\mathcal{D}_L^{(j)}}(\mathbf{s}_{\hat{\theta}^{(-j)}} - \mathbf{s}_{\theta^*}) \right. \\ &\quad - \sqrt{n} \left[ \mathbb{E}_{\mathcal{D}_L^{(j)}}(\mathbf{s}_{\theta^*}) + \gamma \mathbf{T}^*(\theta^*) \{ \mathbb{E}_{\mathcal{D}_L^{(j)}}(\mathbf{f}_{\theta^*}) - \mathbb{E}_{\mathcal{D}_U^{(j)}}(\mathbf{f}_{\theta^*}) \} \right] \\ &\quad - \sqrt{n} \gamma \mathbf{T}^*(\theta^*) \{ \mathbb{E}_{\mathcal{D}_L^{(j)}}(\mathbf{f}_{\hat{\theta}^{(-j)}} - \mathbf{f}_{\theta^*}) - \mathbb{E}_{\mathcal{D}_U^{(j)}}(\mathbf{f}_{\hat{\theta}^{(-j)}} - \mathbf{f}_{\theta^*}) \} \\ &\quad \left. - \sqrt{n} \gamma \{ \widehat{\mathbf{T}}^{(j)}(\hat{\theta}^{(-j)}) - \mathbf{T}^*(\theta^*) \} \{ \mathbb{E}_{\mathcal{D}_L^{(j)}}(\mathbf{f}_{\hat{\theta}^{(-j)}}) - \mathbb{E}_{\mathcal{D}_U^{(j)}}(\mathbf{f}_{\hat{\theta}^{(-j)}}) \} \right] \\ &:= \frac{1}{K} \sum_{j=1}^K \{ \text{I}^{(j)} - \text{II}^{(j)} - \text{III}^{(j)} - \text{IV}^{(j)} \}. \end{aligned}$$

Since  $\hat{\theta}^{(-j)}$  is a  $\sqrt{n}$ -consistent estimator of  $\theta^*$  for every  $j \in \{1, \dots, K\}$ , following the same procedure as in the proof of Theorem 1, we have

$$\text{I}^{(j)} = o_p(1), \quad \text{III}^{(j)} = o_p(1), \quad \text{IV}^{(j)} = o_p(1), \quad \text{for every } j \in \{1, \dots, K\}.$$

Given that  $K$  is fixed,  $\frac{1}{K} \sum_{j=1}^K \{ \text{I}^{(j)} - \text{III}^{(j)} - \text{IV}^{(j)} \} = o_p(1)$ . Note that  $\frac{1}{K} \sum_{j=1}^K \text{II}^{(j)} = \text{II}$ , and using (33), we have proved that (34) holds.



Next, we show that  $\hat{S}_{ss} - \hat{S}_{cs} = o_p(n^{-1/2})$ , where  $\hat{S}_{ss} = 1/K \sum_{j=1}^K \hat{S}^{(j)}$ . Decompose  $\hat{S}_{ss} - \hat{S}_{cs}$  as follows:

$$\begin{aligned}
& \hat{S}_{ss} - \hat{S}_{cs} \\
&= \gamma \frac{1}{K} \sum_{j=1}^K \mathbb{E}_{\mathcal{D}_L^{(j)}} \{ \hat{\mathbf{T}}_{ss}^{(j)}(\hat{\theta}^{(-j)}) \hat{\mathbf{f}}_{\hat{\theta}^{(-j)}}^{(-j)} - \hat{\mathbf{T}}^{(j)}(\hat{\theta}^{(-j)}) \mathbf{f}_{\hat{\theta}^{(-j)}} \} \\
&\quad - \gamma \frac{1}{K} \sum_{j=1}^K \mathbb{E}_{\mathcal{D}_U^{(j)}} \{ \hat{\mathbf{T}}_{ss}^{(j)}(\hat{\theta}^{(-j)}) \hat{\mathbf{f}}_{\hat{\theta}^{(-j)}}^{(-j)} - \hat{\mathbf{T}}^{(j)}(\hat{\theta}^{(-j)}) \mathbf{f}_{\hat{\theta}^{(-j)}} \} \\
&= \gamma \frac{1}{K} \sum_{j=1}^K \left\{ \hat{\mathbf{T}}^{(j)}(\hat{\theta}^{(-j)}) \{ \mathbb{E}_{\mathcal{D}_L^{(j)}}(\hat{\mathbf{f}}_{\hat{\theta}^{(-j)}}^{(-j)} - \mathbf{f}_{\hat{\theta}^{(-j)}}) - \mathbb{E}_{\mathcal{D}_U^{(j)}}(\hat{\mathbf{f}}_{\hat{\theta}^{(-j)}}^{(-j)} - \mathbf{f}_{\hat{\theta}^{(-j)}}) \} \right. \\
&\quad \left. + \{ \hat{\mathbf{T}}_{ss}^{(j)}(\hat{\theta}^{(-j)}) - \hat{\mathbf{T}}^{(j)}(\hat{\theta}^{(-j)}) \} \{ \mathbb{E}_{\mathcal{D}_L^{(j)}}(\hat{\mathbf{f}}_{\hat{\theta}^{(-j)}}^{(-j)}) - \mathbb{E}_{\mathcal{D}_U^{(j)}}(\hat{\mathbf{f}}_{\hat{\theta}^{(-j)}}^{(-j)}) \} \right\} \\
&:= \gamma \frac{1}{K} \sum_{j=1}^K \{ M_1^{(j)} + M_2^{(j)} \},
\end{aligned}$$

We next show that, for any  $j \in \{1, \dots, K\}$ ,  $\hat{\mathbf{T}}_{ss}^{(j)}(\hat{\theta}^{(-j)}) - \hat{\mathbf{T}}^{(j)}(\hat{\theta}^{(-j)}) = o_p(1)$ . Note that

$$\begin{aligned}
& \text{Cov}_{\mathcal{D}_L^{(j)}}(\hat{\mathbf{f}}_{\hat{\theta}^{(-j)}}^{(-j)}) - \text{Cov}_{\mathcal{D}_L^{(j)}}(\mathbf{f}_{\hat{\theta}^{(-j)}}) \\
&= \mathbb{E}_{\mathcal{D}_L^{(j)}}(\mathbf{U}^{(-j)} - \mathbf{V}^{(-j)}) - \left\{ \mathbb{E}_{\mathcal{D}_L^{(j)}}(\hat{\mathbf{f}}_{\hat{\theta}^{(-j)}}^{(-j)} - \mathbf{u}^{(-j)}) \right\} \left\{ \mathbb{E}_{\mathcal{D}_L^{(j)}}(\hat{\mathbf{f}}_{\hat{\theta}^{(-j)}}^{(-j)} - \mathbf{u}^{(-j)}) \right\}^\top \\
&\quad + \left\{ \mathbb{E}_{\mathcal{D}_L^{(j)}}(\mathbf{f}_{\hat{\theta}^{(-j)}}) - \mathbf{v}^{(-j)} \right\} \left\{ \mathbb{E}_{\mathcal{D}_L^{(j)}}(\mathbf{f}_{\hat{\theta}^{(-j)}}) - \mathbf{v}^{(-j)} \right\}^\top.
\end{aligned}$$

By Assumptions 3, 7, 8 and Lemma 2, we have

$$\begin{aligned}
& \mathbb{E}_{\mathcal{D}_L^{(j)}}\{\mathbf{U}^{(-j)} - \mathbf{V}^{(-j)}\} = o_p(1), \\
& \mathbb{E}_{\mathcal{D}_L^{(j)}}\{\hat{\mathbf{f}}_{\hat{\theta}^{(-j)}}^{(-j)} - \mathbf{u}^{(-j)}\} = o_p(1), \quad \mathbb{E}_{\mathcal{D}_L^{(j)}}\{\mathbf{f}_{\hat{\theta}^{(-j)}} - \mathbf{v}^{(-j)}\} = o_p(1).
\end{aligned}$$

Since the elements of the matrix inverse are continuous functions of the original matrix elements, which implies that  $\text{Cov}_{\mathcal{D}_L^{(j)}}^{-1}(\hat{\mathbf{f}}_{\hat{\theta}^{(-j)}}^{(-j)}) - \text{Cov}_{\mathcal{D}_L^{(j)}}^{-1}(\mathbf{f}_{\hat{\theta}^{(-j)}}) = o_p(1)$ . Following the similar procedure, we can prove that  $\text{Cov}_{\mathcal{D}_L^{(j)}}(\mathbf{s}_{\hat{\theta}^{(-j)}}, \hat{\mathbf{f}}_{\hat{\theta}^{(-j)}}^{(-j)}) - \text{Cov}_{\mathcal{D}_L^{(j)}}(\mathbf{s}_{\hat{\theta}^{(-j)}}, \mathbf{f}_{\hat{\theta}^{(-j)}}) = o_p(1)$ . Thus  $\hat{\mathbf{T}}_{ss}^{(j)}(\hat{\theta}^{(-j)}) - \hat{\mathbf{T}}^{(j)}(\hat{\theta}^{(-j)}) = o_p(1)$ .

Moreover, by Assumptions 2, 3 and 5,

$$\mathbb{E}\{\|\mathbf{f}_{\hat{\theta}^{(-j)}} - \mathbf{f}_{\theta^*}\|^2\} \leq \mathbb{E}\{f^2(\mathbf{X})\|\hat{\theta}^{(-j)} - \theta^*\|^2\} = \mathbb{E}\{f^2(\mathbf{X})\}\mathbb{E}\{\|\hat{\theta}^{(-j)} - \theta^*\|^2\} = o(n^{-1}).$$

This, combined with Assumption 8 yields that  $\mathbb{E}\{\|\hat{\mathbf{f}}_{\hat{\theta}^{(-j)}}^{(-j)} - \mathbf{f}_{\theta^*}\|^2\} = o(1)$ . By triangular inequality and Assumption 3, we have  $\mathbb{E}\{\|\hat{\mathbf{f}}_{\hat{\theta}^{(-j)}}^{(-j)}\|^2\} = O(1)$ . Moreover, Markov inequality implies that

$\mathbb{E}\{\|\hat{\mathbf{f}}_{\hat{\theta}^{(-j)}}^{(-j)}\|^2|\mathcal{F}_n\} = O_p(1)$ . Then, by Lemma 1, we have  $\mathbb{E}_{\mathcal{D}_L^{(j)}}(\hat{\mathbf{f}}_{\hat{\theta}^{(-j)}}^{(-j)}) = \mathbb{E}(\hat{\mathbf{f}}_{\hat{\theta}^{(-j)}}^{(-j)}) + O_p(n^{-1/2})$ . Therefore, for every  $j \in \{1, \dots, K\}$ ,

$$M_2^{(j)} = o_p(n^{-1/2}). \quad (35)$$

On the other hand, let  $\Delta_{\hat{\mathbf{f}}^{(-j)}, \hat{\theta}^{(-j)}} = \mathbb{E}\{\hat{\mathbf{f}}_{\hat{\theta}^{(-j)}}^{(-j)} - \mathbf{f}_{\hat{\theta}^{(-j)}} | \hat{\mathbf{f}}^{(-j)}, \hat{\theta}^{(-j)}\}$ , we have

$$\begin{aligned} & \mathbb{E}\{\|\mathbb{E}_{\mathcal{D}_L^{(j)}}(\hat{\mathbf{f}}_{\hat{\theta}^{(-j)}}^{(-j)} - \mathbf{f}_{\hat{\theta}^{(-j)}} - \Delta_{\hat{\mathbf{f}}^{(-j)}, \hat{\theta}^{(-j)}})\|^2\} \\ &= \mathbb{E}\{\mathbb{E}\{\|\mathbb{E}_{\mathcal{D}_L^{(j)}}(\hat{\mathbf{f}}_{\hat{\theta}^{(-j)}}^{(-j)} - \mathbf{f}_{\hat{\theta}^{(-j)}} - \Delta_{\hat{\mathbf{f}}^{(-j)}, \hat{\theta}^{(-j)}})\|^2 | \hat{\mathbf{f}}^{(-j)}, \hat{\theta}^{(-j)}\}\} \\ &= \frac{K}{n} \mathbb{E}\{\mathbb{E}\{\|\hat{\mathbf{f}}_{\hat{\theta}^{(-j)}}^{(-j)} - \mathbf{f}_{\hat{\theta}^{(-j)}} - \Delta_{\hat{\mathbf{f}}^{(-j)}, \hat{\theta}^{(-j)}}\|^2 | \hat{\mathbf{f}}^{(-j)}, \hat{\theta}^{(-j)}\}\} \\ &\leq \frac{K}{n} \mathbb{E}\{\mathbb{E}\{\|\hat{\mathbf{f}}_{\hat{\theta}^{(-j)}}^{(-j)} - \mathbf{f}_{\hat{\theta}^{(-j)}}\|^2 | \hat{\mathbf{f}}^{(-j)}, \hat{\theta}^{(-j)}\}\} \\ &= \frac{K}{n} \mathbb{E}\{\|\hat{\mathbf{f}}_{\hat{\theta}^{(-j)}}^{(-j)} - \mathbf{f}_{\hat{\theta}^{(-j)}}\|^2\} = o(n^{-1}), \end{aligned}$$

where the first and fourth steps follow from law of total expectation, the second step follows by the conditional independence. Hence  $\mathbb{E}_{\mathcal{D}_L^{(j)}}\{\hat{\mathbf{f}}_{\hat{\theta}^{(-j)}}^{(-j)} - \mathbf{f}_{\hat{\theta}^{(-j)}} - \Delta_{\hat{\mathbf{f}}^{(-j)}, \hat{\theta}^{(-j)}}\} = o_p(n^{-1/2})$ . This combined with (30) implies that, for every  $j \in \{1, \dots, K\}$ ,

$$M_1^{(j)} = o_p(n^{-1/2}). \quad (36)$$

Since  $K$  is fixed, combining (35) with (36) leads to  $\hat{S}_{ss} - \hat{S}_{cs} = o_p(n^{-1/2})$ . Therefore,

$$\sqrt{n}(\hat{\theta}_{cs,1} - \hat{\theta}_{sspd,1}) = \sqrt{n}\widehat{\mathbf{H}}^{-1}(\hat{S}_{ss} - \hat{S}_{cs}) = o_p(1).$$

Finally, by Slutsky's theorem and (34), we conclude that (8) holds.  $\square$

*Proof of Theorem 3.* Under Assumption 6(b), Lemma 19.24 of Van der Vaart (1998) implies

$$\mathbb{G}_n(\tilde{\mathbf{f}}_{\hat{\theta}_0} - \tilde{\mathbf{f}}_{\theta^*}) = o_p(1).$$

Under Assumption 6(a),

$$\begin{aligned} \mathbb{E}_n(\mathbf{f}_{\zeta; \hat{\theta}_0} - \mathbf{f}_{\zeta; \theta^*}) &= \mathbb{E}_n(\tilde{\mathbf{f}}_{\hat{\theta}_0} - \tilde{\mathbf{f}}_{\theta^*}) = \mathbb{E}(\tilde{\mathbf{f}}_{\hat{\theta}_0} - \tilde{\mathbf{f}}_{\theta^*}) + n^{-1/2}\mathbb{G}_n(\tilde{\mathbf{f}}_{\hat{\theta}_0} - \tilde{\mathbf{f}}_{\theta^*}) \\ &= \mathbb{E}(\tilde{\mathbf{f}}_{\hat{\theta}_0} - \tilde{\mathbf{f}}_{\theta^*}) + o_p(n^{-1/2}). \end{aligned}$$

Similar to equation (9), we can decompose  $\sqrt{n}\widehat{\mathbf{H}}(\hat{\theta}_{pdc,1} - \theta^*)$  as

$$\begin{aligned} \sqrt{n}\widehat{\mathbf{H}}(\hat{\theta}_{pdc,1} - \theta^*) &= \text{I} - \text{II} \\ &\quad - \sqrt{n}\gamma\mathbf{T}^*(\theta^*)\{\mathbb{E}_n(\tilde{\mathbf{f}}_{\hat{\theta}_0} - \tilde{\mathbf{f}}_{\theta^*}) - \mathbb{E}_N(\tilde{\mathbf{f}}_{\hat{\theta}_0} - \tilde{\mathbf{f}}_{\theta^*})\} \\ &\quad - \sqrt{n}\gamma\{\widehat{\mathbf{T}}(\hat{\theta}_0) - \mathbf{T}^*(\theta^*)\}\{\mathbb{E}_n(\tilde{\mathbf{f}}_{\hat{\theta}_0}) - \mathbb{E}_N(\tilde{\mathbf{f}}_{\hat{\theta}_0})\} \\ &:= \text{I} - \text{II} - \text{III} - \text{IV}. \end{aligned}$$

The proof follows the same procedure as that of the Theorem 1.  $\square$

*Proof of Corollary 1.* We denote the one-step PDC estimator when  $\gamma = \gamma_n$  as  $\hat{\theta}_{pdc,1}(\gamma_n)$ . We can still use the decomposition in equation (9). We brief denote the decomposition as  $\sqrt{n}\hat{\mathbf{H}}(\hat{\theta}_{pdc,1}(\gamma_n) - \theta^*) = \text{I} - \text{II}_n - \text{III}_n - \text{IV}_n$ . I is the same as the one in the fixed  $\gamma$  case. Since  $\gamma_n$  is bounded, we still have  $\text{III}_n = o_p(1)$  and  $\text{IV}_n = o_p(1)$ . For  $\text{II}_n$ , we have

$$\text{II}_n - \text{II} = (\gamma_n - \gamma_{opt})\sqrt{n}\mathbf{T}^*(\theta^*)\{\mathbb{E}_n(\mathbf{f}_{\theta^*}) - \mathbb{E}_N(\mathbf{f}_{\theta^*})\} = (\gamma_n - \gamma_{opt})O_p(1) = o_p(1).$$

Thus we have completed the proof. □

### Additional results for real data analysis

We present the estimated  $\mathbf{T}$  of the PDC and the tuning parameter  $\lambda$  of the PPI++ in the analysis of the homeless dataset as follows.

$$\hat{\mathbf{T}}(\hat{\theta}_0) = \begin{bmatrix} 0.547 & 0.001 & 0.004 & -0.007 & -0.005 & -0.007 & -0.002 & 0.002 \\ -0.942 & 0.111 & 0.036 & 0.040 & 0.021 & 0.016 & -0.043 & 0.038 \\ 21.196 & -0.068 & 0.192 & -0.061 & -0.186 & -0.324 & 0.025 & 0.052 \\ 7.089 & -0.002 & 0.035 & -0.237 & -0.060 & -0.089 & -0.007 & 0.016 \\ 26.999 & 0.004 & 0.066 & -0.294 & -0.353 & -0.332 & -0.064 & 0.086 \\ 12.178 & 0.117 & 0.139 & -0.344 & -0.047 & -0.085 & -0.103 & 0.005 \\ 29.379 & 0.077 & 0.343 & -0.107 & -0.314 & -0.433 & -0.081 & 0.059 \\ 22.267 & 0.081 & 0.119 & -0.380 & -0.082 & -0.108 & -0.158 & -0.084 \end{bmatrix},$$

$$\hat{\lambda}(\hat{\theta}_0) = -0.060.$$