

EQ-Bench: An Emotional Intelligence Benchmark for Large Language Models

Samuel J. Paech

December 11, 2023

Abstract

We introduce EQ-Bench, a novel benchmark designed to evaluate aspects of emotional intelligence in Large Language Models (LLMs). We assess the ability of LLMs to understand complex emotions and social interactions by asking them to predict the intensity of emotional states of characters in a dialogue. The benchmark is able to discriminate effectively between a wide range of models. We find that EQ-Bench correlates strongly with comprehensive multi-domain benchmarks like MMLU (Hendrycks et al., 2020) ($r=0.97$), indicating that we may be capturing similar aspects of broad intelligence. Our benchmark produces highly repeatable results using a set of 60 English-language questions. We also provide open-source code for an automated benchmarking pipeline at <https://github.com/EQ-bench/EQ-Bench> and a leaderboard at <https://www.eqbench.com>.

1 Introduction

Emotional intelligence (EI or, informally, EQ) is a cornerstone of human cognition, influencing everything from decision-making to interpersonal interactions (Goleman, 1996). Pioneers in the field of emotional intelligence, Salovey and Mayer (1990) define EI as "The ability to monitor one's own and others' feelings, to discriminate among them, and to use this information to guide one's thinking and action." This was later broken down into four branches: perceiving emotions (non-verbally), using emotions, understanding emotions and managing emotions (Mayer & Salovey, 1997).

Some multi-modal LLMs such as GPT-4 (OpenAI, 2023) have demonstrated capabilities in several branches of EI (Yang et al., 2023). However, our work will focus on emotional understanding (EU): The ability to comprehend and interpret complex emotions and their meanings in social contexts. This branch of EI is most suited for assessing LLMs that only operate in the text modality. Emotional and social understanding is important for language models, since they primarily interact with humans via a natural language conversation. The ability to comprehend the language of emotion, and to grasp the complexities and nuances of emotional interactions, is a fundamental part of cognition and intelligence more broadly.

Existing benchmarks assess LLM capabilities in different ways: Some assess a range of knowledge domains; others focus on specific areas, like coding ability; others compare models based on preferred text output. The existing industry standard benchmarks for LLMs do not specifically target EU, and there is likewise a lack of such tests described in the literature, with the notable exception of SECEU (Wang, Li, Yin, Wu, & Liu, 2023). This may be because EU is not trivial to assess in language models with an objective metric. Previous work has shown ChatGPT to outperform humans in emotional awareness (Elyoseph, Hadar-Shoval, Asraf, & Lvovsky, 2023), however the scoring of such tests typically requires interpretation by experts (in this case, licensed psychologists). We aim to fill this gap with EQ-Bench, by improving on the question format introduced by SECEU to create a benchmark that effectively measures EU in LLMs.

This paper presents a novel benchmark that assesses a LLM's understanding of emotions and interpersonal dynamics. To assess EU, we focus on a specific question format: rating the emotional intensity of characters in a GPT-4 generated dialogue depicting a scene of conflict or tension. This

question format allows for a more challenging and nuanced assessment of the subject’s understanding than is typically possible with a multiple choice question, while avoiding the need for interpretation by an assessor. The focus on scenes of conflict and tension (in either a positive or negative context) is chosen for its efficacy at producing nuanced emotional inflection within a short dialogue. We find that despite the relatively narrow focus of the dialogue scenarios, EQ-Bench differentiates model capabilities effectively, and results correlate strongly with industry standard LLM benchmarks that assess broad intelligence.

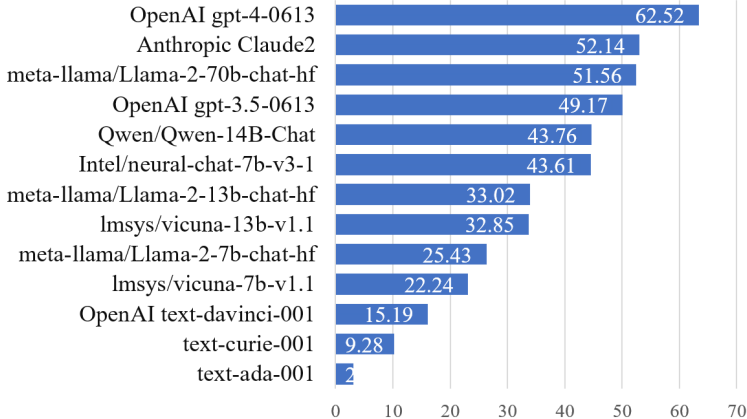


Figure 1: Chart of EQ-Bench scores for a subset of models tested (for full list see [Table 1](#)).

2 Background and Motivation

2.1 Existing Psychometrics Tests for Emotional Intelligence

Many tests for EI have been developed for humans in such a way that make them unsuitable for assessing LLMs. Aspects of these tests which are poorly suited to a LLM benchmark include: self-rating of abilities; multi-modal questions (i.e. pictures); incorporating feedback from colleagues; questions specifically designed to test for cognitive disorders. Many of these tests are also closed source and require a fee or an accredited assessor, which represents a barrier to those in the open-source LLM community who might wish to test the EI of their model.

2.2 Desired Features of LLM Benchmarks

The assessment of LLMs is distinct from human psychometrics, and poses unique challenges. Industry standard benchmarks typically assess holistic or broad intelligence. Desirable properties of a benchmark designed to test LLM broad intelligence include:

- Results correlate with perceived capabilities of the model in real world use.
- Results correlate with industry standard multi-domain benchmarks.
- Difficult to "game" or cheat the benchmark.
- Answers scored objectively without need for interpretation.
- Able to differentiate a wide range of intelligence levels, with a high ceiling.
- Computable in a reasonable time.

2.3 Existing Benchmarks for LLMs

Of the popular benchmarks used to evaluate LLM performance (not explicitly testing EI), there are three main categories:

1. Multi-domain multiple-choice question-answering.
2. LLM-as-a-judge.
3. Ranking by human preference of output.

Each of these approaches has its strengths and drawbacks. The multi-domain QA tests require administration of a large number of questions in order to assess broad intelligence; 14,079 questions in the case of MMLU (Hendrycks et al., 2020). This can be computationally prohibitive. Less comprehensive tests are more easily gamed by targeting the training set of a model to perform well on the specific domains the benchmark covers.

LLM-as-a-judge tests are inherently limited to the capabilities of the model tasked with judging answers, and their scores will reflect the biases of that model. For instance, the AlpacaEval leaderboards contain a warning that "GPT-4 may favor models with longer outputs and/or those that were fine-tuned on GPT-4 outputs." For the above mentioned reasons, these kinds of benchmarks are not always a reliable indicator of the general capabilities or perceived intelligence of a model.

2.4 Emotional Intelligence as a Proxy for Broad Intelligence in LLMs

The relationship between EI and IQ has been widely studied in humans, but remains contentious, with studies disagreeing about whether there is a positive, negative or no relationship (Ogurlu, 2021). We hypothesise that the story is different for LLMs: that EI is closely correlated to the broad intelligence of the model. In humans, a complex interplay of genetic and environmental factors influence EI and IQ (Vernon, Petrides, Bratko, & Schermer, 2008), (McRae et al., 2017), (Turkheimer, Haley, Waldron, d’Onofrio, & Gottesman, 2003). In contrast, state-of-the-art LLMs almost exclusively share similar Transformer-based architectures (Vaswani et al., 2017), and are trained on massive sets of data covering a wide range of material. Given these differences between humans and LLMs, we suggest that it is reasonable to expect that LLM performance on EI tests may scale closely with benchmarks that assess broad intelligence. Our results indicate that this is indeed the case, producing very strong Pearson correlations with MMLU ($r=0.97$), HellaSwag ($r=0.91$) and others (Figure 5).

2.5 SECEU: A Promising Benchmark for Emotional Understanding

The SECEU benchmark, developed by Wang et al. (2023), measures emotional understanding (EU) in language models using an elegant approach: A short scenario is presented, after which the subject is asked to rate the relative strength of four candidate emotions that the person in the scenario might be feeling. In contrast to a traditional multiple-choice question, this approach affords more scope for assessing nuanced comprehension of the emotions at play. Crucially, this question format can be scored objectively without requiring interpretation by an assessor.

However, the SECEU benchmark is somewhat limited in its ability to reliably differentiate the capabilities of models. For example, SECEU scored OpenAI’s Babbage and Curie models at or above the human average, which appears inconsistent with the limited capabilities of these models. It placed Curie, an early generation 13 billion parameter model, very close in score (within 2.6%) to GPT-3.5-turbo (Wang et al., 2023), which is a significantly larger and generally considered a more advanced model.

We believe these discrepancies are attributable to a number of factors:

1. *Standardising to Human Average Scores:* The SECEU’s reference answers were determined by taking the average of a human cohort’s responses to the test questions. The stated intention was to leverage the collective intelligence of the crowd, however this approach has been shown to introduce bias (Huyghe, Hovasapian, & Fontaine, 2022). We suggest that this approach may have compressed the upper range of EU that the test can effectively measure to somewhere near to the human mean. This is evidenced by some of the least capable models like OpenAI’s Curie scoring above the human average.

2. *Question Complexity*: The SECEU test’s questions may not be complex enough to effectively assess a wide range of emotional understanding.

3. *Requiring Answers to Sum to 10*: A third issue we identify is that the questions in the SECEU test require the emotion intensity ratings to sum to 10. This is problematic for two reasons: Firstly, language models, especially smaller ones, often struggle to perform basic mathematics (Hendrycks et al., 2021). This limitation can lead to a large number of invalid results. Secondly, LLMs are constrained to reason sequentially as they produce text (Yao et al., 2023). Effectively this means they will be locked into the numerical ratings of the earlier questions before the later ratings are considered and decided upon. This can skew responses as the later answers are constrained by how many points are left out of 10 to allocate.

4. *Most plausible emotions*: SECEU test questions present “four of the most plausible emotions” the character would feel in response to the scenario Wang et al. (2023). Choosing only plausible, similar emotions may introduce ambiguities about the correct relative intensity for each, reducing the question’s discriminatory power for assessing EU.

2.6 Changes to the SECEU Question Format

We propose the following improvements to the SECEU question format, which are implemented in EQ-Bench:

1. **Reference answers not decided by the crowd.** Answers were carefully chosen by the authors, rather than synthesised from the average responses of a human cohort. This is to avoid the potential problem of limiting the upper range of EU that the test is able to measure.
2. **More complex scenarios.** We chose to base questions around an emotionally charged short dialogue rather than the dialogue-less descriptive scenarios used in SECEU questions. We believe that the interpretation of the emotions at play in an observed dialogue lends itself to a more nuanced analysis of emotional interplay, and the dialogues and questions in EQ-Bench were specifically chosen to reward careful reading and insightful thinking.
3. **Removing the summation requirement.** The SECEU benchmark questions require all four emotional intensity ratings to sum to 10. Instead, we prompt models to rate each emotion’s intensity on a scale of 0-10. This circumvents the problem of sequential reasoning, whereby the first answers effectively dictate the allowable range of ratings for later answers. This change allows the model to focus on the emotional content without being hindered by the typical language model constraints.
4. **Emotions selection:** Instead of selecting the four most plausible emotions to be rated, we selected four diverse emotions with the specific intention of minimising ambiguities about their expected relative intensity given a careful reading of the text.

3 Methodology

3.1 Question Format

All questions take the form of this example:

At the end of this dialogue, Jane would feel:

Surprised:

Confused:

Angry:

Forgiving:

Each of the four emotions are to be rated in intensity from 0 to 10. The selected emotions typically include some that are clearly wrong, some that are obvious, and some that require a nuanced understanding of the scene in order to rate them accurately.

3.2 Dialogue Generation

We leveraged OpenAI’s GPT-4 (OpenAI, 2023) to generate the dialogues to serve as context for the test questions. The reference answers were decided upon by the test creators so as not to bias results unfairly towards GPT-4 or OpenAI models.

We found the most effective way to prompt GPT-4 to produce a nuanced emotional scene was to specify that it must depict a scene of conflict or tension. Without this designation, it would typically generate dialogue that lacked emotional nuance and which resolved predictably. As such we elected to narrow the scope to include only scenes of conflict and tension (in a positive or negative context). We seeded each prompt with a random selection of location, author style and a broad scenario description to promote diversity of ideas. The resulting dialogues were varied and creative, and we expect that they will assess a sufficiently broad range of capabilities as to be representative of overall EU.

3.3 Questions and Reference Answers

All questions and reference answers were determined by the authors of this paper. The four candidate emotions were selected with the intent of revealing a wide range of EU. A selection of four possible emotions were chosen: Some clearly unlikely, some clearly plausible, and some that require a careful reading and strong EU to delineate. Reference answers were chosen according to the best interpretation of the paper’s authors. We acknowledge the limitations of this approach, but point to our results in Table 1 to justify this approach as sufficiently effective given resource constraints.

3.4 The Prompt

Your task is to predict the likely emotional responses of a character in this dialogue:

Cecilia: You know, your words have power, Brandon. More than you might think.
 Brandon: I’m well aware, Cecilia. It’s a critic’s job to wield them.
 Cecilia: But do you understand the weight of them? The lives they can shatter?
 Brandon: Art is not for the faint-hearted. If you can’t handle the critique, you’re in the wrong industry.
 Cecilia: It’s not about handling criticism, Brandon. It’s about understanding the soul of the art. You dissect it like a cold, lifeless body on an autopsy table.

[End dialogue]

At the end of this dialogue, Brandon would feel...

Offended
 Empathetic
 Confident
 Dismissive

Give each of these possible emotions a score from 0-10 for the relative intensity that they are likely to be feeling each. Then critique your answer by thinking it through step by step. Finally, give your revised scores.

Figure 2: Example (partial) prompt for a question in the EQ-Bench test set. Further instruction is given for the specific output format, to ensure the answer can be parsed automatically (for the full prompt, see Appendix A.

3.5 Calculation of Scores

The scoring process for each question involves several steps:

Normalisation: Firstly, the four emotion intensity ratings are normalised to sum to 10.

Difference Calculation: The sum of the differences between the normalised ratings and the reference (which is already normalised) is calculated. This provides a measure of how closely the model’s ratings align with the reference. The score for an individual question is calculated as:

$$10 - (\text{sum of differences to reference answers})$$

Subtracting the differences from 10 ensures that a smaller sum of differences (indicating closer alignment with the reference) results in a higher score. The constant of 10 was chosen because it produces an overall score of 0 if questions are answered randomly.

3.6 Example of Question Scoring

Consider a subject who provides the following emotional intensity ratings (shown alongside the normalised reference answer):

Emotion	Subject Answer	Reference Answer
Offended	6	1
Empathetic	0	0
Confident	7	4
Dismissive	7	5

We first normalise the subject’s ratings to sum to 10, yielding normalised scores of 3, 0, 3.5 and 3.5 respectively. Then we calculate the sum of the absolute differences to the reference answers and subtract from 10:

$$\begin{aligned}\text{Score} &= 10 - (|3 - 1| + |0 - 0| + |3.5 - 4| + |3.5 - 5|) \\ &= 10 - (2 + 0 + 0.5 + 1.5) \\ &= 6\end{aligned}$$

3.7 Final Benchmark Score Calculation

The final score is the **average of scores for all answers that were parsable**. To focus on assessing emotional intelligence rather than formatting proficiency, only parsable answers are considered in the final score average. In practice, most models produced near to 60 parsable answers. If fewer than 50 out of 60 questions were parsable, the test is considered a fail.

We calculate two final scores: one for the first-pass answer, and one for the revised answers, to allow for models that may perform better at the first pass or the revised pass. This effectively gives the model two runs at the benchmark, taking its best result. We elected not to take the best answer on a per-question basis, as this would have amplified the benefit of making wild guesses, which disproportionately advantages weaker models.

3.8 Rationale for Normalisation

Each test question requires the subject to rate the intensity of the four listed emotions from 0-10. Acknowledging the related complexities of interpreting subjective self-ratings of pain in the medical field (Karcioglu, Topacoglu, Dikme, & Dikme, 2018), we hope to sidestep this potential source variability when scoring answers. To nullify the inherent subjectivity of deciding how intense an emotion ought to be on the 0-10 scale, we normalise both the subject’s answers and the reference answers such that all four emotions sum to 10. This normalisation shifts the focus of what is being assessed, such that

we are exclusively focusing on the subject’s understanding of the *relative intensity of each emotion*, and not caring about the absolute intensity of each rating.

3.9 Interpretation of Scores

Multiple choice tests are typically scored by calculating the average number of questions correctly answered. In contrast, EQ-Bench answers are not scored discretely as *wrong* or *right*; instead they are scored according to the distance from the reference answer. The scoring calculation is calibrated such that **a score of 0 corresponds to answering randomly**. This provides a meaningful baseline.

A score of 100 denotes perfect alignment with the reference answers. However such a score is not realistically achievable given the interpretive nature of the questions. It should be noted that EQ-Bench scores are *not* normalised such that 100 represents the human mean. Negative scores are possible, although in practice, all models tested produced a positive score. We expect that as model performance improves beyond the current state-of-the-art, score variance will be influenced more strongly by differences in interpretation of the questions.

3.10 Testing Protocol & Pipeline

We developed a testing pipeline in Python, allowing for batch benchmarking of OpenAI models and open-source models in a standardised, automated fashion. Alongside the paper, we will be releasing this code and the test questions under the MIT license. It can be found at <https://github.com/EQ-bench/EQ-Bench>, along with the prompts we used.

Questions are administered in a zero-shot format (i.e. no example inputs/outputs are provided) to minimise any biasing effect on the model’s answers. In a similar vein to “think step-by-step” prompting, we ask the model to critique its original answer, and then give a revised answer. This allows the model to interact with its prior reasoning when producing its final answer, a technique that has been demonstrated to improve reasoning with zero-shot prompting (Kojima, Gu, Reid, Matsuo, & Iwasawa, 2022).

To ensure fair comparisons of EQ-Bench scores, we request that users of the benchmark also use zero-shot prompting as we have done in this paper, using the exact prompts and scoring protocol defined here and in our github repository.

To minimise variance between benchmark runs, inference was generated with a temperature parameter of 0.01. If the answer could not be parsed, the temperature parameter was increased by 0.15 progressively until either a parseable answer was produced or the number of attempts exceeded 5. For the open-source models tested, models were quantised to fit into the available VRAM using the bitsandbytes library (Dettmers, Lewis, Shleifer, & Zettlemoyer, 2021): 8-bit quantisation for models with 7B - 34B parameters, and 4-bit quantisation for larger models. We acknowledge that quantising may have reduced the score for the models tested, and we hope to quantify this potential effect in future work.

4 Results

4.1 EQ-Bench Scores

Table 1: EQ-Bench Score Comparison

Model	EQ-Bench Score
OpenAI gpt-4-0613	62.52
migtissera/SynthIA-70B-v1.5	54.83
OpenAI gpt-4-0314	53.39
Qwen/Qwen-72B-Chat	52.44
Anthropic Claude2	52.14
meta-llama/Llama-2-70b-chat-hf	51.56
01-ai/Yi-34B-Chat	51.03
OpenAI gpt-3.5-0613	49.17
OpenAI gpt-3.5-turbo-0301	47.61
Open-Orca/Mistral-7B-OpenOrca	44.40
Qwen/Qwen-14B-Chat	43.76
OpenAI text-davinci-003	43.73
Intel/neural-chat-7b-v3-1	43.61
OpenAI text-davinci-002	39.44
openchat/openchat_3.5	37.08
lmsys/vicuna-33b-v1.3	36.52
meta-llama/Llama-2-13b-chat-hf	33.02
lmsys/vicuna-13b-v1.1	32.85
meta-llama/Llama-2-7b-chat-hf	25.43
Koala 13B	24.92
lmsys/vicuna-7b-v1.1	22.24
OpenAI text-davinci-001	15.19
OpenAI Curie	9.28
OpenAI ADA	2.25
OpenAI Babbage	FAIL

OpenAI’s GPT-4-0613 model produced the highest EQ-Bench score by a considerable margin. We consider this to match with the community consensus of it being the strongest model currently available. Notably, open-source models are rapidly closing the gap with the state-of-the-art proprietary models. The highest performing open-source model tested was SynthIA-70B, a fine-tuned version of Llama2-70B made for role-play. It is interesting to consider that fine-tuning a model specifically for role-play may be an effective way to increase emotional intelligence.

Score differences between different generations of GPT-3.5 and GPT-4 models are evident, with newer versions performing better. Older open-source models such as Koala 13B and Vicuna 7B scored near the bottom of the list.

All models listed in [Table 1](#) produced enough parseable answers (at least 50) for a passing score, with the exception of OpenAI’s older generation Curie, ADA and Babbage models. By simplifying the prompt to remove the critique & revision section, we were also able to get a passing score from Curie and ADA, however these scores are close to zero, indicating that their answers were nearly indistinguishable from answering randomly.

4.2 Repeatability

The benchmark demonstrated good repeatability over multiple benchmark runs for the models tested, with an average 2.93% CV (see Table 6 for individual scores). This variance is due to the non-deterministic nature of LLM output. In practice, this variance may be reduced by benchmarking a model multiple times and averaging the result, which can be done simply in our benchmarking pipeline.

4.3 Effect of Critique & Score Revision

The method of prompting models to critique and revise their answers **improved scores on average by 9.3%** amongst the models compared (see Figure 3). The benefit of revision was inconsistent: lower performing models showed a more pronounced benefit, and some models resulted in a decreased score for their revised answers.

We include this technique in our benchmark protocol primarily to give the model a chance to deploy its best reasoning capabilities. Benchmarkers will often modify a benchmark protocol to incorporate multi-shot prompting or chain-of-thought reasoning, in order to achieve higher scores. By releasing our benchmarking pipeline code and defining the prompting protocol explicitly, we hope to mitigate some potential sources of variance when the benchmark is used in the wild.

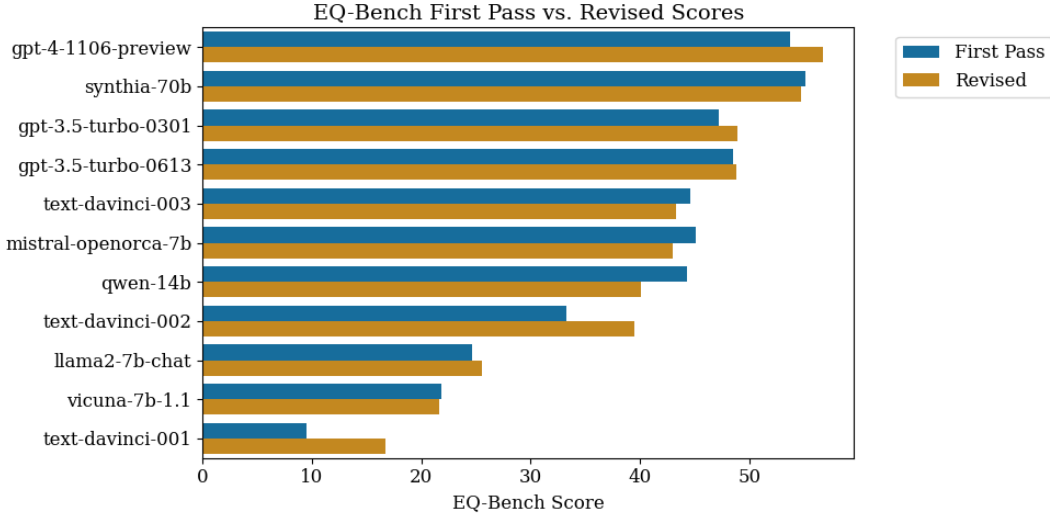


Figure 3: EQ-Bench scores comparing first-pass scores vs. revised scores.

4.4 Comparing SECEU EQ vs. EQ-Bench Scores

Of immediate note, there is significant disagreement between EQ-Bench scores and SECEU EQ scores. While it is difficult to determine from the scores alone why this disagreement might exist, we can normalise the scores to compare them side-by-side visually (Figure 4) and examine the distributions statistically.

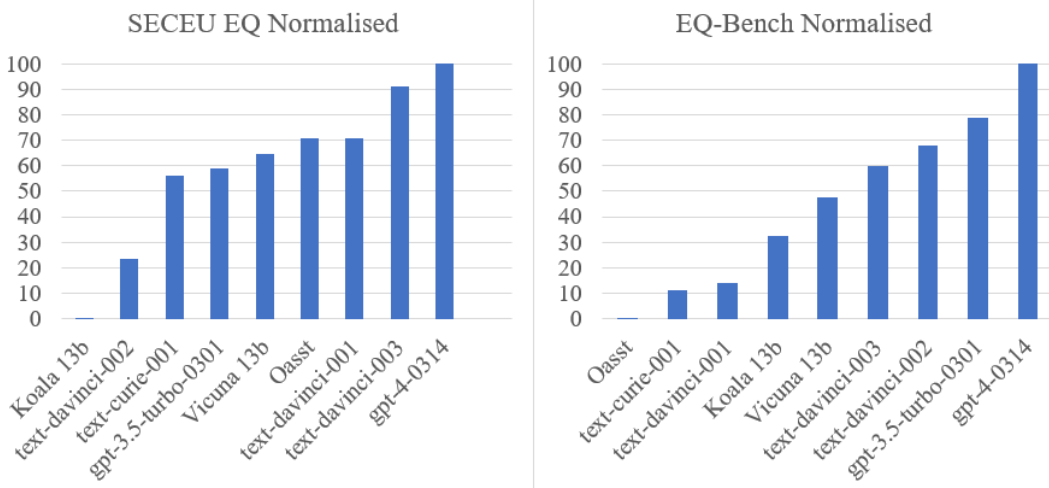


Figure 4: Visualisation of Score Distributions (normalised 0-100) for SECEU EQ vs. EQ-Bench (see Appendix D for table of scores).

Table 2: Calculated Statistics for Normalised Benchmark Scores

Metric	SECEU EQ	EQ-Bench (Ours)
Mean	59.48	45.75
Median	64.71	47.44
Coefficient of Variation (CV)	0.52	0.74
Interquartile Range (IQR)	14.71	53.81
Skewness	-0.68	0.13

Table 2 presents a comparison of statistical measures calculated for SECEU EQ and EQ-Bench score distributions. To produce a fair comparison, we include only the models in the SECEU paper that we were able to successfully benchmark with EQ-Bench. Each series of scores was normalised to 0-100.

Visually it is evident that SECEU EQ scores exhibit more bunching around its median of 64.71. This is borne out by the relatively low Inter-quartile range (IQR) of 14.71 compared to EQ-Bench’s IQR of 53.81. The Coefficient of Variation (CV) and Skewness values also demonstrate a wider, more symmetrical spread for EQ-Bench scores.

It must be noted that these statistical comparisons of score distribution do not take into account whether the scores are accurately measuring emotional understanding. To gain further insight into that aspect of performance, we can look at the correlation of EQ-Bench scores with other popular benchmarks.

4.5 Correlation with Other Benchmarks

To examine the agreement of EQ-Bench with other established benchmarks, we computed Pearson correlation coefficients and scatter plots of scores (see Figure 5).

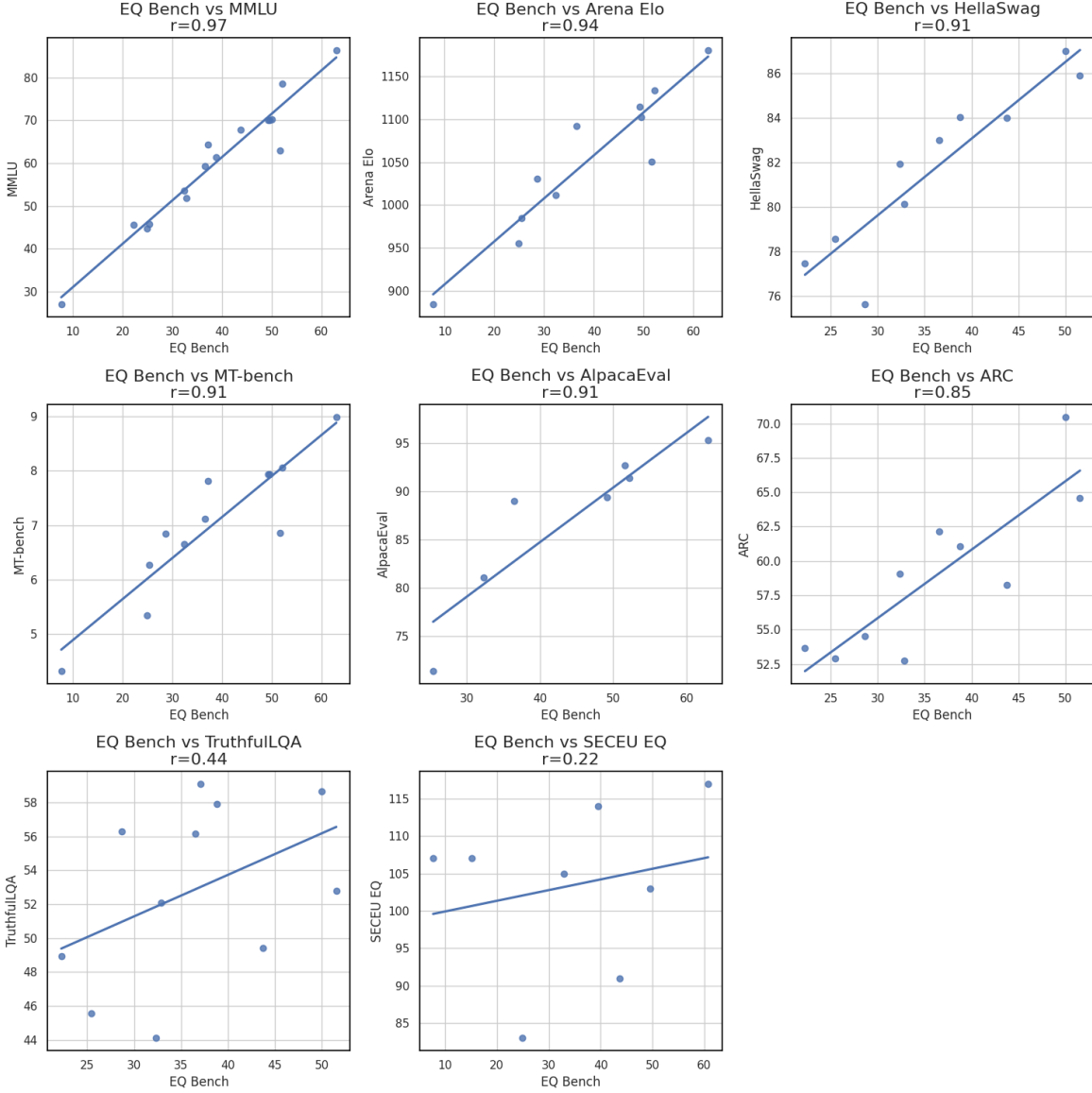


Figure 5: Scatter plots of EQ-Bench scores vs. other popular benchmarks, showing strong correlation with MMLU (Hendrycks et al., 2020), HellaSwag (Zellers et al., 2019), AlpacaEval (Li et al., 2023), Chatbot Arena ELO (Zheng et al., 2023), ARC (Clark et al., 2018) and MT-bench (Zheng et al., 2023). Weaker correlations were observed with TruthfulQA (Lin et al., 2021) and SECEU EQ (Wang et al., 2023). For the full score correlation matrix see Appendix B and Appendix C.

5 Discussion

A criticism often levelled at LLM benchmarks is that high scores on the benchmark do not necessarily correlate to real world performance. There are frequent demonstrations of open-source models beating the likes of GPT-4 in specific benchmarks, while not being nearly as capable in regular use. We perceive this to be a source of significant distrust of synthetic benchmark scores as a way of judging a model’s capabilities. This is a primary motivation for creating EQ-Bench: to produce benchmark scores that reliably correlate with the user experience and perceptions of the intelligence of the model.

5.1 Correlation with Existing Multi-Domain Benchmarks

Our results correlate most strongly with MMLU ($r=0.97$), which is an industry standard benchmark of some 14 thousand questions covering a wide range of knowledge domains and capabilities. EQ-Bench also correlates strongly with other multi-domain benchmarks of this type: HellaSwag ($r=0.91$) and ARC (0.85). We take this as convincing evidence that our approach of using a narrow set of questions targeting EU produces generalisable results that are representative of a model’s broad intelligence.

Our interpretation of these strong correlations is that measuring EU in this way inherently tests complex features of cognition, understanding and reasoning, and thus has significant overlap with the broad features of intelligence tested by multi-domain benchmarks. The strength of these correlations supports our hypothesis that EU measurements can act as a proxy for broad intelligence in LLMs.

5.2 Correlation with Perceived Intelligence of the Model

EQ-Bench scores show a strong Pearson correlation ($r=0.94$) with LMSYS’s Chatbot Arena ELO scores (Zheng et al., 2023), which are derived from human preferences in head-to-head comparisons of model outputs. EQ-Bench scores also align closely with benchmarks that use GPT-4 as a judge of the quality of model output: AlpacaEval (Li et al., 2023): $r=0.91$, and MT-Bench (Zheng et al., 2023): $r=0.91$. These benchmarks are not measuring precisely the same thing as *the perceived intelligence of the model*, but we think the underlying thing being measured is similar, and the close correlations of scores is likely indicative.

We find anecdotally that EQ-Bench scores align closely with our perception of the relative intelligence and capabilities of the models tested. We observe scores to typically be more sensitive to parameter size differences of models when compared to other benchmarks. For example, comparing a 7 billion parameter vs. a 70 billion parameter model:

- Meta’s 70b Llama2 chat model (Touvron et al., 2023) scored only **1.4% higher** than the OpenOrca fine-tune of the Mistral-7b foundational model on an aggregate of four popular benchmarks: ARC, HellaSwag, MMLU and TruthfulQA (Lian et al., 2023).
- Whereas EQ-Bench scored the 70 billion parameter Llama2 model **13.9% higher** than the 7 billion parameter Mistral-based model.

In this case we find that our result better captures the relative performance disparity between the two models than the other cited benchmarks. We highlight this as an example of a fine-tuned model perhaps overfitting the kinds of questions found in these benchmarks, resulting in a disproportionate gain in scores relative to the perceived holistic improvement in model performance and the disparity in model parameter counts.

5.3 Comparison with SECEU

EQ-Bench produces results that notably correlate weakly with SECEU, despite the similarity of the question format and the fact that we are both specifically targeting EU. We believe the discrepancy is explained by the methodological improvements we implemented with EQ-Bench. Specifically:

- Dialogues focused on nuanced emotional interactions.
- A more diverse selection of emotions to rate (as opposed to the most plausible ones).
- Choosing reference answers ourselves rather than crowdsourcing.
- Removing the requirement to sum intensity ratings to 10.

We have shown strong agreement with industry standard benchmarks (Figure 5), and strong statistical differentiation of scores compared to SECEU as outlined in Table 2. EQ-Bench produces scores that correlate much more strongly with industry standard benchmarks (see Figure 6).

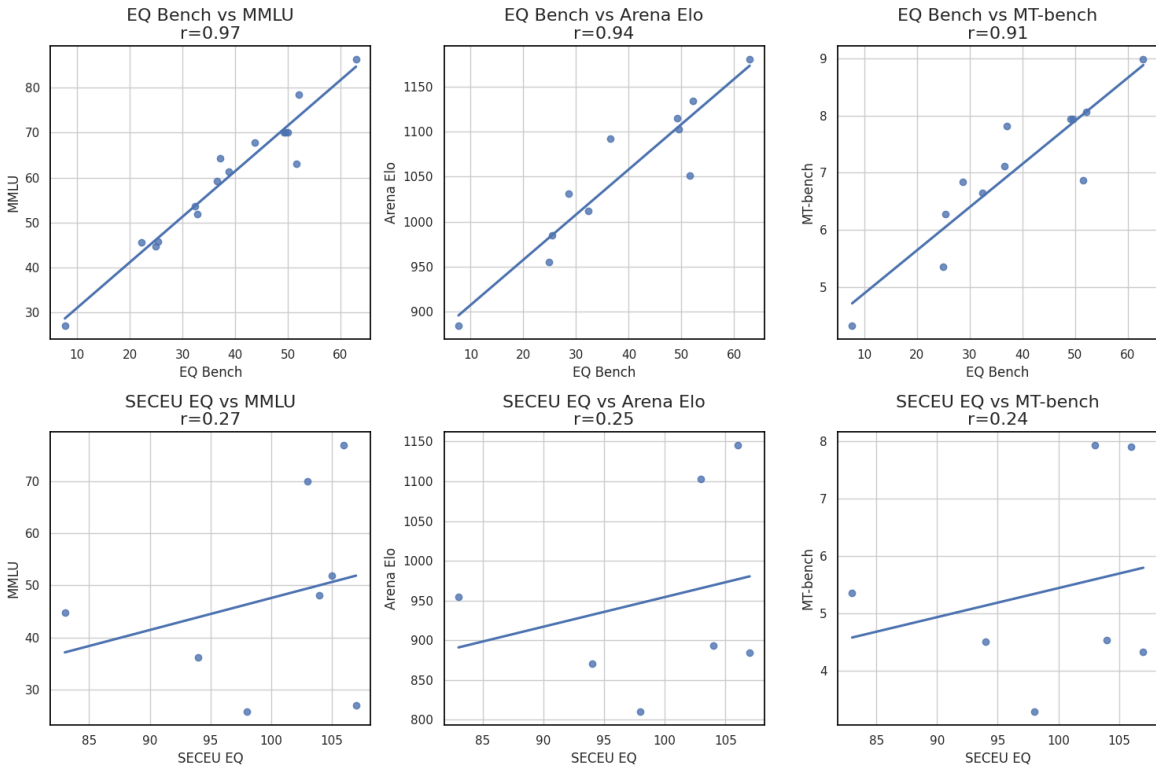


Figure 6: Comparison of correlations between EQ-Bench and SECEU vs. other benchmarks. EQ-Bench produces scores that correlate much more strongly with industry standard benchmarks compared to SECEU. Data for the scores and models being compared can be found in Appendix B and Appendix C.

5.4 Difficult to "Game" or Cheat the Benchmark

While we have not attempted to adversarially fine-tune a model to score well in the benchmark, we anticipate that it will not be trivial to do this without outright cheating by training on the test questions. This is due to several factors:

Complex nature of EU: Emotional understanding represents a set of complex cognitive abilities. We expect it will require significant engineering and curation of training sets in order to increase a model’s EU through fine tuning. In contrast, other benchmarks may be more susceptible to narrow improvements in a model fine-tuned specifically to improve benchmark scores.

Objective scoring: EQ-Bench is scored without the need of subjective interpretation by assessors. This eliminates potential sources of bias that might be exploited in LLM-as-a-judge benchmarks.

Training set leaks: Benchmark questions can leak into the training set of a model, artificially inflating its scores. This is a risk for any benchmark, however it may be detectable after the fact, and this is something we intend to explore in future research.

We acknowledge that in practice, LLM benchmark leaderboards are highly competitive and methods may be found to artificially inflate a model’s score on EQ-Bench. As such we will continue to monitor the evolving space and consider adjustments to our methodology to improve its robustness.

5.5 Able to Differentiate a Wide Range of EU Levels

We observe that scores are well distributed through the whole range of models tested, without apparent bunching or levelling off. The Coefficient of Variation (0.741), Interquartile Range (53.81) and Skewness (0.13) of normalised EQ-Bench scores indicate a broad spread and near-symmetrical distribution. The lack of evident bunching of scores (see [Table 1](#)) suggests that the ceiling for the test’s ability to measure EU is at least as high as the strongest models tested. It remains to be seen how much headroom there is to differentiate models above this.

5.6 Runtime and Computational Requirements

In our testing, an EQ-Bench run typically completes in less than 10 mins for OpenAI models. For open source models, the test typically completes in 20-60 minutes when running on a single Nvidia RTX A6000. These requirements make the test accessible and economical compared to other benchmarks that require thousands of questions to be answered. We are releasing a python pipeline on Github to streamline the process of benchmarking multiple models in a single run without human intervention.

6 Limitations and Future Directions

The inherent subjectivity in predicting emotional responses means that there is no objectively correct answer to the test questions. Efforts have been made to minimize ambiguity by selecting dialogues and emotions whose intensity can be delineated without ambiguity. We recognise that these are inherent concerns in the design of any psychometric test, and while ultimately unavoidable, we may in future be able to mitigate such ambiguities by designing questions in consultation with domain experts.

Likewise, the range of emotional understanding that the test is able to measure is inherently limited to the abilities of the authors of this paper to create challenging questions and to set the reference answers insightfully. We expect scores to compress as model capabilities approach the upper limit that the test is able to measure. In order to increase the ceiling of EU that the benchmark is able to measure, we may in future work employ experts in EI to craft more complex questions and to collectively decide on the reference answers.

While the benchmark reference answers were determined by the authors of this paper, all dialogues were generated by GPT-4. The benchmark could be improved by employing human writers to create the dialogues, eliminating a potential source of bias and improving the emotional depth and complexity of the scenes.

Due to resource constraints, we were not able to administer the test on a cohort of human subjects in order to establish this point of reference. This may be worthwhile for future work, since normalising scores to 100 at the human mean allows for an intuitive point of reference with respect to other psychometrics like IQ. It would also be valuable to administer industry standard EI tests on several language models with the help of accredited assessors. These results could be correlated with EQ-Bench scores, to determine if we are effectively measuring similar aspects of EI.

References

- Clark, P., Cowhey, I., Etzioni, O., Khot, T., Sabharwal, A., Schoenick, C., & Tafjord, O. (2018). Think you have solved question answering? try arc, the ai2 reasoning challenge. *arXiv preprint arXiv:1803.05457*.
- Dettmers, T., Lewis, M., Shleifer, S., & Zettlemoyer, L. (2021). 8-bit optimizers via block-wise quantization. *arXiv preprint arXiv:2110.02861*.
- Elyoseph, Z., Hadar-Shoval, D., Asraf, K., & Lvovsky, M. (2023). Chatgpt outperforms humans in emotional awareness evaluations. *Frontiers in Psychology, 14*, 1199058.
- Goleman, D. (1996). Emotional intelligence. why it can matter more than iq. *Learning, 24*(6), 49–50.
- Hendrycks, D., Burns, C., Basart, S., Zou, A., Mazeika, M., Song, D., & Steinhardt, J. (2020). Measuring massive multitask language understanding. *arXiv preprint arXiv:2009.03300*.
- Hendrycks, D., Burns, C., Kadavath, S., Arora, A., Basart, S., Tang, E., . . . Steinhardt, J. (2021). Measuring mathematical problem solving with the math dataset. *arXiv preprint arXiv:2103.03874*.
- Huyghe, V. E., Hovasapian, A., & Fontaine, J. R. (2022). The scoring challenge of emotional intelligence ability tests: A confirmatory factor analysis approach to model substantive and method effects using raw item scores. *Frontiers in Psychology, 13*, 812525.
- Karcioglu, O., Topacoglu, H., Dikme, O., & Dikme, O. (2018). A systematic review of the pain scales in adults: which to use? *The American journal of emergency medicine, 36*(4), 707–714.
- Kojima, T., Gu, S. S., Reid, M., Matsuo, Y., & Iwasawa, Y. (2022). Large language models are zero-shot reasoners. *Advances in neural information processing systems, 35*, 22199–22213.
- Li, X., Zhang, T., Dubois, Y., Taori, R., Gulrajani, I., Guestrin, C., . . . Hashimoto, T. B. (2023). AlpacaEval: An automatic evaluator of instruction-following models. *GitHub repository*.
- Lian, W., Goodson, B., Wang, G., Pentland, E., Cook, A., Vong, C., & "Teknum". (2023). *Mistralorca: Mistral-7b model instruct-tuned on filtered openorca1 gpt-4 dataset*. <https://huggingface.co/Open-Orca/Mistral-7B-OpenOrca>. HuggingFace.
- Lin, S., Hilton, J., & Evans, O. (2021). Truthfulqa: Measuring how models mimic human falsehoods. *arXiv preprint arXiv:2109.07958*.
- LMSYS. (2023). *Chatbot arena leaderboard*. Retrieved from <https://huggingface.co/spaces/lmsys/chatbot-arena-leaderboard> (Accessed: 2023-12-06)
- Mayer, J., & Salovey, P. (1997). What is the emotional intelligence? implications for education. *Emotional Development, Emotional Literacy, and Emotional Intelligence, New york: Basic books*.
- McRae, K., Rhee, S. H., Gatt, J. M., Godinez, D., Williams, L. M., & Gross, J. J. (2017). Genetic and environmental influences on emotion regulation: A twin study of cognitive reappraisal and expressive suppression. *Emotion, 17*(5), 772.
- Ogurlu, U. (2021). A meta-analytic review of emotional intelligence in gifted individuals: A multilevel analysis. *Personality and Individual Differences, 171*, 110503.
- OpenAI. (2023). *Gpt-4 technical report*.
- Salovey, P., & Mayer, J. D. (1990). Emotional intelligence. *Imagination, cognition and personality, 9*(3), 185–211.
- Touvron, H., Martin, L., Stone, K., Albert, P., Almahairi, A., Babaei, Y., . . . others (2023). Llama 2: Open foundation and fine-tuned chat models. *arXiv preprint arXiv:2307.09288*.
- Turkheimer, E., Haley, A., Waldron, M., d’Onofrio, B., & Gottesman, I. I. (2003). Socioeconomic status modifies heritability of iq in young children. *Psychological science, 14*(6), 623–628.
- Vaswani, A., Shazeer, N., Parmar, N., Uszkoreit, J., Jones, L., Gomez, A. N., . . . Polosukhin, I. (2017). Attention is all you need. *Advances in neural information processing systems, 30*.
- Vernon, P. A., Petrides, K., Bratko, D., & Schermer, J. A. (2008). A behavioral genetic study of trait emotional intelligence. *Emotion, 8*(5), 635.
- Wang, X., Li, X., Yin, Z., Wu, Y., & Liu, J. (2023). Emotional intelligence of large language models. *Journal of Pacific Rim Psychology, 17*, 18344909231213958.
- Yang, Z., Li, L., Lin, K., Wang, J., Lin, C.-C., Liu, Z., & Wang, L. (2023). The dawn of llms: Preliminary explorations with gpt-4v (ision). *arXiv preprint arXiv:2309.17421*, 9, 1.
- Yao, S., Yu, D., Zhao, J., Shafran, I., Griffiths, T. L., Cao, Y., & Narasimhan, K. (2023). Tree of thoughts: Deliberate problem solving with large language models. *arXiv preprint arXiv:2305.10601*.
- Zellers, R., Holtzman, A., Bisk, Y., Farhadi, A., & Choi, Y. (2019). Hellaswag: Can a machine really finish your sentence? *arXiv preprint arXiv:1905.07830*.

Appendices

A Example Full Prompt

Your task is to predict the likely emotional responses of a character in this dialogue:

Cecilia: You know, your words have power, Brandon. More than you might think.

Brandon: I'm well aware, Cecilia. It's a critic's job to wield them.

Cecilia: But do you understand the weight of them? The lives they can shatter?

Brandon: Art is not for the faint-hearted. If you can't handle the critique, you're in the wrong industry.

Cecilia: It's not about handling criticism, Brandon. It's about understanding the soul of the art. You dissect it like a cold, lifeless body on an autopsy table.

[End dialogue]

At the end of this dialogue, Brandon would feel...

Offended

Empathetic

Confident

Dismissive

Give each of these possible emotions a score from 0-10 for the relative intensity that they are likely to be feeling each. Then critique your answer by thinking it through step by step. Finally, give your revised scores.

You must output in the following format, including headings (of course, you should give your own scores), with no additional commentary:

First pass scores:

Offended: <score>

Empathetic: <score>

Confident: <score>

Dismissive: <score>

Critique:

<your critique here>

Revised scores:

Offended: <revised score>

Empathetic: <revised score>

Confident: <revised score>

Dismissive: <revised score>

[End of answer]

Remember: zero is a valid score, meaning they are likely not feeling that emotion. You must score at least one emotion >0.

The full set of questions is available at: <https://github.com/EQ-bench/EQ-Bench>.

B Score Correlation Matrix 1

Table 3: Score Correlation Matrix: EQ-Bench vs. Arena ELO, MT-bench & MMLU

Model	EQ Bench	Arena Elo	MT-bench	MMLU	Alpaca Eval
meta-llama/Llama-2-7b-chat-hf	25.43	985	6.27	45.8	71.37
mistralai/Mistral-7B-Instruct-v0.1	28.66	1031	6.84	—	54.52
meta-llama/Llama-2-13b-chat-hf	32.34	1012	6.65	53.6	81.09
lmsys/vicuna-33b-v1.3	36.52	1092	7.12	59.2	88.99
gpt-3.5-0613	49.17	1115	7.94	70	89.39
meta-llama/Llama-2-70b-chat-hf	51.56	1051	6.86	63	92.66
gpt-4-0613	62.94	1181	8.99	86.4	95.28
openchat/openchat-3.5	37.08	—	7.81	64.3	—
text-davinci-001	15.19	—	—	—	—
text-davinci-002	43.73	—	—	—	—
text-davinci-003	39.44	—	—	—	—
gpt-3.5-turbo-0301	49.52	1103	7.94	70	—
gpt-4-0314	60.73	—	—	—	—
Claude 1	—	1146	7.9	77	—
Claude 2	52.14	1134	8.06	78.5	91.36
Koala 13B	24.92	955	5.35	44.7	—
Oasst-pythia-12B	7.69	884	4.32	27	—
Dolly-V2-12B	—	810	3.28	25.7	—
Alpaca 13B	—	893	4.53	48.1	—
ChatGLM 6B	—	871	4.5	36.1	—
lmsys/vicuna-13b-v1.1	32.85	—	—	51.9	—
HuggingFaceH4/zephyr-7b-alpha	38.79	—	—	61.39	—
Qwen/Qwen-14B-Chat	43.76	—	—	67.7	—
mightisera/Synthia-70B-v1.2b	49.99	—	—	70.13	—
lmsys/vicuna-7b-v1.1	22.24	—	—	45.63	—

Data sources: Chatbot Arena Leaderboard ([LMSYS, 2023](#)), MMLU ([Hendrycks et al., 2020](#)), Chatbot Arena ELO ([Zheng et al., 2023](#)), AlpacaEval ([Li et al., 2023](#)), MT-bench ([Zheng et al., 2023](#))

C Score Correlation Matrix 2

Table 4: Score Correlation Matrix: EQ-Bench vs. Arena ELO, MT-bench & MMLU

Model	EQ Bench	ARC	HellaSwag	Truthful- QA	SECEU EQ
meta-llama/Llama-2-7b-chat-hf	25.43	52.9	78.55	45.57	—
mistralai/Mistral-7B-Instruct-v0.1	28.66	54.52	75.63	56.28	—
meta-llama/Llama-2-13b-chat-hf	32.34	59.04	81.94	44.12	—
lmsys/vicuna-33b-v1.3	36.52	62.12	83	56.16	—
gpt-3.5-0613	49.17	—	—	—	—
meta-llama/Llama-2-70b-chat-hf	51.56	64.59	85.88	52.8	—
gpt-4-0613	62.94	—	—	—	—
openchat/openchat-3.5	37.08	—	—	59.1	—
text-davinci-001	15.19	—	—	—	107
text-davinci-002	43.73	—	—	—	91
text-davinci-003	39.44	—	—	—	114
gpt-3.5-turbo-0301	49.52	—	—	—	103
gpt-4-0314	60.73	—	—	—	117
Claude 1	—	—	—	—	106
Claude 2	52.14	—	—	—	—
Koala 13B	24.92	—	—	—	83
Oasst-pythia-12B	7.69	—	—	—	107
Dolly-V2-12B	—	—	—	—	98
Alpaca 13B	—	—	—	—	104
ChatGLM 6B	—	—	—	—	94
lmsys/vicuna-13b-v1.1	32.85	52.73	80.14	52.08	105
HuggingFaceH4/zephyr-7b-alpha	38.79	61.04	84.04	57.9	—
Qwen/Qwen-14B-Chat	43.76	58.28	83.99	49.43	—
migtissera/Synthia-70B-v1.2b	49.99	70.48	86.98	58.64	—
lmsys/vicuna-7b-v1.1	22.24	53.67	77.46	48.94	—

Data sources: HellaSwag (Zellers et al., 2019), ARC (Clark et al., 2018), TruthfulQA (Lin et al., 2021) and SECEU (Wang et al., 2023).

D SECEU EQ Scores vs. EQ-Bench scores

Table 5: Comparison of Original and Normalised Scores for SECEU EQ vs. EQ-Bench. Data sources: SECEU ([Wang et al., 2023](#)).

Model	SECEU EQ	EQ-Bench	SECEU EQ Nor-malised	EQ-Bench Nor-malised
Oasst	107	7.69	70.59	26.30
text-curie-001	102	13.55	55.88	34.44
text-davinci-001	107	15.19	70.59	36.72
Koala 13b	83	24.92	0.00	50.24
Vicuna 13b	105	32.85	64.71	61.26
text-davinci-003	114	39.44	91.18	70.42
text-davinci-002	91	43.73	23.53	76.38
gpt-3.5-turbo-0301	103	49.52	58.82	84.42
gpt-4-0314	117	60.73	100.00	100.00

E EQ-Bench Repeatability & First Pass vs. Revised Scores

Table 6: EQ-Bench First Pass vs. Revised Scores.

Model	First Pass Score	Revised Score
gpt-3.5-turbo-0301	47.18	48.72
gpt-3.5-turbo-0301	46.44	49.56
gpt-3.5-turbo-0301	47.95	48.46
gpt-3.5-turbo-0613	47.60	48.99
gpt-3.5-turbo-0613	48.98	47.61
gpt-3.5-turbo-0613	48.94	49.75
gpt-4-1106-preview	53.45	56.94
gpt-4-1106-preview	53.31	56.83
gpt-4-1106-preview	54.34	56.40
llama2-7b-chat	24.61	25.54
llama2-7b-chat	24.68	25.47
llama2-7b-chat	24.61	25.68
mistral-openorca-7b	45.25	42.38
mistral-openorca-7b	45.02	42.90
mistral-openorca-7b	45.00	43.66
qwen-14b	43.31	36.94
qwen-14b	44.55	41.28
qwen-14b	44.89	42.18
synthia-70b	54.99	53.77
synthia-70b	55.12	55.37
synthia-70b	55.30	55.06
text-davinci-001	11.30	18.25
text-davinci-001	8.26	16.56
text-davinci-001	8.83	15.42
text-davinci-002	32.19	37.20
text-davinci-002	32.78	39.91
text-davinci-002	32.26	40.07
text-davinci-003	44.64	43.14
text-davinci-003	44.31	43.01
text-davinci-003	44.71	43.72
vicuna-7b-1.1	21.75	21.64
vicuna-7b-1.1	21.76	21.21
vicuna-7b-1.1	22.03	22.07