

# Subject-Based Domain Adaptation for Facial Expression Recognition

Muhammad Osama Zeeshan<sup>1</sup>, Muhammad Haseeb Aslam<sup>1</sup>, Soufiane Belharbi<sup>1</sup>, Alessandro L. Koerich<sup>1</sup>, Marco Pedersoli<sup>1</sup>, Simon Bacon<sup>2</sup>, Eric Granger<sup>1</sup>

<sup>1</sup> LIVIA, Dept. of Systems Engineering, ETS Montreal, Canada

<sup>2</sup> Dept. of Health, Kinesiology & Applied Physiology, Concordia University, Montreal, Canada  
muhammad-osama.zeeshan.1@ens.etsmtl.ca, eric.granger@etsmtl.ca

**Abstract**—Adapting a deep learning (DL) model to a specific target individual is a challenging task in facial expression recognition (FER) that may be achieved using unsupervised domain adaptation (UDA) methods. Although several UDA methods have been proposed to adapt deep FER models across source and target data sets, multiple subject-specific source domains are needed to accurately represent the intra- and inter-person variability in subject-based adaption. In this paper, we consider the setting where domains correspond to individuals, not entire datasets. Unlike UDA, multi-source domain adaptation (MSDA) methods can leverage multiple source datasets to improve the accuracy and robustness of the target model. However, previous methods for MSDA adapt image classification models across datasets and do not scale well to a larger number of source domains. In this paper, a new MSDA method is introduced for subject-based domain adaptation in FER. It efficiently leverages information from multiple source subjects (labeled source domain data) to adapt a deep FER model to a single target individual (unlabeled target domain data). During adaptation, our Subject-based MSDA first computes a between-source discrepancy loss to mitigate the domain shift among data from several source subjects. Then, a new strategy is employed to generate augmented confident pseudo-labels for the target subject, allowing a reduction in the domain shift between source and target subjects. Experiments<sup>1</sup> on the challenging BioVid heat and pain dataset (PartA) with 87 subjects shows that our Subject-based MSDA can outperform state-of-the-art methods yet scale well to multiple subject-based source domains.

## I. INTRODUCTION

Facial expression recognition (FER) techniques have gained popularity in several applications, such as pain estimation in health care, detecting suspicious or criminal behaviour, sleep or stress estimation, and various other systems interacting with humans [9], [15]. In e-health, automatic detection of facial activity linked to, e.g., pain is important for people with communication problems, suffer from severe illnesses, or have brain injuries [24], [25].

Deep learning (DL) models provide state-of-art performance in many computer vision tasks, such as object detection [27], image classification [11], [31], and semantic segmentation [17]. However, these tasks typically rely on large-scale datasets and supervised learning to train an accurate model. Moreover, it is assumed that the model is trained and tested on data sampled from the same underlying distribution. When a model is applied to test data that diverges from the training set, its performance can decline

significantly. Unsupervised Domain Adaptation (UDA) [8], [18], [32], [37] techniques have been developed to address the domain shift problem [2] between training (source) and testing (target) domain data. Given the cost to annotate data collected from an operational target domain, researchers have explored a multitude of UDA methods, which seek to find a common representation space between data distributions of a labeled source domain and an unlabeled target domain. Facial expressions vary significantly depending on the individual (e.g., their expressiveness) and capture conditions, which makes the performance of FER systems decrease. Recently, UDA models have gained significant popularity in FER tasks [9], [15], [43] to detect emotions such as happiness or sadness to deal with the problem of domain-gap among distinct distributions.

UDA methods focus on a single source to adapt to the target domain. However, in a more realistic scenario, data can come from various sources with varying distributions. One way is to combine all the sources to create a single domain space and adapt to the target domain, but that does not consider the domain shift between the sources that led to the decline in models' performance. The multi-source domain adaptation (MSDA) methods [37], [5], [26], [12] allow for the creation of a robust model by integrating information from a variety of source domains that can adapt to an unlabeled target domain. However, in FER task defining a dataset per domain such as RAF-DB [16], FER2013 [7], or AffectNet [19] in a UDA or MSDA setting as shown in Fig. 1 (left-side) does not consider each subject variability which is important in developing a subject-specific model. These FER datasets comprise uncontrolled, in-the-wild data that lack subject-specific information. Instead, they confine diverse samples from random individuals, offering valuable data variety but not emphasizing creating a model that generalizes well to a single individual. This limitation arises from the absence of subject-based variations within the database, which is a crucial aspect of developing subject-specific models. Research in psychology and neuroscience [1], [13], [21] shows that facial expressions are person-dependent and not versatile, such as in pain recognition where each person has a distinct way of expressing their pain. Therefore, dealing with subject-based data is important to learn the subject-specific representation for intra and inter-variability. Moreover, the current MSDA methods are trained on classification benchmark datasets [14], [28] where the number of domains is limited, hindering their ability to scale

This work was not supported by any organization

<sup>1</sup>Our codebases can be found: <https://github.com/osamazeeshan/Subject-Based-Domain-Adaptation-for-FER>

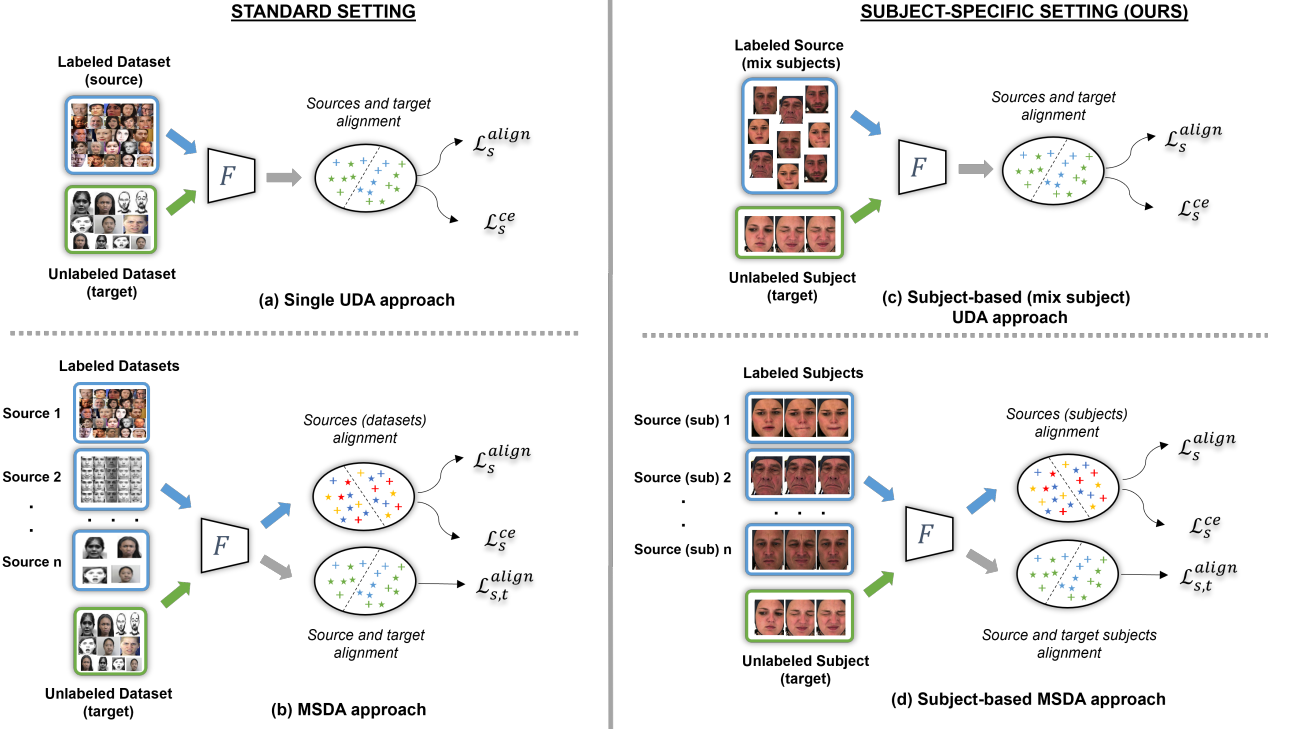


Fig. 1. Settings for adaptation of a deep FER model. On the left side, standard setting (a) single UDA approach, where one labeled dataset is adapted to a single unlabeled dataset. (b) MSDA approach aligns multiple source datasets and then adapts to the single target domain. On the right side, the subject-specific (ours) setting is shown. (c) the mix-subject UDA approach, considered single labeled source with different subject identities (IDs) were aligned with unlabeled target subjects. (d) subject-based domain adaptation, here we considered each subject as a separate domain, mitigating the domain shift among the sources and then aligning the source with the target subject. The color in **blue** indicates labeled data, the **green** indicates unlabeled data, and the **grey** represents data from both domains.

well on a large number of source domains.

This paper focuses on leveraging a larger number of source domains, where each domain consists of a distinct subject rather than datasets. We proposed an MSDA method for *Subject-Based Domain Adaptation* that can adapt a deep FER model to an individual by defining each subject as a distinct domain – labeled data from multiple subjects (source domains) and unlabeled data from a target individual (target domain). The subject-specific setting is illustrated in Fig. 1 (right). The subject-based UDA approach (Fig. 1(c)) relies on a single source and target, where the source domain is comprised of different persons, and the model is adapted to a single target subject. In the subject-based MSDA approach (Fig. 1(d)), each subject is linked to a distinct domain, thus multiple sources and a single target subject. The target domain consists of samples that belong to a single person, where the data is captured in a stationary environment and incorporates less affective diversity.

In this paper, we propose an MSDA method for *Subject-Based Domain Adaptation* that allows including distinct subjects as source domain data to explicitly leverage their diversity to provide better adaptation to the target subject. Aligning the class representation of multiple individuals to a common domain-agnostic feature space raises several challenges during MSDA. The alignment of subject class distributions bridges the gap between diverse individuals.

Since the target domain data is unlabeled, the target and source class distribution alignment may be challenging. Therefore, the generation of the target pseudo-labels (PL) is an essential component in the alignment process. The most common approach in MSDA [34], [39], [41], [29] predicts a target PL from a source classifier combined with a confidence threshold, but this approach often results in noisy labels that impact the domain alignment procedure. This paper introduces the Augmented Confident Pseudo Label (ACPL) strategy that generates PL based on augmented thresholding, producing a highly reliable target PL before training the target adaption model.

Our contributions are summarized as follows: (1) A novel *Subject-based Domain Adaptation* method is introduced to leverage the diversity of data from multiple subjects (each one considered as a source domain) for adapting to an unlabeled target subject; (2) An ACPL strategy is proposed to generate highly reliable pseudo-labels before the target adaptation without adding complexity to the training procedure; (3) Our experimental results and ablations show that the proposed *Subject-based Domain Adaptation* method can outperform state-of-the-art MSDA and UDA methods on the Biovid dataset and scales well to a large number of source domains. Results also show that increasing the source subjects (domains) can drastically improve the model performance on an unlabeled target subject.

## II. RELATED WORK

### A. Unsupervised Domain Adaptation

Adapting visual DL models to operational target domains is a challenging task, commonly achieved using unsupervised domain adaptation (UDA) methods, where labeled data from a single source and unlabeled data from a single target are available for adaptation. Several discrepancy-based [43], [9], reconstruction-based [6], [44], [42], and adversarial-based [4], [38] UDA methods have been proposed in the literature. **Discrepancy-based:** Zhu et al. [43] seek to minimize the discriminative feature among the domains to diminish the domain shift. To analyze the difference in both distributions, the disparity between the means of domains is determined. In [9], a model is personalized for FER using an incremental broad learning system. Maximum Mean Discrepancy (MMD) and entropy are combined to measure the difference between source and target features.

**Reconstruction-based:** In [6] authors presented a deep reconstruction classification model, which encodes the representation of source and target domains, labeled source data classification via supervised learning, and unlabeled target data reconstruction through unsupervised learning. [44], presented a transfer learning-based autoencoder technique containing the embedding layer and the label encoding layer. KL divergence minimizes the distribution distance among the domains in the embedding layer. In contrast, the source domain is calculated in a supervised way. In [42], the author proposed a dual learning approach that transfers a source representation's learning into a target representation. It uses dual generators that learn the image translation mapping with two discriminators, which measure the authenticity of a newly rendered image using an adversarial loss.

**Adversarial-based:** Barros et al. [4] proposed an Adversarial Graph Representation Adaptation approach containing two convolutional graphs stacked together to train local and domain-invariant features across domains. In [3], the proposed method generates target data using an augmentation technique. AC-GAN [22] was used to deal with the domain shift between newly generated images and the source domain. A dictionary learning approach is proposed in [38].

Although several UDA methods have been proposed to adapt FER models across datasets, several source domains are desirable in subject-based adaption to represent the intra- and inter-person diversity. In literature [5], [23], [26], it was found that incorporating multiple source domains would help in the target adaptation process, as the samples collected from diverse sources exhibit diverse affective information.

### B. Multi-Source Domain Adaptation

Unlike UDA, MSDA leverages multiple source datasets to improve the accuracy and robustness of the target model. MSDA models learn from multiple labeled sources to have better generalization on the target domain. Many MSDA methods have been proposed for image classification. Peng et al. [23] present a novel approach for adapting a model trained on a multi-source domain to perform well on the

target domain. The proposed Moment Matching for Multi-Source Domain Adaptation (M<sup>3</sup>SDA) technique aligns the first and second-order statistics of the feature representations of the source and target data as the objective function for domain adaptation. Similarly, in [12], the author proposed the Contrastive Adaptation Network (CAN) method, which minimizes Contrastive Domain Discrepancy (CDD) across domains. It calculates the MMD between domain distributions. K-means clustering was used to assign a pseudo-label to the target samples. Adversarial-based methods have also gained popularity in MSDA, Nguyen et al. 2021 [20] proposed an adversarial learning student-teacher model. The network comprises a source teacher and a target student model. The ensemble-based approach is applied to achieve the teacher model by taking an average of source models. The generator is trained on the target sample, and the discriminator is with source samples that try to decrease the gap between the target and source distributions. Another similar technique was introduced by Zhao et al. 2021 [40] proposed a Multi-source adversarial domain aggregation network (MADAN), which focused on aligning the different sources and a target domain via pixel-level alignment.

Although these methods perform well on classification tasks, they add complexity to the model by adding additional auxiliary losses, which require careful hyperparameter tuning and increase the training time. Venkat et al. [34] present a self-supervised-based approach that does not require any additional auxiliary loss to align sources and target domains. The model was first introduced to multiple sources to train a classifier for each source, then presented a target domain to the network to assign a pseudo-label based on the source classifiers' agreement rate. In [5] authors propose the Bi-level Optimization (BORT<sup>2</sup>) method, which does not require training a source domain but rather utilizes any existing single UDA network. BORT<sup>2</sup> uses that model to generate a target pseudo-label while eliminating noisy samples that train a robust target model. Scalbert et al. [29], presented contrastive learning to generate weak and strong augmented images of the target domain. It generates target labels, a hard pseudo-label is applied for the prediction from the weak augmented image, and a soft label is applied to the strongly augmented image. A cross-entropy loss is calculated among the samples whose probability is above a certain threshold.

Despite the performance of MSDA methods on benchmark classification tasks, few methods have been proposed for FER. Unlike the general MSDA methods that only deal with a small number of source domains (up to 6), our approach is developed to scale well with the increasing number of domains. For the generation process, we introduce the ACPL technique that improves the reliability of target samples.

## III. PROPOSED METHODOLOGY

The overall pipeline of the proposed MSDA method for subject-based domain adaptation is illustrated in Fig. 2. The MSDA two-step training strategy [5], [34] has shown tremendous success in the adaptation process. Inspired by that, we follow the same approach in aligning source and

target subjects. In the first step, we align different subjects that are considered as a domain using a discrepancy loss that reduces the domain shift between each individual. A supervised loss is also calculated for every subject, and the model is jointly optimized with both losses. In the next step, we want our model to adapt to the unlabeled target subject. However, to have better adaptability, we must train it with reliable samples only. Therefore, we propose an augment confident pseudo-label (ACPL) strategy to minimize the ratio of the noisy labels, while selecting only the most confident pseudo-labels. We select confident target labels in *Eval Mode* where we introduce both the original and augmented version of each sample to the train source classifier, generating output logits that are then converted into probabilities with a *softmax* layer. Finally, we apply a threshold ( $\tau$ ) to the average of these probabilities. If the maximum class probability is greater than  $\tau$ , then we select the label of the sample with the highest probability as a subject pseudo-label. After the selection of the confident samples, we jointly train the adapted model using target and source subjects. The network is optimized using cross-entropy and discrepancy losses between source and target subjects, calculated using *Maximum Mean Discrepancy (MMD)* [30].

#### A. Notation

Let  $N^S = \{N^1, N^2, \dots, N^S\}$  be a labeled multi-source subject domains, and  $N^T$  be an unlabeled single-target subject domain. We define  $X_n^S = \{x_1, x_2, \dots, x_n\}$  and  $X_n^T = \{x_1, x_2, \dots, x_n\}$  as the input space of samples from  $N^S$  and  $N^T$  domains. For  $N^S$  we define  $Y_n^S = \{y_1, y_2, \dots, y_n\}$  as the output label space. We also define a feature extractor  $F_\theta$  that is common in both source alignment and target adaptation.  $C_S(\cdot)$  is a source classifier that is common in all subject domains, and  $C_T(\cdot)$  is defined as a target classifier.

#### B. Alignment of Source Domains

In the first step, labeled data from the source subjects is considered. The model learns using supervised loss from sources while calculating the MMD [30] to reduce the disparity among subjects. To reduce the domain shift between subjects, we aim to decrease the discrepancy between subject representations. The MMD is estimated in a reproducing kernel Hilbert space (RKHS), defined as:

$$MMD(P(A), Z(B)) = \sum_{i,j} \frac{k(a_i, a_j)}{n^2} + \sum_{i,j} \frac{k(b_i, b_j)}{m^2} - 2 \sum_{i,j} \frac{k(a_i, b_j)}{nm} \quad (1)$$

where  $P(A)$  and  $Z(B)$  are the features from two different subject domains  $A$  and  $B$ , and  $a_i$  and  $b_i$  are the  $i^{th}$  sample feature vector extracted with  $F_\theta$  from  $A$  and  $B$ .  $k(\cdot, \cdot)$

denotes kernel (such as Gaussian).  $n$  and  $m$  represent the total number of data samples in  $P(A)$  and  $Z(B)$ . To align the source subjects, the MMD loss is estimated between the two different subject feature vectors. We denote  $F^A = F_\theta(X_n^A)$  and  $F^B = F_\theta(X_n^B)$ . The MMD estimation is defined as:

$$L_{\text{mmd}}^S = MMD(F^A, F^B) \quad (2)$$

where  $F^A$  and  $F^B$  are the extracted features from two distinct source subjects  $N^A$  and  $N^B$ . Minimizing the discrepancy loss aligns dissimilar subjects closer to one another in a feature space. We also minimize the categorical cross-entropy loss by using the label information:

$$L_{\text{ce}}^S = -\frac{1}{N^S} \sum_{i=1}^{N^S} [(C_S(F_\theta(X^i)), Y^i)] \quad (3)$$

where  $C_S(\cdot)$  makes prediction from the source classifier,  $X^i$  are the samples from subject  $i$ , and  $Y^i$  is the ground-truth label for that samples in the multiple labeled subject domain. The overall source subject loss is expressed as:

$$L^S = L_{\text{ce}}^S + \lambda L_{\text{mmd}}^S \quad (4)$$

where  $L_{\text{ce}}^S$  is the supervised loss,  $L_{\text{mmd}}^S$  is the domain discrepancy loss to align source subjects in a common feature space, and  $\lambda$  weights their contributions.

#### C. Target Adaptation with Augmented Confident Target Pseudo-Labels

After training the source classifier and aligning the subject domains, the next step is generating pseudo-labels for the target domain. However, generating target labels using the trained source classifier ( $C_S$ ) produced noisy pseudo-labels [5]. Thus, we proposed an augment confident pseudo-label (ACPL) strategy to produce a reliable pseudo-label (PL) using augmentation thresholding before the adaptation. We introduce the target subject  $X_n^T$  and apply a random augmentation to produce  $\hat{X}_n^T$  an augmented version of each data sample. Using the trained source subject classifier  $C_S$  we make predictions by producing softmax probability  $\mathbf{P}_n^T = \text{softmax}[C_S(X_n^T)]$  and  $\hat{\mathbf{P}}_n^T = \text{softmax}[C_S(\hat{X}_n^T)]$  of every example and its augmented version to define the probability dictionaries:

$$\mathbf{P}_n^T = \{p_1, \dots, p_n\}, \quad \hat{\mathbf{P}}_n^T = \{\hat{p}_1, \dots, \hat{p}_n\} \quad (5)$$

where  $\mathbf{P}_n^T$  and  $\hat{\mathbf{P}}_n^T$  are the probabilities of the original and augmented version of the image. The average of these probabilities  $\mathbf{A}_n^T = \{(p_1 + \hat{p}_1)/2, \dots, (p_n + \hat{p}_n)/2\}$  undergo thresholding to consider samples with a value greater than  $\tau$ . To assign a pseudo-label  $\hat{Y}_n^T = \{\hat{y}_1, \dots, \hat{y}_t\}$  to the samples, we choose the label of the sample version  $\mathbf{P}^T$  or  $\hat{\mathbf{P}}^T$  which has the highest probability  $p_i^* = \max(p_i, \hat{p}_i)$ , where max is

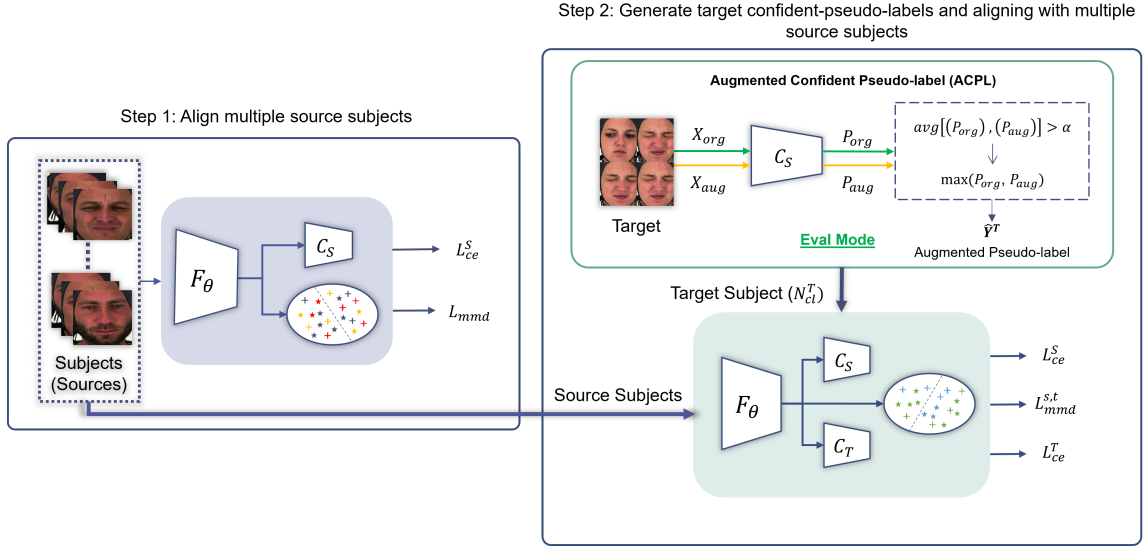


Fig. 2. An illustration of our proposed Subject-Based MSDA method.

an element-wise operator and consider that the label for the target sample defined as:

$$\hat{\mathbf{Y}}_n^T = \arg \max_{i \in n} \{ (p_i^*) \cdot \mathbb{I}(a_i > \tau) \} \quad (6)$$

where  $p_i^*$  is the max probability and  $a_i$  is the average probability of the  $i^{th}$  sample of the target subject. We take the  $\arg \max$  for the samples whose average probability  $a_i$  is greater than  $\tau$  using the  $\mathbb{I}$  function, assuring that only the confident samples are chosen for the target domain.  $\hat{\mathbf{Y}}_n^T$  represents the target pseudo-labels, defining the confident target subject domain as:

$$N_{cl}^T = (X^T, \hat{\mathbf{Y}}^T) \quad (7)$$

The same source feature extractor  $F_\theta$  is now trained for the target subject adaptation. Both source  $N^S$  and target subjects  $N_{cl}^T$  are introduced, and for the target, we only include the confident samples. To align the source subjects with the target, the MMD loss is calculated using Eq. 1 between all the aligned subject domains ( $N^S$ ) and the target ( $N_{cl}^T$ ), where  $F^S = F_\theta(X_n^S)$  and  $F^T = F_\theta(X_n^T)$  respectively:

$$L_{mmd}^{S,T} = MMD(F^S, F^T) \quad (8)$$

where  $F^S$  is the combination of all the source subjects we already aligned using Eq. 2, now reducing the discrepancy with  $F^T$  that consists of confident target distributions. The supervised loss is also calculated for the target subject with confident pseudo-labels:

$$L_{ce}^T = -\frac{1}{N_{cl}^T} \sum_{i=1}^{N_{cl}^T} C_T(F_\theta(x_i), \hat{y}_i) \quad (9)$$

where the target classifier  $C_T$  is trained on target confident samples  $x_i$  with pseudo-labels  $\hat{y}_i$ . The pseudo-label is updated after every  $M$  epoch. Finally, we define the overall objective function for the adaptation to the target subject as follows:

$$L_{adapt}^T = L_{ce}^S + L_{ce}^T + L_{mmd}^{S,T} \quad (10)$$

We minimize the target adaptation loss  $L_{adapt}^T$  with source subject supervision loss  $L_{ce}^S$  defined in Eq. 3 in a minibatch manner until the model convergences.

## IV. RESULTS AND DISCUSSION

### A. Experimental Methodology:

**Datasets.** In our proposed *subject-based domain adaptation* for FER, as we consider each subject as a domain, it is essential to use a dataset that includes comprehensive subject-related information and encompasses a diverse array of individuals. To determine the efficacy of our model, we use the BioVid heat and pain dataset (PartA) [35]. It consists of 87 subjects captured in a controlled environment, where each subject falls into one of five categories: "no pain" and four distinct pain levels denoted as PA1, PA2, PA3, and PA4, from lower to higher. Previous research [36] has shown that the initial pain intensities failed to show any facial activities and suggested focusing only on no pain and the highest pain intensities. Our experiments consider two classes: no pain and pain level P4. Each subject consists of 20 videos per class, and each video lasts 5.5 secs. Based on the study [36], pain level 4 does not show any facial activity in the first 2s of the video. Therefore, we only consider frames after 2s to

TABLE I  
ACCURACY OF OUR SUBJECT-BASED MSDA AND BASELINE METHODS ON BioVID FOR 10 TARGET SUBJECTS WITH ALL 77 SOURCES.

Setting	Methods	Sub-1	Sub-2	Sub-3	Sub-4	Sub-5	Sub-6	Sub-7	Sub-8	Sub-9	Sub-10	Avg
<b>Source combined</b>	Source-only	0.62	0.61	0.65	0.55	0.51	0.71	0.70	0.52	0.54	0.55	0.59
	Subject-based UDA	0.73	0.64	0.73	0.59	0.54	0.75	0.76	0.53	0.51	0.58	0.63
<b>Multi-source</b>	M <sup>3</sup> SDA [23]	0.67	0.66	0.61	0.58	0.55	0.50	0.67	0.56	0.54	0.67	0.60
	CMSDA [29]	<b>0.93</b>	0.47	0.81	<b>0.87</b>	0.53	0.84	0.57	0.54	<b>0.74</b>	<b>0.70</b>	0.70
	SImpAI [34]	0.80	<b>0.69</b>	0.55	0.75	0.52	0.81	0.71	<b>0.61</b>	0.59	0.56	0.65
	Subject-based MSDA	<b>0.93</b>	<b>0.69</b>	<b>0.84</b>	0.64	<b>0.57</b>	<b>0.85</b>	<b>0.81</b>	0.58	0.60	0.60	<b>0.71</b>
<b>Oracle</b>	Fully-Supervised	0.99	0.91	0.98	0.97	0.98	0.97	0.96	0.95	0.99	0.98	0.96

eliminate the initial part of the sequence that did not indicate any response to the pain.

**Experimental protocol.** To evaluate the performance of our method, we define subjects as source and target domains. In our first experiment, we selected 60 random subjects as sources, and fixed 10 subjects as unlabeled target domains to be consistent on all experiments. In the second experiment, we increased the number of sources to 77 subjects (all subjects) and adapted to the remaining 10 target subjects. In order to define a baseline for *subject-based domain adaptation* for the recognition of pain, we follow the standard protocol defined for MSDA methods [37], [23]. **Source-combined:** We first define the lower-bound, which is the traditional approach of training a model by using all the sources and then testing on the target subject. This approach is also known as source-only as it does not adapt to the target data. The second experiment combines all subjects as before and then adapts to a target subject as in standard UDA. **Multi-source DA:** We treat each subject as a separate domain and reduce the domain shift among the different sources before adapting to the target. We compare our method with three commonly used MSDA approaches M<sup>3</sup>SDA, [23], CMSDA [29] and SImpAI [34]. **Oracle:** It is the upper-bound or fully supervised approach where we perform fine-tuning on the target subject.

**Implementation details.** In all experiments, we use the ResNet18 [10] backbone pre-trained on ImageNet by removing the first ReLU and MaxPool layers, and the last 2d adaptive average pooling layer. In our experiments, the backbone is shared across all the source domains, followed by the shared classifier. The images are resized to 100x100 resolution, and the model is trained with Stochastic Gradient Descent (SGD) with a batch size of 16 and a learning rate of 0.0001. We initially set a high threshold value of  $\tau = 0.90$  for the pseudolabel selection because, at the start of the training, the samples tended to be more noisy, but as training progressed, we decreased the value by 0.02 after every 20 epochs. For our ACPL technique to generate reliable pseudo-labels for the target domain, we

experimented with different augmentation techniques such as horizontal flip, rotation 90/45, sharpening the image, color jitter, and vertical flip. Among them, horizontal flip outperforms other methods and produces the most confident PL. Therefore, we use horizontal flip as an augmentation technique in all our experiments. As this is the first work that introduced MSDA to FER, no method is directly comparable. Hence, we perform experiments using the BioVid dataset in three STA MSDA techniques, *Moment Matching for Multi-Source Domain Adaptation* (M<sup>3</sup>SDA) [23], *Contrastive Multi-Source Domain Adaptation* (CMSDA) [29] and *Self-supervised Implicit Alignment* (SImpAI) [34]. The M<sup>3</sup>SDA technique was the baseline method for MSDA classification tasks that reduced the discrepancy based on the moment-matching approach between domains. CMSDA and SImpAI methods are based on generating the target pseudo-labels. These models used a single feature extractor for the source and target adaptation, which reduces the cost of training multiple networks, avoiding the computational complexity when dealing with many domains. We use the same ResNet18 backbone pre-trained on ImageNet in these methods for direct comparison with our technique.

#### B. Comparison with the State-of-the-Art:

Our first experiment rely on 77 source subjects, and 10 fixed targets are reported in Table I. In the source-combine source-only method, we follow the lower-bound approach without any form of domain adaptation, where a model is trained on training subjects (sources) and evaluated on distinct target subjects. As expected, all the other techniques outperform the source-only approach, and verify our hypothesis that there can be an important domain gap between different identities in the same dataset. We then perform UDA on our subject-based approach, where all the subjects are combined, treated as a single source, and then adapted to the target subject. This simple adaptation already improves the method’s accuracy by 0.4. However, if there is a domain shift between source subjects, this is not considered. For example, if some subjects are similar and others have some

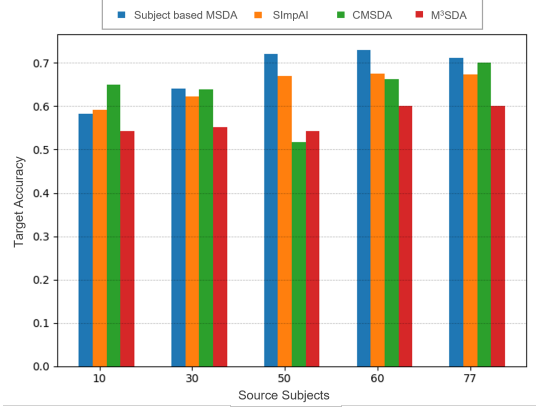


Fig. 3. Performance comparison of *Subject based MSDA*, *SImpAI*, *CMSDA*, and *M³SDA* when the number of source subjects is 10, 30, 50, 60, and 77 adapted to 10 unlabeled target subjects.

dissimilarities based on their cultural or ethnic difference, simply combining them is not optimal. Therefore, MSDA approaches are introduced to deal with the discrepancy between the subjects. We compare our Subject-based MSDA to state-of-the-art MSDA methods. The *M³SDA* methods have a slight performance gain over source-only 0.1. The *SImpAI* has gained significant improvement over source-only 0.6 and subject-based UDA 0.2. *CMSDA* demonstrates notable performance in 4 out of 10 subjects with an overall accuracy of 0.11. However, our approach outperforms all methods with an overall accuracy of 0.71 and the best accuracy in *Sub-1*, *Sub-2*, *Sub-3*, *Sub-5*, *Sub-6*, and *Sub-7*. In a fully-supervised (Oracle) approach, we use ResNet18 as a backbone, performing fine-tuning on the target subjects, achieving an average accuracy of 0.97.

### C. Ablation Studies:

**Impact of augmented confident pseudo-label.** The effectiveness of our ACPL generation is compared against pseudo-labels generated directly from the source classifier. For this experiment, we have to use labeled information of the target subjects to estimate the reliability of the generated labels by comparing them with the ground truth. For this diagnosis, we are considering a model trained on 60 sources (as it performs best) and then introducing ten fixed unlabeled target subjects. Fig. 4 (a) shows the comparison between the standard way of generating target PL (orange line) and our ACPL approach (blue line). First, the standard way of producing target PL is by using the trained subject classifier  $C_S$  on 60 subjects, which produces the labels for the unlabeled target subject. Next, the ACPL is applied to each target subject where we use two versions of each sample, original and horizontal flip augmented image. It was seen in Fig. 4 (a) that ACPL improves the target PL in all subjects with an average

accuracy of 0.81 compared to 0.71, indicating the reliability of target samples before the target adaptation.

**Impact of the number of source subjects.** In this section, we analyze the impact on model adaptation when growing the number of subjects. The experiments were performed with 10, 30, 50, 60, and 77 source subjects individually adapted to 10 unlabeled target subjects on *Subject-based MSDA*, *SImpAI*, *CMSDA*, and *M³SDA* methods. Fig. 3 illustrates the average performance of all the target models. We see the trend of increase in target adaptability when more source subjects were added except for *CMSDA* whose performance dropped on *Sub-30* and *Sub-50*. Our method outperforms with an increasing number of subjects, which shows that our model has a better adaptability with more source domains. All the methods have the highest accuracy gain when there are 60 source subjects except for *CMSDA*, which achieves its highest peak with 77 source subjects. By increasing the number of sources, the model tends to learn different variations by adding more diverse subjects that include a variety of individuals with diverse ways of expressing pain. When sources were increased to 77, the model did not improve but had slightly lower accuracy in *Subject-based MSDA* and relatively similar performance in *SImpAI* and *M³SDA* as compared to the model train with 60 subjects. It will tell us that the model is saturated and does not learn any new subjective variability when more subjects are added beyond 60. However, in the *CMSDA*, the performance of target subjects deviates a lot when training with a different number of source subjects. This is caused by the hard augmentation applied in the target domain that determines the target pseudo-label. It will distort the facial expression, causing instability in the target performance.

### D. Visualization of Feature Distributions:

To gain a better understanding of our proposed method *Subject-Based DA*, the target feature embeddings are visualized using a t-SNE [33] graph. Our method is compared with "Baseline" and "SImpAI" [34] method i.e., source-only and STA MSDA method illustrated in Fig. 4 (b). It can be seen that the feature representation in source-only for pain and no-pain classes is cluttered and not aligned and category-unaware. Compared to *SImpAI*, the categories are much more separable from each other, but still, it was not aligned. However, our *Subject-based MSDA* method takes advantage of discrepancy loss to align the target features of the same video much closer to each other, which shows the benefit of reducing the disparity in the target feature alignment process.

### E. Analysis of Computational Complexity:

Table II compares the average training time, number of Multiply-Accumulates (MACs), and Floating-Point Opera-

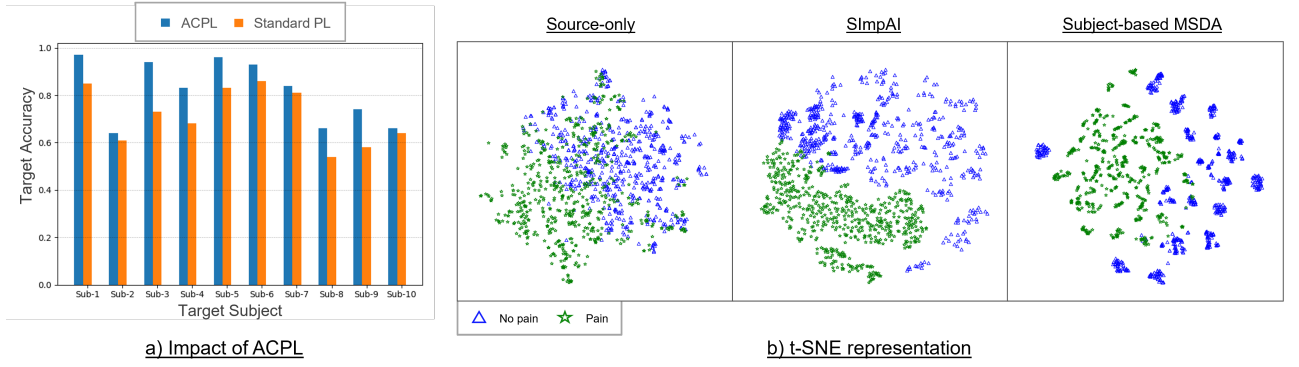


Fig. 4. (a) Comparison of a standard way of generating pseudo-label (indicated by the orange line) and ours augmented confident-pseudo-label (ACPL) generation (indicated by the blue line) unlabeled target subjects. (b) The embeddings of the t-SNE graph from **60 SUB** adapted to target **SUB-1**. a) represents the source-only (baseline) setting without adaptation. b) shows the representation generated from the SImpAI method. c) represents our approach feature embeddings for the target subject. Color and shape represent different classes, Blue for *No-Pain* and green for *Pain* (best viewed in color).

TABLE II  
COMPUTATIONAL COMPLEXITY OF OUR PROPOSED SUBJECT-BASED MSDA AND BASELINE METHODS AT TRAINING TIME.

Methods	Time	MACs	FLOPs
MS <sup>3</sup> DA	130 ms	27.7 G	55.4 G
SImpAI	32 ms	7.8 G	15.7 G
CMSDA	30 ms	7.1 G	14.2 G
Subject-based MSDA	10 ms	5.9 G	11.9 G

tions per Second (FLOPs) required by baseline and Subject-based MSDA methods for adaptation to a target subject. All models shared a common ResNet18 backbone, requiring the same number of 11.8M network parameters. Complexity is assessed on a server with an Nvidia A100 GPU card. MS<sup>3</sup>DA method is very costly during MSDA with many sources, while SImpAI and CMSDA require fewer computations. Our Subject-based MSDA method reduces the training time by 13x to 10ms as compared to MS<sup>3</sup>DA and 3x as compared to CMSDA. The complexity of our method scales better when catering to many source domains. MACs and FLOPs operations are calculated during target subject adaptation for a single sample. MS<sup>3</sup>DA appears as the most computationally expensive model at 27.7G MACs and 5.4G FLOPs. This is due to the cost of moment matching for every source domain when aligned with the target domain, alongside the inclusion of an additional source classifier pair in the training phase. Conversely, the SImpAI model significantly reduced the computational costs to nearly 70% w.r.t. MS<sup>3</sup>DA (7.8G MACs and 15.7G FLOPs). The CMSDA model further reduces the complexity by 0.7G MACs and 1.0G FLOPs. Subject-based MSDA reduces complexity (5.9G MACs and 11.9G FLOPs) because it only requires a single source classifier, compared to SImpAI, which trains multiple classifiers based on various source domains. The overall training time

for the model depends on each individual target subject. For a single epoch on target adaptation, MS<sup>3</sup>DA takes 130m, SImpAI takes 32m, CMSDA takes 30m, and Subject-based MSDA takes 10m. It is also observed that our method takes fewer train epochs (2 or 3) to achieve the best target accuracy, which results in adapting models in less time. However, it is noted that in other MSDA methods, the model will typically require 5 to 8 epochs to converge, and sometimes more than 20 epochs to produce the best-performing model. Thus, our approach for incorporating multiple source subjects in target adaptation achieves higher performance while reducing the training time.

## V. CONCLUSIONS

In this paper, we proposed the *Subject-based MSDA* technique to incorporate subjects as multiple domains in FER. As subjects have differences such as skin color, facial cues, and facial expressions, it makes sense to consider each subject as a different domain and adapt to that in a multi-domain setting. In addition, we proposed a technique to generate reliable target pseudo-labels using ACPL before the target adaptation. Extensive experiments have shown that our approach for dealing with many source subjects in target subject adaptation performs better than source-only (no adaptation), as in normal FER training and single UDA approaches. Furthermore, we also compared our technique with the current MSDA methods and achieved higher performance. Finally, we showed that increasing the number of subjects in the source domain improves the target performance. In the future, we aim to include more individuals from different datasets to increase the robustness of the target model. In fact, we have shown that using more than 60 subjects will not further improve the target performance and that the model is saturated in the BioVid dataset.

## REFERENCES

- [1] L. F. Barrett, B. Mesquita, K. N. Ochsner, and J. J. Gross. The experience of emotion. *Annu. Rev. Psychol.*, 58:373–403, 2007.
- [2] S. Ben-David, J. Blitzer, K. Crammer, A. Kulesza, F. Pereira, and J. W. Vaughan. A theory of learning from different domains. *Machine learning*, 79:151–175, 2010.
- [3] B. Bozorgtabar, D. Mahapatra, and J.-P. Thiran. Exprada: Adversarial domain adaptation for facial expression analysis. *Pattern Recognition*, 100:107111, 2020.
- [4] T. Chen, T. Pu, H. Wu, Y. Xie, L. Liu, and L. Lin. Cross-domain facial expression recognition: A unified evaluation benchmark and adversarial graph learning. *IEEE transactions on pattern analysis and machine intelligence*, 2021.
- [5] Z. Deng, D. Li, Y.-Z. Song, and T. Xiang. Robust target training for multi-source domain adaptation. *arXiv preprint arXiv:2210.01676*, 2022.
- [6] M. Ghifary, W. B. Kleijn, M. Zhang, D. Balduzzi, and W. Li. Deep reconstruction-classification networks for unsupervised domain adaptation. In *European conference on computer vision*, pages 597–613. Springer, 2016.
- [7] I. J. Goodfellow, D. Erhan, P. L. Carrier, A. Courville, M. Mirza, B. Hamner, W. Cukierski, Y. Tang, D. Thaler, D.-H. Lee, et al. Challenges in representation learning: A report on three machine learning contests. In *International conference on neural information processing*, pages 117–124. Springer, 2013.
- [8] A. Gretton, K. M. Borgwardt, M. J. Rasch, B. Schölkopf, and A. Smola. A kernel two-sample test. *The Journal of Machine Learning Research*, 13(1):723–773, 2012.
- [9] J. Han, L. Xie, J. Liu, and X. Li. Personalized broad learning system for facial expression. *Multimedia Tools and Applications*, 79(23):16627–16644, 2020.
- [10] K. He, X. Zhang, S. Ren, and J. Sun. Deep residual learning for image recognition. In *Proceedings of the IEEE conference on computer vision and pattern recognition*, pages 770–778, 2016.
- [11] J. Hu, L. Shen, and G. Sun. Squeeze-and-excitation networks. In *Proceedings of the IEEE conference on computer vision and pattern recognition*, pages 7132–7141, 2018.
- [12] G. Kang, L. Jiang, Y. Wei, Y. Yang, and A. Hauptmann. Contrastive adaptation network for single-and multi-source domain adaptation. *IEEE transactions on pattern analysis and machine intelligence*, 44(4):1793–1804, 2020.
- [13] S. Kitayama, B. Mesquita, and M. Karasawa. Cultural affordances and emotional experience: socially engaging and disengaging emotions in japan and the united states. *Journal of personality and social psychology*, 91(5):890, 2006.
- [14] D. Li, Y. Yang, Y.-Z. Song, and T. M. Hospedales. Deeper, broader and artier domain generalization. In *Proceedings of the IEEE international conference on computer vision*, pages 5542–5550, 2017.
- [15] S. Li and W. Deng. Deep emotion transfer network for cross-database facial expression recognition. In *2018 24th International Conference on Pattern Recognition (ICPR)*, pages 3092–3099. IEEE, 2018.
- [16] S. Li, W. Deng, and J. Du. Reliable crowdsourcing and deep locality-preserving learning for expression recognition in the wild. In *Proceedings of the IEEE conference on computer vision and pattern recognition*, pages 2852–2861, 2017.
- [17] J. Long, E. Shelhamer, and T. Darrell. Fully convolutional networks for semantic segmentation. In *Proceedings of the IEEE conference on computer vision and pattern recognition*, pages 3431–3440, 2015.
- [18] M. Long, H. Zhu, J. Wang, and M. I. Jordan. Unsupervised domain adaptation with residual transfer networks. *Advances in neural information processing systems*, 29, 2016.
- [19] A. Mollahosseini, B. Hasani, and M. H. Mahoor. Affectnet: A database for facial expression, valence, and arousal computing in the wild. *IEEE Transactions on Affective Computing*, 10(1):18–31, 2017.
- [20] V.-A. Nguyen, T. Nguyen, T. Le, Q. H. Tran, and D. Phung. Stem: An approach to multi-source domain adaptation with guarantees. In *Proceedings of the IEEE/CVF International Conference on Computer Vision*, pages 9352–9363, 2021.
- [21] R. E. Nisbett and T. Masuda. Culture and point of view. *Proceedings of the National Academy of Sciences*, 100(19):11163–11170, 2003.
- [22] A. Odena, C. Olah, and J. Shlens. Conditional image synthesis with auxiliary classifier gans. In *International conference on machine learning*, pages 2642–2651. PMLR, 2017.
- [23] X. Peng, Q. Bai, X. Xia, Z. Huang, K. Saenko, and B. Wang. Moment matching for multi-source domain adaptation. In *Proceedings of the IEEE/CVF international conference on computer vision*, pages 1406–1415, 2019.
- [24] R. G. Praveen, E. Granger, and P. Cardinal. Deep weakly supervised domain adaptation for pain localization in videos. In *2020 15th IEEE International Conference on Automatic Face and Gesture Recognition (FG 2020)*, pages 473–480. IEEE, 2020.
- [25] G. P. Rajasekhar, E. Granger, and P. Cardinal. Deep domain adaptation with ordinal regression for pain assessment using weakly-labeled videos. *Image and Vision Computing*, 110:104167, 2021.
- [26] C.-X. Ren, Y.-H. Liu, X.-W. Zhang, and K.-K. Huang. Multi-source unsupervised domain adaptation via pseudo target domain. *IEEE Transactions on Image Processing*, 31:2122–2135, 2022.
- [27] S. Ren, K. He, R. Girshick, and J. Sun. Faster r-cnn: Towards real-time object detection with region proposal networks. *Advances in neural information processing systems*, 28, 2015.
- [28] K. Saenko, B. Kulis, M. Fritz, and T. Darrell. Adapting visual category models to new domains. In *European conference on computer vision*, pages 213–226. Springer, 2010.
- [29] M. Scalbert, M. Vakalopoulou, and F. Couzinié-Devy. Multi-source domain adaptation via supervised contrastive learning and confident consistency regularization. *arXiv preprint arXiv:2106.16093*, 2021.
- [30] D. Sejdinovic, B. Sriperumbudur, A. Gretton, and K. Fukumizu. Equivalence of distance-based and rkhs-based statistics in hypothesis testing. *The annals of statistics*, pages 2263–2291, 2013.
- [31] K. Simonyan and A. Zisserman. Very deep convolutional networks for large-scale image recognition. *arXiv preprint arXiv:1409.1556*, 2014.
- [32] E. Tzeng, J. Hoffman, N. Zhang, K. Saenko, and T. Darrell. Deep domain confusion: Maximizing for domain invariance. *arXiv preprint arXiv:1412.3474*, 2014.
- [33] L. Van der Maaten and G. Hinton. Visualizing data using t-sne. *Journal of machine learning research*, 9(11), 2008.
- [34] N. Venkat, J. N. Kundu, D. Singh, A. Revanur, et al. Your classifier can secretly suffice multi-source domain adaptation. *Advances in Neural Information Processing Systems*, 33:4647–4659, 2020.
- [35] S. Walter, S. Gruss, H. Ehleiter, J. Tan, H. C. Traue, P. Werner, A. Al-Hamadi, S. Crawcour, A. O. Andrade, and G. M. da Silva. The biovid heat pain database data for the advancement and systematic validation of an automated pain recognition system. In *2013 IEEE international conference on cybernetics (CYBCO)*, pages 128–131. IEEE, 2013.
- [36] P. Werner, A. Al-Hamadi, and S. Walter. Analysis of facial expressiveness during experimentally induced heat pain. In *2017 Seventh international conference on affective computing and intelligent interaction workshops and demos (ACIIW)*, pages 176–180. IEEE, 2017.
- [37] R. Xu, Z. Chen, W. Zuo, J. Yan, and L. Lin. Deep cocktail network: Multi-source unsupervised domain adaptation with category shift. In *Proceedings of the IEEE conference on computer vision and pattern recognition*, pages 3964–3973, 2018.
- [38] K. Yan, W. Zheng, Z. Cui, Y. Zong, T. Zhang, and C. Tang. Unsupervised facial expression recognition using domain adaptation based dictionary learning approach. *Neurocomputing*, 319:84–91, 2018.
- [39] J. Yuan, F. Hou, Y. Du, Z. Shi, X. Geng, J. Fan, and Y. Rui. Self-supervised graph neural network for multi-source domain adaptation. In *Proceedings of the 30th ACM International Conference on Multimedia*, pages 3907–3916, 2022.
- [40] S. Zhao, B. Li, P. Xu, X. Yue, G. Ding, and K. Keutzer. Madan: multi-source adversarial domain aggregation network for domain adaptation. *International Journal of Computer Vision*, 129(8):2399–2424, 2021.
- [41] S. Zhao, G. Wang, S. Zhang, Y. Gu, Y. Li, Z. Song, P. Xu, R. Hu, H. Chai, and K. Keutzer. Multi-source distilling domain adaptation. In *Proceedings of the AAAI Conference on Artificial Intelligence*, volume 34, pages 12975–12983, 2020.
- [42] J.-Y. Zhu, T. Park, P. Isola, and A. A. Efros. Unpaired image-to-image translation using cycle-consistent adversarial networks. In *Proceedings of the IEEE international conference on computer vision*, pages 2223–2232, 2017.
- [43] R. Zhu, G. Sang, and Q. Zhao. Discriminative feature adaptation

- for cross-domain facial expression recognition. In *2016 International Conference on Biometrics (ICB)*, pages 1–7. IEEE, 2016.
- [44] F. Zhuang, X. Cheng, P. Luo, S. J. Pan, and Q. He. Supervised representation learning: Transfer learning with deep autoencoders. In *Twenty-Fourth International Joint Conference on Artificial Intelligence*, 2015.