

# From Static to Dynamic: Adapting Landmark-Aware Image Models for Facial Expression Recognition in Videos

Yin Chen<sup>†</sup>, Jia Li<sup>†\*</sup>, Shiguang Shan, *Fellow, IEEE*,  
Meng Wang, *Fellow, IEEE*, and Richang Hong<sup>\*</sup>, *Member, IEEE*

**Abstract**—Dynamic facial expression recognition (DFER) in the wild is still hindered by data limitations, e.g., insufficient quantity and diversity of pose, occlusion and illumination, as well as the inherent ambiguity of facial expressions. In contrast, static facial expression recognition (SFER) currently shows much higher performance and can benefit from more abundant high-quality training data. Moreover, the appearance features and dynamic dependencies of DFER remain largely unexplored. To tackle these challenges, we introduce a novel Static-to-Dynamic model (S2D) that leverages existing SFER knowledge and dynamic information implicitly encoded in extracted facial landmark-aware features, thereby significantly improving DFER performance. Firstly, we build and train an image model for SFER, which incorporates a standard Vision Transformer (ViT) and Multi-View Complementary Promoters (MCPs) only. Then, we obtain our video model (i.e., S2D), for DFER, by inserting Temporal-Modeling Adapters (TMAs) into the image model. MCPs enhance facial expression features with landmark-aware features inferred by an off-the-shelf facial landmark detector. And the TMAs capture and model the relationships of dynamic changes in facial expressions, effectively extending the pre-trained image model for videos. Notably, MCPs and TMAs only increase a fraction of trainable parameters (less than +10%) to the original image model. Moreover, we present a novel Emotion-Anchors (i.e., reference samples for each emotion category) based Self-Distillation Loss to reduce the detrimental influence of ambiguous emotion labels, further enhancing our S2D. Experiments conducted on popular SFER and DFER datasets show that we have achieved a new state of the art.

**Index Terms**—Dynamic facial expression recognition, model adaptation, transfer learning, emotion ambiguity.

## I. INTRODUCTION

**F**ACIAL expressions reflect a person’s emotional state and play a crucial role in interpersonal interactions. Understanding the emotional states from facial expressions is increasingly significant due to its applications, such as human-computer interaction [1], healthcare aids [2], and driving safety [3]. Currently, facial expression recognition (FER) can be roughly divided into two types: Static Facial Expression Recognition (SFER) and Dynamic Facial Expression

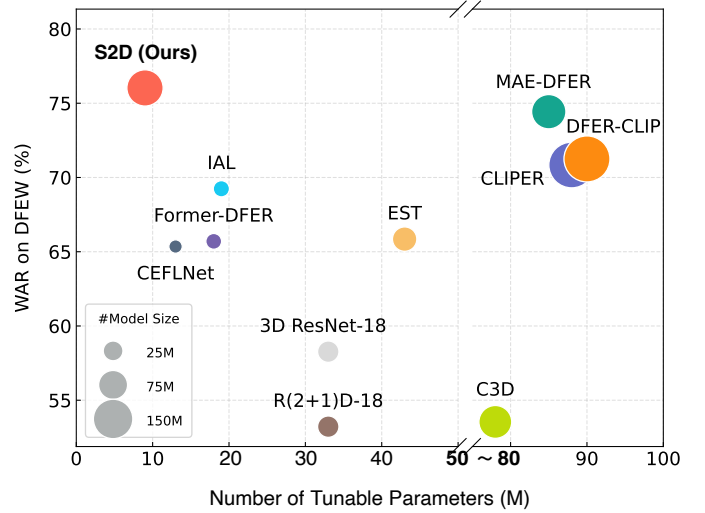


Fig. 1. Performance comparison of dynamic facial expression recognition on the DFEW [4] testing set. Bubble size indicates the model size. Our proposed S2D achieves the highest weighted average recall (WAR) while enjoying significantly less number of tunable parameters (< 10% tunable parameters of the whole model). Here, we compare our S2D with C3D [5], R(2+1)D-18 [6], 3D ResNet-18 [7], Former-DFER [8], CEFLNet [9], EST [10], IAL [11], CLIPER [12], DFER-CLIP [13] and MAE-DFER [14].

Recognition (DFER). SFER mainly focuses on recognizing expressions from static images, whereas DFER concentrates on recognizing expressions from dynamic image sequences (or videos).

With the advent of deep learning, FER has made considerable progress on real-world SFER datasets (e.g., RAF-DB [15], AffectNet [16], FERplus [17]), but the performance on in-the-wild DFER datasets (e.g., DFEW [4], FERV39K [18], MAFW [19]) is still far from satisfactory. This is primarily due to the difficulty in collecting DFER data, the limitations of dataset representativeness (e.g., poses, occlusions, and illuminations), the inherent ambiguity of facial expressions, and the insufficient mining of temporal information.

**How to reduce the negative impact of data deficiencies and ambiguous annotations remains a challenge for DFER.** Publicly available large-scale datasets for SFER are in-the-wild images, mainly crawled from the Internet, and DFER datasets are commonly constructed by collecting videos from movies or TV dramas. Regardless of differences in data sources and quality, there is a noticeable shortage of video

<sup>†</sup> Equal contribution. <sup>\*</sup> Corresponding author.

Yin Chen, Jia Li, Meng Wang and Richang Hong are with the School of Computer Science and Information Engineering, Hefei University of Technology, Hefei 230601, China (e-mail: chenyin@mail.hfut.edu.cn; jiali@hfut.edu.cn; eric.mengwang@gmail.com; hongrc.hfut@gmail.com).

Shiguang Shan is with the Key Laboratory of Intelligent Information Processing, Institute of Computing Technology, Chinese Academy of Sciences, Beijing 100190, China, and also with the University of Chinese Academy of Sciences, Beijing, 100049, China (e-mail: sgshan@ict.ac.cn).

data compared to image data, creating a substantial disparity in sample and subject quantity between SFER and DFER datasets. To illustrate, the currently largest DFER dataset, FERV39K [18], comprises just 38,935 samples, while the largest SFER dataset AffectNet [16] contains approximately 450,000 manually labeled samples. Consequently, data-driven methods face more pronounced limitations in the performance of DFER. Moreover, the increased complexity of facial expressions in video data and the subjective nature of annotators contribute to a higher level of annotation ambiguity in DFER datasets than SFER datasets, further aggravating the situation. In summary, the DFER task exhibits deficiencies in both quantity and annotation quality in contrast to SFER, which *poses a formidable challenge for enhancing DFER performance solely relying on limited DFER data*. Considering that collecting a sufficiently large DFER dataset is also challenging, requiring huge labor and financial resources, it’s too difficult for us to reconstruct an extensive DFER dataset. However, the existing SFER data are abundant and diverse enough, and share significant similar knowledge to the DFER data. So why not leverage SFER data as prior knowledge to improve the performance of DFER?

**Another challenge for DFER lies in how to effectively model the temporal dimension to capture the dynamic features of facial expressions in videos.** Compared to a static image, a video clip contains significant temporal information. Viewing emotional state as a dynamic process, an individual’s emotional state changes over time. Hence, accurately capturing the dynamic changes of emotions is crucial for achieving high performance in DFER modeling. Researchers have introduced various methods to address this, with promising results. These methods include the utilization of techniques such as 3D Convolutional Neural Networks [20], 2D Convolutional Neural Networks [4], [21] combined with Recurrent Neural Networks [22], and CNN combined with Transformer architectures [8], [11], [23], [24]. However, these methods often focus on mapping video clips to category labels, relying on relatively sparse supervised signals and lacking an explicit dynamic capture process specially designed for the FER domain. In other words, they did not explicitly model the dynamic changes of expressive faces throughout the video, thereby limiting their ability to fully capture the temporal dynamics of facial expressions.

To mitigate the above main challenges, novel methods that can harness prior knowledge, efficiently capture dynamic emotional changes in videos, and provide more reliable supervision signals should be explored to enhance DFER performance. CLIPER [12] and DFER-CLIP [13] have leveraged prior knowledge from the very powerful vision-language model CLIP [25] to enhance DFER, achieving promising results. However, these vision-language models still underperform the current state-of-the-art visual-only method MAE-DFER [14], despite leveraging vision and language knowledge from CLIP simultaneously. The I3D model [26] can transfer vision knowledge learned from static images to videos, improving performance in downstream tasks. Nevertheless, models like I3D require retraining their all parameters to capture more fine-grained spatiotemporal features, leading to high computational

costs. In contrast, the adapter-based learning approaches [27]–[30] can transfer an image model to videos efficiently by fine-tuning only a subset of parameters. However, due to the absence of prior facial knowledge, there exists a notable domain gap between the general features of these upstream models and the specific FER features, making direct application to FER unfeasible. To bridge this gap, researchers have integrated Action Units (AU) [31]–[33] and facial landmarks [34]–[37] as prior facial knowledge into FER. Facial landmark detection technology has attained a notable level of maturity, particularly in challenging real-world scenarios, making it more suitable for in-the-wild FER than AU. Moreover, we have observed and validated that static features learned on AffectNet dataset [16] exhibit strong robustness and are more appropriate for related downstream tasks [38], which significantly contributed to our victory in winning the championship of Emotional Reaction Intensity Estimation Challenge held by the CVPR2023-ABAW5 [39] competition. Additionally, existing facial landmark-based methods still lack simplicity. For example, Poster [37] employs multi-level landmark features, making the method progressively complex. This motivates us to seek a simple and effective structure.

Building upon the aforementioned insights, we propose a simple yet powerful model, named S2D, which is designed to expand the Static FER model to the Dynamic FER task without retraining all model parameters. Notably, S2D achieves a new state-of-the-art performance with only a fraction of tunable parameters (less than 10% of the whole model parameters), as shown in Fig. 1. Specifically, S2D is a standard Vision Transformer (ViT) that incorporates Multi-View Complementary Prompter (MCP) and Temporal-Modeling Adapter (TMA) modules. MCP is a simple module that combines static facial expression features and landmark-aware features, thereby enhancing the image-level representational ability for both SFER and DFER tasks. TMA consists of a temporal adapter with Temporal Multi-Headed Self-Attention (T-MSA) [28] and a Vanilla Adapter [40]. This configuration empowers TMA to efficiently capture the dynamic changes of facial expressions in the temporal dimension and transfer the learned representation knowledge from SFER to DFER. Furthermore, we propose an Emotion-Anchors (i.e., base reference expressions) based Self-Distillation Loss (SDL) to provide a reliable auxiliary supervision signal and help model learning. We performed experiments on widely used SFER datasets (RAF-DB [15], AffectNet [16], FERPlus [17]) and DFER datasets (DFEW [4], FERV39K [18], MAFW [19]). Experimental results demonstrate that our proposed method achieved superior or comparable recognition accuracy compared to the state-of-the-art methods, confirming the efficacy of our approach in learning and transferring facial expression representations. The code and model are publicly available here<sup>1</sup>.

Overall, the main contributions of this work can be summarized as follows:

- **Image-level representation enhancement.** We introduce facial landmark-aware features extracted by MobileFaceNet [41] as another view of the raw input, which

<sup>1</sup><https://github.com/fer-lmc/s2d>

are sensitive to key facial regions, to guide the model to focus more on the emotion-related facial areas. Then we utilize both the static features learned on AffectNet [16] and facial landmark-aware features as prior knowledge for SFER and DFER tasks. By fusing these two features with the Multi-View Complementary Prompter (MCP), the image-level representation is significantly enhanced. It is also helpful for the DFER model to effectively capture the dynamic changes of expressions, for the facial dynamic information (e.g., muscle movements) is implicitly encoded in the sequential landmark-aware features.

- **Expanding the static FER model to the dynamic FER model efficiently.** We propose a Temporal-Modeling Adapter (TMA) module to efficiently expand the static FER model to the dynamic FER model by separate temporal modeling. With this ability, our FER model achieves SOTA performance on various DFER benchmarks, while maintaining tremendously parameter-efficient (only tuning  $< 10\%$  parameters of the whole model). By offering a simple yet powerful baseline, our method provides a user-friendly solution for the research community, which is both easy to implement and follow.
- **Emotion-Anchors based Self-Distillation Loss.** Within this loss, we utilize a group of reference samples to generate more reliable soft labels with probability distributions on all emotion classes. Such auxiliary supervision provided by this loss prevents the ambiguous emotion labels from deteriorating the FER model, further improving our DFER model.

## II. RELATED WORK

This paper introduces a novel method to transfer the pre-trained image model for DFER efficiently. Therefore, we mainly review the prior works about DFER and efficient transfer learning techniques.

### A. Dynamic Facial Expression Recognition in the Wild

In the early stages, researchers conducted evaluations on datasets in laboratory settings, relying on manually designed features. As deep learning methods gained prominence and large-scale DFER datasets became available in recent years, researchers started employing data-driven techniques to tackle in-the-wild DFER challenges. At present, DFER research methods fall into three main categories. The first category involves using 3D CNN [20] to simultaneously model temporal and spatial information. However, this method is computationally expensive, and the models may not be easily scalable to deeper architectures. The second combines 2D CNN with RNN [4], [21], [22]. It first extracts features from each frame using 2D CNN and then models temporal information using RNN. The third emerging trend in research involves the utilization of Transformer methods. The research conducted by Former-DFER [8] utilizes convolution-based spatial Transformer and temporal Transformer to achieve spatiotemporal fusion. STT [23] employs ResNet18 to extract features and, in combination with Transformer, jointly learns spatiotemporal

features. IAL [11] introduces a global convolution-attention block and an intensity-aware loss to differentiate samples based on varying expression intensities. In contrast to the aforementioned approaches, our method leverages the prior knowledge of facial landmark detections [41] and SFER data.

### B. Parameter-Efficient Transfer Learning

Parameter-efficient transfer learning techniques [40], [42]–[45] are first introduced in natural language processing (NLP) due to the rising computation costs of fully fine-tuning the expanding language models for various downstream tasks. The goal of these techniques is to decrease the number of trainable parameters thus reducing the computational costs, while achieving a comparable or better performance compared to full fine-tuning. Recently, parameter-efficient transfer learning is also introduced in computer vision, and it can be divided into prompt [46]–[49] learning and adapting [27]–[30] learning techniques. The former usually focuses on transfer learning in the same domain (e.g., image-to-image or video-to-video), whereas the latter often targets adapting an image model for video-based tasks. The work most related to ours is AIM [28]. It utilizes lightweight adapters to modify the vision transformer blocks and adapt a frozen, pre-trained image model for performing video action recognition. However, there are several major differences. Firstly, AIM adapts to downstream tasks by modifying the original transformer layer directly, while our TMA is placed between the adjacent transformer blocks in the form of residual. Secondly, AIM uses an unlearnable self-attention for temporal modeling while our TMA employs a learnable one.

## III. METHODOLOGY

This section elaborates on our novel Static-to-Dynamic model (S2D). Rather than devising and fully fine-tuning an existing video model or even training a DFER model from scratch, S2D adapts a landmark-aware image model for facial expression recognition in videos (i.e., DFER) effectively and efficiently. To be specific, we first train a SFER model using static FER datasets, and then merely add and tune a small fraction of adaptation-learning parameters to achieve effective transfer learning for the DFER task. This unique approach yields promising performance on DFER benchmarks while simultaneously ensuring parameter efficiency.

An overall of our model is presented in Fig. 2, showing our model architecture, computation flow (detailed in section III-A), multi-view input and interaction (detailed in section III-B), and training loss (detailed in section III-D). Section III-C introduces how to expand the image model to an efficient video model in detail.

### A. Preliminary

1) *Problem Formulation:* Given a video clip or a facial image sequence  $\mathbf{X}_F$  with an emotion label  $\mathbf{Y}$ , the task of DFER is to learn a mapping function  $\mathcal{F}_\theta(\mathbf{X}_F) \rightarrow \mathbf{Y}$ , where  $\mathcal{F}_\theta$  denotes a model and  $\theta$  represents its learnable parameters.

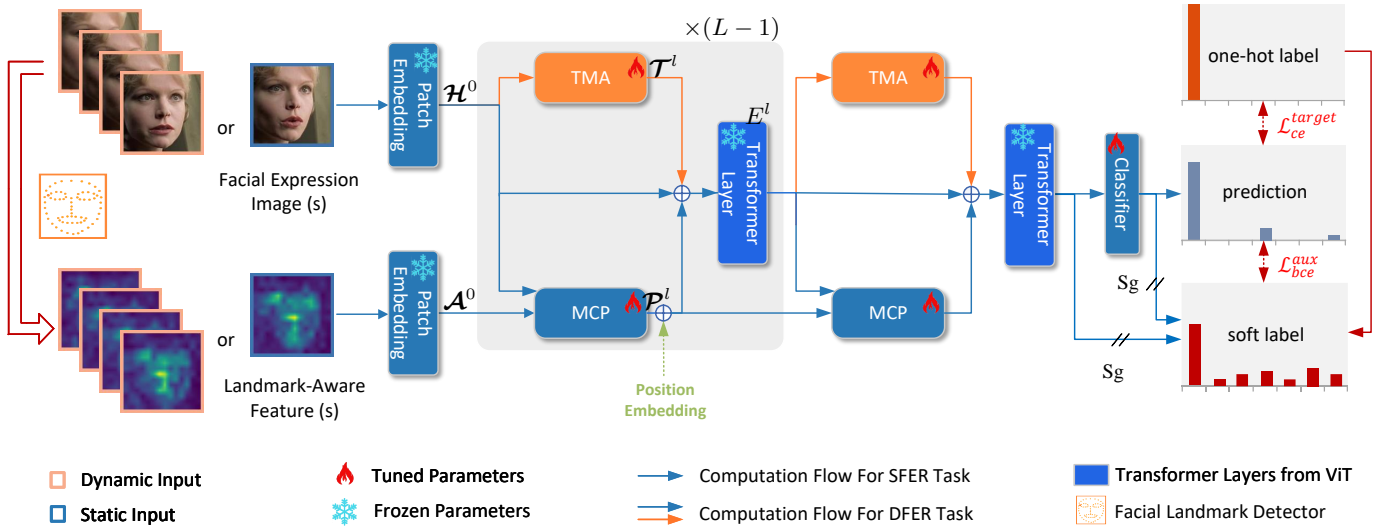


Fig. 2. **Overall architecture of the proposed method.** Our S2D accepts as input a facial expression image (or facial expression image sequence)  $\mathbf{X}_F$  and a landmark-aware feature (or landmark-aware feature sequence)  $\mathbf{X}_L$ . The facial expression image and landmark-aware feature are embedded with patch embedding layers and fed into the transformer layers  $\{E^l\}_{l=0}^{L-1}$  borrowed from ViT. Temporal-Modeling Adapter (TMA) is used to capture temporal information  $\mathcal{T}^l$  while Multi-View Complementary Prompter (MCP) uses landmark-aware features to generate guiding prompts  $\mathcal{P}^l$  to enhance the image-level representational ability for both SFER and DFER tasks. Note that the position embedding is added to  $\mathcal{P}^0$  after the first MCP block, and TMA is only used for the DFER task. Sg means stop gradient.

In this work, we employ the facial landmark-aware features  $\mathbf{X}_L$  extracted from  $\mathbf{X}_F$  using an off-the-shelf facial landmark detector as an auxiliary view. Thus, the input of  $\mathcal{F}_\theta$  is extended to  $(\mathbf{X}_F, \mathbf{X}_L)$ . Accordingly, the mapping goal has changed to  $\mathcal{F}_\theta(\mathbf{X}_F, \mathbf{X}_L) \rightarrow \mathbf{Y}$ .

2) *S2D Model*: As illustrated in Fig. 2, our devised S2D accepts as input the facial image sequence  $\mathbf{X}_F \in \mathbb{R}^{T \times C \times H \times W}$  and facial landmark-aware feature sequence  $\mathbf{X}_L \in \mathbb{R}^{T \times C' \times H' \times W'}$ . Here,  $T$ ,  $C$ ,  $H$ , and  $W$  represent the number of frames, channels, width, and height of the facial image sequence, respectively. Firstly, we feed the two flows,  $\mathbf{X}_F$  and  $\mathbf{X}_L$ , into individual patch embedding layers separately. Each input frame is divided into  $N$  patches, then mapped and flattened into a  $D$ -dimensional latent space. We refer to these embeddings as the facial expression tokens  $\mathcal{H}^0 \in \mathbb{R}^{T \times N \times D}$  and facial landmark tokens  $\mathcal{A}^0 \in \mathbb{R}^{T \times N \times D}$ . Then,  $\mathcal{H}^0$  and a [class] token  $x_{class}$  with position embeddings are fed into the transformer layers  $\{E^l\}_{l=0}^{L-1}$  of Vision Transformer (ViT) [50]. Note that  $\mathcal{H}^0$  and  $\mathcal{A}^0$  are firstly sent into the MCP module to generate guiding prompts, while  $\mathcal{H}^0$  is sent to the TMA to capture the temporal information. Finally, the learned guiding prompts  $\mathcal{P} \in \mathbb{R}^{T \times N \times D}$  and temporal information tokens  $\mathcal{T} \in \mathbb{R}^{T \times N \times D}$  are added to the original facial expression tokens in a form of residual:

$$\mathcal{H}^{l'} = \mathcal{H}^l + \mathcal{P}^{l+1} + \mathcal{T}^{l+1}, \quad l = 0, 1, \dots, L-1, \quad (1)$$

where  $\mathcal{H}^{l'}$  is the prompted tokens, and  $\mathcal{P}^{l+1}$ ,  $\mathcal{T}^{l+1}$  are guiding prompts and temporal information from the  $(l+1)$ -th MCP module and TMA module, respectively. Next,  $\mathcal{H}^{l'}$  is fed into the transformer layer  $E^l$  to extract a more powerful image-level representation:

$$\mathcal{H}^{l+1} = E^l(x_{class}, \mathcal{H}^{l'}). \quad (2)$$

## B. Image-Level Representation Enhancement

In this section, we will introduce how to enhance image-level representational ability through the selection of static facial expression features, the incorporation of facial landmark-aware features, and the generation of guiding prompts.

1) *Selection of Static Facial Expression Feature*: To harness the image-level representational capacity of the SFER model and gain more robust static facial expression features, we employ AffectNet [16] as our pre-training dataset. AffectNet is the existing largest SFER dataset, which contains more than 1M face images from the Internet and about 450,000 manually annotated images. We first train the model on the AffectNet dataset to get a robust expression appearance representation, then fine-tune it on other FER datasets.

2) *Facial Landmark-Aware Feature*: To bolster image-level representation for both SFER and DFER, we introduce facial landmark-aware features extracted from facial images as an auxiliary view to guide model learning. These facial landmark-aware features are the features in the penultimate stage of landmark detector MobileFaceNet [41]. And they exhibit sensitivity to key facial regions, such as the mouth, nose, and eyes, enabling the model to focus more on local details relevant to facial expressions. They are used to enhance the model's capacity to represent in-the-wild facial expressions. Furthermore, the process of dynamic facial changes (e.g., muscle movements) is implicitly encoded within the sequence of facial landmark-aware features, which is also used to enhance the model's ability to capture dynamic information of facial expressions in videos.

3) *Guiding Prompts Generation*: To fully exploit the potential of both facial expression and facial landmark-aware features, we utilize a Multi-View Complementary Prompter (MCP) module to generate guiding prompts, which is proposed in the field of multi-modal object tracking and originally

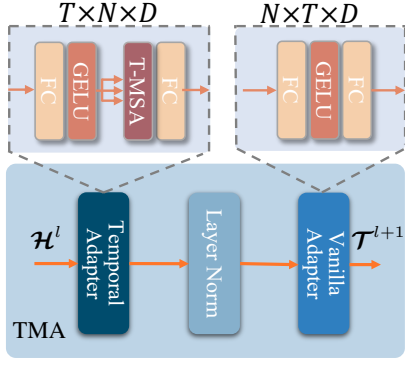


Fig. 3. **Temporal-Modeling Adapter (TMA) for temporal adaptation.** The input  $\mathcal{H}^l \in \mathbb{R}^{T \times N \times D}$  is fed into a Temporal Adapter to capture temporal information, then it is fed into a LayerNorm and a Vanilla Adapter to reduce the domain gap between SFER and DFER.  $\mathcal{T}^{l+1} \in \mathbb{R}^{T \times N \times D}$  is learned temporal information.

named Modality-Complementary Prompter in [47]. MCP takes in facial expression tokens represented as  $\mathcal{H}^l$  and facial landmark tokens represented as  $\mathcal{A}^l$ , producing guiding prompts  $\mathcal{P}^{l+1}$  for the next transformer layer. The process can be described as follows:

Firstly,  $\mathcal{H}^l$  and  $\mathcal{A}^l$  are reshaped and projected to a lower-dimensional latent space:

$$\mathcal{M}_{\mathcal{H}} = g_1(\mathcal{H}^l), \quad \mathcal{M}_{\mathcal{A}} = g_2(\mathcal{A}^l), \quad (3)$$

where  $g_1$  and  $g_2$  represent simple  $1 \times 1$  convolutional layers,  $\mathcal{M}_{\mathcal{H}} \in \mathbb{R}^{T \times D' \times \sqrt{N} \times \sqrt{N}}$  and  $\mathcal{M}_{\mathcal{A}} \in \mathbb{R}^{T \times D' \times \sqrt{N} \times \sqrt{N}}$  are projected embeddings. Here,  $D'$  is the output channel number of the convolutional layer. Subsequently, the spatial attention-like operation is performed on  $\mathcal{M}_{\mathcal{H}}$  to emphasize details related to facial expressions:

$$\mathcal{M}_{fovea} = \left\{ \frac{e^{\mathcal{M}_{\mathcal{H}}[:, :, i, j]}}{\sum e^{\mathcal{M}_{\mathcal{H}}[:, :, i, j]}} \lambda \right\}, \quad (4)$$

$$\mathcal{M}_{\mathcal{H}}^e = \mathcal{M}_{\mathcal{H}} \odot \mathcal{M}_{fovea}, \quad (5)$$

where  $i = 1, 2, \dots, \sqrt{N}$ ,  $j = 1, 2, \dots, \sqrt{N}$ , and  $\lambda$  is a learnable weighted parameter per block [47]. Finally, the learned guiding prompts are obtained as follows:

$$\mathcal{P}^{l+1} = g_3(\mathcal{M}_{\mathcal{H}}^e + \mathcal{M}_{\mathcal{A}}), \quad (6)$$

where  $g_3$  is a  $1 \times 1$  convolutional layer, and  $\mathcal{P}^{l+1} \in \mathbb{R}^{T \times N \times D}$ .

### C. Expanding the Image Model to Efficient Video Model

The model has developed a strong image-level representational ability through training on the SFER dataset, but it can only model spatial dimension frame by frame. To expand its ability for efficiently capturing the dynamic changes of facial expressions in videos, we propose a Temporal-Modeling Adapter (TMA) module. TMA is placed between transformer layers and comprises three components: (1) a Temporal Adapter (T-Adapter), (2) a LayerNorm layer, and (3) a Vanilla Adapter [40], as illustrated in Fig. 3.

The T-Adapter focuses on temporal modeling through the incorporation of Temporal Multi-Head Self-Attention (T-MSA) [28]. Initially, the video embeddings  $\mathcal{H}^l \in \mathbb{R}^{T \times N \times D}$

is reshaped to  $\mathcal{H}_T^l \in \mathbb{R}^{N \times T \times D}$ , then it is downsampled to  $\mathcal{H}_T^{l'} \in \mathbb{R}^{N \times T \times \gamma D}$  by a simple Linear layer and passed through a GELU activation layer, where  $\gamma$  is downsampling rate.

$$\mathcal{H}_T^{l'} = GELU(\mathcal{H}_T^l \mathbf{W}_d^1 + \mathbf{b}_d^1), \quad (7)$$

where  $\mathbf{W}_d^1 \in \mathbb{R}^{D \times \gamma D}$ ,  $\mathbf{b}_d^1 \in \mathbb{R}^{1 \times \gamma D}$  are learnable parameters of the downsampling Linear layer. Next,  $\mathcal{H}_T^{l'}$  is fed into the T-MSA to capture the relationships between frames as follows:

$$\mathcal{H}_T^{l''} = T-MSA(\mathcal{H}_T^{l'}), \quad (8)$$

whose processes are described by equations 9, 10, and 11.

$$SA(\mathbf{Q}, \mathbf{K}, \mathbf{V}) = \text{softmax} \left( \frac{\mathbf{Q}\mathbf{K}^\top}{\sqrt{D_K}} \right) \mathbf{V}, \quad (9)$$

$$\text{head}_i = SA(\mathbf{Q}\mathbf{W}_i^Q, \mathbf{K}\mathbf{W}_i^K, \mathbf{V}\mathbf{W}_i^V), \quad (10)$$

$$\mathcal{H}_T^{l''} = \text{Cat}(\text{head}_1, \dots, \text{head}_h) \mathbf{W}^o, \quad (11)$$

where  $\mathbf{Q}, \mathbf{K}, \mathbf{V}$  are the duplicates of  $\mathcal{H}_T^{l'}$  and the projections are parameter matrices:  $\{\mathbf{W}_i^Q, \mathbf{W}_i^K, \mathbf{W}_i^V\} \in \mathbb{R}^{D \times D_K}$ , and  $\mathbf{W}^o \in \mathbb{R}^{h D_V \times D}$ ,  $D_K = D_V = D/h$ ,  $SA$  represents the Self-Attention mechanism,  $\text{head}_i$  corresponds to the  $i$ -th attention head, and  $\text{Cat}$  denotes the concatenation operation. Finally, the  $\mathcal{H}_T^{l''}$  is upsampled to the original dimension as below:

$$\mathcal{H}_T^{l'''} = \mathcal{H}_T^{l''} \mathbf{W}_u^1 + \mathbf{b}_u^1, \quad (12)$$

where  $\mathbf{W}_u^1 \in \mathbb{R}^{\gamma D \times D}$ ,  $\mathbf{b}_u^1 \in \mathbb{R}^{1 \times D}$  are learnable parameters of upsampling linear layer in T-Adapter.

After that,  $\mathcal{H}_T^{l'''}$  is reshaped back to  $\mathcal{H}^{l''}$  with the shape of  $T \times N \times D$  and fed into LayerNorm Layer. To enhance the TMA's capacity to capture temporal information and reduce the domain gap between SFER and DFER, we equip it with a Vanilla Adapter [40]. The Vanilla Adapter has two simple Linear layers with a GELU activation function. The process can be described by the following equations:

$$\mathcal{H}^{l''} = \text{LayerNorm}(\mathcal{H}^{l''}), \quad (13)$$

$$\mathcal{T}' = GELU(\mathcal{H}^{l''} \mathbf{W}_d^2 + \mathbf{b}_d^2), \quad (14)$$

$$\mathcal{T}^{l+1} = \mathcal{T}' \mathbf{W}_u^2 + \mathbf{b}_u^2, \quad (15)$$

where  $\mathbf{W}_d^2 \in \mathbb{R}^{D \times \gamma D}$ ,  $\mathbf{W}_u^2 \in \mathbb{R}^{\gamma D \times D}$ ,  $\mathbf{b}_d^2 \in \mathbb{R}^{1 \times \gamma D}$ ,  $\mathbf{b}_u^2 \in \mathbb{R}^{1 \times D}$  are learnable parameters and  $\mathcal{T}^{l+1} \in \mathbb{R}^{T \times N \times D}$  is the temporal information tokens learned from  $(l+1)$ -th TMA.

With the integration of TMA modules, the image model can be efficiently extended to a video model, with only 9M learnable parameters. As shown in Fig. 2, only the TMA, MCP, and Classifier are tunable, while all other parameters are frozen during training.

### D. Emotion-Anchors based Self-Distillation Loss

Due to the inherent complexity of facial expressions in videos and the subjectivity of annotators, manual annotations inevitably contain ambiguities. To mitigate the interference caused by the ambiguous annotations, we propose an Emotion-Anchors based Self-Distillation Loss as shown in Fig 4. These reference samples for each emotion category in emotion

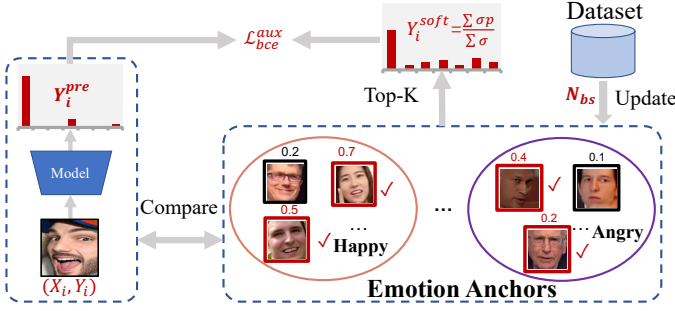


Fig. 4. **Emotion-Anchors based Self-Distillation Loss.**  $p$  is output probabilities of S2D about emotion anchors.  $\sigma$  is the similarity score between input and emotion anchors.  $(X_i, Y_i)$  is a sample from current batch and  $Y_i^{pre}$  is the corresponding predicted probability.  $Y_i^{soft}$  is produced soft label for  $X_i$ .

anchors provide an auxiliary supervision signal to prevent ambiguous expression labels from deteriorating the performance of the FER model. We assume that the majority of the manual annotations are reliable and FER model can learn to recognize the correct samples gradually. Thus, we can select a bag of reference samples for each expression category to serve as emotion anchors. These anchors can be used to estimate a probability distribution of emotion and guide the model learning. Specifically, during the training process, we maintain two queues for each emotion, denoted as  $Q_c = \{v_1^c, v_2^c, \dots, v_S^c\}$  and  $P_c = \{p_1^c, p_2^c, \dots, p_S^c\}$ , where  $c \in \{1, 2, \dots, C\}$ ,  $C$  is the number of emotion category, and both  $P$  and  $Q$  have  $S$  reference samples randomly selected from the training set. Queue  $Q$  stores the model's output feature vectors  $v$  from the last transformer layer, while queue  $P$  stores the output probabilities  $p$  (normalized by softmax), where  $\|p\| = 1$ .

During training, for each sample  $(X_i, Y_i)$  in the current mini-batch  $\{(X_i, Y_i)\}_{i=1}^{N_{bs}}$ , the corresponding output features and probabilities are denoted as  $v_i$  and  $p_i$ , respectively. As shown in Fig. 4, we first calculate the cosine similarity between  $v_i$  and each vector  $v_j^c$  in  $Q$ , yielding similarity scores between  $v_i$  and the samples in  $C$  groups of emotion anchors,  $\alpha = \{\alpha^1, \alpha^2, \dots, \alpha^C\}$ , where  $\alpha^c = \{\beta_{i,1}^c, \beta_{i,2}^c, \dots, \beta_{i,S}^c\}$ . The similarity score  $\beta_{i,j}^c$  between  $v_i$  and  $v_j^c$  is computed using the formula:

$$\beta_{i,j}^c = \frac{v_i^\top \cdot v_j^c}{\|v_i\| \|v_j^c\|}. \quad (16)$$

Next, we select the top  $K$  samples in each emotion-anchor, resulting in the final scores  $\sigma = \{\sigma_1^1, \sigma_2^1, \dots, \sigma_K^1, \dots, \sigma_1^C, \dots, \sigma_K^C\}$ , in which:

$$\{\sigma_k^c\}_{k=1}^K = TopK(\alpha^c, K). \quad (17)$$

Afterwards, we obtain the soft label  $Y_i^{soft}$  for the current input sample  $X_i$ :

$$Y_i^{soft} = \frac{1}{\sum_{c=1}^C \sum_{k=1}^K \sigma_k^c} \sum_{c=1}^C \sum_{k=1}^K \sigma_k^c p_k^c. \quad (18)$$

Finally, we supervise the model using the labeled  $Y_i$  and the pseudo label  $Y_i^{soft}$ , described as follows:

$$\mathcal{L}_{ce}^{target} = \frac{1}{N} \sum_{i=1}^N CE(p_i, Y_i), \quad (19)$$

$$\mathcal{L}_{bce}^{aux} = \frac{1}{N} \sum_{i=1}^N BCE(p_i, Y_i^{soft}), \quad (20)$$

where CE and BCE represent the cross-entropy loss and binary cross-entropy loss, respectively. The total supervision loss is a combination of these two terms weighted by a hyperparameter  $\eta$ :

$$\mathcal{L} = \mathcal{L}_{ce}^{target} + \eta \mathcal{L}_{bce}^{aux}. \quad (21)$$

## IV. EXPERIMENTS

### A. Datasets

Our proposed model is evaluated on a diverse range of datasets: SFER datasets include RAF-DB [15], AffectNet-7/8 [16], and FERPlus [17], and DFER datasets encompass DFEW [4], FERV39K [18], and MAFW [19]. RAF-DB contains 29,672 real-world facial images annotated with basic expressions by 40 trained annotators, using 12,271 for training and 3,068 for testing. AffectNet-7/8 comprises over 1 million images, manually annotating around 450,000. AffectNet-7 has 7 basic expressions with 283,901 training and 3,500 testing images, and AffectNet-8 adds the *contempt* category with 287,568 training and 4,000 testing images. FERPlus extends FER2013 with 28,709 training, 3,589 validation, and 3,589 testing images. DFEW involves 16,000 video clips categorized into 7 expressions, using 12,059 clips for experimentation through 5-fold cross-validation. FERV39K has 38,935 video sequences from 4 scenarios, 31,088 clips for training, and 7,847 clips for testing. MAFW contains 10,045 video clips annotated with 11 emotions, focusing on the video modality with 9,172 clips for experiments, following a 5-fold cross-validation protocol.

### B. Evaluation Metrics

We evaluate the performance on SFER datasets with Accuracy, which has been widely used for SFER tasks. As for DFER datasets, we follow the approach of previous studies [8], [11], [14], [51] and report both unweighted average recall (UAR), which represents the averaged accuracy across classes, and weighted average recall (WAR), which indicates the overall accuracy (the same as the metric of SFER).

### C. Implementation Details

In all experiments, we extract facial landmark-aware features with MobileFaceNet [41], a widely used facial landmark detection tool, by default. ViT-B/16 [50] is used as the backbone of S2D. We follow the same training strategy as Li et al. [52] to train our SFER model. For the DFER model, we initialized it with the weights pre-trained on the AffectNet-7 dataset and fine-tuned it on the DFER dataset.

TABLE I

COMPARISON OF CROSS-DATASET EVALUATION. AFFECTNET-SMALL IS SAMPLED FROM AFFECTNET-7 AND HAS THE SAME DATA SIZE AS RAF-DB. THE RESULTS ARE PRODUCED BY SFER MODELS (THE S2D WITHOUT TMA AND SDL). THE REPRESENTATION CAPABILITY OF THE MODEL TRAINED ON AFFECTNET-7 IS MORE ROBUST.

Training images	Pre-training data	Testing dataset		
		RAF-DB	AffectNet-7	FERPlus
12,271	RAF-DB	92.21	47.57	77.35
283,901	AffectNet-7	76.16	66.42	64.32
12,271	AffectNet-Small	69.13	61.40	62.08

Following [8], [11], [19], [23], we sample 16 frames from each video clip and resize them to  $224 \times 224$ . Incidentally, we initially perform crop and alignment on the MAFW dataset using the RetinaFace [53] model from the deepface toolkit<sup>2</sup> [54]. Regarding training strategy, we mainly follow MAE-DFER [14]. Specifically, we employ an AdamW optimizer with  $\beta_1 = 0.9$  and  $\beta_2 = 0.95$ , an overall batch size of 64, a base learning rate  $lr_{base}$  of  $1e - 5$ , and a weight decay of 0.05. We linearly scale the base learning rate according to the overall batch size  $N_{bs}$ , using the formula:  $lr = lr_{base} \times \frac{N_{bs}}{8}$ . Furthermore, we use cosine annealing to decay the learning rate with the model undergoing training for a total of 100 epochs. The downsampling rate  $\gamma$  in Eq. 7 is set to 0.25 and the hyperparameter  $\eta$  in Eq. 21 is gradually increased from 0 to 1. For all DFER datasets, the queue size  $S$  for each emotion category is set to 16, and the  $K$  is set to 2. During training, only the parameters of MCPs, TMAs, and the Classifier are tunable, while all other parameters are frozen. All experiments are conducted on 8 Nvidia 3090Ti GPUs using the PyTorch framework.

#### D. Ablation Studies

In this section, we conduct ablation experiments on AffectNet-7/8 [16], RAF-DB [15], FERPlus [17], DFEW [4] and FERV39K [18] datasets to demonstrate the effectiveness of several key components in S2D. For simplicity, we only report the results of fold 1 (fd1) for DFEW, following the practice of prior work [14].

##### 1) Image-Level Representation Enhancement:

**Selection of static facial expression features.** Cross-dataset evaluations were initially conducted on the RAF-DB and AffectNet-7 datasets to assess their respective robustness. Table I displays the cross-dataset evaluation results, which revealed a significant performance decline of the SFER model pre-trained on RAF-DB when tested on the AffectNet-7 dataset, culminating in a 44.64% drop in accuracy. Conversely, the model pre-trained on AffectNet-7, when evaluated on the RAF-DB dataset, demonstrated an accuracy improvement of 9.74%. It is well known that the AffectNet dataset has a higher noise level than the RAF-DB dataset. To explore whether this difference arises from data size or sample diversity, a further experiment about AffectNet was undertaken using an equivalent amount of data as RAF-DB. The subset sampled from

<sup>2</sup>deepface toolkit: <https://github.com/serengil/deepface>

TABLE II

COMPARISON OF DIFFERENT PRE-TRAINING SFER DATA. ALL RESULTS ARE PRODUCED BY S2D WITH SDL LOSS. THE STATIC FACIAL EXPRESSION FEATURES FROM AFFECTNET-7 ARE MORE SUITABLE FOR THE DFER TASK.

Pre-training data	DFEW		FERV39k	
	UAR	WAR	UAR	WAR
RAF-DB	61.06	75.22	38.97	51.50
FERPlus	61.62	76.08	39.15	51.56
AffectNet-7	61.56	76.16	41.28	52.56

TABLE III

ABLATION ON DIFFERENT FACIAL LANDMARK DETECTION MODELS WITH VARYING LEVELS OF LOCALIZATION PRECISION. ION (INTER-OCULAR NORMALIZATION) IS AN EVALUATION METRIC FOR LANDMARK DETECTION. MOBILEFACE NET IS MORE PRECISE THAN PFLD AND MOBILENET IN LANDMARK DETECTION. THE RESULTS ARE PRODUCED BY S2D WITH SDL. HIGHER LOCALIZATION PRECISION IS MORE BENEFICIAL TO THE IN-THE-WILD DFER TASK.

Model	ION ↓	Params (M)	DFEW		FERV39k	
			UAR	WAR	UAR	WAR
PFLD [55]	3.97	0.73	61.29	76.33	39.33	51.55
MobileNet [56]	3.96	3.74	62.05	76.25	39.38	51.37
MobileFaceNet [41]	3.76	1.01	61.56	76.16	41.28	52.56

AffectNet-7 is named AffectNet-Small. Despite AffectNet-Small having a much smaller data size than AffectNet-7, it only experienced a 5.02% accuracy drop on AffectNet-7 and still performs well on RAF-DB. For objectivity and fairness, a third-party evaluation was also introduced using the FERPlus testing set, consisting of 3,589 gray-scale images, each sized to  $48 \times 48$  pixels. As shown in Table I, testing on FERPlus reveals a pronounced 14.86% accuracy drop for the SFER model pre-trained on RAF-DB, but only a slight drop of 2.1% accuracy for the model pre-trained on AffectNet-7. To some extent, *these results indicate a more robust and generalizable representation of the model trained on AffectNet-7*<sup>3</sup>.

Subsequent experiments were also conducted on DFER datasets by initializing the DFER model using various SFER models. This was done to evaluate the generalization ability of the static appearance features obtained through pre-training on various SFER datasets. As shown in Table II, the DFER model pre-trained on the AffectNet-7 dataset exhibits superior performance on both DFEW and FERV39K datasets (61.56% UAR/76.16% WAR, and 41.28% UAR/52.56% WAR). *This further indicates that AffectNet also shows better generalization performance on the DFER datasets, consistent with the previously mentioned superior robustness of static facial expression features from AffectNet*. As a result, we employ the static FER features of AffectNet-7 for the DFER task.

**Ablation study on the landmark-aware features.** We compare the performance of three lightweight facial landmark detection models from PyTorch Face Landmark toolkit<sup>4</sup> on ex-

<sup>3</sup>The reason why we use AffectNet-7 instead of AffectNet-8 is that the downstream DFER datasets (DFEW and FERV39K) also label the 7 basic expression categories.

<sup>4</sup>PyTorch Face Landmark: [https://github.com/cunjian/pytorch\\_face\\_landmark](https://github.com/cunjian/pytorch_face_landmark)

TABLE IV

ABLATION STUDY ON THE MULTI-VIEW COMPLEMENTARY PROMPTER. THE RESULTS ON SFER DATASETS ARE PRODUCED BY OUR SFER MODELS (THE S2D WITHOUT TMA AND SDL), WHILE THE RESULTS ON DFER DATASETS ARE PRODUCED BY OUR S2D WITH SDL. NONE: WITHOUT FACIAL LANDMARK-AWARE FEATURES. MCP: FUSE STATIC FEATURES AND LANDMARK-AWARE FEATURES WITH THE MULTI-VIEW COMPLEMENTARY PROMPTER. CAP: FUSE STATIC FEATURES AND FACIAL LANDMARK-AWARE FEATURES WITH THE COMMONLY USED CONCATENATION+PROJECTION MODULE.

	Fusion Method	DFEW		FERV39K	
		UAR	WAR	UAR	WAR
SFER	None	91.07	66.09	90.18	
	MCP	92.21	66.42	91.01	
	CAP	88.88	64.22	86.15	
DFER	None	61.06	75.48	38.74	51.44
	MCP	61.56	76.16	41.28	52.56
	CAP	59.94	73.56	38.31	50.76

tracting landmark-aware features for in-the-wild DFER tasks. These models are PFLD [55], MobileNet [56], and MobileFaceNet [41], which have different localization precision and complexity levels. Table III shows that the features extracted by these models perform well on both DFER and FERV39K datasets. However, we focus more on the FERV39K dataset, which is larger and more representative. Among the three models, MobileFaceNet has the lowest inter-ocular normalization error (ION) and achieves the highest performance on FERV39K. *This indicates that higher localization precision of the facial landmark detection model is beneficial for in-the-wild DFER tasks, as it can capture the subtle movement changes in facial expressions more accurately.* To strike a trade-off between precision and parameter efficiency, we choose MobileFaceNet as the facial landmark model for extracting landmark-aware features in the following experiments.

2) *Ablation study on the Multi-View Complementary Prompter:* As presented in Table IV, we evaluated the impact of different fusion methods on SFER and DFER testing sets. Compared to the baseline (line 1), incorporating facial landmark-aware features via MCP yielded notable improvements (+1.14% on RAF-DB, +0.33% on AffectNet-7, +0.83% on FERPlus, +0.68% WAR on DFEW and +1.12% WAR on FERV39K) in performance across both SFER and DFER datasets. This emphasizes the significance of facial landmark-aware features in both SFER and DFER tasks. Furthermore, replacing MCP with the common fusion module of concatenation and projection (CAP, line 3) resulted in marked performance declines across all datasets. This suggests that MCP is more effective for integrating static features and landmark-aware features, whereas CAP may potentially destroy the structure of the original static features and degrade model performance.

3) *Ablation study on the Temporal-Modeling Adapter:* We evaluate the model’s performance with various adapters and report the results in Table V. The results reveal that the Vanilla Adapter [40] brings 4.67% UAR with 3.80% WAR and 5.44% UAR with 4.88% WAR improvements on DFEW and FERV39K testing sets, respectively. Although this signifies a positive impact on the model’s performance, it remains

TABLE V

ABLATION STUDY ON THE DIFFERENT ADAPTERS. THE PROPOSED TEMPORAL-MODELING ADAPTER (TMA) ACHIEVES THE BEST RESULTS.

Adapter	DFEW		FERV39k	
	UAR	WAR	UAR	WAR
None	54.00	68.60	33.17	46.03
Vanilla Adapter [40]	58.67	72.40	38.61	50.91
Temporal Adapter	61.32	75.99	39.00	51.15
Temporal-Modeling Adapter	61.56	76.16	41.28	52.56

TABLE VI

THE EFFECTIVENESS OF SDL. WE COMPARE SDL WITH THE ORIGINAL ONE-HOT SUPERVISED SIGNAL AND THE COMMONLY USED LABEL SMOOTHING METHOD.

Method	DFEW		FERV39k	
	UAR	WAR	UAR	WAR
One-Hot	61.50	76.12	41.48	52.13
Label Smoothing	61.55	75.99	40.68	51.93
One-Hot+SDL (ours)	61.56	76.16	41.28	52.56

somewhat limited due to its lack of temporal information modeling. In contrast, the Temporal Adapter exhibits significant improvements over the Vanilla Adapter, surpassing it by 2.65% UAR with 3.59% WAR on DFEW, and 0.39% UAR with 0.24% WAR on the FERV39K dataset. *This enhancement can be attributed to the robust temporal modeling capabilities brought by T-MSA in the Temporal Adapter.* Consequently, we combine the Vanilla Adapter with the Temporal Adapter, and introduce the Temporal-Modeling Adapter (TMA), leading to further performance improvements, particularly on FERV39K (+2.28% UAR and +1.41% WAR).

4) *The Effectiveness of SDL:* To validate the effectiveness of the auxiliary supervised signal provided by our proposed SDL in reducing the interference caused by ambiguous annotations, we compare it with the original One-Hot supervision signal and the commonly used Label Smoothing method. As Table VI shows, Label Smoothing slightly decreases the performance of WAR (−0.13% WAR on DFEW and −0.20% WAR on FERV39K). In contrast, our SDL considerably improves the WAR on DFEW and FERV39K by 0.04% and 0.43%, respectively. We further visualize the output probability distribution of the model with SDL in Fig. 8, which demonstrates that SDL significantly enhances the model’s discriminability for ambiguous samples. The observed decline in UAR on FERV39K is attributable to data imbalance. Based on experimental experience, the model exhibits a stronger emphasis on learning expressions from specific classes with larger data volumes. While WAR is sensitive to the accuracy of these categories, UAR is primarily influenced by the minor categories. Therefore, an increase in WAR often comes at the expense of a decrease in UAR.

5) *Contribution of Proposed Components:* In Table VII, we conducted ablation experiments on the DFEW and FERV39K testing sets to quantify the contributions of the proposed components. Compared to the baseline (line 1), incorporating the MCP (line 2) improved the performance by 3.22% UAR and 2.95% WAR on DFEW, and 1.21% UAR and 1.22% WAR



TABLE VII

THE CONTRIBUTION OF OUR PROPOSED COMPONENTS. MCP: MULTI-VIEW COMPLEMENTARY PROMPTER; TMA: TEMPORAL-MODELING ADAPTER; SDL: EMOTION-ANCHORS BASED SELF-DISTILLATION LOSS.

MCP	TMA	SDL	DFEW		FERV39k	
			UAR	WAR	UAR	WAR
			51.05	65.78	32.12	44.81
✓			54.27	68.73	33.33	46.03
✓	✓		61.50	76.12	41.48	52.13
✓	✓	✓	61.56	76.16	41.28	52.56

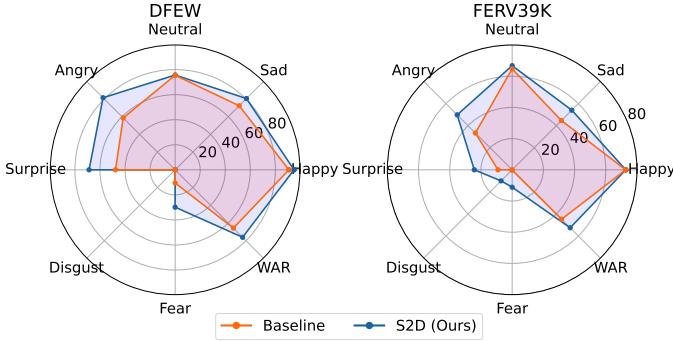


Fig. 5. The comparison of our proposed model with baseline at class level. We visualize the overall accuracy (WAR) and class accuracy of each emotion on DFEW and FERV39K datasets.

on FERV39K. This indicates the efficacy of facial landmark-aware features in enhancing the model’s image-level representation capabilities. Moreover, integrating the Temporal-Modeling Adapter (TMA) module (line 3) further enhanced performance (+7.23% UAR and +7.39% WAR on DFEW, +9.36% UAR and +6.10% WAR on FERV39K), attributed to its powerful ability to capture the temporal information of facial expressions. The SDL (line 4) still improved the performance by 0.04% WAR on DFEW and 0.43% WAR on FERV39K, even after S2D achieved significant improvement over the baseline. This highlights the significance of SDL, particularly in mitigating the interference caused by ambiguous annotations. Overall, the results in Table VII demonstrate the effectiveness of each component and their collective contribution to S2D. Additionally, the overall accuracy (WAR) and detailed breakdown of class accuracy on each emotion category on DFEW and FERV39K datasets are visualized in Fig. 5, further demonstrating the method’s efficacy at the class level.

### E. Comparison with State-of-the-Art Methods

We compared our method with existing state-of-the-art methods on two sets of datasets: SFER datasets (RAF-DB [15], AffectNet [16], and FERPlus [17]) and DFER datasets (DFEW [4], FERV39K [18], and MAFW [19]).

1) *Results on SFER Datasets:* Table VIII provides a comparison with several SOTA methods on popular SFER datasets. Our method achieved the best results on RAF-DB, AffectNet-7, and FERPlus. Particularly noteworthy is our achievement of 92.57% accuracy on RAF-DB, surpassing existing methods

TABLE VIII

COMPARE WITH STATE-OF-THE-ART SFER METHODS ON RAF-DB, AFFECTNET-7, AFFECTNET-8 AND FERPLUS TESTING SETS. WE HIGHLIGHT THE BEST RESULT IN BOLD AND UNDERLINE THE SECOND-BEST RESULT. ‡ MEANS S2D PRE-TRAINED ON THE AFFECTNET-8 DATASET. THE RESULTS ARE PRODUCED BY THE SFER MODEL (THE S2D MODEL WITHOUT TMA AND SDL). OUR METHOD ACHIEVED COMPARABLE OR EVEN BETTER PERFORMANCE THAN PREVIOUS STATE-OF-THE-ART SFER METHODS.

Method	RAF-DB	AffectNet-7	AffectNet-8	FERPlus
SCN [57]	88.14	-	60.23	89.35
EAC [58]	88.99	65.32	-	89.64
DMUE [59]	88.42	-	63.11	89.51
LDLVA [60]	90.51	66.23	-	-
MVT [61]	88.62	64.57	61.40	89.22
VTFE [62]	88.14	-	61.58	88.81
TransFER [63]	90.91	66.23	-	90.83
CLIPER [12]	91.61	66.29	61.98	-
APViT [64]	91.98	66.91	-	90.86
TAN [65]	90.87	66.45	-	91.00
PF-ViT [52]	92.07	<u>67.23</u>	<b>64.10</b>	<u>91.16</u>
<b>S2D w/o TMA (ours)</b>	<u>92.21</u>	66.42	63.76	91.01
<b>S2D w/o TMA (ours) ‡</b>	<b>92.57</b>	<b>67.62</b>	63.06	<b>91.17</b>

by 0.50%. Despite the limited quantity of data in FERPlus and the small gray image size of 48x48 (meaning an obvious domain gap), our method still achieved the highest accuracy.

2) *Results on DFER Datasets:* Firstly, we compare S2D with previous state-of-the-art supervised learning models on DFEW, FERV39K, and MAFW. Table IX shows that S2D significantly outperformed the previous best methods (i.e., IAL [11], M3DFEL [51]) and achieved a notable improvement of 6.47% UAR with 6.73% WAR and 5.05% UAR with 4.16% WAR on DFEW and FERV39K datasets, respectively. Regarding MAFW, S2D achieves a new state-of-the-art performance, surpassing the previous best methods [19] by a significant margin of 6.59% in UAR and 9.19% in WAR. These significant improvements indicate that our method can learn powerful representations for DFER by pre-training on a large-scale SFER dataset.

Secondly, we compare S2D with the self-supervised method MAE-DFER [14], which was pre-trained on a large-scale video dataset (over 1 million video clips) with a self-supervised approach [67]. To ensure fairness, we adopted the same testing strategy as MAE-DFER. Experimental results demonstrate that our method outperformed MAE-DFER by 1.60%, 0.49%, and 3.06% in WAR on DFEW, FERV39K, and MAFW respectively, with fewer tunable parameters and training costs (refer to Fig. 1). Furthermore, our method, trained with an oversampling strategy, also outperformed MAE-DFER in UAR, achieving improvements of 2.04% on DFEW, 0.85% on FERV39K, and 1.54% on MAFW.

We also compare S2D with two vision-language models CLIPER [12] and DFER-CLIP [13], which rely on both prior language knowledge and general vision knowledge from CLIP [25]. The results in Table IX indicate that our method demonstrated significant improvements over these vision-language models (+5.84% UAR and +4.78% WAR on DFEW, +2.70% UAR and +0.91% WAR on FERV39K, +4.51% UAR and +4.82% WAR on MAFW).

TABLE IX

COMPARISON WITH STATE-OF-THE-ART METHODS ON DFEW, FERV39K AND MAFW. \*: SAMPLING TWO CLIPS UNIFORMLY ALONG THE TEMPORAL AXIS FOR EACH VIDEO SAMPLE AND THEN CALCULATING THE AVERAGE SCORE AS THE FINAL PREDICTION DURING TESTING TIME. †: TRAINING WITH OVERSAMPLING STRATEGY. UAR: UNWEIGHTED AVERAGE RECALL; WAR: WEIGHTED AVERAGE RECALL.

Method	Tunable Params (M)	DFEW		FERV39k		MAFW	
		UAR	WAR	UAR	WAR	UAR	WAR
<i>Supervised learning models</i>							
C3D [5]	78	42.74	53.54	22.68	31.69	31.17	42.25
R(2+1)D-18 [6]	33	42.79	53.22	31.55	41.28	-	-
3D ResNet-18 [7]	33	46.52	58.27	26.67	37.57	-	-
ResNet-18+LSTM [8]	-	51.32	63.85	30.92	42.59	28.08	39.38
Former-DFER [8] [MM'21]	18	53.69	65.70	37.20	46.85	-	-
CEFLNet [9] [IS'2022]	13	51.14	65.35	-	-	-	-
T-ESFL [19] [MM'22]	-	-	-	-	-	33.28	48.18
EST [10] [PR'23]	43	53.43	65.85	-	-	-	-
STT [23] [arXiv'22]	-	54.58	66.65	37.76	48.11	-	-
NR-DFERNet [66] [arXiv'22]	-	54.21	68.19	33.99	45.97	-	-
IAL [11] [AAAI'23]	19	55.71	69.24	35.82	48.54	-	-
M3DFEL [51] [CVPR'23]	-	56.10	69.25	35.94	47.67	-	-
<b>S2D (ours)</b>	9	62.57	<u>75.98</u>	40.89	51.83	39.87	<u>56.20</u>
<b>S2D (ours) *</b>	9	61.82	<b>76.03</b>	41.28	<b>52.56</b>	<u>41.86</u>	<b>57.37</b>
<b>S2D (ours) *†</b>	9	<b>65.45</b>	74.81	<b>43.97</b>	46.21	<b>43.40</b>	55.22
<i>Self-supervised learning models</i>							
MAE-DFER [14] * [MM'23]	85	<u>63.41</u>	74.43	<u>43.12</u>	<u>52.07</u>	41.62	54.31
<i>Vision-language models</i>							
CLIPER [12] [arXiv'23]	88	57.56	70.84	41.23	51.34	-	-
DFER-CLIP [13] [BMVC'23]	90	59.61	71.25	41.27	51.65	38.89	52.55

Additionally, we present the detailed performance of each emotion on DFEW in Table X. The results show that S2D outperforms the previous best methods across most facial expressions, regardless of whether they are supervised (e.g., IAL [11], M3DFEL [51]) or self-supervised methods (e.g., MAE-DFER [14]). These improvements are particularly evident in *happy*, *sad*, *neutral*, *angry*, and *surprise*. For instance, S2D surpasses M3DFEL by 14.87%, 7.43%, 9.95% on *sad*, *neutral*, and *angry*, respectively. In contrast to MAE-DFER, which achieved an unbiased representation through massive-scale self-supervised learning and performed well on *disgust*, supervised models exhibit bias in modeling *disgust* due to the lack of related training samples (occupying only 1.2% of the entire dataset). To mitigate this, we trained the S2D model with an oversampling strategy additionally, which greatly improves the performance on the minor classes, *disgust* and *fear* (25.52%–1.38%=24.14%, 50.22%–34.71%=15.51%), while keeping the highest UAR and WAR metrics.

*In summary, the promising results on three in-the-wild datasets demonstrate the strong generalization ability of S2D. We emphasize that our proposed method does not require retraining all model parameters on the DFER dataset. Instead, we only fine-tune a small number of parameters (less than 10% of tunable parameters), making it more parameter-efficient and practical.*

## F. Visualization Analysis

1) *Attention Visualization*: To confirm the critical role of the facial landmark-aware features in the S2D model, we visualize the attention scores of the last transformer block in Fig. 6. Our observations reveal that the attention of the S2D model with facial landmark knowledge is highly concentrated on the

key regions of the face, which are more informative for FER. In contrast, the attention of the model without facial landmark knowledge is more dispersed, suggesting a tendency to focus on the background and other irrelevant regions. For example, in the first sequence, frame 11 of row 3 demonstrates that the model’s attention is primarily directed towards the eyes and mouth, rather than other irrelevant regions as shown in frame 11 of row 2. This distinction is even more pronounced in the second sequence, particularly in frame 2 of row 3 compared to frame 2 of row 2. These demonstrate that the facial landmark-aware feature directs the model’s attention towards emotion-related facial regions successfully, thus benefiting FER.

Furthermore, by examining the changes in attention over time, we observed that the model without landmark knowledge consistently focuses on specific regions (e.g., eyes in the first sequence row 2, and both eyes and faces in the second sequence row 2) and remains relatively unchanged. In contrast, the model with landmark knowledge exhibits greater sensitivity to changes in muscle movements, with its attention shifting accordingly in row 3 of the two sequences. For example, in the first sequence, when the woman opens her mouth, the model’s attention is primarily on her lips, gradually diminishing as her mouth closes (from frame 6 to frame 13). A similar phenomenon also can be observed in the second sequence, where the model’s attention initially focuses on the eyes and mouth from frame 1 to frame 11 in row 3, then disappears on the mouth in frame 4, gradually weakens, and finally completely disappears on the mouth from frame 5 to frame 11. These observations strongly demonstrate that our model accurately captures the dynamic changes of facial emotions in the temporal dimension, with muscle movements implicitly encoded in facial landmark-aware features.

TABLE X

DETAILED COMPARISON WITH STATE-OF-THE-ART METHODS ON DFEW AS REGARDS SPECIFIC ACCURACY NUMBERS OF EACH EMOTION CLASS. \*: SAMPLING TWO CLIPS UNIFORMLY ALONG THE TEMPORAL AXIS FOR EACH VIDEO SAMPLE AND THEN CALCULATING THE AVERAGE SCORE AS THE FINAL PREDICTION DURING TESTING TIME. †: TRAINING WITH OVERSAMPLING STRATEGY. UAR: UNWEIGHTED AVERAGE RECALL; WAR: WEIGHTED AVERAGE RECALL.

Method	Tunable Params (M)	Accuracy of Each Emotion (%)							Metric (%)	
		Happy	Sad	Neutral	Angry	Surprise	Disgust	Fear	UAR	WAR
<i>Supervised learning models</i>										
C3D [5]	78	75.17	39.49	55.11	62.49	45.00	1.38	20.51	42.74	53.54
R(2+1)D-18 [6]	33	79.67	39.07	57.66	50.39	48.26	3.45	21.06	42.79	53.22
3D ResNet-18 [7]	33	76.32	50.21	64.18	62.85	47.52	0.00	24.56	46.52	58.27
ResNet18+LSTM [8]	-	83.56	61.56	68.27	65.29	51.26	0.00	29.34	51.32	63.85
Former-DFER [8] [MM'21]	18	84.05	62.57	67.52	70.03	56.43	3.45	31.78	53.69	65.70
CEFLNet [9] [IS'2022]	13	84.00	68.00	67.00	70.00	52.00	0.00	17.00	51.14	65.35
EST [10] [PR'23]	43	86.87	66.58	67.18	71.84	47.53	5.52	28.49	53.43	65.85
STT [23] [arXiv'22]	-	87.36	67.90	64.97	71.24	53.10	3.49	34.04	54.58	66.65
NR-DFERNet [66] [arXiv'22]	-	88.47	64.84	70.03	75.09	61.60	0.00	19.43	54.21	68.19
IAL [11] [AAAI'23]	19	87.95	67.21	70.10	76.06	62.22	0.00	26.44	55.71	69.24
M3DFEL [51] [CVPR'23]	-	89.59	68.38	67.88	74.24	59.69	0.00	31.64	56.10	69.25
<b>S2D (ours)</b>	9	<u>93.87</u>	<b>83.25</b>	<u>75.31</u>	<b>84.19</b>	<u>64.33</u>	0.00	37.07	62.57	<u>75.98</u>
<b>S2D (ours) *</b>	9	93.62	<u>80.25</u>	<b>77.14</b>	<u>81.09</u>	<b>64.53</b>	1.38	34.71	61.82	<b>76.03</b>
<b>S2D (ours) *†</b>	9	<b>93.95</b>	78.35	70.25	78.00	61.88	<b>25.52</b>	<b>50.22</b>	<b>65.45</b>	74.81
<i>Self-supervised learning models</i>										
MAE-DFER [14] * [MM'23]	85	92.92	77.46	74.56	76.94	60.99	<u>18.62</u>	<u>42.35</u>	<u>63.41</u>	74.43

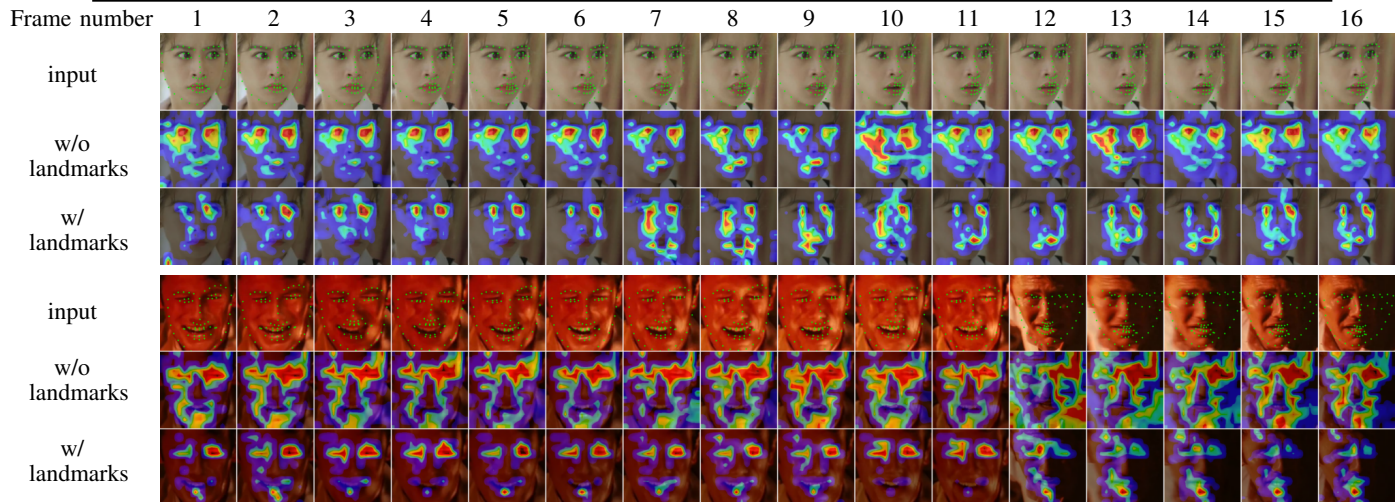


Fig. 6. Visualization of input facial image sequence with landmarks (row 1), and attention scores (only positive values) of the last transformer block without and with facial landmark-aware features (row 2 and row 3). The darker the color, the greater the attention score. The expressions of the two sequences are *surprise* and *angry*, respectively. The S2D model with facial landmark knowledge is highly concentrated on the key regions of the face, while the model without facial landmarks is more likely to focus on the background and other irrelevant regions. The previous enhanced model’s attention is more sensitive to changes in muscle movements while the latter consistently focuses on specific regions and remains relatively unchanged.

2) *Visualization of Feature Distribution*: We gradually added MCP, TMA and SDL to the baseline model and visualized the high-level features of the DFEW (fd 1) testing set using t-SNE [68]. Fig. 7 illustrates that our proposed modules significantly enhance the discriminative and separable qualities of high-level features compared to the baseline model. The inclusion of the TMA module notably improves the discriminability of high-level features, indicating its effectiveness in capturing dynamic facial expression changes for DFER. Compared to column 3, each category’s feature distribution in column 4 is more concentrated, particularly for *happy*, which exhibits a more distinct boundary than other expressions. This is attributable to the proposed SDL. However, it is notable that the features corresponding to *surprise* and *fear* are intermixed

and challenging to distinguish. Additionally, *disgust* features are dispersed, lacking a clear clustering center. This aligns with the emotion-specific accuracies in Table X and is attributed to the data shortage of *disgust* in the dataset available.

3) *Visualization of Output Probability Distribution*: To evaluate the effectiveness of our proposed SDL, a comparison was conducted between the output probability distributions of the S2D model with and without SDL. As illustrated in Fig. 8, the woman in the top left corner displays a subtle smile, challenging to discern due to minimal changes in her facial muscles. The model without SDL assigns high scores to both *happy* and *neutral* (depicted in the left bar chart) with a marginal difference of 0.02, suggesting the prediction is ambiguous. Conversely, the SDL-enhanced S2D model assigns

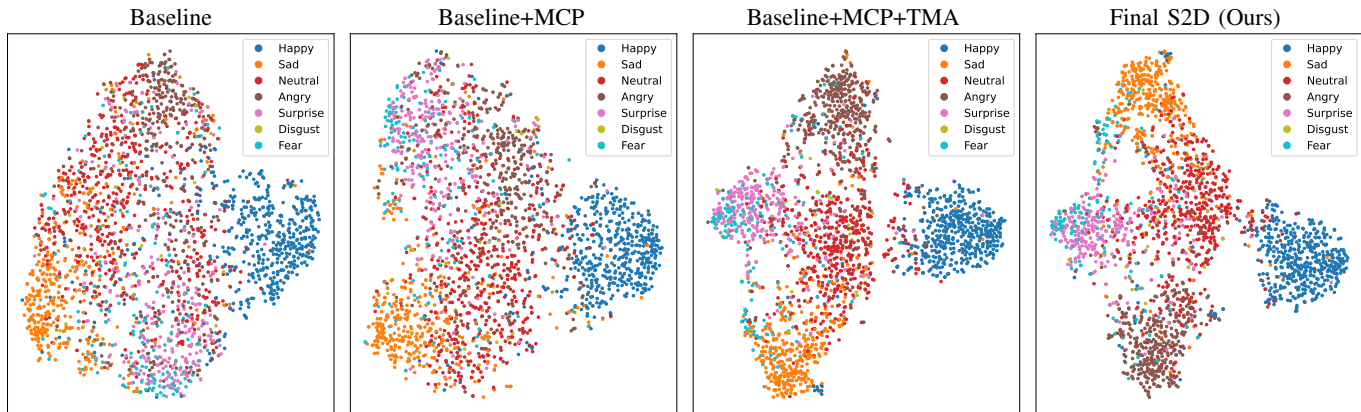


Fig. 7. High-level feature visualization on DFEW (fd1) using t-SNE [68]. Here, we compare our final S2D model with baseline model, baseline+MCP model and baseline+MCP+TMA model.

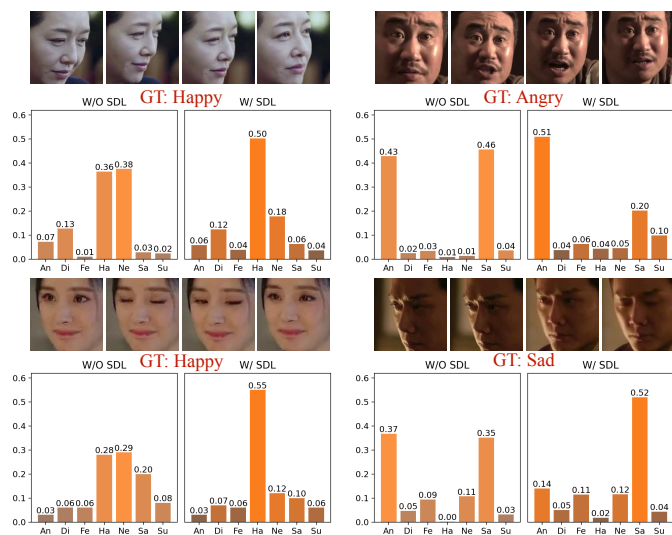


Fig. 8. Visualization of the output probability distribution. Here, *An*, *Fe*, *Ha*, *Ne*, *Sa* and *Su* denote *angry*, *fear*, *happy*, *neutral*, *sad* and *surprise*, respectively. The model with SDL shows higher discriminability for ambiguous expressions. GT: ground truth.

a higher score to *happy* than *neutral* by 0.23 (right bar chart). This phenomenon is similarly observed in the bottom-left example. In the right column of Fig. 8, although the *angry* and *sad* are clearly expressed on the faces of the two men, the model without SDL provides similar scores for the *angry* and *sad* (0.43 vs. 0.46, 0.37 vs. 0.35), resulting in wrong predictions. In contrast, the S2D equipped with SDL effectively distinguishes *angry* and *sad* with high discriminability.

The soft labels provided by SDL have fewer ambiguities and help reduce the model’s uncertainty. Consequently, the SDL-incorporated model demonstrates higher discriminability for ambiguous expressions (e.g., smile and neutral) and the model without SDL struggles to distinguish between certain ambiguous samples (e.g., right examples in Fig. 8).

## V. CONCLUSION

In this paper, we propose a simple yet powerful framework, S2D, which adapts a landmark-aware image model for facial expression recognition in videos. This study indicates that

the prior knowledge from SFER data and facial landmark detections can be leveraged to enhance DFER performance. The Multi-View Complementary Promoters (MCPs) employed in this work effectively utilize static facial expression features learned on AffectNet [16] dataset and facial landmark-aware features from MobileFaceNet [41]. Furthermore, the S2D is extended from the static model efficiently with Temporal-Modeling Adapters (TMAs) and significantly enhanced by our Emotion-Anchors based Self-Distillation Loss (SDL). Experimental results on widely used benchmarks consistently reveal that S2D achieves performance comparable to previous state-of-the-art methods, demonstrating our model’s ability to learn robust image-level representations for SFER and powerful dynamic facial representations for DFER. Lastly, compared to previous self-supervised methods, S2D is much more parameter-efficient and practical for DFER, with only 9M tunable parameters. We believe it will serve as a solid baseline and contribute to relevant research. In the future, we will explore more effective ways to leverage prior facial knowledge and other potential knowledge in the SFER model for improving DFER performance.

## REFERENCES

- [1] Z. Liu, M. Wu, W. Cao, L. Chen, J.-P. Xu, R. Zhang, M. Zhou, and J.-W. Mao, “A facial expression emotion recognition based human-robot interaction system,” *IEEE/CAA Journal of Automatica Sinica*, vol. 4, pp. 668–676, 2017.
- [2] C. Bisogni, A. Castiglione, S. Hossain, F. Narducci, and S. Umer, “Impact of deep learning approaches on facial expression recognition in healthcare industries,” *IEEE Transactions on Industrial Informatics*, vol. 18, pp. 5619–5627, 2022.
- [3] T. Wilhelm, “Towards facial expression analysis in a driver assistance system,” *2019 14th IEEE International Conference on Automatic Face & Gesture Recognition (FG 2019)*, pp. 1–4, 2019.
- [4] X. Jiang, Y. Zong, W. Zheng, C. Tang, W. Xia, C. Lu, and J. Liu, “Dfew: A large-scale database for recognizing dynamic facial expressions in the wild,” in *Proceedings of the 28th ACM International Conference on Multimedia*, 2020, pp. 2881–2889.
- [5] D. Tran, L. D. Bourdev, R. Fergus, L. Torresani, and M. Paluri, “Learning spatiotemporal features with 3d convolutional networks,” *2015 IEEE International Conference on Computer Vision (ICCV)*, pp. 4489–4497, 2014.
- [6] D. Tran, H. Wang, L. Torresani, J. Ray, Y. LeCun, and M. Paluri, “A closer look at spatiotemporal convolutions for action recognition,” in *Proceedings of the IEEE conference on Computer Vision and Pattern Recognition*, 2018, pp. 6450–6459.

- [7] K. He, X. Zhang, S. Ren, and J. Sun, "Deep residual learning for image recognition," *2016 IEEE Conference on Computer Vision and Pattern Recognition (CVPR)*, pp. 770–778, 2015.
- [8] Z. Zhao and Q. Liu, "Former-dfer: Dynamic facial expression recognition transformer," *Proceedings of the 29th ACM International Conference on Multimedia*, 2021.
- [9] Y. Liu, C. Feng, X. Yuan, L. Zhou, W. Wang, J. Qin, and Z. Luo, "Clip-aware expressive feature learning for video-based facial expression recognition," *Information Sciences*, vol. 598, pp. 182–195, 2022.
- [10] Y. Liu, W. Wang, C. Feng, H. Zhang, Z. Chen, and Y. Zhan, "Expression snippet transformer for robust video-based facial expression recognition," *Pattern Recognition*, vol. 138, p. 109368, 2023.
- [11] H. Li, H. Niu, Z. Zhu, and F. Zhao, "Intensity-aware loss for dynamic facial expression recognition in the wild," in *Proceedings of the AAAI Conference on Artificial Intelligence*, vol. 37, no. 1, 2023, pp. 67–75.
- [12] H. Li, H. Niu, Z. Zhu, and F. a. Zhao, "Cliper: A unified vision-language framework for in-the-wild facial expression recognition," *arXiv preprint arXiv:2303.00193*, 2023.
- [13] Z. Zhao and I. Patras, "Prompting visual-language models for dynamic facial expression recognition," *arXiv preprint arXiv:2308.13382*, 2023.
- [14] L. Sun, Z. Lian, B. Liu, and J. Tao, "Mae-dfer: Efficient masked autoencoder for self-supervised dynamic facial expression recognition," pp. 6110–6121, 2023.
- [15] S. Li, W. Deng, and J. Du, "Reliable crowdsourcing and deep locality-preserving learning for expression recognition in the wild," *2017 IEEE Conference on Computer Vision and Pattern Recognition (CVPR)*, pp. 2584–2593, 2017.
- [16] A. Mollahosseini, B. Hasani, and M. H. Mahoor, "Affectnet: A database for facial expression, valence, and arousal computing in the wild," *IEEE Transactions on Affective Computing*, vol. 10, pp. 18–31, 2017.
- [17] E. Barsoum, C. Zhang, C. Canton-Ferrer, and Z. Zhang, "Training deep networks for facial expression recognition with crowd-sourced label distribution," *Proceedings of the 18th ACM International Conference on Multimodal Interaction*, 2016.
- [18] Y. Wang, Y. Sun, Y. Huang, Z. Liu, S. Gao, W. Zhang, W. Ge, and W. Zhang, "Ferv39k: A large-scale multi-scene dataset for facial expression recognition in videos," in *Proceedings of the IEEE/CVF Conference on Computer Vision and Pattern Recognition*, 2022, pp. 20922–20931.
- [19] Y. Liu, W. Dai, C. Feng, W. Wang, G. Yin, J. Zeng, and S. Shan, "Mafw: A large-scale, multi-modal, compound affective database for dynamic facial expression recognition in the wild," *Proceedings of the 30th ACM International Conference on Multimedia*, 2022.
- [20] Y. Fan, X. Lu, D. Li, and Y. Liu, "Video-based emotion recognition using cnn-rnn and c3d hybrid networks," *Proceedings of the 18th ACM International Conference on Multimodal Interaction*, 2016.
- [21] J. Kossaifi, A. Toisoul, A. Bulat, Y. Panagakis, T. M. Hospedales, and M. Pantic, "Factorized higher-order cnns with an application to spatio-temporal emotion estimation," *2020 IEEE/CVF Conference on Computer Vision and Pattern Recognition (CVPR)*, pp. 6059–6068, 2019.
- [22] L. Sun, Z. Lian, J. Tao, B. Liu, and M. Niu, "Multi-modal continuous dimensional emotion recognition using recurrent neural network and self-attention mechanism," *Proceedings of the 1st International on Multimodal Sentiment Analysis in Real-life Media Challenge and Workshop*, 2020.
- [23] F. Ma, B. Sun, and S. Li, "Spatio-temporal transformer for dynamic facial expression recognition in the wild," *ArXiv*, vol. abs/2205.04749, 2022.
- [24] J. Li, Y. Chen, X. Zhang, J. Nie, Z. Li, Y. Yu, Y. Zhang, R. Hong, and M. Wang, "Multimodal feature extraction and fusion for emotional reaction intensity estimation and expression classification in videos with transformers," in *Proceedings of the IEEE/CVF Conference on Computer Vision and Pattern Recognition*, 2023, pp. 5837–5843.
- [25] A. Radford, J. W. Kim, C. Hallacy, A. Ramesh, G. Goh, S. Agarwal, G. Sastry, A. Askell, P. Mishkin, J. Clark *et al.*, "Learning transferable visual models from natural language supervision," in *International conference on machine learning*. PMLR, 2021, pp. 8748–8763.
- [26] J. Carreira and A. Zisserman, "Quo vadis, action recognition? a new model and the kinetics dataset," in *proceedings of the IEEE Conference on Computer Vision and Pattern Recognition*, 2017, pp. 6299–6308.
- [27] S. Chen, C. Ge, Z. Tong, J. Wang, Y. Song, J. Wang, and P. Luo, "Adaptformer: Adapting vision transformers for scalable visual recognition," *Advances in Neural Information Processing Systems*, vol. 35, pp. 16664–16678, 2022.
- [28] T. Yang, Y. Zhu, Y. Xie, A. Zhang, C. Chen, and M. Li, "Aim: Adapting image models for efficient video action recognition," *International Conference on Learning Representations*, 2022.
- [29] J. Pan, Z. Lin, X. Zhu, J. Shao, and H. Li, "St-adapter: Parameter-efficient image-to-video transfer learning," *Advances in Neural Information Processing Systems*, vol. 35, pp. 26462–26477, 2022.
- [30] G. Chen, X. Liu, G. Wang, K. Zhang, P. H. Torr, X.-P. Zhang, and Y. Tang, "Tem-adapter: Adapting image-text pretraining for video question answer," in *Proceedings of the IEEE/CVF International Conference on Computer Vision (ICCV)*, October 2023, pp. 13945–13955.
- [31] M. Liu, S. Li, S. Shan, and X. Chen, "Au-aware deep networks for facial expression recognition," in *2013 10th IEEE international conference and workshops on automatic face and gesture recognition (FG)*. IEEE, 2013, pp. 1–6.
- [32] Y. Chen and J. Joo, "Understanding and mitigating annotation bias in facial expression recognition," in *Proceedings of the IEEE/CVF International Conference on Computer Vision*, 2021, pp. 14980–14991.
- [33] L. Liang, C. Lang, Y. Li, S. Feng, and J. Zhao, "Fine-grained facial expression recognition in the wild," *IEEE Transactions on Information Forensics and Security*, vol. 16, pp. 482–494, 2020.
- [34] H. Jung, S. Lee, J. Yim, S. Park, and J. Kim, "Joint fine-tuning in deep neural networks for facial expression recognition," *2015 IEEE International Conference on Computer Vision (ICCV)*, pp. 2983–2991, 2015.
- [35] R. Belmonte, B. Allaert, P. Tirilly, I. M. Bilasco, C. Djeraba, and N. Sebe, "Impact of facial landmark localization on facial expression recognition," *IEEE Transactions on Affective Computing*, vol. 14, no. 2, pp. 1267–1279, 2023.
- [36] J. Chen, Z. Chen, Z. Chi, and H. Fu, "Facial expression recognition in video with multiple feature fusion," *IEEE Transactions on Affective Computing*, vol. 9, no. 1, pp. 38–50, 2018.
- [37] C. Zheng, M. Mendieta, and C. Chen, "Poster: A pyramid cross-fusion transformer network for facial expression recognition," 2023.
- [38] J. Li, Y. Chen, X. Zhang, J. Nie, Z. Li, Y. Yu, Y. Zhang, R. Hong, and M. Wang, "Multimodal feature extraction and fusion for emotional reaction intensity estimation and expression classification in videos with transformers," in *Proceedings of the IEEE/CVF Conference on Computer Vision and Pattern Recognition (CVPR) Workshops*, June 2023, pp. 5838–5844.
- [39] D. Kollias, P. Tzirakis, A. Baird, A. Cowen, and S. Zafeiriou, "Abaw: Valence-arousal estimation, expression recognition, action unit detection & emotional reaction intensity estimation challenges," in *Proceedings of the IEEE/CVF Conference on Computer Vision and Pattern Recognition (CVPR) Workshops*, June 2023, pp. 5889–5898.
- [40] N. Houlsby, A. Giurgiu, S. Jastrzebski, B. Morrone, Q. De Laroussilhe, A. Gesmundo, M. Attariyan, and S. Gelly, "Parameter-efficient transfer learning for nlp," in *International Conference on Machine Learning*. PMLR, 2019, pp. 2790–2799.
- [41] S. Chen, Y. Liu, X. Gao, and Z. Han, "Mobilefacenet: Efficient cnns for accurate real-time face verification on mobile devices," *ArXiv*, vol. abs/1804.07573, 2018.
- [42] E. J. Hu, Y. Shen, P. Wallis, Z. Allen-Zhu, Y. Li, S. Wang, L. Wang, and W. Chen, "Lora: Low-rank adaptation of large language models," *arXiv preprint arXiv:2106.09685*, 2021.
- [43] B. Lester, R. Al-Rfou, and N. Constant, "The power of scale for parameter-efficient prompt tuning," *arXiv preprint arXiv:2104.08691*, 2021.
- [44] J. He, C. Zhou, X. Ma, T. Berg-Kirkpatrick, and G. Neubig, "Towards a unified view of parameter-efficient transfer learning," *arXiv preprint arXiv:2110.04366*, 2021.
- [45] Z. Qing, S. Zhang, Z. Huang, X. Wang, Y. Wang, Y. Lv, C. Gao, and N. Sang, "Mar: Masked autoencoders for efficient action recognition," *IEEE Transactions on Multimedia*, 2023.
- [46] M. Jia, L. Tang, B.-C. Chen, C. Cardie, S. Belongie, B. Hariharan, and S.-N. Lim, "Visual prompt tuning," in *European Conference on Computer Vision*. Springer, 2022, pp. 709–727.
- [47] J. Zhu, S. Lai, X. Chen, D. Wang, and H. Lu, "Visual prompt multimodal tracking," in *Proceedings of the IEEE/CVF Conference on Computer Vision and Pattern Recognition*, 2023, pp. 9516–9526.
- [48] K. Sohn, H. Chang, J. Lezama, L. Polania, H. Zhang, Y. Hao, I. Essa, and L. Jiang, "Visual prompt tuning for generative transfer learning," in *Proceedings of the IEEE/CVF Conference on Computer Vision and Pattern Recognition*, 2023, pp. 19840–19851.
- [49] A. Bar, Y. Gandelsman, T. Darrell, A. Globerson, and A. Efros, "Visual prompting via image inpainting," *Advances in Neural Information Processing Systems*, vol. 35, pp. 25005–25017, 2022.
- [50] A. Dosovitskiy, L. Beyer, A. Kolesnikov, D. Weissenborn, X. Zhai, T. Unterthiner, M. Dehghani, M. Minderer, G. Heigold, S. Gelly *et al.*, "An image is worth 16x16 words: Transformers for image recognition at scale," *International Conference on Learning Representations*, 2020.

- [51] H. Wang, B. Li, S. Wu, S. Shen, F. Liu, S. Ding, and A. Zhou, "Rethinking the learning paradigm for dynamic facial expression recognition," in *Proceedings of the IEEE/CVF Conference on Computer Vision and Pattern Recognition*, 2023, pp. 17 958–17 968.
- [52] J. Li, J. Nie, D. Guo, R. Hong, and M. Wang, "Emotion separation and recognition from a facial expression by generating the poker face with vision transformers," *arXiv preprint arXiv:2207.11081*, 2023.
- [53] J. Deng, J. Guo, E. Ververas, I. Kotsia, and S. Zafeiriou, "Retinaface: Single-shot multi-level face localisation in the wild," in *Proceedings of the IEEE/CVF conference on computer vision and pattern recognition*, 2020, pp. 5203–5212.
- [54] S. I. Serengil and A. Ozpinar, "Lightface: A hybrid deep face recognition framework," in *2020 Innovations in Intelligent Systems and Applications Conference (ASYU)*. IEEE, 2020, pp. 23–27.
- [55] X. Guo, S. Li, J. Zhang, J. Ma, L. Ma, W. Liu, and H. Ling, "Pfld: A practical facial landmark detector," *ArXiv*, vol. abs/1902.10859, 2019.
- [56] M. Sandler, A. G. Howard, M. Zhu, A. Zhmoginov, and L.-C. Chen, "Mobilenetv2: Inverted residuals and linear bottlenecks," *2018 IEEE/CVF Conference on Computer Vision and Pattern Recognition*, pp. 4510–4520, 2018.
- [57] K. Wang, X. Peng, J. Yang, S. Lu, and Y. Qiao, "Suppressing uncertainties for large-scale facial expression recognition," in *Proceedings of the IEEE/CVF conference on computer vision and pattern recognition*, 2020, pp. 6897–6906.
- [58] Y. Zhang, C. Wang, X. Ling, and W. Deng, "Learn from all: Erasing attention consistency for noisy label facial expression recognition," in *Computer Vision—ECCV 2022: 17th European Conference, Tel Aviv, Israel, October 23–27, 2022, Proceedings, Part XXVI*. Springer, 2022, pp. 418–434.
- [59] J. She, Y. Hu, H. Shi, J. Wang, Q. Shen, and T. Mei, "Dive into ambiguity: Latent distribution mining and pairwise uncertainty estimation for facial expression recognition," in *Proceedings of the IEEE/CVF conference on computer vision and pattern recognition*, 2021, pp. 6248–6257.
- [60] N. Le, K. Nguyen, Q. Tran, E. Tjiputra, B. Le, and A. Nguyen, "Uncertainty-aware label distribution learning for facial expression recognition," in *Proceedings of the IEEE/CVF Winter Conference on Applications of Computer Vision*, 2023, pp. 6088–6097.
- [61] H. Li, M. Sui, F. Zhao, Z. Zha, and F. Wu, "Mvt: mask vision transformer for facial expression recognition in the wild," *arXiv preprint arXiv:2106.04520*, 2021.
- [62] F. Ma, B. Sun, and S. Li, "Facial expression recognition with visual transformers and attentional selective fusion," *IEEE Transactions on Affective Computing*, 2021.
- [63] F. Xue, Q. Wang, and G. Guo, "Transfer: Learning relation-aware facial expression representations with transformers," *2021 IEEE/CVF International Conference on Computer Vision (ICCV)*, pp. 3581–3590, 2021.
- [64] F. Xue, Q. Wang, Z. Tan, Z. Ma, and G. Guo, "Vision transformer with attentive pooling for robust facial expression recognition," *IEEE Transactions on Affective Computing*, 2022.
- [65] F. Ma, B. Sun, and S. Li, "Transformer-augmented network with online label correction for facial expression recognition," *IEEE Transactions on Affective Computing*, 2023.
- [66] H. Li, M. Sui, Z. Zhu *et al.*, "Nr-dfnet: Noise-robust network for dynamic facial expression recognition," *arXiv preprint arXiv:2206.04975*, 2022.
- [67] Z. Tong, Y. Song, J. Wang, and L. Wang, "Videomae: Masked autoencoders are data-efficient learners for self-supervised video pre-training," *Advances in neural information processing systems*, vol. 35, pp. 10 078–10 093, 2022.
- [68] L. Van der Maaten and G. Hinton, "Visualizing data using t-sne." *Journal of machine learning research*, vol. 9, no. 11, 2008.