

# The Thermodynamic Costs of Pure Dephasing in Quantum Heat Engines: Quasistatic Efficiency at Finite Power

Raphael Weber, Susana F. Huelga, and Martin B. Plenio

Institute of Theoretical Physics & IQST, Ulm University, 89081 Ulm, Germany

**Quantum heat engines are commonly believed to achieve their optimal efficiency when operated under quasi-static conditions. However, when running at finite power, they suffer effective friction due to the generation of coherences and transitions between energy eigenstates. It was noted that it is possible to increase the power of a quantum heat engine using external control schemes or suitable dephasing noise. Here, we investigate the thermodynamic cost associated with dephasing noise schemes using both numerical and analytical methods. Our findings unveil that the observed gain in power is generally not free of thermodynamic costs, as it involves heat flows from thermal baths into the dephasing bath. These contributions must be duly accounted for when determining the engine's overall efficiency. Interestingly, we identify a particular working regime where these costs become negligible, demonstrating that quantum heat engines can be operated at any power with an efficiency per cycle that approaches arbitrarily closely that under quasistatic operation.**

## 1 Introduction

The development of thermodynamics arose from the desire to understand the limitations of heat engines, both in realistic practical settings and under ideal operation. This pursuit led to the establishment of the fundamental laws of macroscopic equilibrium thermodynamics, which have remained remarkably stable over time, particularly in regards to macroscopic systems in equilib-

rium. These laws are indispensable for our understanding of energy transfer, conversion, and utilisation in science and technology. For instance, the second law of thermodynamics enables us to determine the maximum possible efficiency of heat engines and refrigerators operating in the quasi-static regime under various possible thermodynamic cycles that power for example Carnot or Otto engines.

While the requirement of remaining close to equilibrium leads to highly efficient operation, it also means that the system has to be operated quasi-statically, which ultimately leads to vanishing power output. Although this mode of operation is well tailored towards the application of the laws of thermodynamics, in practical applications, machines need to operate at finite power, which leads to departures from the ideal quasi-static regime and results in friction and losses. Thus we must aim to achieve at the same time high efficiency and high power output, and it is not immediately clear to what extent operating at finite power reduces efficiency. Novikov [1], Chambadal [2], as well as later Curzon and Ahlborn [3] analysed the impact of a finite heat conductance from the hot and cold heat baths to the working medium. They discovered a limit, now known as the Curzon-Ahlborn bound, on the attainable efficiency, which, at maximum power, remains independent of the heat conductance value and is considerably more restrictive than the Carnot bound. These bounds, firmly rooted in classical physics and applied to macroscopic heat engines, illustrate the fundamental trade-off that can exist between efficiency and power output in thermodynamic systems.

The exploration of microscopic or even atomic-scale heat engines, whose function may depend crucially on the laws of quantum mechanics, was initiated by the work of Scovil and Schulz-DuBois in [4], which developed a thermodynamic model

Raphael Weber: [raphael.weber@uni-ulm.de](mailto:raphael.weber@uni-ulm.de)

Susana F. Huelga: [susana.huelga@uni-ulm.de](mailto:susana.huelga@uni-ulm.de)

Martin B. Plenio: [martin.plenio@uni-ulm.de](mailto:martin.plenio@uni-ulm.de)

arXiv:2312.05375v1 [quant-ph] 8 Dec 2023

of the maser operation in the form of a quantum mechanical three-level system, and has spawned a vast body of work (see e.g. [5] for a recent monograph). In quantum heat engines, the impact of finite speed of operation on efficiency becomes even more important. A portion of the thermodynamic cycle, which is intended to be executed quasi-statically, corresponds to a mode of operation that meets the conditions of adiabaticity—namely, a slow change of parameters relative to the internal system dynamics, ensuring the system remains in the eigenstate of the instantaneous Hamiltonian throughout the process [6]. A violation of adiabaticity results in the system deviating from its instantaneous eigenstate through the generation of quantum mechanical coherences, eventually leading to transitions to other energy levels. It is well recognised that the creation of these quantum coherences represents a source of inefficiency in the thermodynamic cycle beyond those imposed by the Curzon-Ahlborn bound [7–11].

To address this issue, researchers have explored external interventions that enable the restoration of adiabaticity, thereby improving efficiency at fixed power or enhancing power at fixed efficiency. For instance, [12] introduced dephasing noise in the instantaneous eigenbasis of the thermodynamic cycle of an Otto engine to suppress the build-up of coherences and thus deviations from the adiabatic trajectory. Alternatively, shortcuts to adiabaticity [13–16] which utilize external control fields to maintain the system on the adiabatic trajectory have been examined. Both approaches allow for faster compression and expansion strokes in the quantum heat engine, resulting in larger power at the same level of efficiency.

However, these types of interventions raise an important question: Do they entail hidden thermodynamic costs that offset some, if not all, of the gains in efficiency when analysing a quantum heat engine subject to external controls or dephasing noise? While it is recognised that such costs can exist in the case of counter-adiabatic driving [17] and in specific studies of dephasing noise due to fermionic environments without the presence of a quantum heat engine [18], the question remained open whether this cost is necessarily present or whether it can be made negligible in a suitable regime.

In this work, we answer this question by analysing the thermodynamic cost of pure dephasing noise in the instantaneous eigenbasis during the operation of a quantum heat engine. To achieve this, we attach a real bosonic dephasing environment to the heat engine during its thermodynamic cycle. We employ the numerically exact simulation methods of Dissipation-assisted matrix product factorization (DAMPF) [19–21] and Time Evolving Density matrices using Orthogonal Polynomials Algorithm (TEDOPA) [22–24] to examine the internal dynamics of the working medium and the dephasing bath, as well as their mutual interaction. This enables us to track all work and heat flows within the quantum heat engine, including those involving the dephasing environment. We utilize these numerical methods to validate an Ansatz that forms the basis of our analytical treatment of the observed phenomenology. On the one hand, our analysis reveals a heat transport from the thermal baths to the dephasing bath that remains hidden when the dephasing noise is modeled with a Markovian master equation. On the other hand, we demonstrate that for a suitable choice of the parameter regime of the dephasing environment, we can reduce its thermodynamic cost to an arbitrary degree. This allows us to increase the efficiency of the heat engine at any given fixed power to approach that of a quasistatically working heat engine.

The presentation of our work proceeds as follows: Section 2 introduces the required quantum thermodynamical concepts and definitions and serves to fix the notation. It also introduces the quantum Otto cycle for a two-level system, which will be examined in the remainder of this work, and defines power and efficiency for this system. We then discuss the QHE with a finite cycle time, which motivates the potential for dephasing noise to reduce frictional losses and to increase the power of the QHE. In Section 3, we present a microscopic description of the dephasing bath in our model. The dephasing bath is modeled without uncontrolled approximations, using the numerically exact TEDOPA and DAMPF methods. This approach enables us to track accurately the bath energy of the dephasing bath, which is crucial for analysing the thermodynamic cost of dephasing noise. Moving on to Section 4, we discuss the results of our numerical simulations. These results demonstrate, for a

specific set of examples, that the output power can be indeed boosted by dephasing noise. However, this enhancement comes at the expense of increased heat consumption, typically resulting in a decreased efficiency of the QHE due to additional heat exchanges with the dephasing bath. In Section 5, we derive an Ansatz for the quantum state of the heat engine. Building upon this approximation, we establish both analytical lower and upper bounds for the additional heat dissipation resulting from the presence of the dephasing bath. These expressions are subsequently confirmed through our numerical investigations. Finally, in Section 6 we employ these analytical results to determine a functional parameter regime for the quantum heat engine and the dephasing bath. This regime allows for the suppression of dissipated heat and, consequently, the efficiency for any fixed power, approaches arbitrarily closely the efficiency under quasi-static operation.

## 2 Quantum thermodynamics

In this section, we establish fundamental concepts and notation that will be used throughout this work by introducing the basic model of a quantum heat engine (QHE), whose work medium consists of a single two-level system. In Section 2.1, we define an Otto cycle. After defining power and efficiency in Section 2.2, we proceed with a discussion of the effect of finite driving times on the performance of the QHE in Section 2.3.

### 2.1 Quantum Otto cycle

The working medium of the QHE under consideration consists of a two-level system (TLS) driven by an external control field. This driving field induces the time-dependent Hamiltonian ( $\hbar = 1$ )

$$\begin{aligned}\hat{H}_S(t) &= \frac{\varepsilon(t)}{2} (|e(t)\rangle\langle e(t)| - |g(t)\rangle\langle g(t)|) \\ &= \frac{\varepsilon(t)}{2} \hat{\sigma}_z(t)\end{aligned}\quad (1)$$

where both the energy gap  $\varepsilon(t)$ , the instantaneous eigenbasis of the TLS  $\{|g(t)\rangle, |e(t)\rangle\}$  and the Pauli operator  $\hat{\sigma}_z(t) = |e(t)\rangle\langle e(t)| - |g(t)\rangle\langle g(t)|$  in the instantaneous eigenbasis of the working medium are time-dependent. Following [25], we define the Otto cycle in analogy to classical heat

engines by relating the reciprocal energy gap of the TLS to the volume of the classical working medium. This identification is reasonable as the wavefunction of quantum particles with a large energy gap is typically strongly confined in space and vice versa (think of the harmonic oscillator as an illustrative example). The Otto cycle for a TLS, which is depicted in Fig. 1, consists of four strokes [26].

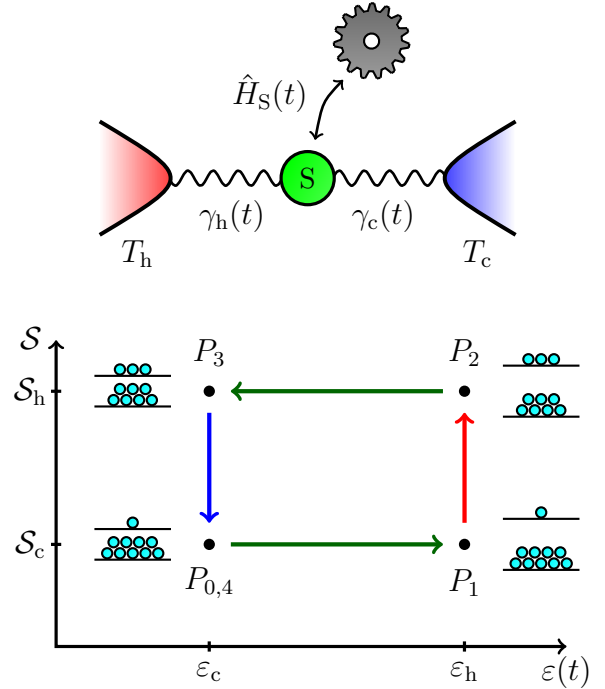


Figure 1: Sketch of a quantum heat engine subject to a time-dependent Hamiltonian  $\hat{H}_S(t)$  and operating between thermal baths at temperature  $T_x$  ( $x \in \{h, c\}$ ) with dissipative couplings  $\gamma_x(t)$  (top) and the corresponding ideal Otto cycle in the energy gap-entropy diagram (bottom). The Otto cycle consists of four strokes whose start and end points are labelled  $P_i$  and to which we assign the times  $\tau_i$  and the states  $\hat{\rho}_{S,i}$ . From  $P_0$  to  $P_1$  the working medium is compressed adiabatically, i.e. the energy gap increases from  $\varepsilon_c$  to  $\varepsilon_h$  but the populations of the energy eigenstates remain invariant. Work is extracted from the working medium in this stroke. The hot bath heats the working medium whose entropy increases from  $S_c$  to  $S_h$  between  $P_1$  and  $P_2$ . In the expansion stroke from  $P_2$  to  $P_3$  work is done on the working medium. Finally, the cold bath couples to the working medium to cool it to the initial state  $P_4 = P_0$  and the Otto cycle is completed.

In the following a positive work (heat) indicates work done on (heat transferred to) the work medium of the heat engine.

**Compression stroke** [ $P_{0,4} \rightarrow P_1$ ]. In this step

$\Delta W_{\text{com}}^{(\text{sys})} < 0$  (see Eq. (9) for the mathematical definition), that is, work is extracted from the system<sup>1</sup> by increasing the energy gap of the working medium from  $\varepsilon_c$  at time  $\tau_0$  to  $\varepsilon_h > \varepsilon_c$  at time  $\tau_1$  in a stroke of duration  $\tau_{\text{com}} = \tau_1 - \tau_0$ . During this stroke the eigenbasis of the Hamiltonian may also change from  $\{|g_c\rangle, |e_c\rangle\}$  at time  $\tau_0$  to  $\{|g_h\rangle, |e_h\rangle\}$  at time  $\tau_1$ . In the ideal QHE this process is performed quasi-statically, i.e. adiabatically with  $\tau_{\text{com}} \rightarrow \infty$ , such that the populations

$$p_x(t) = \langle x(t) | \hat{\rho}_S(t) | x(t) \rangle \quad (2)$$

of the energy eigenstates  $x \in \{g, e\}$  are conserved throughout the entire stroke. For finite compression times  $\tau_{\text{com}}$  the extracted work is reduced by quantum friction which we discuss in more detail in Section 2.3.

**Thermalisation with the hot bath** [ $P_1 \rightarrow P_2$ ]. The working medium is placed in contact with a hot thermal bath at temperature  $T_h$  for a time interval of duration  $\tau_h = \tau_2 - \tau_1$  such that  $\Delta Q_h^{(\text{sys})} > 0$  (as defined in Eq. (12)), i.e. heat is transferred from the heat bath to the working medium. The Hamiltonian of the working medium is constant during the thermal strokes and is given by  $\hat{H}_{S,h} = \varepsilon_h(|e_h\rangle\langle e_h| - |g_h\rangle\langle g_h|)/2$ . The interaction of the working medium with the thermal bath is described by the Lindblad equation

$$\begin{aligned} \mathcal{L}_h[\hat{\rho}_S] = & \gamma_h n_h \left( \hat{\sigma}_h^+ \hat{\rho}_S \hat{\sigma}_h^- - \frac{1}{2} \{ \hat{\sigma}_h^- \hat{\sigma}_h^+, \hat{\rho}_S \} \right) \\ & + \gamma_h (n_h + 1) \left( \hat{\sigma}_h^- \hat{\rho}_S \hat{\sigma}_h^+ - \frac{1}{2} \{ \hat{\sigma}_h^+ \hat{\sigma}_h^-, \hat{\rho}_S \} \right) \end{aligned} \quad (3)$$

with the raising and lowering operators  $\hat{\sigma}_h^+ = (\hat{\sigma}_h^-)^\dagger = |e_h\rangle\langle g_h|$ , the dissipative coupling constant  $\gamma_h$  between work medium and heat bath and the mean thermal photon number

$$n_h = \frac{1}{e^{\varepsilon_h/T_h} - 1} \quad (4)$$

of the bath ( $k_B = 1$ ) [27].

<sup>1</sup>Note, that we extract work during the compression stroke and do work on the engine during the expansion stroke in this particular QHE. The reason for this behaviour is the symmetrical arrangement of the energy levels, i.e. the ground state energy is lowered when the energy gap is increased. We obtain a QHE where work is extracted during the expansion step by considering the Hamiltonian  $\hat{H}_S(t) = \varepsilon(t) |e(t)\rangle\langle e(t)|$ .

**Expansion stroke** [ $P_2 \rightarrow P_3$ ]. In this stroke of duration  $\tau_{\text{exp}} = \tau_3 - \tau_2$  the external control field performs work on the working medium, i.e.  $\Delta W_{\text{exp}}^{(\text{sys})} > 0$  (as defined in Eq. (10)), by decreasing the energy gap from  $\varepsilon_h$  to  $\varepsilon_c$  and rotating the basis of the Hamiltonian from  $\{|g_h\rangle, |e_h\rangle\}$  at time  $\tau_2$  to  $\{|g_c\rangle, |e_c\rangle\}$  at time  $\tau_3$ . As before, note that friction losses will occur if the stroke is performed in finite time.

**Thermalisation with the cold bath** [ $P_3 \rightarrow P_{0,4}$ ]. In the final stroke of the Otto cycle the working medium is coupled to a cold thermal bath at temperature  $T_c < T_h$  and heat is transferred from the working medium to the cold thermal bath, i.e.  $\Delta Q_c^{(\text{sys})} < 0$  (as defined in Eq. (13)). The Hamiltonian  $\hat{H}_{S,c} = \varepsilon_c(|e_c\rangle\langle e_c| - |g_c\rangle\langle g_c|)/2$  is constant during the stroke and, as before, we model the interaction of the work medium with the cold thermal bath by the Lindblad equation

$$\begin{aligned} \mathcal{L}_c[\hat{\rho}_S] = & \gamma_c n_c \left( \hat{\sigma}_c^+ \hat{\rho}_S \hat{\sigma}_c^- - \frac{1}{2} \{ \hat{\sigma}_c^- \hat{\sigma}_c^+, \hat{\rho}_S \} \right) \\ & + \gamma_c (n_c + 1) \left( \hat{\sigma}_c^- \hat{\rho}_S \hat{\sigma}_c^+ - \frac{1}{2} \{ \hat{\sigma}_c^+ \hat{\sigma}_c^-, \hat{\rho}_S \} \right) \end{aligned} \quad (5)$$

with raising and lowering operators  $\hat{\sigma}_c^+ = (\hat{\sigma}_c^-)^\dagger = |e_c\rangle\langle g_c|$ , coupling constant  $\gamma_c$  and mean thermal photon number

$$n_c = \frac{1}{e^{\varepsilon_c/T_c} - 1} \quad (6)$$

of the bath.

## 2.2 Power and efficiency

The calculation of power and efficiency of QHEs requires an explicit definition of work and heat. Following [28, 29], we define work as

$$W = \int_{t_i}^{t_f} dt \text{Tr} \left\{ \frac{d\hat{H}_S(t)}{dt} \hat{\rho}_S(t) \right\} \quad (7)$$

and heat as

$$Q = \int_{t_i}^{t_f} dt \text{Tr} \left\{ \hat{H}_S(t) \frac{d\hat{\rho}_S(t)}{dt} \right\}. \quad (8)$$

As described in Section 2.1, the system evolves unitarily during the compression and expansion strokes whence we can integrate Eq. (7) by parts and use the equation of motion of the density

operator  $\hat{\rho}_S(t)$  to arrive at an expression that depends only on the states at the beginning and at the end of the stroke. Additionally, there is no heat exchange between the work medium and the heat baths during compression and expansion strokes due to the unitary evolution of the system. Hence, we can express the work done on the system during the compression and expansion strokes as

$$\Delta W_{\text{com}}^{(\text{sys})} = \text{Tr}\{\hat{H}_{S,h}\hat{\rho}_{S,1}\} - \text{Tr}\{\hat{H}_{S,c}\hat{\rho}_{S,0}\} \quad (9)$$

and

$$\Delta W_{\text{exp}}^{(\text{sys})} = \text{Tr}\{\hat{H}_{S,c}\hat{\rho}_{S,3}\} - \text{Tr}\{\hat{H}_{S,h}\hat{\rho}_{S,2}\} \quad (10)$$

respectively, where  $\hat{\rho}_{S,i}$  is the state of the QHE at the end of stroke  $i$ , as defined in the caption of Fig. 1. As described in the previous subsection, we obtain the relations  $\Delta W_{\text{com}}^{(\text{sys})} < 0$  (compression) and  $\Delta W_{\text{exp}}^{(\text{sys})} > 0$  (expansion) for the ideal quasi-static Otto cycle in Section 2.1. During the thermalisation strokes no work is done on the working medium as  $\frac{d}{dt}\hat{H}_S(t) = 0$ , whence the work extracted from the QHE during a single cycle is given by

$$\Delta W_{\text{ext.}}^{(\text{sys})} = -(\Delta W_{\text{com}}^{(\text{sys})} + \Delta W_{\text{exp}}^{(\text{sys})}) > 0. \quad (11)$$

Furthermore, for the thermalisation strokes we can easily integrate Eq. (8) to obtain the heat exchanges

$$\Delta Q_h^{(\text{sys})} = \text{Tr}\{\hat{H}_{S,h}\hat{\rho}_{S,2}\} - \text{Tr}\{\hat{H}_{S,h}\hat{\rho}_{S,1}\} \quad (12)$$

and

$$\Delta Q_c^{(\text{sys})} = \text{Tr}\{\hat{H}_{S,c}\hat{\rho}_{S,0}\} - \text{Tr}\{\hat{H}_{S,c}\hat{\rho}_{S,3}\} \quad (13)$$

during the hot and cold thermalisation stroke respectively, which are given by the difference of the total internal energy in the working medium before and after the stroke. Moreover, the relations  $\Delta Q_h^{(\text{sys})} > 0$  and  $\Delta Q_c^{(\text{sys})} < 0$  hold true for the operation mode where work is extracted from the QHE. We define the power of the heat engine as

$$P^{(\text{sys})} = \frac{\Delta W_{\text{ext.}}^{(\text{sys})}}{\tau_{\text{cycle}}} \quad (14)$$

with the cycle duration  $\tau_{\text{cycle}} = \tau_{\text{com}} + \tau_h + \tau_{\text{exp}} + \tau_c$ . The corresponding efficiency reads

$$\eta^{(\text{sys})} = \frac{\Delta W_{\text{ext.}}^{(\text{sys})}}{\Delta Q_h^{(\text{sys})}}. \quad (15)$$

The maximal possible efficiency for the particular QHE from Section 2.1 can be calculated for the ideal quasi-static cycle. For this, we assume perfect thermal states

$$\hat{\rho}_{S,0} = \mathcal{Z}_c e^{-\hat{H}_{S,c}/T_c} \quad (16)$$

and

$$\hat{\rho}_{S,2} = \mathcal{Z}_h e^{-\hat{H}_{S,h}/T_h} \quad (17)$$

with the partition sums  $\mathcal{Z}_x = \text{Tr}\{e^{-\hat{H}_{S,h}/T_x}\}$  after the thermalisation strokes and perfectly adiabatic compression and expansion strokes that fully conserve the populations. A simple evaluation of the expectation values Eqs. (9), (10), (12) and (13) yields

$$\Delta W_{\text{com}}^{(\text{sys})} = -\frac{\varepsilon_h - \varepsilon_c}{2} \tanh \frac{\varepsilon_c}{T_c} < 0, \quad (18)$$

$$\Delta W_{\text{exp}}^{(\text{sys})} = \frac{\varepsilon_h - \varepsilon_c}{2} \tanh \frac{\varepsilon_h}{T_h} < 0, \quad (19)$$

$$\Delta Q_h^{(\text{sys})} = \frac{\varepsilon_h}{2} \left( \tanh \frac{\varepsilon_c}{T_c} - \tanh \frac{\varepsilon_h}{T_h} \right) \quad (20)$$

and

$$\Delta Q_c^{(\text{sys})} = -\frac{\varepsilon_c}{2} \left( \tanh \frac{\varepsilon_c}{T_c} - \tanh \frac{\varepsilon_h}{T_h} \right). \quad (21)$$

Hence, the extracted work per cycle from Eq. (11) reads

$$\Delta W_{\text{ext.}}^{(\text{sys})} = \frac{\varepsilon_h - \varepsilon_c}{2} \left( \tanh \frac{\varepsilon_c}{T_c} - \tanh \frac{\varepsilon_h}{T_h} \right) \quad (22)$$

and  $\Delta W_{\text{ext.}}^{(\text{sys})} > 0$  if  $\frac{\varepsilon_c}{\varepsilon_h} > \frac{T_c}{T_h}$ . Under the assumption of a positive work output, the efficiency Eq. (15) of this perfect cycle is given by the Otto efficiency

$$\eta_{\text{max}}^{(\text{sys})} = 1 - \frac{\varepsilon_c}{\varepsilon_h} \leq \eta_C \quad (23)$$

which is upper bounded by the Carnot efficiency  $\eta_C = 1 - \frac{T_c}{T_h}$ . The constraints of perfect thermalisation and perfect adiabatic processes are fulfilled by assuming infinite stroke durations  $\tau_x \rightarrow \infty$  for all  $x \in \{\text{com}, \text{h}, \text{exp}, \text{c}\}$  [29]. However, in this regime the power Eq. (14) of the heat engine vanishes. In the following section we address the issue of finite cycle times that allow for non-vanishing power output.



### 2.3 Effects of finite cycle time

A QHE that uses strokes of finite duration experiences a reduction in efficiency due to two different effects. First, assuming a finite coupling strength between work medium and thermal bath, the working medium cannot thermalise completely to the temperature of the attached thermal bath anymore. This imperfect equilibration, even when assuming that the working medium is always in a Gibbs state, leads to the well-known Curzon-Ahlborn bound

$$\eta_{\max} \leq \eta_{CA} = 1 - \sqrt{\frac{T_c}{T_h}} \quad (24)$$

for the efficiency at maximum power,  $\eta_{\max}$  [3]. However, as the coupling strength to the thermal baths may, at least in principle, be increased arbitrarily, and therefore the thermalisation time made arbitrarily small, we will not consider the role of imperfect thermalisation in this work.<sup>2</sup> Instead we focus on a second cause of loss of efficiency in QHE operated at finite power, quantum friction [12, 36], which appears in compression and expansion strokes of finite duration.

As described in Section 2.1, the eigenbasis of the time-dependent Hamiltonian of the working medium evolves during the compression and expansion strokes. When executed at finite rate, the working medium is not able to follow the energy eigenbasis adiabatically. As a result, coherences between instantaneous energy eigenstates are typically generated which, in turn, lead to changes in the population of the instantaneous energy eigenstates. This process requires addi-

<sup>2</sup>While the consequences of strong coupling between work medium and environment in general has been a subject of discussions [30–35], it is possible to decouple the thermal contact of the work medium from the thermal bath if the interaction between the two observes the rotating-wave approximation, i.e.  $\hat{\sigma}^+ \hat{a} + \hat{\sigma}^- \hat{a}^\dagger$ , where  $\hat{\sigma}^+$  is the raising operator of the spin (i.e. the work medium) while  $\hat{a}$  is the annihilation operator of a harmonic oscillator of the environment. In that case, the work medium equilibrates rapidly, and coherences between the work medium and the environment vanish asymptotically. Therefore, the expectation value of the coupling Hamiltonian with the steady state of work medium and environment [35] vanishes, which, in turn, implies a vanishing thermodynamical cost for decoupling the environment from the work medium. This can be confirmed in both the DAMPF or reaction rate model, as well as in a TEDOPA picture of the interaction between work medium and environment.

tional work therefore reducing the extracted work per cycle.

Quantum friction can be suppressed if coherences are made to vanish and populations remain invariant. In [12] it was suggested to reduce quantum friction and the associated heat dissipation with the help of pure dephasing in the instantaneous eigenbasis of the working medium. The stronger the dephasing noise, the more effectively it suppresses the creation of coherences between energy eigenstates and forces the state to remain diagonal in the eigenbasis of the Hamiltonian thus following the adiabatic trajectory.

As dephasing can be made arbitrarily strong, this observation seems to suggest that a heat engine can be run at arbitrarily high speed while remaining arbitrarily close to the efficiency of a quasi-static heat engine. In the following chapters, we will examine this statement critically and investigate the effect of dephasing noise on the performance of the QHE defined in Section 2.1 by taking into account any thermodynamic cost that it may incur.

## 3 Model

To determine the efficiency of dephasing-assisted quantum heat engines numerically, we must develop technical tools to compute the thermodynamic cost of pure dephasing in the instantaneous eigenbasis. We ensure an unambiguous definition of the energy exchanged between the engine and its dephasing environment by utilizing an exact description that considers all degrees of freedom for both the engine and environment.

The numerical treatment of this description is achieved in Section 3.1 via the method of the Time Evolving Density matrices using Orthogonal Polynomials Algorithm (TEDOPA) [22, 23]. As this approach is computationally expensive we reduce the complexity of our numerical studies by considering the special case of an effective environment based on a single damped harmonic oscillator which is based on the Dissipation-Assisted Matrix Product Factorization (DAMPF) approach [19, 20] similar to applications of the reaction coordinate approach in thermodynamical machines [37–40]. This method, which we introduce in Section 3.2, allows for a compact and numerically efficient description of the dynamics of the heat engine and, as we verify via TEDOPA

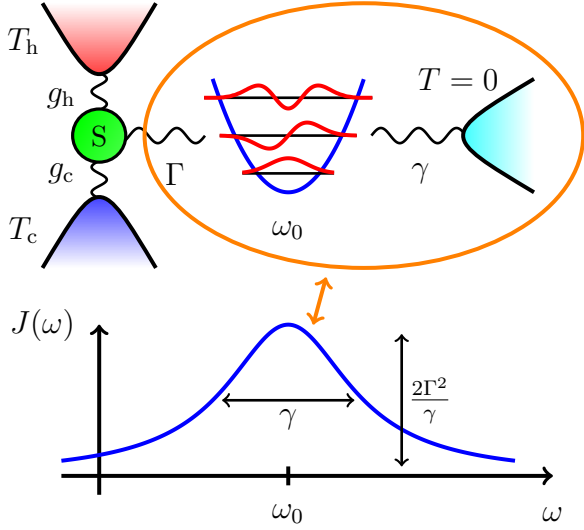


Figure 2: A dephasing bath is added to the QHE described in Fig. 1 to reduce quantum friction. This bath is modelled by a single harmonic mode with frequency  $\omega_0$  that couples to the working medium with strength  $\Gamma$ . Additionally, the harmonic mode is damped by a thermal Lindblad dissipator at zero temperature with damping rate  $\gamma$ . As described in the main text, this particular configuration acts in the same way on the reduced density operator of the working medium as a microscopically described bath with a Lorentzian spectral density  $J(\omega)$ , centered at  $\omega_0$  with width  $\gamma$  and height  $2\Gamma^2/\gamma$ .

in Section 3.3, its energy exchange with the dephasing environment.

### 3.1 Exact dephasing bath using TEDOPA

We begin with the microscopic description of a dephasing bath which is coupled to the working medium which is described by the Hamiltonian  $\hat{H}_S(t)$  from Eq. (1). The total microscopic Hamiltonian

$$\hat{H}(t) = \hat{H}_S(t) + \hat{H}_{\text{int}}(t) + \hat{H}_B \quad (25)$$

consists of three terms. The time-independent bath Hamiltonian

$$\hat{H}_B = \int_{-\infty}^{\infty} d\omega \omega \hat{a}_\omega^\dagger \hat{a}_\omega \quad (26)$$

describes the free evolution of the bath that consists of continuously distributed harmonic modes with creation (annihilation) operators  $\hat{a}_\omega^\dagger$  ( $\hat{a}_\omega$ ). The interaction of this bosonic environment with the working medium is described by

$$\hat{H}_{\text{int}}(t) = \hat{\sigma}_z(t) \otimes \int_{-\infty}^{\infty} d\omega \sqrt{\frac{\mathcal{J}(\omega)}{\pi}} (\hat{a}_\omega^\dagger + \hat{a}_\omega). \quad (27)$$

The interaction Hamiltonian  $\hat{H}_{\text{int}}(t)$  which commutes with the Hamiltonian of the working medium at all times thus describes pure dephasing in the instantaneous eigenbasis  $\{|g(t)\rangle, |e(t)\rangle\}$  of the working medium. The dynamics of the working medium under the action of this environment is fully characterized by the spectral density  $\mathcal{J}(\omega)$  [27, 41]. The continuum of harmonic modes and their coupling structure is not best suited for numerical simulations. The TEDOPA approach overcomes this difficulty by introducing a unitary mode transformation  $U_n(x)$  to an infinite but discrete set of eigenmodes with annihilation operators

$$\hat{b}_n = \int_{-\infty}^{\infty} d\omega U_n(\omega) \hat{a}_\omega, \quad (28)$$

for which the free bath Hamiltonian  $\hat{H}_B$  and the interaction Hamiltonian  $\hat{H}_{\text{int}}(t)$  can be re-expressed as

$$\hat{H}_B = \sum_{n=0}^{\infty} \omega_n \hat{b}_n^\dagger \hat{b}_n + t_n (\hat{b}_n^\dagger \hat{b}_{n+1} + \hat{b}_n \hat{b}_{n+1}^\dagger) \quad (29)$$

and

$$\hat{H}_{\text{int}}(t) = c_0 \hat{\sigma}_z(t) \otimes (\hat{b}_0^\dagger + \hat{b}_0). \quad (30)$$

Thus, the new modes describe a one-dimensional semi-infinite harmonic chain with nearest-neighbor interaction, which couples to the working medium exclusively via the first site of the chain - a geometry that is particularly well suited for efficient simulation with tensor networks [22, 23]. Moreover, in TEDOPA we can keep track of the exact state of the environment for the entire duration of the simulation, allowing for the calculation of arbitrary expectation values involving environment operators. These features enable a detailed analysis of correlations and energy flows between the working medium and dephasing environment, which is necessary for the analysis of the thermodynamical cost of dephasing noise. In the numerical simulations, we truncate the dimension of the local Hilbert spaces of each harmonic mode and the length of the semi-infinite chain to a finite size (the incurred error can be bounded [42, 43] rigorously). The finite length of the chain limits the total simulation time, as excitations from the working medium travel through the chain with finite speed and are reflected at the end of the chain. The time-evolution of the working medium accumulates significant error only after the reflected excitations

reach the working medium again. This can be prevented by choosing a sufficiently long chain or the addition of a Markovian closure at the end of a shorter chain [44]. Despite such improvements, TEDOPA simulations require significant computational resources, especially for strong dephasing and fast operation of the QHE. In these regimes, we observe strong correlations between working medium and bath, as well as highly populated harmonic modes in the initial parts of the TEDOPA chain, requiring accurate description with large local dimensions in the tensor network simulations.

In the next section we address this challenge by specialising the environmental spectral density in a manner that allows us to obtain the numerically exact dynamics of the working medium and, at the same time, allows us to keep track of the energy which is transferred from the working medium to the dephasing bath. This is achieved within the framework of the Dissipation-Assisted Matrix Product Factorization (DAMPF) approach [19, 20] (see also the reaction coordinate approach in thermodynamical machines [37–40]) which we introduce in the next Sections 3.2 and 3.3.

### 3.2 Dephasing DAMPF bath

The DAMPF approach [19, 20] represents the environmental spectral density as a combination of Lorentzians which correspond to harmonic oscillators that are damped with local dissipators to a Markovian environment. For the following we simplify this description further by restricting attention to a single damped harmonic oscillator with creation (annihilation) operator  $\hat{b}^\dagger$  ( $\hat{b}$ ) that is coupled to the working medium and, to facilitate analytical expressions, to a heat bath at zero temperature as shown in Fig. 2. The finite temperature case will be treated later. This model yields the same bath correlation function as the microscopic description Eq. (25) with a Lorentzian spectral density

$$J(\omega) = \frac{2\Gamma^2\gamma}{\gamma^2 + 4(\omega - \omega_0)^2} \quad (31)$$

and therefore leads to the same dynamics in the working medium [45]. The Hamiltonian of this DAMPF system reads

$$\hat{H}_D(t) = \hat{H}_S(t) + \hat{H}_{\text{int}}(t) + \hat{H}_{\text{osc}} \quad (32)$$

with the interaction Hamiltonian

$$\hat{H}_{\text{int}}(t) = \Gamma \hat{\sigma}_z(t) \otimes (\hat{b}^\dagger + \hat{b}) \quad (33)$$

and the free Hamiltonian

$$\hat{H}_{\text{osc}} = \omega_0 \hat{b}^\dagger \hat{b} \quad (34)$$

of the harmonic mode. The coupling of this harmonic mode to a zero temperature Markovian bath is described by the Lindbladian

$$\mathcal{L}_{\text{osc}}[\hat{\rho}] = \gamma \left( \hat{b} \hat{\rho} \hat{b}^\dagger - \frac{1}{2} \{ \hat{b}^\dagger \hat{b}, \hat{\rho} \} \right). \quad (35)$$

The full master equation of the working medium and the harmonic mode reads

$$\begin{aligned} \frac{d}{dt} \hat{\rho}(t) = & -i \left[ \hat{H}_D(t), \hat{\rho}(t) \right] + \mathcal{L}_{\text{osc}}[\hat{\rho}(t)] \\ & + \mathcal{L}_c(t)[\hat{\rho}(t)] + \mathcal{L}_h(t)[\hat{\rho}(t)] \end{aligned} \quad (36)$$

where we also include the thermal baths from Section 2.1.

### 3.3 Bath energy in DAMPF simulations

In the DAMPF picture we have access only to the effective mode  $\hat{b}$  and we are not able to keep track of the state of the continuum of modes that realise the Lorentzian spectral density. Despite of this limitation, we can determine the bath energy  $\langle \hat{H}_B(t) \rangle$  which is required to quantify the thermodynamical cost of dephasing noise by separating the unitary and non-unitary part in the time-evolution of Eq. (36) via the Suzuki-Trotter decomposition [46, 47]. In leading order, we find that the map that evolves the state unitarily from time  $t$  to time  $t + dt$  can be written as

$$\mathcal{U}_{dt}[\hat{\rho}(t)] = e^{-i\hat{H}_D(t)dt} \hat{\rho}(t) e^{i\hat{H}_D(t)dt} \quad (37)$$

The non-unitary part of the time-evolution

$$\mathcal{G}_{dt}^{(\text{tot})}[\hat{\rho}(t)] = e^{(\mathcal{L}_{\text{osc}} + \mathcal{L}_c(t) + \mathcal{L}_h(t))dt}[\hat{\rho}(t)] \quad (38)$$

can be split into three consecutive maps

$$\mathcal{G}_{dt}^{(\text{tot})} = \mathcal{G}_{dt}^{(\text{osc})} \circ \mathcal{G}_{dt}^{(c)} \circ \mathcal{G}_{dt}^{(h)} \quad (39)$$

without any Trotter error since  $[\mathcal{L}_x(t), \mathcal{L}_{\text{osc}}(t)] = 0$  at all times  $t$  and for  $x \in \{h, c\}$  and  $[\mathcal{L}_h(t), \mathcal{L}_c(t)] = 0$  as those two environments do not couple to the working medium at the same



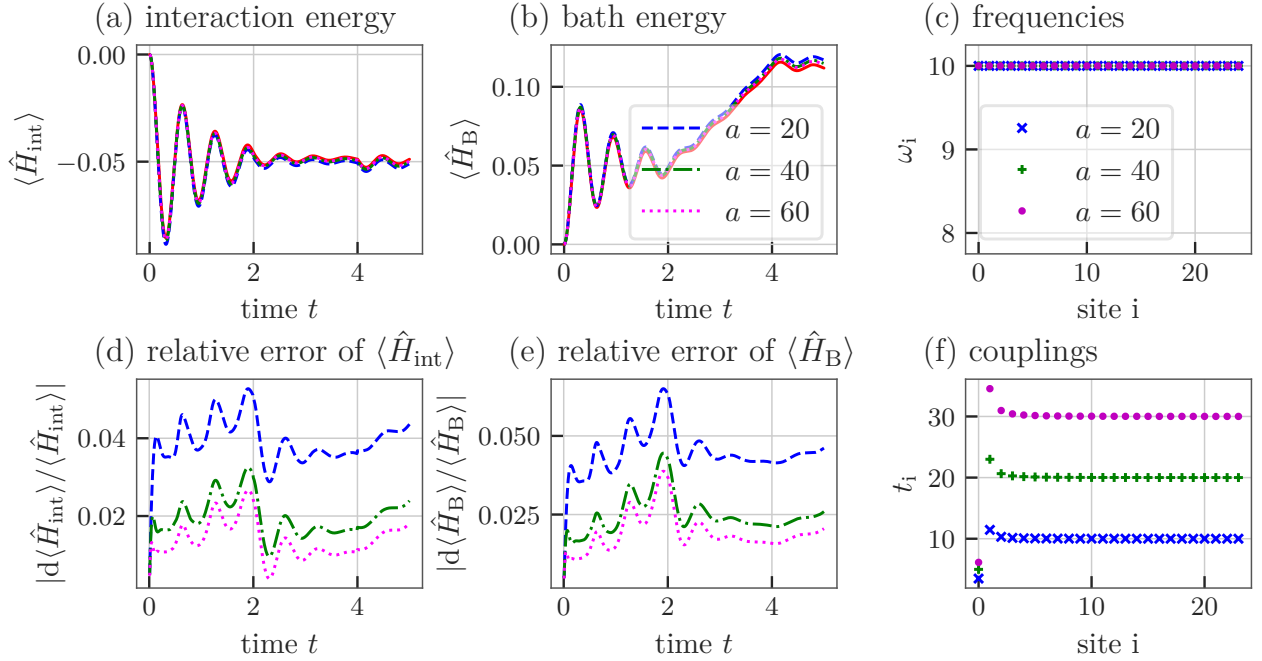


Figure 3: Comparison of the interaction energy  $\langle \hat{H}_{\text{int}}(t) \rangle$  in (a) and the bath energy  $\langle \hat{H}_{\text{B}}(t) \rangle$  in (b) obtained with the numerically exact TEDOPA simulations for different supports  $[\omega_0 - a, \omega_0 + a]$  of the spectral density  $J(\omega)$  and with DAMPF simulations (red, solid) via eq. Eq. (43). We chose the parameters  $\Gamma = 0.5$ ,  $\omega_0 = 10$ ,  $\gamma = 2$  and  $\tau_x = 2$  for all  $x$ . The remaining parameters are chosen as in Section 4. We only show the initial parts of the simulation with factorized initial state  $\hat{\rho}_0 = \mathcal{Z}^{-1} e^{-\hat{H}_{s,c}/T_c} \otimes |0\rangle\langle 0|$  due to the complexity of the TEDOPA simulations. Panels (d) and (e) show that the relative error  $d(\hat{H}_x) = |\langle \hat{H}_x^{(\text{T})} \rangle - \langle \hat{H}_x^{(\text{D})} \rangle|$  between the interaction and bath energies obtained with TEDOPA  $\langle \hat{H}_x^{(\text{T})} \rangle$  and DAMPF  $\langle \hat{H}_x^{(\text{D})} \rangle$  rapidly converges to zero in the limit  $a \rightarrow \infty$ . As discussed in the main text, we are not able to simulate the model for infinite support since the couplings between the TEDOPA modes diverge if the support is increased as depicted in (f) whereas the frequencies in (c) do not change.

time. We define the formal time-evolution of each Lindbladian  $\mathcal{L}_x(t)$  via the map

$$\mathcal{G}_{dt}^{(x)}[\hat{\rho}(t)] = e^{\mathcal{L}_x(t)dt}[\hat{\rho}(t)]. \quad (40)$$

There is no need for time-ordering as all Lindbladians are piecewise constant. Combining the unitary and the Lindbladian evolutions, the second order Suzuki-Trotter decomposition is given by

$$\hat{\rho}(t + dt) = \left( \mathcal{U}_{dt/2} \circ \mathcal{G}_{dt}^{(\text{th})} \circ \mathcal{G}_{dt}^{(\text{osc})} \circ \mathcal{U}_{dt/2} \right) [\hat{\rho}(t)] + \mathcal{O}(dt^3), \quad (41)$$

where the thermal propagator  $\mathcal{G}_{dt}^{(\text{th})} = \mathcal{G}_{dt}^{(\text{h})} \circ \mathcal{G}_{dt}^{(\text{c})}$  accounts for the time-evolution of both thermal baths. Now, we measure the energy of the system before and after the non-unitary evolution to obtain the differential energy

$$dE_x(t) = \text{Tr} \left\{ \hat{H}_D(t) \left( \mathcal{G}_{dt}^{(x)}[\hat{\rho}(t)] - \hat{\rho}(t) \right) \right\} \quad (42)$$

that is exchanged between the system and the Lindbladian bath  $x \in \{\text{osc}, \text{h}, \text{c}\}$  within the time  $dt$ . The total exchanged energy is calculated with a numerical integration of the differential energy. The dephasing bath consists of the harmonic mode and the Lindblad dissipator. Hence, the energy stored in the dephasing bath

$$E_{\text{deph}}(t) = \text{Tr} \left\{ \hat{H}_{\text{osc}} \hat{\rho}(t) \right\} - \int_0^t dt' \frac{dE_{\text{osc}}(t')}{dt'} \quad (43)$$

consists of those two energy contributions. The minus sign accounts for the fact that dissipated energy  $dE_{\text{osc}}$  from Eq. (42) is negative if energy leaves the system to the bath. We have verified the accuracy of Eq. (43) in simulations with finite  $dt$  using the numerical exact TEDOPA simulations of the microscopic description of the dephasing bath from Eq. (25) using the python library MPNUM [48]. The numerical results are presented in Fig. 3, where the calculations of the time-dependent interaction energy  $\langle \hat{H}_{\text{int}}(t) \rangle$  are

compared in (a) and (d) and the results for the time-dependent bath energy  $E_{\text{deph}}(t) = \langle \hat{H}_{\text{B}}(t) \rangle$  are compared in (b) and (e) for both numerical methods. We use a finite support  $[\omega_0 - a, \omega_0 + a]$  for the TEDOPA simulations as the couplings  $t_i$  of the TEDOPA chain Hamiltonian from Eq. (29) diverge in the limit  $a \rightarrow \infty$  as shown in panel (f). Large coupling strengths require significant computational resources as the characteristic time-scale of the interaction between neighboring sites is proportional to the reciprocal coupling strength. Nevertheless, the numerical results of the TEDOPA method converge towards those of DAMPF in the limit  $a \rightarrow \infty$  according to panels (d) and (e).

### 3.4 Power maximisation

In Section 4.2, we investigate the performance of the QHE for different dephasing strengths, specifically focusing on the efficiency at maximum power output. To achieve this, we fix the parameters of the working medium and the dephasing bath, and then optimise the power of the QHE with respect to the stroke durations  $\tau_x$  for  $x \in \{\text{com}, \text{h}, \text{exp}, \text{c}\}$ . The optimisation is performed by a gradient search in the four search parameters<sup>3</sup>.

There are two different possible optimisation targets for the QHE under the action of a dephasing environment. The first restricts the definition of the power from Eq. (14) to the energetic changes of the two-level system, which is considered to be the only working medium. In other words, we take the definitions of work and heat exchange from Eqs. (9), (10), (12) and (13) with the reduced system states  $\hat{\rho}_{\text{S},i} = \text{Tr}_{\text{osc}} \{ \hat{\rho}_i \}$  where the indices  $i$  label the end points of the strokes in the Otto cycle (see Fig. 1).

The alternative is providing a more complete definition of work and heat that also accounts for the energy of the dephasing environment which can be interpreted as an extension of the working medium that has to be taken into account in thermodynamic considerations. Hence, we redefine the work that is extracted during the compression stroke from Eq. (9) by also considering

<sup>3</sup>This optimisation algorithm does not guarantee to find the global power maximum. However, the results provide a lower bound of the power, which supports the main statement of this work.

the interaction energy  $\langle \hat{H}_{\text{int}}(t) \rangle$  and the energy  $E_{\text{deph}}(t)$  contained in the dephasing bath from Eq. (43). The final expression of the extracted work with respect to the total energy in working medium and dephasing bath reads

$$\Delta W_{\text{com}}^{(\text{tot})} = \text{Tr} \left\{ \hat{H}_{\text{D},\text{h}} \hat{\rho}_1 \right\} - \text{Tr} \left\{ \hat{H}_{\text{D},\text{c}} \hat{\rho}_0 \right\} - \int_{\tau_0}^{\tau_1} dt \frac{dE_{\text{osc}}(t)}{dt}, \quad (44)$$

where the times  $\tau_0$  and  $\tau_1$  are the start and end times of the compression stroke. The work done on the working medium during the expansion stroke

$$\Delta W_{\text{exp}}^{(\text{tot})} = \text{Tr} \left\{ \hat{H}_{\text{D},\text{c}} \hat{\rho}_3 \right\} - \text{Tr} \left\{ \hat{H}_{\text{D},\text{h}} \hat{\rho}_2 \right\} - \int_{\tau_2}^{\tau_3} dt \frac{dE_{\text{osc}}(t)}{dt} \quad (45)$$

is redefined analogously. The heat exchanges during the thermalisation can be expressed as

$$\Delta Q_{\text{h}}^{(\text{tot})} = \text{Tr} \left\{ \hat{H}_{\text{D},\text{h}} \hat{\rho}_2 \right\} - \text{Tr} \left\{ \hat{H}_{\text{D},\text{h}} \hat{\rho}_1 \right\} - \int_{\tau_1}^{\tau_2} dt \frac{dE_{\text{osc}}(t)}{dt} \quad (46)$$

for the hot bath and as

$$\Delta Q_{\text{c}}^{(\text{tot})} = \text{Tr} \left\{ \hat{H}_{\text{D},\text{c}} \hat{\rho}_4 \right\} - \text{Tr} \left\{ \hat{H}_{\text{D},\text{c}} \hat{\rho}_3 \right\} - \int_{\tau_3}^{\tau_4} dt \frac{dE_{\text{osc}}(t)}{dt} \quad (47)$$

for the cold bath. Moreover, we define the total extracted work per cycle

$$\Delta W_{\text{ext.}}^{(\text{tot})} = - \left( \Delta W_{\text{com}}^{(\text{tot})} + \Delta W_{\text{exp}}^{(\text{tot})} \right) \quad (48)$$

analogously to the extracted work  $\Delta W_{\text{ext.}}^{(\text{sys})}$  from Eq. (11) that only considers the energy of the working medium. The resulting definition for the power reads

$$P^{(\text{tot})} = \frac{\Delta W_{\text{ext.}}^{(\text{tot})}}{\tau_{\text{cycle}}} \quad (49)$$

that includes the total energy of working medium and dephasing bath. The corresponding efficiency is given by

$$\eta^{(\text{tot})} = \frac{\Delta W_{\text{ext.}}^{(\text{tot})}}{\Delta Q_{\text{h}}^{(\text{tot})}}. \quad (50)$$

The optimisation is performed with respect to the power in steady state operation. For that, we simulate the dynamics of the heat engine for some cycles until we see convergence of the results of two consecutive cycles. Our simulation results show that this stationary regime is reached very fast, typically after three cycles.

### 3.5 Effective dephasing rate

The dephasing bath is fully described by the spectral density  $J(\omega)$  from Eq. (31) with the parameters  $\Gamma$ ,  $\gamma$  and  $\omega_0$ . However, it will be convenient to define a single parameter that characterizes the effect of the bath in order to facilitate the comparison of different dephasing baths. Hence, we calculate an effective dephasing rate  $\Gamma_{\text{eff}}(\Gamma, \gamma, \omega_0)$  that is then related to the ability of the bath to boost the performance of the QHE. To this end, we analyse the time-evolution of an initial preparation of the form

$$|\psi_0\rangle = \frac{1}{\sqrt{2}}(|e(t_0)\rangle_S + |g(t_0)\rangle_S) \otimes |0\rangle_B, \quad (51)$$

that contains coherences between the energy eigenstates  $|e(t_0)\rangle$  and  $|g(t_0)\rangle$ , under the time-independent microscopic Hamiltonian  $\hat{H}(t_0)$  from Eq. (25) with fixed time parameter  $t_0$ . We can solve the time-evolution

$$|\psi(t)\rangle = \mathcal{U}(t) |\psi_0\rangle \quad (52)$$

analytically as the Hamiltonian  $\hat{H}(t_0)$  describes the time-independent spin-boson model [41]. Afterwards, we use this result to calculate the absolute value of the coherences

$$|c(t)| = |\langle \psi(t) | g \rangle_S \langle e | \psi(t) \rangle| = \frac{1}{2} e^{\Gamma(t)} \quad (53)$$

and the decoherence function  $\Gamma(t)$ . The factor  $\frac{1}{2}$  ensures the initial condition  $\Gamma(0) = 0$  for the initial state that was chosen in Eq. (51). The analytical solution of the spin-boson model [41] yields the decoherence function

$$\Gamma(t) = - \int_{-\infty}^{\infty} d\omega \frac{1}{2} |\alpha_\omega(t)|^2 \quad (54)$$

with the amplitudes

$$\alpha_\omega(t) = 2\sqrt{\frac{J(\omega)}{\pi}} \frac{1 - e^{i\omega t}}{\omega}. \quad (55)$$

The decoherence function shows oscillations for small times  $t$  as the environment is not Markovian. However, we aim for the calculation of an effective dephasing rate  $\Gamma_{\text{eff}}$  which corresponds to a linear approximation

$$\Gamma(t) \approx -\Gamma_{\text{eff}} t \quad (56)$$

of the decoherence function which is, as we will show now, valid in the limit  $t \rightarrow \infty$ . For this, we take the spectral density from Eq. (31) and plug it into Eq. (54), which, after substituting  $\omega t = x$ , yields the integral

$$\Gamma(t) = - \frac{8\Gamma^2\gamma t}{\pi} \int_{-\infty}^{\infty} dx \frac{1 - \cos(x)}{x^2 \left(\gamma^2 + 4\left(\frac{x}{t} - \omega_0\right)^2\right)} \quad (57)$$

that we would like to solve in the limit  $t \rightarrow \infty$ . The integrand

$$g(x, t) = \frac{1 - \cos(x)}{x^2 \left(\gamma^2 + 4\left(\frac{x}{t} - \omega_0\right)^2\right)} \quad (58)$$

converges uniformly

$$g(x, t) \xrightarrow{\text{unif.}} g(x) = \frac{1 - \cos(x)}{x^2 (\gamma^2 + 4\omega_0^2)} \quad (59)$$

which implies that we can calculate the integral over  $g(x, t)$  in the limit of large times as

$$\lim_{t \rightarrow \infty} \int_{-\infty}^{\infty} dx g(x, t) = \int_{-\infty}^{\infty} dx g(x) = \frac{\pi}{\gamma^2 + 4\omega_0^2}. \quad (60)$$

We use this result to determine the expression for the decoherence function as

$$\Gamma(t) \approx - \frac{8\Gamma^2\gamma}{\gamma^2 + 4\omega_0^2} t, \quad (61)$$

which is valid in the limit of large times  $t \rightarrow \infty$ . This linear approximation allows us to define the effective decoherence rate

$$\Gamma_{\text{eff}} = \frac{8\Gamma^2\gamma}{\gamma^2 + 4\omega_0^2} \quad (62)$$

that characterizes the time-scale on which coherences are damped in the QHE. Hence, this quantity determines the ability of the dephasing bath to boost the power of the QHE. For this reason, the effective dephasing rate Eq. (62) will be used as the main parameter describing the dephasing bath in the next chapters.

## 4 Numerical results

In this section we present the numerical results for the QHE discussed in Section 3 for different effective dephasing rates. First, the explicit time-dependence of the system Hamiltonian  $\hat{H}_S(t)$  and the remaining parameters are defined in Section 4.1. Then we proceed to maximise the power of the QHE for different effective dephasing rates numerically and present and discuss those results and the corresponding efficiencies in Section 4.2. In the limit of strong dephasing rates, the maximum power surpasses that of the noiseless QHE at the cost of an increased heat consumption from the hot bath that flows into the dephasing bath and which is further analysed in Section 4.3.

### 4.1 System parameters

In our system the time-dependent Hamiltonian of the working medium takes the explicit form

$$\hat{H}_S(t) = \frac{\omega}{2} \hat{\sigma}_z^{(0)} + \frac{\Omega(t)}{2} \hat{\sigma}_x^{(0)} = \frac{\varepsilon(t)}{2} \hat{\sigma}_z(t) \quad (63)$$

which describes a TLS with frequency  $\omega$  that is subject to an external control field with time-dependent Rabi frequency  $\Omega(t)$ . This Rabi frequency  $\Omega(t)$  takes the constant values  $\Omega(t) = 0$  in the cold thermalisation stroke and  $\Omega(t) = \Omega_0$  in the hot thermalisation stroke. It increases (decreases) linearly in the compression (expansion) stroke for a time  $\tau_{\text{com}}$  ( $\tau_{\text{exp}}$ ) starting with 0 ( $\Omega_0$ ) and ending with  $\Omega_0$  (0).

For definiteness, we fix the parameters of the working medium throughout the rest of the text. We choose  $\omega = 1$  and  $\Omega_0 = 0.5$  which results in the energy gaps  $\varepsilon_c = 1$  and  $\varepsilon_h = \sqrt{\omega^2 + \Omega_0^2} \approx 1.118$  during the cold and hot thermalisation strokes. The mean photon numbers of the hot and cold thermal baths are  $n_h = 0.4857$  and  $n_c = 0.0524$  which translates into the temperatures  $T_h = 3$  and  $T_c = 1$  respectively. Both thermal baths couple with the strength  $\gamma_h = \gamma_c = 0.5$  to the working medium. With those parameters we find that the specific heat engine discussed in Section 2.2 has an efficiency under quasi-static operation of  $\eta_{\text{max}}^{(\text{sys})} = 1 - \varepsilon_c/\varepsilon_h = 0.106$ . As the Carnot efficiency  $\eta_C = 1 - T_c/T_h = 0.67$  and the Curzon-Ahlborn efficiency  $\eta_{CA} = 1 - \sqrt{T_c/T_h} = 0.42$  are larger we do not analyse the performance of the QHE in the regime of the Carnot and the Curzon-Ahlborn efficiency as this would require a

more detailed examination and optimisation over the parameter space of the energy gaps  $\varepsilon_x$  and the temperatures  $T_x$ . We will rather focus on the effect of different dephasing rates on the performance of a QHE with fixed energy gaps and temperatures, as detailed in the following sections.

### 4.2 Power maximisation

We calculate the maximum power of the QHE for both definitions of the power  $P^{(\text{tot})}$  (see Eq. (49)) and  $P^{(\text{sys})}$  (see Eq. (14)). For concreteness, we fix the frequency of the harmonic oscillator  $\omega_0 = 1024$  and the coupling constant to the zero temperature dephasing bath to  $\gamma = 128$  and only vary the coupling strength  $\Gamma$  between the working medium and the harmonic mode. The maximum power for both definitions  $P_{\text{max}}^{(x)}$ ,  $x \in \{\text{tot}, \text{sys}\}$ , is shown in Fig. 4 (a) over the effective dephasing rate  $\Gamma_{\text{eff}}$ . These results show that the power of the QHE can be boosted with the help of strong dephasing noise for both definitions of power.

In our example, we observe an intermediate regime in which the maximum possible power of the QHE is reduced for moderate dephasing rates compared to the dephasing-free QHE. This reduction can be attributed to coherent oscillations of the energy eigenstate populations  $p_e(t) = \langle e(t) | \hat{\rho}_S(t) | e(t) \rangle$  and  $p_g(t) = \langle g(t) | \hat{\rho}_S(t) | g(t) \rangle$ , occurring at finite driving speeds. These oscillations enable a fine-tuning of the compression and expansion stroke durations,  $\tau_{\text{com}}$  and  $\tau_{\text{exp}}$ , respectively, so that the final populations closely match the initial populations. This approach approximates a quasi-adiabatic process despite the intermediate non-adiabatic evolution - an effect utilised in the so-called shortcuts to adiabaticity [16, 36]. However, the stroke duration is constrained by the characteristic time-scale of these oscillations, as the initial and final populations cannot be made to match if the strokes are shorter than one period of these oscillations. Indeed, the optimal cycle times  $\tau_{\text{cycle}}$  remain essentially constant over a wide range of dephasing rates, as shown in Fig. 4 (b).

In the presence of dephasing noise, those coherent oscillations are damped, leading to losses. As a result, we can no longer obtain a revival of the initial populations at the end of the compression/expansion stroke. The extracted work per cycle is therefore reduced, as shown in Fig. 4 (d), and the power drops, as observed in Fig. 4

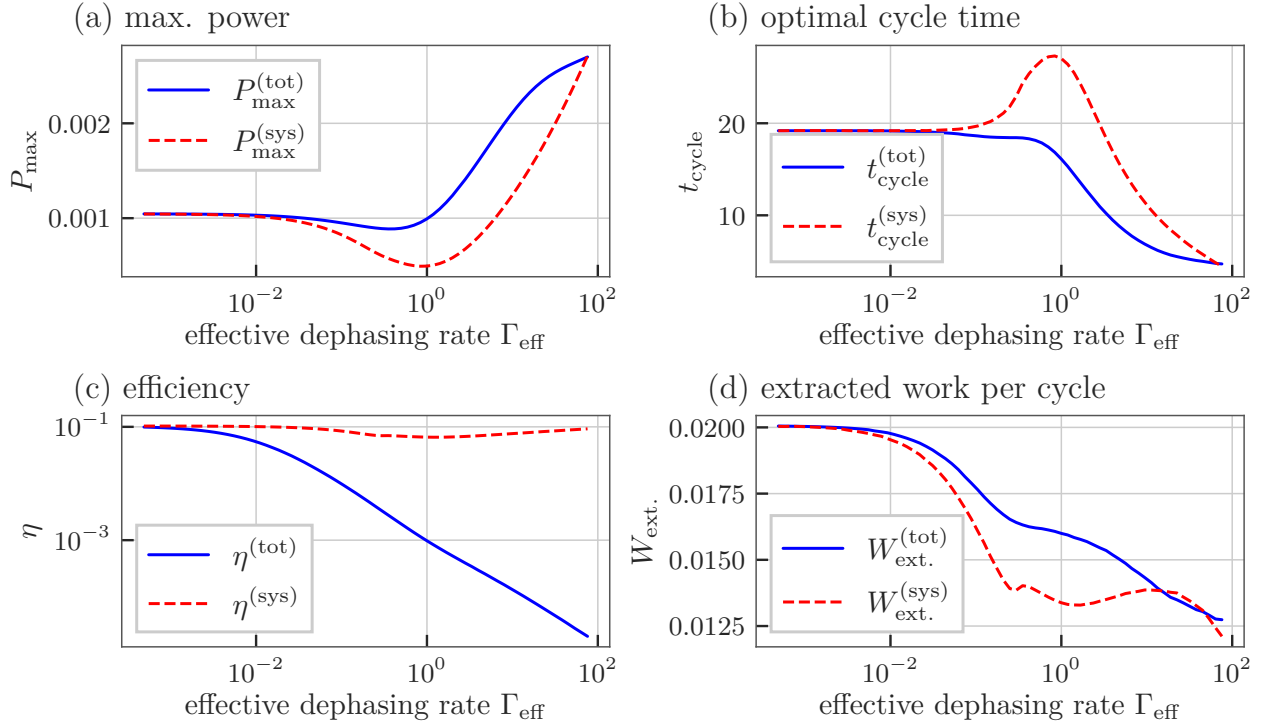


Figure 4: Power maximisation of the QHE for both target functions  $P^{(\text{tot})}$  (see Eq. (49)) and  $P^{(\text{sys})}$  (see Eq. (14)) for different effective dephasing rates  $\Gamma_{\text{eff}}$ . All quantities and parameters are defined in the main text. The maximum power in (a) is enhanced in the regime of strong dephasing rates whereas it attains a minimum in the regime of moderate dephasing rates for both target functions. The corresponding efficiency  $\eta^{(\text{tot})}$  in (c) drops if the energy of the dephasing bath is accounted for in the thermodynamical considerations. Otherwise, the efficiency  $\eta^{(\text{sys})}$  does not change significantly over the whole range of  $\Gamma_{\text{eff}}$ . From panels (b) and (d) we infer that the improvement of the maximum power  $P_{\text{max}} = W_{\text{ext.}}/\tau_{\text{cycle}}$  is achieved by the ability to run the machine faster within the time  $\tau_{\text{cycle}}$ . The gain of speed surpasses the friction-induced losses of the extracted work  $W_{\text{ext.}}$ .

(a). However, the QHE can operate faster in the regime of strong dephasing rates, as the coherent oscillations of the populations are overdamped due to the strong dephasing noise. This overdamping allows for fast, nearly adiabatic compression and expansion strokes. The optimal cycle time drops rapidly in the regime of strong dephasing noise, as shown in Fig. 4 (b), and overcompensates the frictional losses. Hence, the maximum power increases, even though less work is extracted from the QHE in each cycle, as observed in Fig. 4 (d).

Finally, we shift our focus to the efficiencies of the QHE, corresponding to the two different power definitions in Fig. 4 (c). We observe that if the energy stored in the dephasing bath from Eq. (43) is included in the thermodynamical considerations, the corresponding efficiency  $\eta^{(\text{tot})}$  drops significantly for large dephasing rates. In contrast, the efficiency  $\eta^{(\text{sys})}$ , which only considers the energy changes within the working

medium, remains near the maximum efficiency  $\eta_{\text{max}}^{(\text{sys})} = 0.106$  from Eq. (23) over the entire range of effective damping rates.

The major difference in the behaviour of the efficiencies  $\eta_{\text{max}}^{(\text{sys})}$  and  $\eta_{\text{max}}^{(\text{tot})}$  indicates that the consideration of the energy of the dephasing bath is crucial for a correct thermodynamical description of dephasing assisted QHEs. If it is ignored, the thermodynamical cost of dephasing noise is hidden and it appears to be possible to increase the power  $P_{\text{max}}^{(\text{sys})}$  without loss of efficiency  $\eta^{(\text{sys})}$ . In the following Section 4.3 we investigate the origin of the drop of the efficiency  $\eta^{(\text{tot})}$  in more detail.

### 4.3 Additional thermodynamic cost

In Fig. 4 (c), we observed that the efficiency of the QHE defined as  $\eta^{(\text{tot})} = \Delta W_{\text{ext.}}^{(\text{tot})} / \Delta Q_{\text{h}}^{(\text{tot})}$  drops rapidly in the regime of large effective dephasing rates  $\Gamma_{\text{eff}}$ . The moderate drop in the extracted work per cycle  $\Delta W_{\text{ext.}}^{(\text{tot})}$  that we observed in Fig. 4



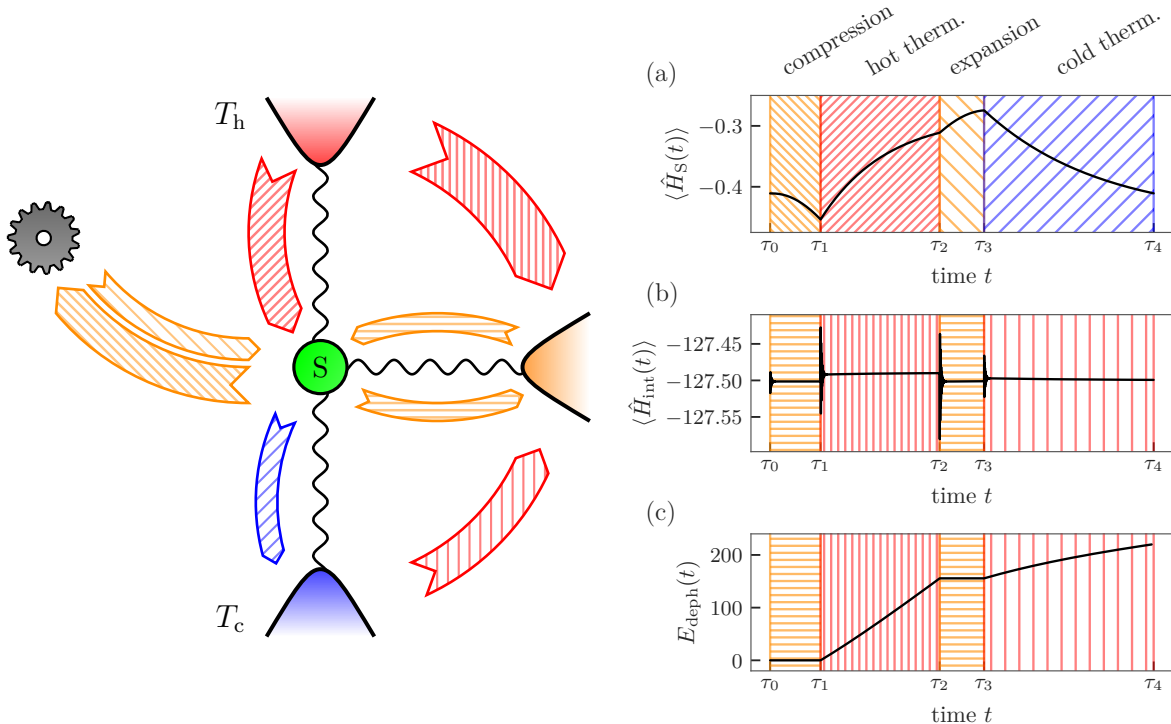


Figure 5: Heat flows within the dephasing assisted QHE with the parameters from Section 4.3 for one cycle. We consider the system, interaction and bath energy separately in order to identify the relevant work and heat flows between the components of the QHE. The work and heat flows are shade coded in order to link the left and right side. The times  $\tau_i$  correspond to the times within the Otto cycle as defined in Fig. 1. The energy changes within the working medium in (a) can be identified as work exchange with the control field and heat exchange with the thermal baths in an Otto cycle (cf. Section 2.1). The interaction energy  $\langle \hat{H}_{\text{int}}(t) \rangle$  in (b) shows fast oscillations at the beginning of each stroke that are caused by the instantaneous coupling and decoupling of the thermal baths. However, noticing the scale, we conclude that the energy fluctuations are small compared to the energy fluctuations in the working medium and the dephasing baths. The energy of the dephasing bath in (c) increases during the thermalisation strokes of the Otto cycle. This energy has to originate from the thermal baths as there is no other source of energy during the thermalisation strokes. The transferred heat is much larger than the work and heat exchanges within the working medium and is responsible for the reduction in the efficiency of the QHE.

(d) is not sufficient to explain the loss of efficiency and it is rather found to be rooted in an enhanced heat consumption  $\Delta Q_h^{\text{(tot)}}$  of the QHE. This motivates a closer examination of the internal dynamics of this QHE in order to identify the origin of this enhanced heat consumption.

To be specific, we consider a QHE with parameters from Section 4.2 and fix the value of  $\Gamma = 256$  which corresponds to an effective dephasing rate  $\Gamma_{\text{eff}} = 15.94$ . We chose this noise strength to illustrate a situation where the maximum power output in Fig. 4 is improved compared to the noiseless case. In Fig. 5 we plot the time-dependence of the system energy  $\langle \hat{H}_S(t) \rangle$ , the interaction energy  $\langle \hat{H}_{\text{int}}(t) \rangle$  and the dephasing bath energy  $E_{\text{deph}}(t)$  defined in Eq. (43). We identify the energy changes in those quantities and we indicate the work and heat flows between

the different components of the QHE graphically on the left hand side.

First,  $\langle \hat{H}_S(t) \rangle$  in Fig. 5 (a) describes the energy changes within the system only. One can clearly identify the different strokes of the QHE and the associated work and heat flows which behave as expected for a QHE. Fig. 5 (b) on the other hand shows that there are only small energy fluctuations in the interaction energy  $\langle \hat{H}_{\text{int}}(t) \rangle$  and Fig. 5 (c) shows that changes in the bath energy  $E_{\text{deph}}(t)$  remain negligible during the compression and expansion strokes. The main result of this analysis is the observation of an energy change in the dephasing bath during the thermalisation strokes with both the hot and the cold thermal bath. In both cases we observe that a large amount of heat is transferred from the thermal bath to the dephasing bath during

these strokes. The source of this heat must be the thermal baths as the Hamiltonian is time-independent during the thermalisation strokes and there is no other source of energy. As this amount of heat is large compared to the heat that is transferred from the thermal bath to the system, the efficiency in Fig. 4 (c) drops rapidly if the energy of the dephasing bath is taken into account.

In summary, the dephasing bath is able to increase the power output by allowing for faster compression and expansion strokes and this process consumes a negligible amount of energy of the dephasing bath. However, there is a large irreversible heat flow to the dephasing bath during the thermalisation strokes which, when accounted for, is responsible for the reduction of the thermodynamical efficiency of the QHE. In the following Section 5.2 we provide an analytical underpinning for this reasoning by computing analytical upper and lower bounds on the additional heat flow.

## 5 Analytical treatment

In this section we derive analytic expressions for the numerical results of Section 4. In Section 5.1 we use numerical evidence to justify an ansatz for the state of heat engine and dephasing environment and then derive an analytic expression of the joint state of working medium and dephasing bath. Section 5.2 uses this expression to calculate bounds on the dissipated heat. The validity of these analytical results is then checked by comparison with the numerical results of Section 4.

### 5.1 State of working medium and dephasing bath

Numerical evaluation of the joint quantum state of system and dephasing environment verifies that coherences in the system are, as expected, vanishingly small. This justifies an Ansatz

$$\hat{\rho}(t) = p_e(t) |e(t)\rangle\langle e(t)| \otimes \hat{\rho}_{\text{osc},e}(t) + p_g(t) |g(t)\rangle\langle g(t)| \otimes \hat{\rho}_{\text{osc},g}(t). \quad (64)$$

Further numerical calculations show that the states  $\hat{\rho}_{\text{osc},x}$  can be approximated well as coherent states with amplitude  $\alpha_x(t)$  and we use those to calculate the overlap

$$\mathcal{F}_x(t) = \langle \alpha_x(t) | \hat{\rho}_{\text{osc},x}(t) | \alpha_x(t) \rangle \quad (65)$$

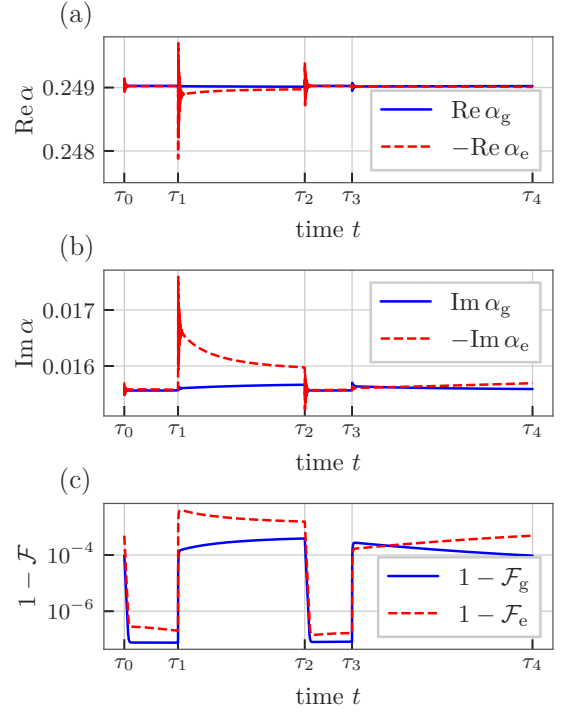


Figure 6: Properties of the state of the dephasing bath for the simulations from Section 4.3 which are used to justify the approximate shape of the state from Eq. (64). In panels (a) and (b), we show the displacements  $\alpha_e$  and  $\alpha_g$  of the oscillator states  $\hat{\rho}_{\text{osc},e}(t)$  and  $\hat{\rho}_{\text{osc},g}(t)$  over a whole cycle of the QHE where the times  $\tau_i$  have been defined in Fig. 1. The displacements of both states are nearly constant over the whole cycle and satisfy  $\alpha_g \approx -\alpha_e \approx \text{const}$ . The distance of the states  $\hat{\rho}_{\text{osc},e}(t)$  and  $\hat{\rho}_{\text{osc},g}(t)$  to coherent states is shown in panel (c) where we used the fidelity  $\mathcal{F}$  from Eq. (65).

of the coherent state  $|\alpha_x(t)\rangle$  and the state  $\hat{\rho}_{\text{osc},x}(t)$  to quantify the fidelity of the approximation. The results of these calculations are shown in Fig. 6 with the parameters from Section 4.3. The displacements of two states  $\hat{\rho}_{\text{osc},e}(t)$  and  $\hat{\rho}_{\text{osc},g}(t)$  are nearly constant in time over the whole cycle of the QHE. Moreover, both displacements take nearly the same value but with opposite sign, i.e.  $\alpha_e(t) \approx -\alpha_g(t) \approx -\alpha = \text{const}$ . The fidelity thus obtained is very close to unity. As a result we use the excellent approximation

$$\hat{\rho}(t) \approx p_e(t) |e(t)\rangle\langle e(t)| \otimes |-\alpha\rangle\langle -\alpha| + p_g(t) |g(t)\rangle\langle g(t)| \otimes |\alpha\rangle\langle \alpha| \quad (66)$$

as an Ansatz for the state of the QHE to motivate the following analytical treatment.

The next step is a derivation of the value of  $\alpha$  under the assumption that the working medium in contact with the strong dephasing bath is close

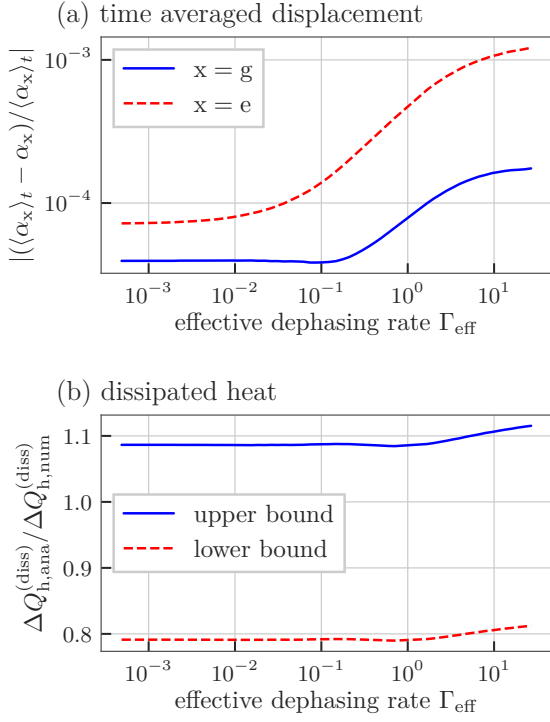


Figure 7: The accuracy of our analytical results for the displacements  $\alpha_g$  and  $\alpha_e$  of the harmonic mode in the steady state and the estimation of the dissipated heat  $\Delta Q_h^{(\text{diss})}$  is shown. We use the simulations from Section 4.2 with variable  $\Gamma_{\text{eff}}$  in both cases. (a) shows that the time-averaged displacement  $\langle \alpha_x \rangle_t$  matches the analytical value of  $\alpha_x$  from Eq. (69) well for both excited and ground state. (b) shows the ratio between the analytical bounds for the dissipated heat from Eq. (78) and the actual numerical result, which shows that the upper and lower bounds deviate from the actual result by 10% and 20% respectively, which is a quite good result given the wide range of  $\Delta Q_h^{(\text{diss})}$  which is proportional to  $\Gamma_{\text{eff}}$ .

to being equilibrated, i.e. in steady state. We neglect the effect of the thermal baths and include those in the next section perturbatively. Inserting the ansatz Eq. (66) in the corresponding equation for the steady state

$$0 = -i \left[ \hat{H}_D(t_0), \hat{\rho}_{\text{ss}} \right] + \mathcal{L}_{\text{osc}}[\hat{\rho}_{\text{ss}}] \quad (67)$$

for a specific time  $t_0$  we find

$$\begin{aligned} 0 = & p_e(t_0) |e(t_0)\rangle\langle e(t_0)| \\ & \otimes \left\{ (i\Gamma\alpha - i\Gamma\alpha^* + \gamma|\alpha|^2) |-\alpha\rangle\langle -\alpha| \right. \\ & + (-i\Gamma + i\omega_0\alpha + \frac{\gamma}{2}\alpha) \hat{b}^\dagger |-\alpha\rangle\langle -\alpha| \\ & \left. + (i\Gamma - i\omega_0\alpha^* + \frac{\gamma}{2}\alpha^*) |-\alpha\rangle\langle -\alpha| \hat{b} \right\} \\ & + p_g(t_0) |g(t_0)\rangle\langle g(t_0)| \\ & \otimes \left\{ (i\Gamma\alpha - i\Gamma\alpha^* + \gamma|\alpha|^2) |\alpha\rangle\langle \alpha| \right. \\ & + (i\Gamma - i\omega_0\alpha - \frac{\gamma}{2}\alpha) \hat{b}^\dagger |\alpha\rangle\langle \alpha| \\ & \left. + (-i\Gamma + i\omega_0\alpha^* - \frac{\gamma}{2}\alpha^*) |\alpha\rangle\langle \alpha| \hat{b} \right\} \quad (68) \end{aligned}$$

which yields

$$\alpha = 2\Gamma \frac{2\omega_0 + i\gamma}{4\omega_0^2 + \gamma^2}. \quad (69)$$

The populations  $p_e$  and  $p_g$  of the excited and ground state remain free parameters, that are fixed by the time-dependent dynamics of the Otto cycle. In Fig. 7 (a) we show the time-averaged displacement  $\langle \alpha_x \rangle_t$  from numerical simulations for different values of  $\Gamma_{\text{eff}}$  and compare those results to the analytical results which show good agreement. Moreover, we calculate the trace distance of the numerically and analytically calculated joint states of working medium and dephasing bath in Section 6.2 in particular in Fig. 10 (d) where we also observe only small deviations.

## 5.2 Dissipated heat

In Section 4 we observed that the additional heat consumption of the QHE occurs during the thermal strokes that couple the QHE to the thermal reservoirs. So far we have neglected the effect of the thermal heat baths and in the following we account for those perturbatively to leading order in our analytical treatment starting with the ansatz Eq. (66) and Eq. (69) which, as was demonstrated in Section 5.1, is a very good lowest order approximation to the actual state during the entire cycle. We perform a Suzuki-Trotter decomposition on the time-evolution as described in Eq. (41). For a small time step  $dt$  the action of the thermal propagator  $\mathcal{G}_{dt}^{(\text{th})}[\hat{\rho}_{\text{ss}}]$  on the steady state can be approximated as

$$\begin{aligned} \hat{\rho}_{\text{ss}} + d\hat{\rho}_{\text{ss}} &= \mathcal{G}_{dt}^{(\text{th})}[\hat{\rho}_{\text{ss}}] \\ &= \hat{\rho}_{\text{ss}} + \mathcal{L}_{\text{th}}[\hat{\rho}_{\text{ss}}]dt + \mathcal{O}(dt^2) \quad (70) \end{aligned}$$

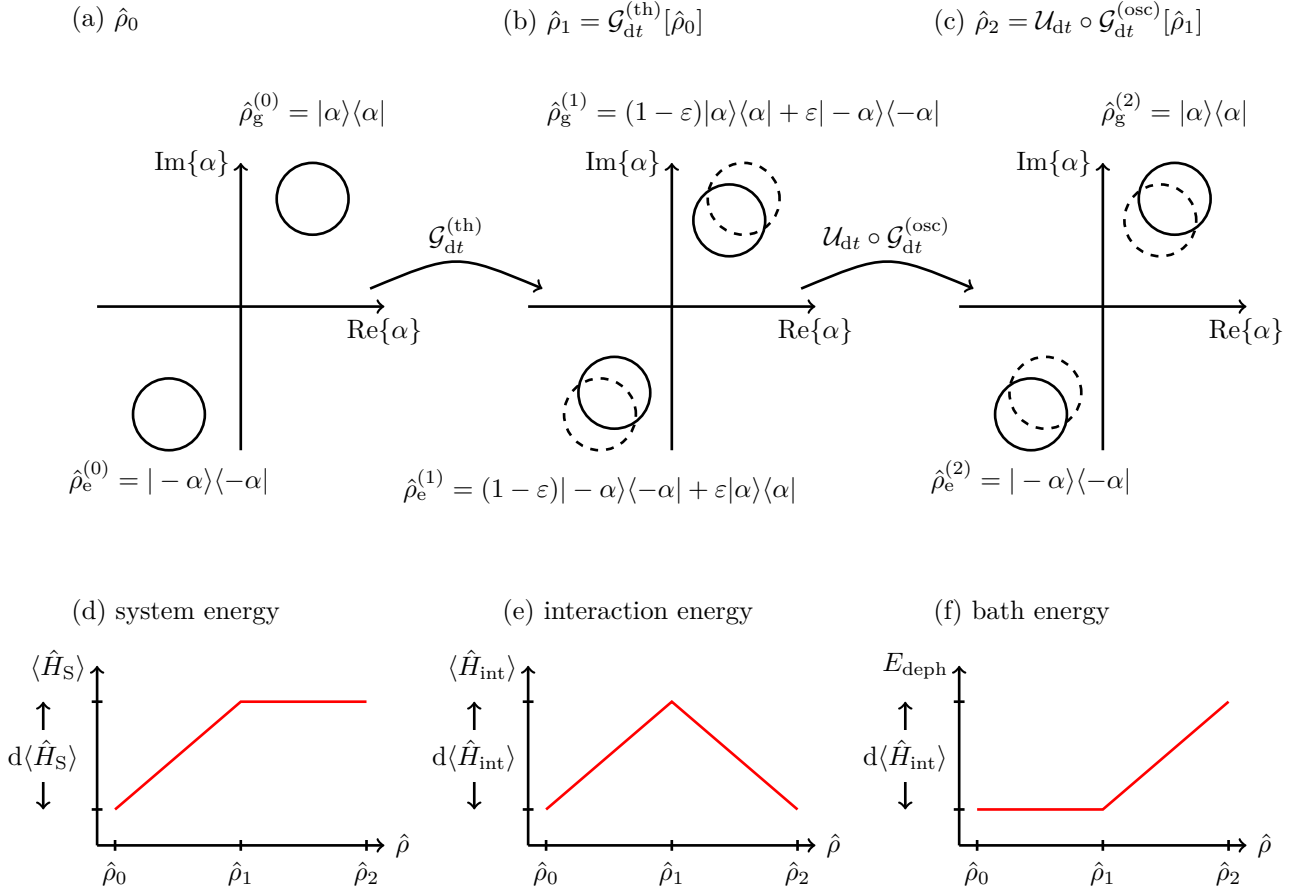


Figure 8: Mechanism of the heat transfer to the dephasing bath during a single time-step  $dt$  of the thermalisation stroke. Writing the general state as  $\hat{\rho}_i = p_e^{(i)}|e\rangle\langle e| \otimes \hat{\rho}_e^{(i)} + p_g^{(i)}|g\rangle\langle g| \otimes \hat{\rho}_g^{(i)}$ , we decompose the time-evolution in the first order Suzuki-Trotter decomposition  $\hat{\rho}(t+dt) = \hat{\rho}_2 = \mathcal{U}_{dt} \circ \mathcal{G}_{dt}^{(osc)} \circ \mathcal{G}_{dt}^{(th)}[\hat{\rho}_0]$  with  $\hat{\rho}_0 = \hat{\rho}(t)$ . (a)-(c) shows the evolution of the state of the harmonic mode which starts in the steady state Eq. (66). (d)-(f) shows the energy of the system  $\langle \hat{H}_S \rangle$ , the interaction energy  $\langle \hat{H}_{int} \rangle$  and the bath energy  $E_{deph}$  during this time-step. Initially in (a), the states  $\hat{\rho}_e^{(0)}$  and  $\hat{\rho}_g^{(0)}$ , that are correlated to the excited state  $|e\rangle$  and ground state  $|g\rangle$  of the system respectively, are coherent states  $|\pm\alpha\rangle$ . Moving from (a) to (b) the thermal propagator  $\mathcal{G}_{dt}^{(th)}$  mixes the excited and ground state of the system which, in turn, mixes the states  $\hat{\rho}_e$  and  $\hat{\rho}_g$  of the harmonic mode and effectively displaces them towards the origin. This displacement leads the thermal propagator to change the system energy by  $d\langle \hat{H}_S \rangle$  (see Eq. (73)) in (d) and the interaction energy by  $d\langle \hat{H}_{int} \rangle$  (see Eq. (74)) in (e). The reduced state and thus the energy of the harmonic mode in (f) does not change during this evolution. From (b) to (c) the unitary evolution and the damping propagator push the states  $\hat{\rho}_e$  and  $\hat{\rho}_g$  back to their original position at  $|\pm\alpha\rangle$  as this is the steady state of the system with respect to those two propagators (cf. Section 5.1). The population of the working medium does not change in this evolution due to the  $\hat{\sigma}_z$ -coupling to the harmonic mode whence the system energy in (d) does not change. However, the pushback of the states  $\hat{\rho}_e$  and  $\hat{\rho}_g$  lowers the interaction energy in (e) by  $d\langle \hat{H}_{int} \rangle$  to its initial value. This energy difference is consequently absorbed by the damping term of the harmonic mode as it cannot flow to the working medium as the corresponding Hamiltonians  $\hat{H}_S$  and  $\hat{H}_{int}$  commute.

where the thermal Lindbladian  $\mathcal{L}_{\text{th}}$  has been defined in Eqs. (3) and (5) for the hot (th = h) and the cold (th = c) bath respectively. Substituting the explicit form of the steady state Eq. (66) leads to the differential change of the state

$$\begin{aligned} d\hat{\rho}_{\text{ss}} &= \mathcal{L}_{\text{th}}[\hat{\rho}_{\text{ss}}]dt \\ &= \gamma_{\text{th}}\hat{\sigma}_z(t) \otimes (p_{\text{g}} n_{\text{th}} |\alpha\rangle\langle\alpha| \\ &\quad - p_{\text{e}} (n_{\text{th}} + 1) |-\alpha\rangle\langle-\alpha|)dt. \end{aligned} \quad (71)$$

This, in turn, yields the differential change of the total energy in working medium and dephasing bath

$$d\langle\hat{H}_{\text{D}}(t)\rangle = \text{Tr}\{\hat{H}_{\text{D}}(t) d\hat{\rho}_{\text{ss}}\} \quad (72)$$

that can be divided into the differential heat flow to the working medium

$$\begin{aligned} d\langle\hat{H}_{\text{S}}(t)\rangle &= \text{Tr}\{\hat{H}_{\text{S}}(t) d\hat{\rho}_{\text{ss}}\} \\ &= \varepsilon(t) \gamma_{\text{th}} (p_{\text{g}} n_{\text{th}} - p_{\text{e}} (n_{\text{th}} + 1)) dt \end{aligned} \quad (73)$$

and a differential change of the interaction energy

$$\begin{aligned} d\langle\hat{H}_{\text{int}}(t)\rangle &= \text{Tr}\{\hat{H}_{\text{int}}(t) d\hat{\rho}_{\text{ss}}\} \\ &= 4\Gamma\gamma_{\text{th}} \text{Re}\{\alpha\}(n_{\text{th}} + p_{\text{e}})dt \end{aligned} \quad (74)$$

which is positive since  $\text{Re}\{\alpha\} > 0$  according to numerical and analytical results from Section 5.1. The energy of the harmonic mode does not change,  $d\langle\hat{H}_{\text{osc}}(t)\rangle = 0$ , because  $\hat{\sigma}_z(t)$  in the differential change of the state Eq. (71) is traceless. By integrating the differential heat flow to the working medium from Eq. (73) we obtain the total heat

$$\Delta Q_{\text{th}}^{(\text{sys})} = \int_{\tau_i}^{\tau_{i+1}} dt \frac{d\langle\hat{H}_{\text{S}}(t)\rangle}{dt} \quad (75)$$

that is exchanged between the thermal bath and the working medium during a thermalisation stroke from  $\tau_i$  to  $\tau_{i+1}$ . The result from Eq. (74) shows that the thermal bath does not only exchange the heat with the working medium but

also with the pure dephasing bath via the interaction energy. This energy is lost to the working medium and cannot be converted to useful work as the interaction Hamiltonian commutes with the Hamiltonian of the working medium. The details of the mechanism which leads to this heat transfer are explained in more detail in Fig. 8.

As a result of this transfer, energy is dissipated to the dephasing bath and we integrate  $d\langle\hat{H}_{\text{int}}(t)\rangle$  from Eq. (74) to obtain the total dissipated heat

$$\begin{aligned} \Delta Q_{\text{h}}^{(\text{diss})} &= \int_{\tau_1}^{\tau_2} dt \frac{d\langle\hat{H}_{\text{int}}(t)\rangle}{dt} \\ &= 4\Gamma\gamma_{\text{h}} \int_{\tau_1}^{\tau_2} dt \text{Re}\{\alpha(t)\}(n_{\text{h}} + p_{\text{e}}(t)) \end{aligned} \quad (76)$$

which is transferred from the hot thermal bath to the dephasing bath during the hot thermalisation stroke from  $\tau_1$  to  $\tau_2$ . Analogously, we calculate the heat

$$\begin{aligned} \Delta Q_{\text{c}}^{(\text{diss})} &= \int_{\tau_3}^{\tau_4} dt \frac{d\langle\hat{H}_{\text{int}}(t)\rangle}{dt} \\ &= 4\Gamma\gamma_{\text{c}} \int_{\tau_3}^{\tau_4} dt \text{Re}\{\alpha(t)\}(n_{\text{c}} + p_{\text{e}}(t)) \end{aligned} \quad (77)$$

that is transferred from the cold bath to the dephasing bath during the cold thermalisation stroke. Note, that the amount of heat is positive for both the hot and the cold thermalisation stroke. We can further simplify these equations with the assumption that the displacement  $\alpha$  takes the constant value from Eq. (69) which is supported by Section 5.1. Moreover, the population of the excited state is bounded by the excited state population of the hot and cold thermal equilibrium states  $p_{\text{e,h}} = \frac{n_{\text{h}}}{2n_{\text{h}}+1}$  and  $p_{\text{e,c}} = \frac{n_{\text{c}}}{2n_{\text{c}}+1}$  because the temperature of the working medium lies between the two temperatures of the thermal baths throughout the whole Otto cycle. Hence, we can upper and lower bound the dissipated heat

$$\frac{16\Gamma^2\omega_0\gamma_{\text{h}}\tau_{\text{h}}}{4\omega_0^2 + \gamma^2} \left( n_{\text{h}} + \frac{n_{\text{c}}}{2n_{\text{c}} + 1} \right) \leq \Delta Q_{\text{h}}^{(\text{diss})} \leq \frac{16\Gamma^2\omega_0\gamma_{\text{h}}\tau_{\text{h}}}{4\omega_0^2 + \gamma^2} \left( n_{\text{h}} + \frac{n_{\text{h}}}{2n_{\text{h}} + 1} \right) \quad (78)$$

which is transferred to the dephasing bath during

hot thermalisation. An analogue expression can



be derived for the heat that is transferred during the cold thermalisation. The result from Eq. (78) is supported by the numerical results in Fig. 7 (b).

## 6 Optimising heat engine performance

We proceed to analyse whether the introduction of dephasing noise at a specific power level can enhance the thermodynamic efficiency of the engine until it reaches the efficiency achieved during quasi-static operation while considering all associated thermodynamic costs. Section 6.1 considers the zero-temperature case of a dephasing environment with Lorentzian spectral density. This analysis provides both analytical and numerical results, demonstrating that the efficiency of the heat engine, at fixed power, can be brought arbitrarily close to that of the ideal quasi-static Otto engine. Since the spectral density in this case can adopt extreme properties, Section 6.2 examines the case of finite temperatures. Building on the insights gained in Section 6.1 we are able to demonstrate analytically and numerically, that we can enhance the efficiency of the QHE at constant power output as in Section 6.1. A discussion of increasing the output power of the QHE at fixed efficiency can be found in Appendix B.

### 6.1 Enhancing efficiency at constant power with a dephasing bath at $T = 0$

In the following, we aim to increase the total efficiency of the QHE close to the theoretical maximum of a quasi-static Otto engine as given in Eq. (23), by varying the parameters of the zero-temperature dephasing bath under the constraint of constant power output. The total efficiency of the QHE is given by the expression from Eq. (50)

$$\eta^{(\text{tot})} = \frac{\Delta W_{\text{ext.}}^{(\text{tot})}}{\Delta Q_{\text{h}}^{(\text{sys})} + \Delta Q_{\text{h}}^{(\text{diss})}} \quad (79)$$

where we split the heat transfer  $\Delta Q_{\text{h}}^{(\text{tot})}$  from Eq. (46) into the heat that is purely transferred to the working medium  $\Delta Q_{\text{h}}^{(\text{sys})}$  from Eq. (75) and the heat that is dissipated to the dephasing bath  $\Delta Q_{\text{h}}^{(\text{diss})}$  from Eq. (76). As explained earlier, the latter quantity represents an additional thermodynamic cost that lowers the efficiency of the QHE. The upper bound on  $\Delta Q_{\text{h}}^{(\text{diss})}$

in Eq. (78) depends on the three parameters  $\Gamma$ ,  $\gamma$  and  $\omega_0$  which may be varied to reduce the dissipated heat while keeping all other parameters of the working medium and the thermal baths unchanged compared to simulations of the previous chapters. In order to keep the dephasing effect of the bath approximately constant, we fix the effective dephasing rate

$$\Gamma_{\text{eff}}(\Gamma, \gamma, \omega_0) = \frac{8\Gamma^2\gamma}{\gamma^2 + 4\omega_0^2} = \text{const} \quad (80)$$

that was introduced in Section 3.5 as it determines the ability of the QHE to suppress frictional losses during the compression and expansion strokes. Numerical simulations confirm that the power of the QHE remains essentially constant when the bath parameters are varied such that the condition  $\Gamma_{\text{eff}} = \text{const}$  is met. We restrict attention to the same simulation that was studied in the previous chapters with  $\Gamma = 256$  and  $\gamma = \bar{\gamma} = 128$  and  $\omega_0 = \bar{\omega}_0 = 1024$ . In the following we vary  $\gamma$  and  $\omega_0$  for fixed  $\Gamma$  and we fix the corresponding stroke durations  $\tau_x$  to the values that optimised the total power of the QHE for  $\Gamma = 256$  in Section 4.2. This leaves only one free parameter  $\gamma$  as the condition

$$\Gamma_{\text{eff}}(\Gamma, \gamma, \omega_0) = \Gamma_{\text{eff}}(\Gamma, \bar{\gamma}, \bar{\omega}_0) \quad (81)$$

fixes

$$\omega_0(\gamma) = \frac{1}{2} \sqrt{\frac{4\bar{\omega}_0^2 + \bar{\gamma}^2}{\bar{\gamma}} \gamma - \gamma^2}. \quad (82)$$

This relation restricts the values of  $\gamma$  to the domain  $[0, \gamma_0]$  with

$$\gamma_0 = \frac{4\bar{\omega}_0^2 + \bar{\gamma}^2}{\bar{\gamma}} = 32896. \quad (83)$$

Moreover, we observe that  $\omega_0(\gamma)$  vanishes as  $\gamma$  approaches  $\gamma_0$ . Now, we can rewrite the analytical upper bound for the dissipated heat of Eq. (78) as

$$\begin{aligned} \Delta Q_{\text{h}}^{(\text{diss})} &\leq 2\Gamma_{\text{eff}}(\Gamma, \bar{\gamma}, \bar{\omega}_0) \frac{\omega_0(\gamma)}{\gamma} \\ &\quad \times \gamma_{\text{h}} \tau_{\text{h}} \left( n_{\text{h}} + \frac{n_{\text{h}}}{2n_{\text{h}} + 1} \right) \end{aligned} \quad (84)$$

by using the condition  $\Gamma_{\text{eff}} = \text{const}$ . The explicit expression of  $\omega_0(\gamma)$  and in particular the limit  $\omega_0(\gamma) \rightarrow 0$  for  $\gamma \rightarrow \gamma_0$  implies that the upper bound tends to zero in the limit  $\gamma \rightarrow \gamma_0$ .

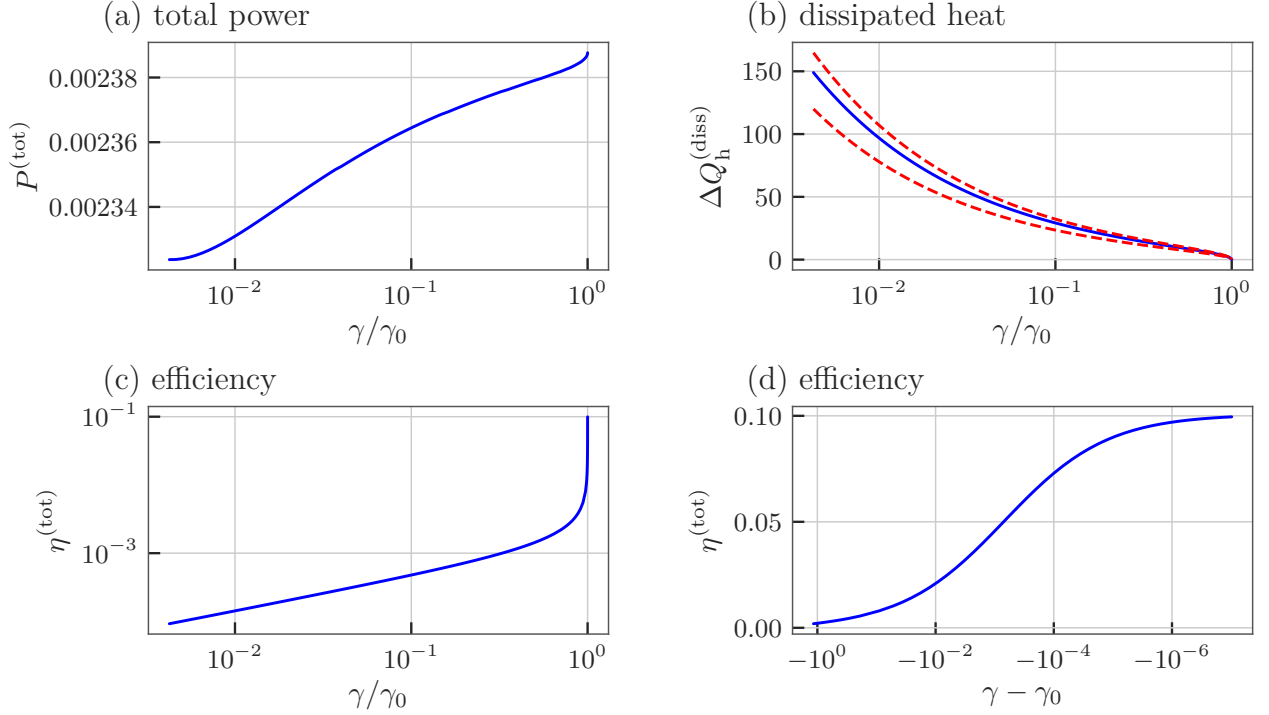


Figure 9: The performance of the QHE under constant effective dephasing rate  $\Gamma_{\text{eff}}$  and fixed stroke durations  $\tau_x$ , considering the parameter  $\gamma$ . The total power of the QHE in panel (a) exhibits an increasing trend for all considered values of  $\gamma$ , approaching  $\gamma_0$ , which is a necessary condition for the further analysis. In panel (b), the dissipated heat decreases significantly and tends towards zero as  $\gamma$  approaches  $\gamma_0$ , as shown for the simulations (blue) and the analytical bounds (red, dashed) from Eq. (78). This indicates an improvement in the efficiency of the QHE, which is illustrated in panels (c) and (d). Particularly, in panel (d), we observe that the efficiency of the QHE can be boosted to values close to the analytic limit  $\eta_{\text{max}}^{(\text{sys})} \approx 0.106$  of the ideal QHE without dephasing noise from Eq. (23) as  $\gamma$  approaches  $\gamma_0$ .

This leads us to the remarkable conclusion that the thermodynamic cost of adding the dephasing bath can be made to vanish while allowing the heat engine to run at finite speed.

We validate these analytic considerations by numerical simulations of the QHE that are shown in Fig. 9. As expected in panel (a) we observe that for fixed effective dephasing rate  $\Gamma_{\text{eff}}$  the total power of the QHE is nearly constant within the entire interval  $\gamma \in [32, \gamma_0 = 32896]$ . Moreover, panel (b) shows that the dissipated heat vanishes as  $\gamma$  approaches  $\gamma_0$  which yields the increase of the efficiency in panel (c). The last panel (d) shows that the efficiency converges to the maximum value of  $\eta_0 \approx 0.1$  in the limit  $\gamma \rightarrow \gamma_0$ . This value is comparable to the analytic result, Eq. (23), for the maximum possible efficiency  $\eta_{\text{max}}^{(\text{sys})} = 1 - \frac{\varepsilon_c}{\varepsilon_h} \approx 0.106$  under quasi-static operation. This shows, remarkably, that it is indeed possible to increase the power of the QHE by adding dephasing noise and still operate in a

regime near to the optimal theoretical efficiency under quasi-static operation.

As a word of caution we note that in the regime of most efficient operation of the QHE,  $\gamma \rightarrow \gamma_0$ , the position of the maximum of the Lorentzian spectral density

$$J(\omega) = \frac{2\Gamma^2\gamma}{\gamma^2 + 4(\omega - \omega_0)^2} \quad (85)$$

given by  $\omega_0(\gamma)$  approaches zero-frequency while the width  $\gamma$  of the spectral density is much larger than the position of the maximum, i.e.  $\gamma \gg \omega_0(\gamma)$ , and the harmonic oscillator experiences ultrastrong coupling to its environment. While it is formally possible to write down the DAMPF Hamiltonian, its microscopic derivation from a physical bath is not immediate. These pathologies are due to the restriction to zero-temperature which we will relax in the following section.

## 6.2 Enhancing efficiency at constant power with a dephasing bath at finite-T

For finite temperatures the damping term of the DAMPF mode from Eq. (35) generalises to

$$\begin{aligned} \mathcal{L}_{\text{osc}}[\hat{\rho}] = & \gamma(1 + n_{\text{osc}}) \left( \hat{b} \hat{\rho} \hat{b}^\dagger - \frac{1}{2} \{ \hat{b}^\dagger \hat{b}, \hat{\rho} \} \right) \\ & + \gamma n_{\text{osc}} \left( \hat{b}^\dagger \hat{\rho} \hat{b} - \frac{1}{2} \{ \hat{b} \hat{b}^\dagger, \hat{\rho} \} \right) \end{aligned} \quad (86)$$

with the mean photon number  $n_{\text{osc}} = (e^{\omega_0 \beta} - 1)^{-1}$  at inverse temperature  $\beta = T^{-1}$ . The remaining parts of the equations of motion from Section 3.2 are unaffected by the introduction of the finite temperature in the dephasing bath. The corresponding thermalised spectral density of the finite-temperature dephasing environment [19, 24] can be derived as

$$\begin{aligned} J_\beta(\omega) = & \frac{1}{2} J(\omega) \left( \coth \frac{\beta \omega_0}{2} + 1 \right) \\ & + \frac{1}{2} J(-\omega) \left( \coth \frac{\beta \omega_0}{2} - 1 \right) \end{aligned} \quad (87)$$

with the zero-temperature spectral density of a single DAMPF mode

$$J(\omega) = \frac{2\Gamma^2 \gamma}{\gamma^2 + 4(\omega - \omega_0)^2} \quad (88)$$

from Eq. (31). In the limit  $\beta \rightarrow \infty$ , i.e.  $\coth \frac{\beta \omega_0}{2} \rightarrow 1$ , the thermalised spectral density converges to the zero-temperature spectral density  $J(\omega)$  as expected, whereas in the high-temperature limit, where  $\coth \frac{\beta \omega_0}{2} \gg 1$ , we obtain two Lorentzian peaks with very similar shape located at  $\pm \omega_0$ . As we will see in the following, the symmetry of the spectrum turns out to be a very convenient property for the minimisation of the heat dissipation rate.

**Effective dephasing rate** – First, we calculate the effective dephasing rate for the thermalised spectral density based on the decoherence function Eqs. (54) and (55) as

$$\begin{aligned} \Gamma(t) = & -\frac{4}{\pi} \int_{-\infty}^{\infty} d\omega J_\beta(\omega) \frac{1 - \cos(\omega t)}{\omega^2} \\ = & -\frac{4}{\pi} \coth \frac{\beta \omega_0}{2} \int_{-\infty}^{\infty} d\omega J(\omega) \frac{1 - \cos(\omega t)}{\omega^2} \\ \approx & -\Gamma_{\text{eff}} t \coth \frac{\beta \omega_0}{2} \end{aligned} \quad (89)$$

with  $\Gamma_{\text{eff}} = \frac{8\Gamma^2 \gamma}{\gamma^2 + 4\omega_0^2}$  where we exploited the symmetry of the thermalised spectral density  $J_\beta(\omega)$  from Eq. (87) and the calculation in Section 3.5. Hence, the effective dephasing rate of a single DAMPF oscillator at finite inverse temperature  $\beta$  reads

$$\Gamma_{\text{eff}}^\beta = \coth \frac{\beta \omega_0}{2} \frac{8\Gamma^2 \gamma}{\gamma^2 + 4\omega_0^2}. \quad (90)$$

**Heat dissipation rate** – Now, we use the result of the heat dissipation rate for a general spectral density  $\mathcal{J}$  (see Appendix A for a derivation of Eq. (91))

$$\frac{dQ_{\text{th}}^{(\text{diss})}}{dt} = 4\gamma_{\text{th}} \frac{n_{\text{th}} + p_e}{\pi} \int_{-\infty}^{\infty} d\omega \frac{\mathcal{J}(\omega)}{\omega} \quad (91)$$

to calculate the heat dissipation rate with respect to the spectral density from Eq. (87) during the hot (th = h) and the cold (th = c) thermalisation strokes. The result reads

$$\begin{aligned} \frac{dQ_{\text{th},\beta}^{(\text{diss})}}{dt} = & 4\gamma_{\text{th}} \frac{n_{\text{th}} + p_e}{\pi} \int_{-\infty}^{\infty} d\omega \frac{J_\beta(\omega)}{\omega} \\ = & 4\gamma_{\text{th}} \frac{n_{\text{th}} + p_e}{\pi} \int_{-\infty}^{\infty} d\omega \frac{J(\omega)}{\omega} \end{aligned} \quad (92)$$

where we used the symmetry of the thermalised spectral density  $J_\beta(\omega)$  from Eq. (87). The remaining integral corresponds to the heat dissipation rate of a single DAMPF mode at zero-temperature according to Eq. (91) which we have already solved following a different path in Section 5.2 (Eqs. (69), (76) and (77)). Hence, we can identify

$$\frac{dQ_{\text{th},\beta}^{(\text{diss})}}{dt} = \frac{dQ_{\text{th}}^{(\text{diss})}}{dt} = \frac{16\Gamma^2 \omega_0}{4\omega_0^2 + \gamma^2} \gamma_{\text{th}} (n_{\text{th}} + p_e(t)) \quad (93)$$

where we can apply the same estimation on the population

$$\frac{n_c}{2n_c + 1} \leq p_e(t) \leq \frac{n_h}{2n_h + 1} \quad (94)$$

as in Section 5.2 to obtain the same upper and lower bound as in Eq. (78) after integration of the result.

Now we argue that we can use these analytic results to enhance the efficiency of the QHE at

constant power. Following the logic of Section 6.1 we show that for any fixed power we can decrease the dissipated heat by increasing the temperature of the dephasing bath. The constancy of the power is ensured by keeping the extracted work per cycle and the stroke durations constant. To this end we fix the choice of the internal parameters of the QHE, including the stroke durations  $\tau_x$  and the thermalisation rates  $\gamma_{\text{th}}$ , as well as the peak location  $\omega_0$  and the width  $\gamma$  of the spectral density. This leaves the coupling strength  $\Gamma$  between working medium and harmonic mode as the final remaining degree of freedom to reduce the dissipated heat

$$\Delta Q_{\text{th},\beta}^{(\text{diss})} \propto \frac{\Gamma^2 \omega_0}{4\omega_0^2 + \gamma^2} \gamma_{\text{th}} \tau_{\text{th}} \quad (95)$$

from Eq. (93). Note that the dissipated heat is independent of the inverse temperature of the dephasing bath  $\beta$  which only appears in the analytic expression of the effective dephasing rate Eq. (90). We hold the effective dephasing rate  $\Gamma_{\text{eff}}^\beta$  constant in order to ensure a constant amount of extracted work per cycle  $\Delta W_{\text{ext.}}^{(\text{tot})}$  and thus a constant power output  $P^{(\text{tot})}(\beta)$  as discussed in more detail in Section 6.1. The constancy of the effective dephasing rate and the parameters  $\gamma$  and  $\omega_0$  imposes

$$\Gamma \propto \left( \coth \frac{\beta \omega_0}{2} \right)^{-\frac{1}{2}}. \quad (96)$$

Using Eq. (95) we obtain the scaling of the dissipated heat

$$\Delta Q_{\text{th},\beta}^{(\text{diss})} \propto \left( \coth \frac{\beta \omega_0}{2} \right)^{-1} \quad (97)$$

in terms of the temperature of the dephasing bath which vanishes in the high temperature limit, i.e.  $\beta \rightarrow 0$ . Thus, the total efficiency from Eq. (79) converges to its maximum value

$$\eta^{(\text{tot})} = \frac{\Delta W_{\text{ext.}}^{(\text{tot})}}{\Delta Q_{\text{h}}^{(\text{sys})} + \Delta Q_{\text{h}}^{(\text{diss})}} \rightarrow \frac{\Delta W_{\text{ext.}}^{(\text{tot})}}{\Delta Q_{\text{h}}^{(\text{sys})}} \quad (98)$$

in the very same limit. Note that this maximum value is not the absolute maximum of the efficiency at quasi-static operation because the operation speed, the effective dephasing rate and the couplings to the thermal baths are still finite. Hence, in a final step, in order to achieve the quasi-static limit, one has increase the dephasing

rate to ensure that quantum friction is suppressed and increase the coupling of the QHE to the thermal baths to ensure fast thermalisation. As each choice of parameters allows to make  $\Delta Q_{\text{h}}^{(\text{diss})}$  vanish, we can approach the efficiency at quasistatic operation arbitrarily closely.

In the following, we further corroborate these findings with simulations of the QHE under the action of a dephasing bath that consists of a single DAMPF mode at finite temperature. We use the same internal parameters of the working medium as in Section 4.1, the stroke durations that maximise the total power for  $\Gamma = 256$  in Section 4.2 and fix the damping rate to two different values, i.e.  $\gamma \in \{128, 256\}$ . We calculate the frequency of the DAMPF mode  $\omega_0(\gamma)$  for those two values of  $\gamma$  with the relation from Eq. (82) from the previous section. Additionally, we fix Eq. (96) by constraining  $\Gamma \coth \frac{\beta \omega_0}{2} = 256$ , i.e. we choose  $\Gamma = 256$  if the temperature of the dephasing bath is  $T = 0$ . We present the results of the simulations of this QHE for different temperatures of the dephasing bath in Fig. 10. Panel (a) shows that the power of the heat engine is not only approximately constant if the temperature of the thermal bath is increased, but also increases slightly. In panel (b) the heat  $\Delta Q_{\text{h},\beta}^{(\text{diss})}$ , that is dissipated during thermalisation with the hot thermal bath, is seen to fit the analytical bounds Eq. (78) and drops at higher temperatures, which implies the gain in the efficiency that is shown in panel (c). Finally, the maximum trace distance between the actual state of working medium and bath during one cycle and the steady state used in the analytical calculations in panel (d) decreases if the temperature of the dephasing bath is increased. This is a strong indication that the assumption, that the state of working medium and bath is in the steady state at all times in the cycle, still holds for very high temperatures. While the excessive resource requirements for the numerical simulation prevent us from going deep into the high temperature limit, this suggests that the dissipated heat will follow the analytical results to vanish in the limit of very high temperatures as shown in Eq. (97).

While these studies show that efficiency can be increased to that of a quasistatic heat engine, a question that will be left open by our study concerns the relationship between efficiency, power and output fluctuations in terms of thermody-

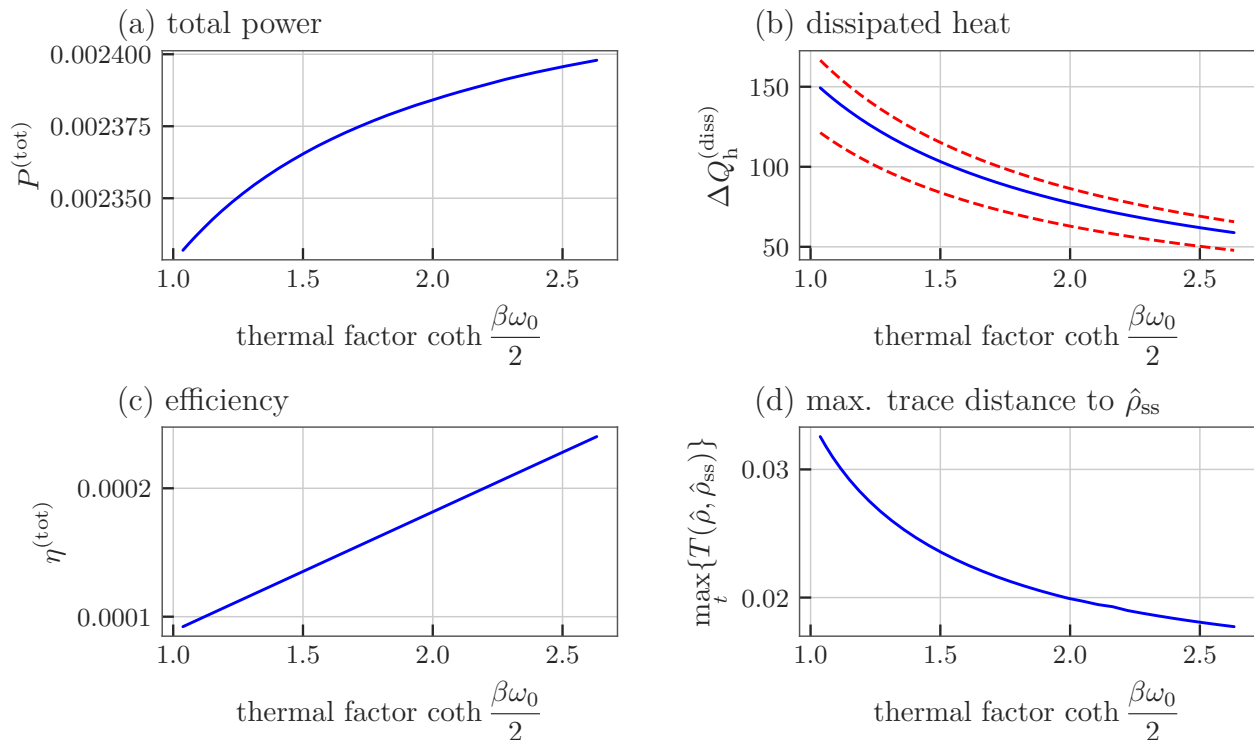


Figure 10: We demonstrate that the performance, particularly the efficiency, of the QHE can be enhanced by simultaneously increasing the temperature of the dephasing bath  $T = \beta^{-1}$  and decreasing the coupling constant  $\Gamma$ . Both parameters can be expressed by a single parameter, i.e. the thermal factor  $\coth \frac{\beta\omega_0}{2}$ , as described in the main text. All other parameters used in the simulation are specified in the main text. The choice of the free parameters  $\beta$  and  $\Gamma$  leads to a constant power output in panel (a) and a reduction in the dissipated heat during the thermalisation with the hot bath in panel (b). This reduction aligns well with the analytical bounds (red, dashed) from Eqs. (93) and (94). Consequently, the efficiency of the QHE, shown in panel (c), is enhanced with increasing temperature of the dephasing bath. While we were unable to reach the regime where the efficiency converges to its maximum value, as demonstrated in Fig. 9, due to the extremely high temperatures required, which cannot be simulated with our current methods, we observe a drop in the maximum trace distance between the actual state and the steady state  $\hat{\rho}_{\text{ss}}$  from Eq. (66) in panel (d). This implies that the analytical bounds in panel (b) are likely to remain valid even for much higher temperatures, resulting in vanishing dissipated heat in this regime.

namical uncertainty relations. Relations bounding these quantities have been proven for classical systems [49, 50] and also found attention in quantum systems [51, 52]. While it has been recognised that quantum systems may violate the classical bounds, these violations are typically related to coherences that are suppressed in our heat engine by means of dephasing noise. The exploration of thermodynamical uncertainty relations for our dephasing assisted quantum heat engines will form the subject of a future work.

## 7 Conclusions

The fundamental model of a thermodynamic heat engine considers an engine connected to two heat baths: one hot and one cold. Through judicious

cyclic operation, the engine can extract work by transferring heat from the hot bath to the cold bath. The ultimate efficiency of such an engine is constrained by the laws of thermodynamics and is achieved through quasi-static operation, that is, operating at zero power. These limitations also extend to quantum heat engines.

However, operating at a finite power introduces additional quantum friction due to the creation of coherences during the operation of the QHE. While the laws of thermodynamics do not explicitly dictate fundamental limits on efficiency at finite power, it has been suggested that applying appropriate dephasing mechanisms could enhance efficiency and power. Nonetheless, subjecting the machine to a dephasing environment introduces in effect a third heat bath, potentially



leading to additional heat flows. These additional flows must be considered when accurately assessing the thermodynamic efficiency.

Our study demonstrates that dephasing might increase power, often but not always, at the expense of efficiency. The central outcome of our work is a meticulous evaluation of the efficiency of a quantum heat engine under dephasing and a proof that, under specific conditions, a quantum heat engine can achieve for any finite power an efficiency approaching that under quasi-static operation.

## Acknowledgements

We acknowledge discussions with Alexander Nüßeler and Mark Mitchison at early stages of this work, Michał Horodecki and the Gdańsk team for discussions during the Ulm-Gdańsk workshop in April 2023 and Eric Lutz and Mark Mitchison for comments on this manuscript. This work was supported by the ERC Synergy grant HyperQ (grant no. 856432), the DFG via QuantERA project ExtraQt (grant no. 500314265), the state of Baden-Württemberg through bwHPC and the German Research Foundation (DFG) through grant no INST 40/575-1 FUGG (JUSTUS 2 cluster).

## References

- [1] Ivan Ivanovich Novikov. The efficiency of atomic power stations (a review). *Journal of Nuclear Energy (1954)*, 7(1-2):125–128, 1958. URL [https://doi.org/10.1016/0891-3919\(58\)90244-4](https://doi.org/10.1016/0891-3919(58)90244-4).
- [2] Paul Chambadal. *Les Centrales Nucleaires*. Armand Colin, Paris, 1957.
- [3] Frank L Curzon and Boye Ahlborn. Efficiency of a carnot engine at maximum power output. *American Journal of Physics*, 43(1):22–24, 1975. URL <https://doi.org/10.1119/1.10023>.
- [4] Henry ED Scovil and Erich O Schulz-DuBois. Three-level masers as heat engines. *Physical Review Letters*, 2(6):262, 1959. URL <https://doi.org/10.1103/PhysRevLett.2.262>.
- [5] Felix Binder, Luis A Correa, Christian Gogolin, Janet Anders, and Gerardo Adesso. *Thermodynamics in the quantum regime*, volume 195 of *Fundamental Theories of Physics*. Springer, 2018. URL <https://doi.org/10.1007/978-3-319-99046-0>.
- [6] Zhen-Yu Wang and Martin B Plenio. Necessary and sufficient condition for quantum adiabatic evolution by unitary control fields. *Physical Review A*, 93(5):052107, 2016. URL <https://doi.org/10.1103/PhysRevA.93.052107>.
- [7] Ronnie Kosloff and Tova Feldmann. Discrete four-stroke quantum heat engine exploring the origin of friction. *Physical Review E*, 65(5):055102, 2002. URL <https://doi.org/10.1103/PhysRevE.65.055102>.
- [8] Tova Feldmann and Ronnie Kosloff. Quantum four-stroke heat engine: Thermodynamic observables in a model with intrinsic friction. *Physical Review E*, 68(1):016101, 2003. URL <https://doi.org/10.1103/PhysRevE.68.016101>.
- [9] Yair Rezek and Ronnie Kosloff. Irreversible performance of a quantum harmonic heat engine. *New Journal of Physics*, 8(5):83, 2006. URL <https://doi.org/10.1088/1367-2630/8/5/083>.
- [10] Jianhui Wang, Jizhou He, and Zhaoqi Wu. Efficiency at maximum power output of quantum heat engines under finite-time operation. *Physical Review E*, 85(3):031145, 2012. URL <https://doi.org/10.1103/PhysRevE.85.031145>.
- [11] Selçuk Çakmak, Ferdi Altintas, Azmi Gençten, and Özgür E Müstecaplıoğlu. Irreversible work and internal friction in a quantum otto cycle of a single arbitrary spin. *The European Physical Journal D*, 71:1–10, 2017. URL <https://doi.org/10.1140/epjd/e2017-70443-1>.
- [12] Tova Feldmann and Ronnie Kosloff. Quantum lubrication: Suppression of friction in a first-principles four-stroke heat engine. *Physical Review E*, 73(2):025107, 2006. URL <https://doi.org/10.1103/PhysRevE.73.025107>.
- [13] Mustafa Demirplak and Stuart A Rice. Adiabatic population transfer with control fields. *The Journal of Physical Chemistry A*, 107(46):9937–9945, 2003. URL <https://doi.org/10.1021/jp030708a>.
- [14] Michael Victor Berry. Transitionless quantum driving. *Journal of Physics A: Math-*

- ematical and Theoretical*, 42(36):365303, 2009. URL <https://doi.org/10.1088/1751-8113/42/36/365303>.
- [15] Jiawen Deng, Qing-hai Wang, Zhihao Liu, Peter Hänggi, and Jiangbin Gong. Boosting work characteristics and overall heat-engine performance via shortcuts to adiabaticity: Quantum and classical systems. *Physical Review E*, 88(6):062122, 2013. URL <https://doi.org/10.1103/PhysRevE.88.062122>.
- [16] Adolfo del Campo, John Goold, and Mauro Paternostro. More bang for your buck: super-adiabatic quantum engines. *Scientific reports*, 4:6208, 2014. URL <https://doi.org/10.1038/srep06208>.
- [17] Obinna Abah and Eric Lutz. Performance of shortcut-to-adiabaticity quantum engines. *Physical Review E*, 98(3):032121, 2018. URL <https://doi.org/10.1103/PhysRevE.98.032121>.
- [18] Maria Popovic, Mark T Mitchison, and John Goold. Thermodynamics of decoherence. *Proceedings of the Royal Society A*, 479(2272):20230040, 2023. URL <https://doi.org/10.1098/rspa.2023.0040>.
- [19] Alejandro D Somoza, Oliver Marty, James Lim, Susana F Huelga, and Martin B Plenio. Dissipation-assisted matrix product factorization. *Physical Review Letters*, 123(10):100502, 2019. URL <https://doi.org/10.1103/PhysRevLett.123.100502>.
- [20] Fabio Mascherpa, Andrea Smirne, Alejandro D Somoza, Pelayo Fernández-Acebal, Sandro Donadi, Dario Tamascelli, Susana F Huelga, and Martin B Plenio. Optimized auxiliary oscillators for the simulation of general open quantum systems. *Physical Review A*, 101(5):052108, 2020. URL <https://doi.org/10.1103/PhysRevA.101.052108>.
- [21] Alejandro D Somoza, Nicola Lorenzoni, James Lim, Susana F Huelga, and Martin B Plenio. Driving force and nonequilibrium vibronic dynamics in charge separation of strongly bound electron-hole pairs. *Communications Physics*, 6(1):65, 2023. URL <https://doi.org/10.1038/s42005-023-01179-z>.
- [22] Javier Prior, Alex W Chin, Susana F Huelga, and Martin B Plenio. Efficient simulation of strong system-environment interactions. *Physical Review Letters*, 105(5):050404, 2010. URL <https://doi.org/10.1103/PhysRevLett.105.050404>.
- [23] Alex W Chin, Ángel Rivas, Susana F Huelga, and Martin B Plenio. Exact mapping between system-reservoir quantum models and semi-infinite discrete chains using orthogonal polynomials. *Journal of Mathematical Physics*, 51(9), 2010. URL <https://doi.org/10.1063/1.3490188>.
- [24] Dario Tamascelli, Andrea Smirne, James Lim, Susana F Huelga, and Martin B Plenio. Efficient simulation of finite-temperature open quantum systems. *Physical Review Letters*, 123(9):090402, 2019. URL <https://doi.org/10.1103/PhysRevLett.123.090402>.
- [25] Ronnie Kosloff and Yair Rezek. The quantum harmonic otto cycle. *Entropy*, 19(4):136, 2017. URL <https://doi.org/10.3390/e19040136>.
- [26] John PS Peterson, Tiago B Batalhão, Marcela Herrera, Alexandre M Souza, Roberto S Sarthour, Ivan S Oliveira, and Roberto M Serra. Experimental characterization of a spin quantum heat engine. *Physical Review Letters*, 123(24):240601, 2019. URL <https://doi.org/10.1103/PhysRevLett.123.240601>.
- [27] Angel Rivas and Susana F Huelga. *Open quantum systems*, volume 10 of *SpringerBriefs in Physics*. Springer, 2012. URL <https://doi.org/10.1007/978-3-642-23354-8>.
- [28] Robert Alicki. The quantum open system as a model of the heat engine. *Journal of Physics A: Mathematical and General*, 12(5):L103, 1979. URL <https://doi.org/10.1088/0305-4470/12/5/007>.
- [29] Armen E Allahverdyan and Theodorus M Nieuwenhuizen. Minimal work principle: Proof and counterexamples. *Physical Review E*, 71(4):046107, 2005. URL <https://doi.org/10.1103/PhysRevE.71.046107>.
- [30] Alejandro Pozas-Kerstjens, Eric G Brown, and Karen V Hovhannisyan. A quantum otto engine with finite heat baths: energy, correlations, and degradation. *New Journal of Physics*, 20(4):043034, 2018. URL <https://doi.org/10.1088/1367-2630/aaba02>.
- [31] Michael Wiedmann, Juergen T Stockburger, and Joachim Ankerhold. Non-markovian dy-

- namics of a quantum heat engine: Out-of-equilibrium operation and thermal coupling control. *New Journal of Physics*, 22(3):033007, 2020. URL <https://doi.org/10.1088/1367-2630/ab725a>.
- [32] David Newman, Florian Mintert, and Ahsan Nazir. Quantum limit to nonequilibrium heat-engine performance imposed by strong system-reservoir coupling. *Physical Review E*, 101(5):052129, 2020. URL <https://doi.org/10.1103/PhysRevE.101.052129>.
- [33] Yuji Shirai, Kazunari Hashimoto, Ryuta Tezuka, Chikako Uchiyama, and Naomichi Hatano. Non-markovian effect on quantum otto engine: Role of system-reservoir interaction. *Physical Review Research*, 3(2):023078, 2021. URL <https://doi.org/10.1103/PhysRevResearch.3.023078>.
- [34] Mao Kaneyasu and Hasegawa Yoshihiko. Quantum otto cycle under strong coupling. *Physical Review E*, 107:044127, 2023. URL <https://doi.org/10.1103/PhysRevE.107.044127>.
- [35] Camille L Latune, Graeme Pleasance, and Francesco Petruccione. Cyclic quantum engines enhanced by strong bath coupling. *Physical Review Applied*, 20:024038, 2023. URL <https://doi.org/10.1103/PhysRevApplied.20.024038>.
- [36] Camille L Latune, Ilya Sinayskiy, and Francesco Petruccione. Roles of quantum coherences in thermal machines. *The European Physical Journal Special Topics*, 230(4):841–850, 2021. URL <https://doi.org/10.1140/epjs/s11734-021-00085-1>.
- [37] Felix Ivander, N Anto-Sztrikacs, and Dvira Segal. Strong system-bath coupling effects in quantum absorption refrigerators. *Physical Review E*, 105:034112, 2022. URL <https://doi.org/10.1103/PhysRevE.105.034112>.
- [38] Nicholas Anto-Sztrikacs and Dvira Segal. Strong coupling effects in quantum thermal transport with the reaction coordinate method. *New Journal of Physics*, 23(6):063036, 2021. URL <https://doi.org/10.1088/1367-2630/ac02df>.
- [39] Ahsan Nazir and Gernot Schaller. The reaction coordinate mapping in quantum thermodynamics. *Thermodynamics in the Quantum Regime: Fundamental Aspects and New Directions*, pages 551–577, 2018. URL <https://doi.org/10.48550/arXiv.1805.08307>.
- [40] Paolo Abiuso and Vittorio Giovannetti. Non-markov enhancement of maximum power for quantum thermal machines. *Physical Review A*, 99:052106, 2019. URL <https://doi.org/10.1103/PhysRevA.99.052106>.
- [41] Heinz-Peter Breuer and Francesco Petruccione. *The Theory of Open Quantum Systems*. Oxford University Press, 2007. URL <https://doi.org/10.1093/acprof:oso/9780199213900.001.0001>.
- [42] Mischa P Woods, M Cramer, and Martin B Plenio. Simulating bosonic baths with error bars. *Physical Review Letters*, 115(13):130401, 2015. URL <https://doi.org/10.1103/PhysRevLett.115.130401>.
- [43] Fabio Mascherpa, Andrea Smirne, Susana F Huelga, and Martin B Plenio. Open systems with error bounds: spin boson model with spectral density variations. *Physical Review Letters*, 118:100401, 2017. URL <https://doi.org/10.1103/PhysRevLett.118.100401>.
- [44] Alexander Nüßeler, Dario Tamascelli, Andrea Smirne, James Lim, Susana F Huelga, and Martin B Plenio. Fingerprint and universal markovian closure of structured bosonic environments. *Physical Review Letters*, 129(14):140604, 2022. URL <https://doi.org/10.1103/PhysRevLett.129.140604>.
- [45] Dario Tamascelli, Andrea Smirne, Susana F Huelga, and Martin B Plenio. Nonperturbative treatment of non-markovian dynamics of open quantum systems. *Physical Review Letters*, 120(3):030402, 2018. URL <https://doi.org/10.1103/PhysRevLett.120.030402>.
- [46] Hale F Trotter. On the product of semi-groups of operators. *Proceedings of the American Mathematical Society*, 10(4):545–551, 1959. URL <https://doi.org/10.2307/2033649>.
- [47] Masuo Suzuki. Generalized trotter’s formula and systematic approximants of exponential operators and inner derivations with applications to many-body problems. *Communications in Mathematical Physics*, 51(2):183–190, 1976. URL <https://doi.org/10.1007/BF01609348>.

- [48] Daniel Suss and Milan Holzäpfel. mpnum: A matrix product representation library for Python. *Journal of Open Source Software*, 2(20):465, 2017. URL <https://doi.org/10.21105/joss.00465>.
- [49] Naoto Shiraishi, Keiji Saito, and Hal Tasaki. Universal trade-off relation between power and efficiency for heat engines. *Physical Review Letters*, 117(19):190601, 2016. URL <https://doi.org/10.1103/PhysRevLett.117.190601>.
- [50] Patrick Pietzonka and Udo Seifert. Universal trade-off between power, efficiency, and constancy in steady-state heat engines. *Physical Review Letters*, 120(19):190602, 2018. URL <https://doi.org/10.1103/PhysRevLett.120.190602>.
- [51] Giacomo Guarnieri, Gabriel T Landi, Stephen R Clark, and John Goold. Thermodynamics of precision in quantum nonequilibrium steady states. *Physical Review Research*, 1(3):033021, 2019. URL <https://doi.org/10.1103/PhysRevResearch.1.033021>.
- [52] Tan Van Vu and Keiji Saito. Thermodynamics of precision in markovian open quantum dynamics. *Physical Review Letters*, 128(14):140602, 2022. URL <https://doi.org/10.1103/PhysRevLett.128.140602>.

## A Heat dissipation rate for arbitrary spectral densities

In the following section, we derive an analytical expression for the heat dissipation rate, applicable to arbitrary spectral densities  $\mathcal{J}(\omega)$  defined on the whole real axis. This is relevant for the thermalised spectral density of our model from Eq. (87) and also for general baths where the temperature is encoded into a thermalised spectral density [24]. Similar to Section 5.2, we assume that the working medium and dephasing bath are in a steady state with respect to their joint dynamics that is governed by the Hamiltonian from Eqs. (25) to (27). Now, we study the effect of the thermal Lindbladian from Eqs. (3) and (5) perturbatively, focusing solely on the first order of the time evolution

$$d\hat{\rho} = \mathcal{L}_{\text{th}} [\hat{\rho}_{\text{ss}}] dt, \quad (99)$$

and analyse the associated energy change of working medium and dephasing bath. The differential change of the system energy is given by

$$\frac{dQ_{\text{th}}^{(\text{sys})}}{dt} = \frac{d\langle \hat{H}_{\text{S}} \rangle}{dt} = \text{Tr} \left\{ \hat{H}_{\text{S}} \mathcal{L}_{\text{th}} [\hat{\rho}_{\text{ss}}] \right\} \quad (100)$$

which is equivalent to Eq. (73) and contributes to the heat

$$\Delta Q_{\text{th}}^{(\text{sys})} = \int_{\tau_0}^{\tau_0 + \tau_{\text{th}}} dt \frac{dQ_{\text{th}}^{(\text{sys})}}{dt} \quad (101)$$

that can be converted to useful work in the Otto cycle. The bath energy  $\langle \mathbf{1}_{\text{S}} \otimes \hat{H}_{\text{B}} \rangle$  does not change as  $\text{Tr}_{\text{S}} d\hat{\rho} = 0$ . However, the expectation value of the interaction Hamiltonian

$$\frac{dQ_{\text{th}}^{(\text{diss})}}{dt} = \text{Tr} \left\{ \hat{H}_{\text{int}} \mathcal{L}_{\text{th}} [\hat{\rho}_{\text{ss}}] \right\} \quad (102)$$

is non-zero leading to a finite amount of dissipated heat

$$\Delta Q_{\text{th}}^{(\text{diss})} = \int_{\tau_0}^{\tau_0 + \tau_{\text{th}}} dt \frac{dQ_{\text{th}}^{(\text{diss})}}{dt} \quad (103)$$

that cannot be converted in work any more as explained in Section 5.2. First, we focus on the heat dissipation rate from Eq. (102) which cannot be calculated straightforwardly as there is no analytic solution of the steady state  $\hat{\rho}_{\text{ss}}$  for the microscopic spin-boson model from Eqs. (25) to (27). To solve it anyway, we rewrite Eq. (102) as

$$\begin{aligned} \frac{dQ_{\text{th}}^{(\text{diss})}}{dt} &= \text{Tr} \left\{ \hat{H}_{\text{int}} \mathcal{L}_{\text{th}} [\hat{\rho}_{\text{ss}}] \right\} \\ &= \text{Tr} \left\{ \hat{H}_{\text{int}} \gamma_{\text{th}} \left[ n_{\text{th}} \left( \hat{\sigma}_{\text{th}}^+ \hat{\rho}_{\text{ss}} \hat{\sigma}_{\text{th}}^- - \frac{1}{2} \{ \hat{\sigma}_{\text{th}}^- \hat{\sigma}_{\text{th}}^+, \hat{\rho}_{\text{ss}} \} \right) + (n_{\text{th}} + 1) \left( \hat{\sigma}_{\text{th}}^- \hat{\rho}_{\text{ss}} \hat{\sigma}_{\text{th}}^+ - \frac{1}{2} \{ \hat{\sigma}_{\text{th}}^+ \hat{\sigma}_{\text{th}}^-, \hat{\rho}_{\text{ss}} \} \right) \right] \right\} \\ &= \text{Tr} \left\{ \gamma_{\text{th}} \left[ n_{\text{th}} \left( \hat{\sigma}_{\text{th}}^- \hat{H}_{\text{int}} \hat{\sigma}_{\text{th}}^+ - \frac{1}{2} \{ \hat{\sigma}_{\text{th}}^- \hat{\sigma}_{\text{th}}^+, \hat{H}_{\text{int}} \} \right) + (n_{\text{th}} + 1) \left( \hat{\sigma}_{\text{th}}^+ \hat{H}_{\text{int}} \hat{\sigma}_{\text{th}}^- - \frac{1}{2} \{ \hat{\sigma}_{\text{th}}^+ \hat{\sigma}_{\text{th}}^-, \hat{H}_{\text{int}} \} \right) \right] \hat{\rho}_{\text{ss}} \right\} \\ &= \text{Tr} \left\{ \mathcal{L}_{\text{th}}^* [\hat{H}_{\text{int}}] \hat{\rho}_{\text{ss}} \right\} \end{aligned} \quad (104)$$

to obtain the dual channel  $\mathcal{L}_{\text{th}}^*$  that transforms the interaction Hamiltonian from Eq. (27) as

$$\mathcal{L}_{\text{th}}^* [\hat{H}_{\text{int}}] = -2\gamma_{\text{th}} (n_{\text{th}} + 1) |e\rangle\langle e| \hat{H}_{\text{int}} |e\rangle\langle e| - 2\gamma_{\text{th}} n_{\text{th}} |g\rangle\langle g| \hat{H}_{\text{int}} |g\rangle\langle g| \quad (105)$$

where we used the identities

$$\hat{\sigma}_{\text{th}}^- \hat{H}_{\text{int}} \hat{\sigma}_{\text{th}}^+ = -|g\rangle\langle g| \hat{H}_{\text{int}} |g\rangle\langle g| \quad (106)$$



and

$$\hat{\sigma}_{\text{th}}^+ \hat{H}_{\text{int}} \hat{\sigma}_{\text{th}}^- = -|e\rangle\langle e| \hat{H}_{\text{int}} |e\rangle\langle e|. \quad (107)$$

Hence, we can rewrite the heat dissipation rate

$$\frac{dQ_{\text{th}}^{(\text{diss})}}{dt} = -2\gamma_{\text{th}}(n_{\text{th}} + 1) \langle |e\rangle\langle e| \hat{H}_{\text{int}} |e\rangle\langle e| \rangle_{\text{ss}} - 2\gamma_{\text{th}} n_{\text{th}} \langle |g\rangle\langle g| \hat{H}_{\text{int}} |g\rangle\langle g| \rangle_{\text{ss}} \quad (108)$$

in terms of steady state expectation values of projections of the interaction Hamiltonian  $|x\rangle\langle x| \hat{H}_{\text{int}} |x\rangle\langle x|$  on the eigenstates of the working medium  $x \in \{e, g\}$ . As the steady state is not known, we have to obtain it in a different way which can be achieved by starting in an arbitrary state  $\hat{\rho}_0$  and let it evolve for a sufficiently long time  $t$ , i.e.

$$\hat{\rho}(t) = e^{-i\hat{H}t} \hat{\rho}_0 e^{i\hat{H}t} \rightarrow \hat{\rho}_{\text{ss}} \quad (109)$$

in the limit  $t \rightarrow \infty$ . Here, we have one degree of freedom which is the excited state population of the working medium  $p_e$  which is preserved under the time-independent purely dephasing Hamiltonian from Eq. (25)<sup>4</sup>. Hence, this population can be chosen arbitrarily in the initial state  $\hat{\rho}_0$  which will be exploited in the end of this calculation. We use this representation of the steady state to derive the time-dependent expectation value

$$\langle |x\rangle\langle x| \hat{H}_{\text{int}} |x\rangle\langle x| \rangle_{\hat{\rho}(t)} = \text{Tr} \left\{ |x\rangle\langle x| \hat{H}_{\text{int}} |x\rangle\langle x| e^{-i\hat{H}t} \hat{\rho}_0 e^{i\hat{H}t} \right\} = \text{Tr} \left\{ |x\rangle\langle x| e^{i\hat{H}t} \hat{H}_{\text{int}} e^{-i\hat{H}t} |x\rangle\langle x| \hat{\rho}_0 \right\} \quad (110)$$

with respect to an arbitrary initial state  $\hat{\rho}_0$  which converges to the steady state expectation value in the limit  $t \rightarrow \infty$ . In the last step we used the cyclic property of the trace and  $[|x\rangle\langle x|, \hat{H}] = 0$  for  $x \in \{e, g\}$  to arrive at the time-dependent interaction Hamiltonian in the Heisenberg picture  $\hat{H}_{\text{int}, \text{H}}(t) = e^{i\hat{H}t} \hat{H}_{\text{int}} e^{-i\hat{H}t}$ . This operator can be expanded as

$$\hat{H}_{\text{int}, \text{H}}(t) = e^{i\hat{H}t} \hat{H}_{\text{int}} e^{-i\hat{H}t} = \sum_{k=0}^{\infty} \frac{(it)^k}{k!} [\hat{H}, \hat{H}_{\text{int}}]_k \quad (111)$$

using the well-known Baker-Campbell-Hausdorff formula and the recursively defined commutators  $[X, Y]_{k+1} = [X, [X, Y]_k]$  and  $[X, Y]_0 = Y$ . With the explicit expressions of the Hamiltonians  $\hat{H}$  and  $\hat{H}_{\text{int}}$  from Eqs. (25) to (27) one can easily check the general expressions for the  $(2k - 1)$ th order

$$[\hat{H}, \hat{H}_{\text{int}}]_{2k-1} = \hat{\sigma}_z \otimes \int_{-\infty}^{\infty} d\omega \omega^{2k-1} \sqrt{\frac{\mathcal{J}(\omega)}{\pi}} (\hat{a}_\omega^\dagger - \hat{a}_\omega) \quad (112)$$

and the  $2k$ th order

$$[\hat{H}, \hat{H}_{\text{int}}]_{2k} = \hat{\sigma}_z \otimes \int_{-\infty}^{\infty} d\omega \omega^{2k} \sqrt{\frac{\mathcal{J}(\omega)}{\pi}} (\hat{a}_\omega^\dagger + \hat{a}_\omega) + 2 \int_{-\infty}^{\infty} d\omega \omega^{2k-1} \frac{\mathcal{J}(\omega)}{\pi} \quad (113)$$

commutators for  $k > 0$  whereas  $[\hat{H}, \hat{H}_{\text{int}}]_0 = \hat{H}_{\text{int}}$  as defined before. We combine Eqs. (111) to (113) to obtain the interaction Hamiltonian in the Heisenberg picture

$$\hat{H}_{\text{int}, \text{H}}(t) = 2 \int_{-\infty}^{\infty} d\omega \frac{\mathcal{J}(\omega)}{\pi} \frac{\cos \omega t - 1}{\omega} + \hat{\sigma}_z \otimes \int_{-\infty}^{\infty} d\omega \sqrt{\frac{\mathcal{J}(\omega)}{\pi}} (\hat{a}_\omega^\dagger e^{i\omega t} + \hat{a}_\omega e^{-i\omega t}) \quad (114)$$

<sup>4</sup>The Hamiltonian is time-independent during the whole thermalisation stroke, which implies explicitly  $\hat{\sigma}_z(t) = \hat{\sigma}_z = \text{const}$ .

where we used the Taylor expansion of the cosine and exponential function. Now, we evaluate Eq. (110) to obtain the time-dependent expectation value

$$\begin{aligned} \langle |x\rangle\langle x| \hat{H}_{\text{int}} |x\rangle\langle x| \rangle (t) &= \text{Tr} \left\{ |x\rangle\langle x| \hat{H}_{\text{int}, \text{H}}(t) |x\rangle\langle x| \hat{\rho}_0 \right\} \\ &= 2p_x \int_{-\infty}^{\infty} d\omega \frac{\mathcal{J}(\omega)}{\pi} \frac{\cos \omega t - 1}{\omega} \pm 2 \int_{-\infty}^{\infty} d\omega \sqrt{\frac{\mathcal{J}(\omega)}{\pi}} \text{Re} \left\{ \langle |x\rangle\langle x| \otimes \hat{a}_\omega^\dagger \rangle_{\hat{\rho}_0} e^{i\omega t} \right\} \end{aligned} \quad (115)$$

where we get the positive sign for  $|x\rangle = |e\rangle$  and the negative sign for  $|x\rangle = |g\rangle$ . The initial population  $p_x$  of the working medium is defined as  $p_x = \langle x | \hat{\rho}_0 | x \rangle = \langle x | \hat{\rho}_{\text{ss}} | x \rangle$  and coincides with the population of working medium in the steady state as it is a constant of motion during the evolution under  $\hat{H}$ . From Eq. (115) we obtain the steady state expectation value in the limit  $t \rightarrow \infty$  resulting in

$$\langle |x\rangle\langle x| \hat{H}_{\text{int}} |x\rangle\langle x| \rangle_{\text{ss}} = -\frac{2p_x}{\pi} \int_{-\infty}^{\infty} d\omega \frac{\mathcal{J}(\omega)}{\omega} \quad (116)$$

because the integral over the fast oscillating cosine and exponential functions vanishes if both the spectral density  $\mathcal{J}(\omega)$  and the expectation value  $\langle |x\rangle\langle x| \otimes \hat{a}_\omega^\dagger \rangle_{\hat{\rho}_0}$  are analytic functions. Now, we can finally express the dissipated heat rate from Eq. (108) as

$$\frac{dQ_{\text{th}}^{(\text{diss})}}{dt} = 4\gamma_{\text{th}} \frac{n_{\text{th}} + p_e}{\pi} \int_{-\infty}^{\infty} d\omega \frac{\mathcal{J}(\omega)}{\omega} \quad (117)$$

for a general spectral density.

## B Enhancing power at constant efficiency with a dephasing bath at $T = 0$

Here we aim to find parameter scalings that allow to increase the total power of the QHE

$$P^{(\text{tot})} = \frac{\Delta W_{\text{ext.}}^{(\text{tot})}}{\tau_{\text{cycle}}} \quad (118)$$

while keeping the total efficiency

$$\eta^{(\text{tot})} = \frac{\Delta W_{\text{ext.}}^{(\text{tot})}}{\Delta Q_{\text{h}}^{(\text{sys})} + \Delta Q_{\text{h}}^{(\text{diss})}} \quad (119)$$

at a constant level. To this end, the stroke durations of the machine

$$\tau'_x = \frac{1}{\lambda} \tau_x \quad (120)$$

are reduced by the factor  $\lambda > 1$  for all  $x \in \{\text{com}, \text{h}, \text{exp}, \text{c}\}$  resulting in the shorter cycle time  $\tau'_{\text{cycle}} = \lambda^{-1} \tau_{\text{cycle}}$ . At the same time, we keep the heat exchange between system and thermal bath  $\Delta Q_{\text{th}}^{(\text{sys})}$  constant by ensuring that the total thermalisation of the working medium, characterized by

$$\gamma'_{\text{th}} \tau'_{\text{th}} = \text{const}, \quad (121)$$

does not change, i.e. the coupling to the thermal baths increases as  $\gamma'_{\text{th}} = \lambda \gamma_{\text{th}}$ . Next, we consider the conditions that have to be fulfilled in order to keep  $\Delta W_{\text{ext.}}^{(\text{tot})}$  constant. In addition to condition Eq. (121), that fixes the initial population before compression and expansion, one has to consider that faster compression and expansion strokes lead to stronger quantum friction in the working medium,

that has to be suppressed with stronger dephasing noise. The extracted work per cycle does not change if a bigger effective dephasing rate  $\Gamma'_{\text{eff}} = \lambda\Gamma_{\text{eff}}$  compensates for the faster strokes such that

$$\Gamma'_{\text{eff}} \tau'_x = \text{const}, \quad (122)$$

as the effective dephasing rate determines the ability of the machine to suppress quantum friction. We explicitly focus on the Lorentzian spectrum as this can be simulated easily. The corresponding effective dephasing rate from Eq. (62) scales as

$$\Gamma'_{\text{eff}} = \frac{8\Gamma'^2 \gamma'}{\gamma'^2 + 4\omega_0'^2} \propto \lambda \quad (123)$$

according to Eqs. (120) and (122). We encode this scaling in the three free parameters via

$$\Gamma' = \sqrt{\lambda}\Gamma. \quad (124)$$

which leaves the condition

$$\frac{\gamma'}{\gamma'^2 + 4\omega_0'^2} = \frac{\gamma}{\gamma^2 + 4\omega_0^2} = \text{const}. \quad (125)$$

for  $\gamma'$  and  $\omega_0'$ . We eliminate one variable by solving for  $\omega_0'$

$$\omega_0'(\gamma') = \frac{1}{2}\sqrt{\gamma'(\gamma_0 - \gamma')} \quad (126)$$

with

$$\gamma_0 = \frac{4\omega_0^2 + \gamma^2}{\gamma} = 32896 \quad (127)$$

which is equivalent to Eqs. (82) and (83). Finally, we aim for the scaling of the variable  $\gamma'$  by enforcing constant dissipated heat during the hot thermalisation

$$\Delta Q_{\text{h}}^{(\text{diss})} \propto \Gamma'_{\text{eff}} \frac{\omega_0'(\gamma')}{\gamma'} \gamma'_h \tau'_h = \text{const}. \quad (128)$$

which is obtained from Eq. (78) by using the explicit expression of the effective dephasing rate Eq. (62). This expression reduces to

$$\lambda \sqrt{\frac{\gamma_0 - \gamma'}{\gamma'}} = \text{const} \quad (129)$$

with the help of Eqs. (121), (123) and (126). We introduce the new variable  $\Delta\gamma = \gamma_0 - \gamma$  and we notice that the dissipated heat from Eq. (128) vanishes in the limit  $\Delta\gamma \rightarrow 0$  as  $\omega_0'(\gamma') \rightarrow 0$  ( $\gamma' \rightarrow 0$ ). We are in particular interested in the regime  $\Delta\gamma \ll \gamma_0$  and expand Eq. (129) to the lowest order to obtain

$$\sqrt{\frac{\gamma_0 - \gamma'}{\gamma'}} = \sqrt{\frac{\Delta\gamma'}{\gamma_0}} \left(1 + \mathcal{O}\left(\frac{\Delta\gamma'}{\gamma_0}\right)\right), \quad (130)$$

which implies the scaling

$$\Delta\gamma' = \frac{1}{\lambda^2} \Delta\gamma. \quad (131)$$

For the simulations, we use the same parameters as in Section 6.1 and fix the damping rate  $\gamma$  to a value close to the critical  $\gamma_0$  by setting  $\gamma = \gamma_0 - \Delta\gamma$  where  $\Delta\gamma$  takes on two different values:  $\Delta\gamma \in \{2^{-8}, 2^{-5}\}$ . The choice of  $\gamma$  automatically determines the energy gap of the harmonic mode

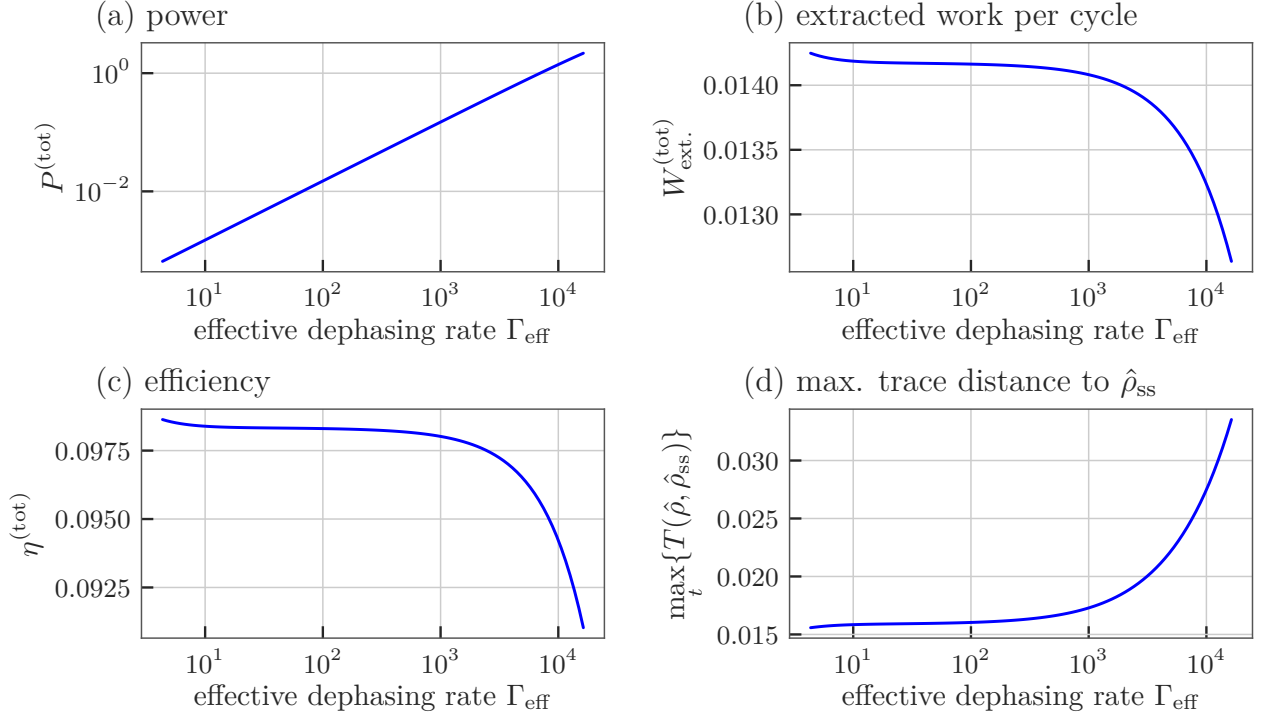


Figure 11: In the main text, we introduce a scaling factor  $\lambda$  to increase the power of the QHE while maintaining its efficiency at a constant value near the maximum possible efficiency. Here, we present the simulation results for two different values of  $\gamma$ , as described in the main text. (a) By reducing the cycle time of the QHE to  $\tau'_{\text{cycle}} = \tau_{\text{cycle}}/\lambda$ , we effectively increase its power. (b) We ensure a constant amount of extracted work per cycle by a proper rescaling of all the other parameters as explained in the main text. A constant amount of extracted work is necessary to ensure the linear power increase in (a). (c) By suppressing the dissipated heat, we are able to run the thermal heat engine near the optimal efficiency  $\eta_{\text{max}}^{(\text{sys})} = 0.106$ . (d) However, for large scaling factors  $\gamma$ , the analytical description of the state from Eq. (66) begins to deviate from the actual state in the simulations. In this regime, the extracted work per cycle and the efficiency begin to decline.

through the function  $\omega_0(\gamma)$ . Now, we rescale all parameters with the scaling factor  $\lambda$  according to the previously derived rules. The results of the simulations are shown in Fig. 11.

We observe that the extracted work per cycle and the efficiency of the QHE remain nearly constant over a large range of the scaling parameter  $\lambda$ , covering more than two orders of magnitude. Consequently, the power of the engine scales linearly with  $\lambda$ , given that the cycle time is inversely proportional to  $\lambda$ . However, as the speed of the engine and the effective dephasing rate increase, the accuracy of the analytical calculations decreases. We quantify this by computing the maximum trace distance between the analytically calculated state from Eq. (66) and the numerical results during a full cycle at steady state operation. In this regime, the performance of the QHE also diminishes slightly, as the extracted work per cycle drops slightly. The trend of the trace distance suggests that the QHE's performance will deteriorate further if larger values of  $\lambda$  are considered. As a result the scaling relations used here, which are based on our analytical Ansatz for the state of the QHE, will need to be adapted to achieve full convergence to the quasi-static efficiency of the QHE. Nonetheless, by utilizing a dephasing bath, we manage to increase the power of the QHE by a factor of  $10^3$  compared to the maximum power of a QHE without dephasing noise,  $P_{\text{max}}^{(\text{tot})} \approx 0.001$ , as shown in Fig. 4. Moreover, the right choice of parameters of the dephasing bath allows for operation close to the maximum efficiency  $\eta_{\text{max}}^{(\text{sys})} = 0.106$  from Eq. (23).