

A stacked ensemble learning IDS model for Software-defined VANET

Shakil Ibne Ahsan^{1*}, Phil Legg² and S M Iftekharul Alam³

^{*1,2}Department of Computer Science and Creative Technologies,
University of the West of England, Bristol, UK.

³Intel Labs, Intel Corporation, California, USA.

*Corresponding author(s). E-mail(s): ahsan026@gmail.com;

Contributing authors: phil.Legg@uwe.ac.uk;

s.m.iftekharul.alam@intel.com; s.m.iftekharul.alam@intel.com;

Abstract

Intrusion Detection Systems (IDS) are widely employed to detect and mitigate external network security events. VANETs (Vehicle ad-hoc Networks) are evolving, especially with the development of Connected Autonomous Vehicles (CAVs). So it is crucial to assess how traditional IDS approaches can be utilised for emerging technologies. To address this concern, our work presents a stacked ensemble learning approach for IDS, which combines multiple machine learning algorithms to detect threats more effectively than single algorithm methods. Using the CICIDS2017 and the VeReMi benchmark data sets, we compare the performance of our approach with existing machine learning methods and find that it is more accurate at identifying threats. Our method also incorporates hyperparameter optimization and feature selection to improve its performance further. Overall, our results suggest that stacked ensemble learning is a promising technique for enhancing the effectiveness of IDS.

Keywords: VANET, IDS, Ensemble Learning, VeReMi, CICIDS2017

Introduction

VANETs (Vehicle ad-hoc Networks) are a subclass of Mobile Ad-hoc Networks, often described as MANETs. Rapid topology changes influence a specific

type of wireless multi-hop network called a VANET because of the high node mobility. Inter-vehicle communication is becoming potential research, standardization, and development as more cars

are outfitted with wireless communication and computing technology. The new era of automobiles and road traffic systems will depend on wireless networks and machine learning. As stated previously, many lives have been lost on highways. Consequently, when road traffic increases, road safety must also grow. We need a mechanism by which vehicles can be made sufficiently intelligent to manage their process for road safety. This notion constituted the foundation for VANETs. VANETs enable vehicles to speak with one another and learn whether a diversion is coming or if more data is necessary. Therefore, a VANET based on IEEE 802.11p facilitates communication between vehicles. SDN-based VANETs follow the below architecture [Ku et al \(2014\)](#). VANET is a wireless network in which both stationary and mobile nodes connect. Such a system has frequent disconnections, a dynamic topology, and significant node mobility. Each attribute may result in a security flaw that hazards the system. In comparison to MANET, VANET mobility is considerably greater. In a VANET, vehicles travel arbitrarily throughout the network and are restricted by the network's topology. To detect known and unencrypted attacks in a local detection scenario, researchers are showing a great interest in current years due to the SDN concept in VANET dealing implementation of the Machine learning-based detection mechanism. IDS is still in its infancy, and many studies must be conducted to make ID as successful as possible. Current IDS is plagued by difficulties and obstacles that require rapid and intensive investigation. This work has identified significant elements and activities that research communities must address. The problem and assignment areas :

- Incomplete data set: A data set is a collection of comprehensive data and information from a survey that must be examined. From IDSs, data sets contribute significantly to the accuracy of outcomes. For example, researchers are now utilizing DARPA 98, 99, and the University of New Mexico's immune system data sets. Still, we cannot prevent relatively recent attacks due to their lifetime.
- Methodologies for detection: It is a crucial aspect of determining if a packet/data originates from an attack or whether it is valuable data that the user needs for carrying out operations or activities. Detection algorithms must be efficient enough to match all cases in a short amount of time and efficiently match criteria. The basis for the search policy might be abuse or abnormality. Therefore, anomaly or abuse might serve as the detection approach. A declaration is a piece of data utilized by the matching process. A downside is that there are no instructions for matching fresh assaults. Therefore, this attack is detected by determining if a new attack has been discovered or by detecting a change in data that matches the pattern. Therefore, we need a good and quick algorithm that will identify patterns wider and faster to fit the majority of assaults.
- Weak design: All IDSs have a compact design; thus, if a user needs to edit a portion of the IDS, the IDS must be stopped, modified, and redeployed.

By referring to the below literature review, several basic study gaps in ML-based IDS research has been noted. Still, there has enough opportunity to improve the Intrusion detection Model

accuracy. Moreover, IDS users still struggle to detect known unencrypted attacks because IDS has not yet achieved 100% accuracy. One significant issue with IDS is that they regularly alert the auditor to false positives. However, an IDS can be optimized to reduce the number of false positives and false negatives. Robust and Realistic IDS Model: In VANETs and IDS, adversarial attacks can impact or mislead machine learning models by purposely feeding them erroneous or malicious data. This attack might be tailored to target and exploit the weaknesses of a particular IDS model precisely. Deficiency of publicly available VANET database with attacks. No fast, inexpensive, and effective in-built privacy-preserving machine learning-based IDS is still visible.

Contributions

This article proposes a new model for anomaly detection in the SDN-based VANET for the Binary and Multiclass classification to detect different attacks and Benign in the VeReMi dataset. The contributions of this paper are as follows:

1. This research suggests a novel approach to intrusion detection in SDN-based VANETs that integrates different machine-learning approaches for better accuracy and speed of operation.
2. Furthermore, the suggested IDS model can identify minor attack entries in a big dataset, an essential component to VANET security.
3. The evaluation of our suggested approach using two comprehensive datasets (CICIDS2017 and VeReMi) can provide a more comprehensive evaluation of IDS models in SDN-based VANETs. VeReMi offers a large

and diverse network traffic data set, while CICIDS2017 focuses on intrusion detection in a simulated environment relevant to VANET security. This combination can help evaluate IDS performance in detecting and responding to a broader range of security threats. Insights into the strengths and weaknesses of the proposed ML model and techniques can also be gained.

Background

VANET is a wireless network in which stationary and mobile nodes connect. Such a system has frequent disconnections, a dynamic topology, and significant node mobility. Each attribute may result in a security flaw that hazards the system. In comparison to MANET, VANET mobility is considerably greater. In a VANET, vehicles travel arbitrarily throughout the network and are restricted by the network's topology. Numerous applications are made possible by VANETs, including real-time traffic monitoring systems, blind crossing prevention, safety, dynamic route planning, and collision prevention. Providing Internet access to vehicle nodes is another crucial use for VANETs. WHO reported that 1.3 million individuals globally expire in road crashes each year. Moreover, 20 to 50 million suffer non-fatal injuries. [WHO \(2023\)](#)

The new era of automobiles and road traffic systems will depend on wireless networks and machine learning. As stated previously, a significant number of lives have been lost on highways. Consequently, when road traffic increases, road safety must also grow. We need a mechanism by which vehicles can be made sufficiently intelligent to manage their process

for road safety. This notion constituted the foundation for VANETs. VANETs enable vehicles to speak with one another and learn whether a diversion is coming or if more data is necessary. Therefore, a VANET based on IEEE 802.11p facilitates communication between vehicles. SDN-based VANETs follow the below architecture [Ku et al \(2014\)](#).

Communication And Standard

The USDOT has designated DSRC as the preferred inter-vehicle communication medium. The communication infrastructure for linked automobiles is provided via WAVE protocols. IEEE 802.11p protocol and IEEE 1609.x protocols define WAVE. Their activities conform to the internet protocol stack. Table I displays WAVE's tiered architecture. Physical and data connection layers are supported by IEEE 802.11p. The tiers of operation for IEEE 1609.x are network, transport, and application. This protocol focuses on the physical and MAC levels to provide low latency and good dependability across short radio communication lines. [Chekkouri et al \(2015\)](#) It functions at both the physical and MAC levels. It offers a direct wireless interface and mapping between MAC and physical data. In addition, it offers media access rules and aids in multi-channel operations at the MAC layer.

IEEE 802.11p

enables security via authentication and encryption of private communications. All cars are expected to be registered by a Motor Vehicle registration unit. This would assign MAC IDs to automobiles. Alternately, VINs can serve as MAC addresses for automobiles. Vehicles will obtain IP addresses upon network connection. The identification of vehicles

will be based on their MAC addresses, IP addresses, or publicly provided IDs. (Zheng and Wu, 2016)

IEEE 1609.4p

Support for multi-channel operations is achieved by time division so radios can switch between different channel intervals. Control Channel (CCH) and Service Channel (SCH) are the two channels of this IEEE standard. Continuous safety messages are sent via CCH, whilst other applications are routed via SCH. IEEE 1609.3p defines the network and transport layer services. Here, IP addressing and routing occur. IEEE 1609.2p is the protocol that specifies secure message exchanges and encryption. IEEE 1609.1p is a protocol specifying alert and probe vehicle message forms. Currently, a modification to IEEE 1609.x is in the works. And the following enhancements have been made. Draft IEEE 1609.5 to handle vehicle-to-vehicle and vehicle-to-infrastructure connectivity. Draft IEEE 1609.6 to provide remote management between OBUs and RSUs. IEEE Standard 1609.11 for safe electronic transactions. IEEE Standard 1609.12 for defining the allocation of value identifiers in WAVE. (Chen, Jiang and Delgrossi, 2009)

SDN strategies to address VANET security concerns

SDN can handle the transmission throughout the whole network without separately configuring network devices. SDN provides a holistic picture of the network. Consequently, it is possible to govern all network components and traffic using a centralized SDN controller. To protect the traditional network, a great deal of information must be exchanged.

The SDN controller is capable of concurrently collecting and processing all information. The principal characteristics of SDN offer VANET security benefits. Using these capabilities, SDN-based architectures and networks can defend against the most common security vulnerabilities in VANET [Akhunzada et al \(2016\)](#). Nevertheless, the network will be most susceptible to security concerns if a rogue node compromise or impersonates the controller. An attacker may issue commands to network devices to undertake malicious actions through the hacked controller. Through programmability, attackers can build false and inaccurate flow rules to interrupt communication and manipulate devices and software. These harmful operations are capable of causing network resource unavailability, inadvertent occurrences, traffic congestion, and communication delays. The following section discusses various risks associated with SDN-based VANET. These two conceptions are at odds with whether SDN is a security benefit for VANET or a security risk for VANET.

VANET Characteristics and Negatives

VANET is a wireless network in which both stationary and mobile nodes connect. Such a system has frequent disconnections, a dynamic topology, and significant node mobility. Each attribute may result in a security flaw that hazards the system. In comparison to MANET, VANET mobility is considerably greater. In a VANET, vehicles travel arbitrarily throughout the network and are restricted by the network's topology. Due to the high mobility of nodes, VANET topology is dynamic and unpredictable; this and other circumstances, such as

severe weather conditions, VANET may have several disconnections throughout the system.

Intrusion Detection System (IDS)

The intrusion detection system is a network-based system that detects any harmful activity on the target network. The software architecture functions by studying the network and identifying any attempted or successful intrusions into the network so that appropriate measures may be performed in a timely manner to avoid damage from such actions. When an IDS identifies malicious behaviour in a network or node, it also blocks the malicious node's access to the network to avoid additional network damage. Intrusion Detection System designs can be centralized or decentralized. A centralized intrusion detection system collects and analyzes data in a centralized system, whereas a distributed intrusion detection system collects and analyzes data on several dispersed hosts. A centralized IDS achieves effective intrusion detection for a single system. The sites for data analysis remain constant regardless of the number of observed hosts. In situations involving numerous systems, IDS employs a decentralized design. In decentralized intrusion detection systems, numerous data security analyses are performed at several network locations. The number of places where data analysis is conducted is proportional to the number of observed host computers. This is the Effective system architecture achieved by evaluating the network and detecting any intrusion attempts or Malicious activities that made the network vulnerable so that appropriate measures could be taken timely to prevent such activities from causing damage. There are five distinct

categories of VANET attacks: (1) authenticity, (2) confidentiality, (3) availability, (4) integrity, (5) accountability, and (6) privacy. The Intrusion Detection System counteracts harmful actions by blocking a questionable IP address, port, or person from accessing and gaining access to the network. Depending on the goal of intrusion detection systems are separated into three types.

Network-based Intrusion Detection System (NIDS) operates at the network level to identify any rogue network node or incursion attempt into the network. NIDS are strategically positioned within the network to manage traffic to and from all equipment on the network. It analyses passing traffic on the whole subnet and compares it to a library of known assaults. The administrator can be notified once an attack or suspicious behaviour is detected. Host-based Intrusion Detection Systems (HIDS) function locally on a particular node to detect any intrusions. HIDS operate on particular network hosts or devices. A HIDS analyses only the inbound and outbound packets from the device and alerts the user or admin if any unusual behaviour is noticed. It compares the current snapshot of system files to the past snapshot. If vital system files are updated or deleted, the administrator is notified to examine them. Wireless Intrusion Detection Systems (WIDS) operate wireless networks having comparable functionality to NIDS. Based on their detecting strategies, IDS is categorized under Misuse Detection and Anomaly Detection and, based on the behaviour of IDS.

Related Works

As a part of the research, different articles had been reviewed to explain how earlier researchers have ended work on

Table 1 CICIDS2017 Dataset attacks.

Attacks	Size
DoS	251712
PortScan	158804
DDoS	128025
Brute Force	13832
Web Attack	2180
Bot	1956
Infiltration	36
Heartbleed	11

Intrusion Detection System for cyber-attack detection in SDN-based VANET. This Literature review study employs the methods stated by PRISMA. The methodology covers 8 main steps: User needs assessment, define the Research Questions, Search String, Selection of Source, Select Relevant Paper, Screening Findings, Extract Data, and, finally, synthesize the collected data. (Kitchenham and Charters, 2007)

User Needs Assessment

To Discover the user need, the following steps are essential to conclude What users want or need to protect themselves from cyber-attack.

Step 1: Identify Stakeholders

Government and private organizations are the two main stakeholders in the cybersecurity field. In the private sector, companies from various sectors of the economy, the ISPs, software vendors, end users etc.

Step 2: Understand IDS Issues

IDS and Malware detection systems can still not detect unknown, Encrypted, and Inference attacks with 100% accuracy. According to Kaspersky, most Malware detection products do not even

Table 2 VeReMi Dataset attacks and size.

Attacks	Size
BENIGN	437429
Attack type 16 (Eventual stop Attack)	56595
Attack type 4 (Random Attack)	30510
Attack type 2 (Constant Offset Attack)	30473
Attack type 1 (Constant Attack)	30473
Attack type 8 (Random Offset Attack)	29460

reach the required 90% security threshold. A significant player in the IDS market, CISCO, claimed that Rapid detection—those made in less than five minutes—and long-term learning capacities displayed excellent performance in their IDS. Cisco Encrypted Traffic Analytics, or IDS discovered nearly two-thirds of all known malicious flows in less than five minutes. Moreover, Cisco declared this IDS demonstrated better identification results even with low volumes of 0 to 20 flows, whereas 2000 plus flows enabled 100% detection for known attacks. Nevertheless, this solution has a limitation with a small attack size and taking three hours to gain 100% accuracy. However, Cisco ASDM to manage Cisco Secure Firewall ASA (with IDS/IPS) has been impacted by vulnerabilities CVE-2022-20829, CVE-2021-1585, and CVE-2022-20828. Researcher Jake Baines, who disclosed them to Cisco in February and March of 2022, added that many users were undoubtedly not updating their Cisco firewalls properly. [CISCO \(2022\)](#) [Scroxtion \(2022\)](#).

Intrusion detection system challenges in SDVN

While creating an adaptable and versatile IDS using ML in SDN-based VANET networks, there are several difficulties. Due to the need for effective data classification

in academic research. To provide a consistent and precise evaluation of intrusion detection systems, robust datasets must be created. Several datasets are available for intrusion detection testing and evaluation. For examples,

CICIDS2017

dataset contains attacks like DoS, DDoS, Brute Force, XSS, SQL Injection, Infiltration, Port scan, and Botnet common attacks. The database is wholly labelled and has over 80 network traffic features for good and bad flows. [Sharafaldin et al \(2018\)](#). Nevertheless, CICIDS2017 holds more than 280,000 entries with all unfilled features. Very few numbers of entries containing 'NaN' or 'Infinity'.

VeReMi

A benchmark dataset for misbehaviour detection systems for VANETs is the VeReMi dataset. It is a synthetic dataset that was made with LuST (Version 2) and VEINS (with modifications based on Version 4.6). In this dataset, onboard unit message logs from a simulation environment are included, along with tagged ground truth. It has two primary uses: it gives a starting point for figuring out how well misbehaviour detection systems work city-wide. Though this database has very few attack classes and sizes as Table 3. [van der Heijden \(2018\)](#) [Sharma \(2021\)](#). Many researchers are generating synthetic datasets for their research purpose by using different simulators, but their database size is shallow; the entry size has mentioned in the table.

Attack detection techniques

The article discusses the ML-Based tactic to detect DDoS Attacks in SDVN.

[Singh et al \(2018\)](#). This paper suggests a method for spotting threats in SDN-based vehicular networks based on machine learning. The research has a particular emphasis on vehicle-to-infrastructure (V2I) links. It analyzes the current environment to establish the machine learning strategy that will most successfully detect threats posed by distributed denial of service (DDoS) attacks (Short-lived TCP Flooding, UDP Flooding). To accomplish this, it collects seven different elements of actual data from TCP and UDP flows both when DDoS attacks them and when they are not. The network is educated by employing several different supervised learning algorithms depending on the data acquired, and it is discovered that the gradient boost classifier produces the most satisfactory outcomes. In addition, the random forest, decision tree, and linear SVM approach all produce results that are pretty close to being the best. On the other hand, the limited training data could be to blame for the NN's weak performance. Accurate, measurable data was not found in the write-up or the chart.

[Aneja et al \(2018\)](#) presents an AI-based system that can identify a Route Request (RREQ) flooding attack. Researchers used a genetic algorithm to optimize feature subset selection and an ANN for classification. The model scored 99% accuracy from 1000 entries simulated dataset.

[Yu et al \(2018\)](#) In this study, they analyze DDoS assaults in an SDN-based vehicular network by employing TCP flood, UDP flood, or ICMP (internet control message protocol) flood. In this research paper, the authors present a scheme for detecting Distributed Denial-of-Service (DDoS) attacks in SDVN atmospheres using three separate models. A “trigger detection model” for inbound packets and

another method is the “flow table feature-based detection model.” Both methods use the OpenFlow protocol features and the detection of a threat model based on support vector machine classification. All of these models are used in conjunction with one another. They synthesized and simulated network traffic to accommodate various DDoS attacks via Scapy and hping3, and the findings suggested an efficiency of over 97%. In the article, ML-Based Intrusion Detection Method for VANETs.

[Zeng et al \(2018\)](#) the authors developed an ML-based Senior2Local IDS with propagation to identify potential threats in VANETs both Globally and Locally. They used a fuzzification ANN technique to recognise malicious attacks globally to protect CHs in RSUs. After that, a game theory trust system is developed separately for RSUs. They employed a simple and straightforward SVM to detect attacks locally. The findings demonstrated that the method was more reliable and resilient than earlier ML-based tactics.

[Gad et al \(2021\)](#) conduct the experiment on a ToN-IoT dataset and test various ML approaches in binary and multiclass classification problems in VANET to detect intrusion. Using LR, binary classification problems can be addressed. To handle multiclass challenges, researchers used a one-vs-rest multiclass strategy.

[Liu et al \(2014\)](#) suggest employing data mining methods in VANETs to identify existing assaults and find other attacks that have not yet been discovered. The suggested approach has three primary contributions:

(A) A decentralized vehicle network and build scalable communication.

(B) The use of two data mining models to prove viability for an IDS in VANETs;

(C) The discovery of novel patterns of unidentified threats.

The suggested solution uses a cell grid to organize the previously mentioned network. Every cell has a transmission tower, enabling users to communicate with other cells and the internet. Each one will carry out its data mining models and sets of rules to identify new assaults. Therefore, the IDS can develop new rules that may be communicated for each subnetwork. The trucks and the tower cell collect the data sent throughout the network. The authors use Naive Bayes and Logistic Regression classifiers to analyze the obtained data. Finally, the authors use simulation to evaluate their strategy's performance over a network.

First, the SUMO simulator produces a file that tracks movement. Then, to mimic a wireless network, this information is given into ns-2. This scenario includes 150 cars that turn randomly at junctions, drive at the posted speed limit (which ranges from 5 to 20 meters per second), and stop at traffic lights that are randomly positioned. To validate the IDS, 5 automobiles were outfitted with Linux and made to run various network applications. After then, nine months were spent using TCPdump to generate the dataset. There were 4 different kinds of attacks, with 39 different types documented. After that, WEKA is used to categorize them. Finally, the metrics recall, F-measure, and Matthews's correlation coefficient were utilized to assess the models (MCC).

Overall Performance Accuracy Score is still below 100% in different techniques

[Türkoğlu et al \(2022\)](#), With the help of feature selection and hyperparameter optimization, the DT classifier attained an accuracy score of 99.35%, which was the best possible result. The excellent results achieved with the methodology developed proved the considerable significance of feature selection and optimization techniques. These findings were proven by the outstanding results obtained with the method.

[Kim et al \(2017\)](#) proves the existence of a collaborative security threat detection method within software-defined vehicular cloud architecture. As, in a traditional vehicular environment have some exceptional features, such as high flexibility, dynamic networking, and rapid connectivity. His proposed model said an SDVC controller had collected the flow information from the vehicular cloud (VC) to train multiclass SVM. In the next step, the SVM classifier identifies the bad actors among the network's nodes. Though, performance is still under 90% for Accuracy score, Precision, and Recall. However, [Misra et al \(2011\)](#) offer an LA-based system for IDS in VANET. The suggested methodology protects users' anonymity by giving each car a unique, changing ID. The suggested approach involves developing a VANET administration system. There is a base station at the beginning and end of each route, and all cars have transmitters to stay in touch with the base stations. To redirect traffic, each attacker will generate malicious packets. The budgets of the attackers and the system are similar. The more the attacker's resources, the greater the number of packets it can create. All that is needed to identify the attackers is

their dynamically assigned identifiers. If unique IDs are assigned to vehicles, and many vehicles have the same ID, then at least one of the vehicles is likely malevolent. Under attack, grid budgets may be attributed, and sampling rates can be recalculated with the help of learning automata. Simulations run on their simulator are used to evaluate models. The success rate for detecting four attackers ranges from around 44% to 77%. In the suggested setup, the IDS is located in each base station and has complete sight of overall network traffic.

[Tian et al \(2010\)](#) proposes a BUSNet-based IDS tailored to protect VANETs from malicious activity. This hierarchical anomaly detection technique is built on the virtual setup of the mobile bus agents. In this configuration, the buses serve as the cluster heads, collecting and relaying data packets broadcast by passing vehicles through accessing points installed along the roadways. After that, an NN-based classification system takes that data and uses it to spot DDoS assaults. The proposed method is tested in an artificial network constructed with the ns-2 network simulator. The researchers do not disclose the method or traffic simulator utilized to generate the simulation results. Fifty unique vehicles are simulated, each communicating using a constant bit rate (CBR) and 512-byte packet size. During each attack, two vehicles work together to send out updates at small durations of 0.01 seconds at four different checkpoints over 10 seconds. Both vehicles are used in every attack. The authors establish their benchmark by picking a value below which they treat everything as an assault. This number might range from 0.05 to 0.7, which helps to explain the discrepancy in these

results. A threshold value of 0.2 is recommended as the best option. Overall, accuracy has not achieved the milestone to protect VANET.

[Mejri and Ben-Othman \(2014\)](#), The proposed fix is a detection system that uses a statistical method, linear regression, and a watchdog to discover greedy behaviour in the MAC layer passively. A watchdog monitors the degree to which active nodes' access periods correlate as part of the suggested approach. The network is under assault if the correlation coefficient is close to 1 but not precisely 1, and the linear regression straight-line slope is also not close to 1. This can happen when the correlation coefficient is near 1 but not quite 1 or when the slope is very close to 1 but not quite 1. The developed program does this by monitoring three metrics: the interval between transmissions, the total time spent transferring data, and the number of connection attempts made by a node. Then, with the aid of the trace file created by SUMO, the solutions' functioning is analyzed in real-time. -3. The SUMO scenario is based on a city map with labels and signals. Researchers first simulate the network using nodes that behave correctly to ensure the linear regression method is reliable. After that, four greedy automobiles are produced by injecting greedy nodes one at a time. To detect greedy behaviour, this approach takes 1.3 seconds for 1 node, 1.9 seconds for 2 nodes, 3.1 seconds for 3 nodes, and 7.9 seconds for 4 nodes. [Ali Alheeti et al \(2015\)](#) The solution proposed in the paper is an ANN-based ill-use and anomaly intrusion detection system that can identify DoS assaults. The authors designed the solution by first developing a mobility scenario within SUMO. For ns-2 to read the files SUMO created, a conversion was performed using

MOVE. In the end, ns-2 was utilized to imitate the vehicles' ability to communicate with one another. When creating the mobility and traffic situation, the authors took the urban mobility of Manhattan as their inspiration. The simulation takes two minutes and fifty seconds with thirty cars and six Road Side Units (RSUs). A CBR (Constant Bit Rate) traffic that conveys User Datagram Protocol (UDP) packets is being performed by the vehicles. Only one of the automobiles intentionally tries to cause harm. It will discard the packets rather than send them to the destination. The solution built was accurate 85.02% of the time when classifying normal behaviours and 98.45% when classifying deviant behaviours.

[Gruebler et al \(2015\)](#) The authors advocate using a POS approach to reduce the number of features taken from the trace file. These are fed into an artificial neural network to teach it to classify data. After that, the ns-2 trace files that were created were employed in the POS algorithms so that the appropriate characteristics could be extracted. Next, Fuzzification is applied to the dataset's data to prevent classification difficulties. Finally, the dataset is classified with the help of an FFNN using the IDS created for this solution. Sixty thousand records from the dataset were used, with half designated for training, another quarter for testing, and the remaining quarter for validation (25%). This dataset includes both benign and harmful activity in equal measure. The malicious behaviour that was designed was a Black Hole attack, in which the malicious vehicle would not forward any received packets but dump them instead. Ultimately, the intrusion detection system was evaluated using anomaly and misuse detection. Regarding identifying misuse, it acquired a classification of 99.89 % for normal conduct and

99.80% for deviant behaviour. Regarding detecting anomalies, the findings for typical and aberrant behaviours came in at 99.87 and 99.72%, respectively.

[Sedjelmaci and Senouci \(2015\)](#) This paper presents a cluster-based intrusion detection system (IDS) to defend a network against selective forwarding, black holes, wormholes, packet repetition, resource depletion, and Sybil attacks. The technique that has been presented uses several different detection managers that operate on three different levels: cluster associate, cluster head, and RSU. The cars' speeds determine how they should be organized into clusters. Cluster connection and the assurance of data safety are the criteria utilized in selecting the cluster heads. When social behaviour is introduced, the connectivity inside a cluster is improved. The IDS architecture comprises two primary detection schemes and a decision scheme. LIDS and GIDS are the detection systems run at cluster members and heads. The name of the decision-making scheme is Global Decision System, which is hosted on the RSUs. Because of this, the system can monitor several organizations and identify threats on multiple levels. In addition, each level can perform a unique set of algorithms and detecting approaches, which evaluate a unique set of characteristics. The Global Decision System will be provided with the collective standing of each car, which the cluster head will then send. The Worldwide Decision Scheme will then calculate the trust level of every vehicle. To evaluate the proposed system, ns-3 was used as the network simulator, while SUMO was used to mimic the vehicle's movement. The IDS was evaluated concerning the detection rate, the false positive rate, and the detection time. The various assaults were put through

their paces using a range of vehicle counts during testing. The percentage of hostile cars always equals 45% of the total. The provided findings range from 92% to 100%, although this depends on the total number of cars and the type of attack conducted.

Ali Alheeti et al (2016) proposed A FFNN and SVM-based intrusion detection system is suggested in this paper. A methodical reaction is also suggested to protect automobiles if harmful conduct is identified. A dataset composed of SUMO and ns-2 is utilized to train the IDS, and the features extracted from the trace file are used as training data. The POS algorithm has reduced these characteristics from 21 to 15. The collection consists of 30,000 entries that differentiate between appropriate and inappropriate behaviours. Fuzzification is performed on this dataset before it is used for classification. The writers separate the dataset into three distinct categories: validation, test, and training. Generating grey-hole attacks involves picking malicious vehicles that drop packets at arbitrary intervals throughout the attack. The AODV protocol needs to be modified so that rushing assault can be carried out successfully. In SVM, the accuracy values achieved through simulation were 99.93% for normal behaviour and 99.64% for aberrant conduct. When FFNN was used, the findings showed an accuracy of 99.82% for normal behaviour and 98.86% accuracy for deviant conduct, respectively.

Alheeti et al (2017) Using Linear and Quadratic Discriminant Analysis, the authors present an intelligent IDS to guard against assaults, namely DoS and Black Hole attacks. To begin, malevolent actions are modelled and then emulated.

Next, the authors make several adjustments to the AODV protocol to produce the DoS attack. In this scenario, denial of service attacks is carried out by dropping packets. After that, multiple mobilities and traffic set-ups were developed. SUMO and MOVE produced a realistic setting of both abnormal and typical behaviour. In addition to that, ns-2 was utilized to imitate various forms of communication. The dataset is derived from the ns-2 trace file, and all 21 characteristics are preserved throughout the process. The data is given a fuzzy appearance before being put through the test and the training. The findings of the Linear Discriminant Analysis indicate a detection rate of 86.44%, whereas the Quadratic Discriminant Analysis results indicate a detection rate of 85.67%.

Sharma and Kaul (2018) The authors suggest a novel technique for selecting a steady Cluster Head, and it uses Hybrid Fuzzy Multi-standards. After that, a machine learning-based intrusion detection system that uses SVM is utilized to identify malicious activities. The utilization of a Dolphin Swarm Algorithm results in an improvement to the SVM-based IDS detection capabilities. This program uses dolphin swarms' hunting and preying behaviour to locate and isolate misbehaving nodes in a network. The future method is evaluated through the use of simulation. Matlab and NetSim simulate the network, while SUMO models the traffic. During the simulation, a range of node densities from 50 to 300 are examined, with a maximum of 45% of the cars acting as attackers. The suggested intrusion detection system has a detection rate greater than 98%, selective forwarding, and wormhole attack; however, this percentage can vary based on the number of vehicles.

Table 3 Review of different ML-based IDS models in VANET and SDVN.

Reference	ML Models	Dataset	Attack	Featuring Method	Top Result
Singh et al (2018)	GB, RF, DT, Linear SVM, LR, NN, Neural Net.	Generated (14456)	Short-lived TCP Flood, UDP Flood.	-	Not measurable from the chart
Aneja et al (2018)	ANN	NS2 Trace (1000)	RREQ Flood	GA based	Accuracy: 95%, Precision: 97%, F-Score: 98%, FPR: 3%
Yu et al (2018)	SVM	DARPA 2000, CAIDA DDoS 2007	TCP flood, UDP flood, ICMP Flood, Etc.	Flow-based features and statistical based entropy	TCP Traffic Pre-Selection: DR 98.26 %, FR 0.52% After-Selection: DR 98.56% FR 0.32%
Zeng et al (2019)	DeepVCM, KNN, DT, 1D-CNN, LSTM	ISCX2012, NS3 Trace (28236)	Brute Force, SSH DDoS, HttpDoS	RAW data	NS3 Dataset/ DeepVCM/DoS Precision 98.5% Recall 98.3% F1-Score 98.4%
Zeng et al (2018)	ANN	Generate	-	CNN algorithm applied to Extract features.	Accuracy: SMV-CASE 98.7%, CEAP 98.9%, Senior2Local 98.37%
Gad et al (2021)	LR, NB, DT, SVM, kNN, RF, AdaBoost, XGBoost	ToN-IoT	DoS DDoS etc.	Features Selection: a. Apply Chi ² b. Apply SMOTE c. Apply above both	With All Features XGBoost: Accuracy 99.1%, Precision 98.4%, Recall 99.1%, F1-Score 98.7%
Türkoğlu et al (2022)	kNN, SVM DT	Generated	DDoS	MRMR filter method	DT Algorithm with 25 Features: Accuracy 99.35%, Sensitivity 99.22%, Specificity 99.80%, F1-Score 99.21%
Kim et al (2017)	SVM	KDD CUP 1999	DoS, Probing, U2R, R2L Etc.	-	Under Diff. Attack (Approx. from Graph when $\alpha=0$): Accuracy SVM-VC 68.00%, SVM Nearest Neighbour 57.00%, SVM Individual 39.50%
Liu et al (2014)	NB, LR	TCPdump	DoS, R2L, U2R, Probing	-	Not measurable from Chart. LR showed the best result.
Ali Alheeti et al (2015)	ANN	NS2 Trace file	DoS	-	Accuracy 85.02%
Gruebler et al (2015)	ANN	NS2 Trace file and Animator (32000)	Black Hole	-	Accuracy 85.02%
Ali Alheeti et al (2016)	FFNN, SVM	NS2 Trace file	Grey Hole, Rushing	-	Accuracy: SVM-Abnormal 99.80%
Sharma and Kaul (2018)	SVM	NS2 Trace file	Wormhole, Selective Forwarding, Packet Drop	Hybrid Fuzzy Multi-Criteria Feature Selection	Performance evaluated by DR, FPR, DT
Kumar et al (2015)	Learning automata	Generated	Flooding, Blackhole	-	-
Shu et al (2021)	MLP (ANN), BiGAN	KDD99, NSL-KDD	DoS, U2R, R2L, Probing etc.	-	Accuracy 98.4% Precision 95.23% Recall 96.74% F1-score 95.98% Precision and recall are low due to complex model.
Bangui et al (2022)	Hybrid model based on RF	KDD99, CICIDS2017	DoS, DDoS, HeartBleed Etc.	-	Accuracy 96.93%
Polat et al (2020)	Softmax	Generate (17779)	DDoS	-	Accuracy 96.9%
Alsarhan et al (2023)	SVM, GA, PSO, ACO	NSL-KDD	DoS, Probing, Unauthorized access	-	Accuracy 98%
Gao et al (2019)	RF	NSL-KDD, UNSW-NB15	DDoS	-	Accuracy 99.95%
Alladi et al (2021)	CNN-LSTM, CNN- bidirectional LSTM, LSTM, Auto-encoders Stacked LSTM, GRU	VeReMi	Various types of Anomalies	-	Accuracy 98%

Kumar et al (2015) offered a cloud intrusion detection system founded on clustering and LA was presented. This method can potentially improve detection activity. The LA determines the leadership of clusters based on factors such as the total comparative velocity and the connectedness grade. The next stage, safeguarding the data, will begin after this procedure is complete. In this process stage, an automaton will validate messages using the HMAC algorithm. When utilizing the method that has been suggested, around 93% of harmful actions are recognized, and when mobility is added to leadership formation, the percentage of false positives is reduced. In addition to that, this technique is flexible enough to adapt to any alterations made to the network's nodes.

Shu et al (2021) presented an IDS for VANETs by implementing an SDN-Based controller on each base station to differentiate between regular network traffic and attack network flows. Using the total network flow data, they trained several SDN controllers for the full VANET using GAN. This IDS approach permits distributed SDN controllers to detect their sub-network flows directly, and it can reduce high processing overheads. The author tested their algorithm using criteria along with precision, Accuracy, F1-Score, recall, and area under the curve (AUC), where maximum accuracy is 98.4%.

Zeng et al (2019) Researchers have proposed a deep learning-based intrusion detection method incorporating CNN and LSTM. The proposed model's efficiency was evaluated compared to that of previously developed ML methods using a public dataset and an NS3 simulated VANET dataset with 28236 entries. The

recommended model earned an F1 score ranging from 0.91 to 0.99.

Before analyzing the above literature, let us see what NIST reported in 2007: history proved that high rates of false positives and negatives are allied with network-based IDPSs. NIDPSs cannot identify threats inside encoded network traffic; consequently, the system must be installed where the system can screen traffic before encoding or after decoding, or host-based IDPSs must be employed on endpoints to monitor unencrypted movement. Furthermore, NIDPSs are frequently incapable of performing complete analysis under high loads. Furthermore, require enough tuning to get good detection accuracy. Scarfone and Mell (2007). In 2022, NIDSs improved to analyze under full load when passing high flow of traffic; due to modern hardware specs and ML algorithms being used effectively. Besides, researchers should conduct their experiments with an extensive database to get at least 100% accuracy for known attacks. In the literature review, two types of IDS research are noticed, A) ML-based Model built with performance analysis. And, B) Innovated Model implementation in a simulator to make a VANET environment to check feasibility before real-time practice.

Gad et al (2021) discussed ML-based IDS techniques in VANET that are impressive. Researchers used SMOTE, chi2, and SMOTE+chi2 to eliminate the database imbalance problem in the feature engineering phase, and the XGBoost method's overall score is better than others. In the Training-Testing phase, researchers used Logistic regression (LR), naive Bayes (NB), decision tree (DT), support vector machine (SVM), k-nearest neighbour (kNN), Random Forest (RF), AdaBoost, and XGBoost. However, no

method had been used for Hyperparameter tuning. This experiment could be better by using the Ensemble Sacking classification to increase overall performance, which this paper wants to address.

[Türkoğlu et al \(2022\)](#) used the MRMR feature selection algorithm to get the most correlated features for attack detection. First, scholars split the dataset in 3 ways: Training, Validation, and Test Data. After that, researchers used Bayesian Hyperparameter Optimization with training and validation data. However, 3-way splitting (60%, 20% and 20%) was not mandatory for tuning. Instead, the same training data could be used for tuning purposes. That way, 70% or 80% of data could be used for training the database, and 30% or 20% of data will be used for testing purposes to increase the overall accuracy.

[Aneja et al \(2018\)](#) done proper research using ANN (feed-forward network) with backpropagation technique. This backpropagation operates by scheming the gradient at every layer, known as the local gradient. Then, the weights and biases values are updated according to Levenberg-Marquardt optimization. Moreover, a Genetic algorithm is used for feature selection.

Technical Implementation

The VeReMi dataset was created to test the effectiveness of VANET misbehaviour detection systems (vehicular networks). This database contains onboard unit message logs created from a simulation environment and tagged ground truth. The collection contains malicious messages that are meant to cause erroneous application behaviour, which misbehaviour detection techniques are designed to stop.

The initial dataset includes five types of position falsification attacks. [van der Heijden \(2018\)](#) Database source: This data was generated by [van der Heijden \(2018\)](#), and It has been collected from [Sharma \(2021\)](#).

The CICIDS2017 intrusion detection dataset was used in this study because it comprises the most recent network attack scenarios, including those that are often employed in VANETs. Furthermore, no real security dataset with various recent VANET threats is publicly accessible. In contrast, consider the fact that most passenger vehicles are linked to networks for entertainment as well as for transportation. To ensure a good user experience, it is crucial for IDS to identify malware activity from regular network traffic. The benign and common assaults in the CICIDS2017 dataset closely mirror actual real-world data (PCAPs). It also holds the CICFlowMeter network traffic investigation outcomes, which categorises flows based on the time brand, source and endpoint IP addresses, source and endpoint ports, protocols, and attack (CSV files). The definition of extracted characteristics is additionally available. Using the HTTP, HTTPS, FTP, SSH, and email protocols, researchers constructed the abstract activities of 25 individuals for this dataset. Brute Force FTP, Brute Force SSH, DoS, Heartbleed, Web Attack, Infiltration, Botnet, and DDoS are some of the attacks used. They were executed on Tuesday, Wednesday, Thursday, and Friday in the morning and the afternoon. [Sharafaldin et al \(2018\)](#). Database source: This data was generated by [Sharafaldin et al \(2018\)](#). Specifically, the RF classifier, LR, and XGBoost have been examined among the ML systems in this study.

Experimental Goal

To the best of my knowledge, nobody has executed the following experiment,

1. Ensemble Stacking Classifier, where base classifiers are RF and XGBoost, the final LR classifier has never been implemented in SDN-based VANET as an IDS model. To gain optimum accuracy, FP/FN score and quick operation. And,
2. Bayesian Gaussian Hyperparameter Optimization to get the best parameter specs. And,
3. SelectKBest with χ^2 statistical test-based feature scoring contributed to this study's best 10 feature selections.
4. The model's performance was measured for the two datasets stated using Accuracy, Precision, Recall, F1, RMSE, and r2 Score, as well as the run-time of the IDS.

Finally, the above model will ensure the robustness and resilience of the proposed IDS model.

Virtual Machine Platform

To achieve the best possible hardware support for running the code, Microsoft Azure ML Studio VM instance Standard E4s v3 (4 cores, 32 GB RAM, 64 GB HDD) and Processing unit CPU - Memory optimised were utilised for this experiment. The experiments for this research were carried out using Python 3.8.5, numpy Version 1.21.6, Pandas 1.1.5 and Scikit-Learn 0.23.1.

Supervised ML Approaches

Specifically, the RF classifier, LR, and XGBoost have been examined among the ML systems in this study.

Random Forest Classifier

The randomization must decrease correlation while retaining strength to increase accuracy. The forests under study grow each tree by applying inputs or input combinations randomly chosen at each node. Accuracy results from the produced forests are comparable to Adaboost favourably. This class of methods has the following desirable qualities:

A. Its accuracy is comparable to Adaboost and occasionally much better.

B. It is relatively resistant to noise and outliers.

C. It moves more quickly than bagging or boosting.

D. It is straightforward, easily paralleled, and provides helpful core estimates of error, strength, correlation, and variable relevance. [Breiman \(2001\)](#)

Logistic Regression

LR is a linear model used to classify instead of predict. A logistic function is used for probabilities that describe the possible results of a single trial in this model. Typically, a sigmoid curve with the shape of a Sigmoid curve is called a logistic function or logistic curve.

$$f(x) = \frac{L}{1 + e^{-k(x-x_0)}}$$

Equation 1: Logistic Function.

Where, x_0 , the x value of the sigmoid's midpoint; L the curve's maximum value; k the logistic growth rate or steepness of the curve. [Wikipedia \(2023\)](#)

XGBoost

XGBoost is built using decision trees that have increased their gradients. Comparing XGBoost to other ML algorithms, they are fast and perform well. It is a technique for boosting machinery or

doing machine boosting. Extreme Gradient Boosting, or XGBoost, helps maximize memory and hardware resources when used with tree-boosting techniques. The algorithm is enhanced, and the model is changed, which has benefits. The second derivative is used to perform Taylor expansion on the cost function, improving the results' accuracy. The XGBoost method employs an additive training approach to optimize the objective function, suggesting that the earlier stage's outcome affects the optimization process in the subsequent stage. [Gad et al \(2021\)](#)

Technical Implementation Methodology

This study will address multiclass problems using two approaches: Reducing Multiclass to Binary decision and one-vs-one (1-vs-1) multiclass methodology. The performances of the two approaches will then be discussed below.

Binary decision reduction

Before feeding the data into ML algorithms, cleaning and preparation are the crucial steps for getting high performance. Unnecessary features may impact the performance of the chosen ML method. Missing values are regularly present in datasets.

To provide a relevant analysis, these values must be handled properly. After grouping the same attacks and splitting the datasets into two parts, training data and testing data, a Binary classifier has been used to label the dependent column in BENIGN and ATTACK. LabelEncoder is used to normalize labels so that the dataset only contains values between 0 and n classes-1. The model fitting and learning purposes are not similarly affected by variables measured

at different scales and might lead to bias. Consequently, feature-wise normalization, like the MinMax Scaling, is typically performed before model fitting to address this potential issue. Normalizer is applied row-by-row, while MinMaxScaler is done column-by-column. It balances all the information structures in the range [0, 1], otherwise in the range [-1, 1] in case there are negative values in the database.

One-vs-One (1-vs-1) multiclass methodology

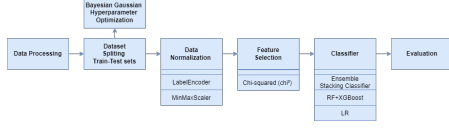
To begin this procedure, distinct datasets were constructed by keeping a specific attack and dropping the remainder of the attacks to create a new data combination for each particular attack vs. BENIGN data.

A. Feature Selection

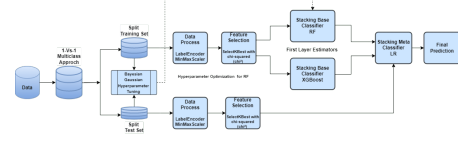
The SelectKBest class from the scikit-learn library is used with various statistical trials to select specific features. For example, the experiment used the chi-squared (chi2) statistical test as a scoring function for non-negative characteristics to pick the ten best features. The Chi-Square test is a statistical method for measuring the discrepancy between observed and projected data. This test can also be achieved to see if the data's categorical variables are related. For example, it is helpful to determine whether a discrepancy between two categorical variables results from coincidence or an association between them. The Chi-Square Test is a method for quantifying the degree of discrepancy between expected and actual findings. The Chi-Square Test formula is shown below:

$$Xc^2 = \sum \frac{(O_i - E_i)^2}{E_i}$$

Equation 2: Chi2 Equation



(a) Caption for Figure 1



(b) Caption for Figure 2

Fig. 1 Overall caption for the two figures

Where χ^2 is the Chi-Square test symbol
 Σ is the summation of observations
 O is the observed results
 E_i is the expected results
 To determine whether the results that were observed and those that were anticipated differed, the Chi-Squared statistic was used.

B. Hyperparameter Optimization: Bayesian Optimization with Gaussian Process

BayesSearchCV incorporates "fit" and "scoring" methods. Using a cross-validated search of parameter settings, the parameters of the estimator used to apply these methods are optimized. In contrast to GridSearchCV, several parameter settings have been experimented with from the selected distributions rather than all parameter values. n.iter requires the number of parameter settings that are assessed. The ideal hyper-parameters for the models can be found by efficiently scanning the hyperparameter space by utilizing optimization techniques throughout the design process of ML models. An estimator (a regressor or classifier) with its optimization problem, a search space (configuration space), a search or enhancement method used to find hyperparameter combinations, and an evaluation function used to evaluate the performance of various hyperparameter setups. A hyper-domain parameter can

be categorical, binary, discrete, continuous, or discrete. As a result, there are three types of hyper-parameters: continuous, discrete, and categorical. In real-world applications, continuous and discrete hyperparameters' domains are typically constrained. On the other hand, conditionality can occasionally be seen in the hyper-parameter configuration space. Depending on the value, using or tuning a hyperparameter may be necessary. This study used hyperparameter optimisation to feed stacking base classifier RF. Tables show the optimised hyperparameters for both datasets to solve the problem using a binary decision and a 1-vs-1 multiclass technique, respectively.

C. Ensemble Stacking Classifier

There are three different methods of ensemble learning: bagging, boosting, and stacking. The alternate voting methods are bagging and boosting. Standardized models are used in the bagging strategy to estimate the test data class. Predictions from homogeneity chosen models are initially recorded. The test data are then assigned to the class that most models predict. Similar to boosting, the training phase of the models includes extensive training for the misclassified data. The model with the highest accuracy is finally chosen as the classifier for the test data. Because stacking is a generic framework with numerous ensemble approaches, it is a successful strategy. Base and meta-learning are two of the learning layers.

In base learning, a training data set is used to teach the initial (base) learners. After completion of training, the base learners generate a new dataset for the meta-learner. The meta-learner is then trained using a clean set of training data. Finally, the test set is categorized using the trained meta-learner. The ideal foundation learner should be chosen as it is an essential stacking component. In other words, use numerous base learners for the training data set rather than just one. The primary distinction between stacked and other ensemble approach methods is the application of meta-level learning-based classification as the final classification in stacking. As mentioned, this study utilized random forest (RF) and XGboost as base learners in a stacked ensemble model. Lastly, the final learner is logistic regression.

Results and Evaluation

In the suggested model, accuracy is the most significant quality indicator. This precision is used to evaluate the model's performance in the intrusion detection system. The performance of the suggested system has been evaluated using accuracy (ACC), detection rate (DR), precision, and recall metrics. True positive (TP), true negative (TN), false positive (FP), and false negative (FN), accordingly.

1. True positive (TP) — attack data are categorized as attacks.
2. True negative (TN)—normal data are considered normal.
3. False positive (FP)—classification of normal data like an attack
4. False negative (FN)—attack data are categorized as normal. [Harikrishnan \(2019\)](#)

- $Accuracy = \frac{TP+TN}{TP+TN+FP+FN}$

- $Precision = \frac{TP}{TP+FP}$
- $Recall = \frac{TP}{TP+FN}$
- $F1 = \frac{2PrecisionRecall}{Precision+Recall} = \frac{2TP}{2TP+FP+FN}$

Equation 3: Performance Equation.

During anomaly identification, the training and testing phases utilize distinct datasets. However, as evidenced by the results, the accuracy percentage is exceptionally high and can therefore be considered outstanding. In addition, the other performance metric exhibits encouraging results, as indicated below.

Root-mean-square error (RMSE)

is a regularly utilized measure of the changes between the expected values (sample or population values) and the actual values. The RMSD is the square root of the second instance of the deviations between expected and actual values or the quadratic mean of these deviations. When these deviations are computed across the test dataset used for the assessment, they are known as residuals; when estimated out-of-sample, they are known as errors (or prediction errors). The RMSD integrates the magnitudes of errors in forecasts for different data points into a familiar figure of projecting skill. Due to its scale dependence, RMSD is a measure of accuracy used to assess the prediction mistakes of various models for a single dataset and not between datasets. RMSE is always positive, and a value of 0 indicates that the model fits the data perfectly (which is practically never attained in practice). A smaller RMSE is often preferred over a greater one. However, because the measure depends on the scale of the employed numbers, comparisons between distinct data kinds are erroneous. The effect of each error on RMSE is equal to the error's squared

Table 4 Estimators for 1-Vs-1 Multiclass Approach.

Datasets	1-Vs-1 Multiclass Classification
CICIDS2017	<pre> estimators = [('rf', RandomForestClassifier(n_estimators= 26, max_depth= 50, min_samples_split= 2, min_samples_leaf= 1, criterion= 'entropy')), ('xgb', xgb.XGBClassifier(eval_metric='rmse', use_label_encoder=False))] clf = StackingClassifier(estimators=estimators, final_estimator=LogisticRegression(solver='lbfgs', max_iter=800000)) </pre>
VeReMi	<pre> estimators = [('rf', RandomForestClassifier(n_estimators= 100, max_depth= 50, min_samples_split= 10, min_samples_leaf= 2, criterion= 'entropy')), ('xgb', xgb.XGBClassifier(eval_metric='rmse', use_label_encoder=False))] clf = StackingClassifier(estimators=estimators, final_estimator=LogisticRegression(solver='lbfgs', max_iter=800000), stack_method='auto', passthrough=False, n_jobs=-1) </pre>

Table 5 Estimators for 1-Vs-1 Multiclass Approach for small attack size.

Attacks	CICIDS2017
Heartbleed & Infiltration	<pre> estimators = [('rf', RandomForestClassifier(n_estimators= 1, max_depth= 5, random_state=None, min_samples_split= 11, min_samples_leaf= 1, criterion= 'entropy')), ('xgb', xgb.XGBClassifier(eval_metric='rmse', use_label_encoder=False))] clf = StackingClassifier(cv=4, estimators=estimators, final_estimator=LogisticRegression (solver='lbfgs', max_iter=800000), stack_method='auto', passthrough=False, n_jobs=-1) </pre>

size; thus, more significant errors have a disproportionate effect on RMSE.

->RMSE is the common deviation of the residuals.

->RMSE shows average model prediction fault.

->The lower values specify a well fit.

->It is measured in the same units as the Target variable.

Coefficient of determination (r2 Score)

The percentage of the variation in the dependent variable that can be predicted from the independent variable is known as the coefficient of determination in statistics and is symbolized by the symbols R2 or r2. It is a statistic applied to statistical models whose main objective is to either predict future outcomes or test hypotheses using data from other relevant sources. Based on the percentage of the overall variation in outcomes that the model is responsible for explaining, it provides a gauge of how effectively observed

results are mirrored by the model. In most cases, the coefficient of determination lies between 0 and 1.

Experimental results

CICIDS2017 and VeReMi datasets are used to evaluate the performance of binary classification models and 1-vs-1 multiclass classification models. For both datasets, the binary classification method achieved good accuracy, precision, recall, and F1 score. The model scored 99.92% accuracy, 99.75% precision, 99.87% recall, and 99.81% F1-score for CICIDS2017. The model scored 99.68% accuracy, 99.60% precision, 99.31% recall, and 99.45% F1-score for VeReMi. The RMSE and r2 values show that the model's predictions were correct and well-fitted to the data. The model trained on CICIDS2017 took longer than the model trained on VeReMi. The 1-vs-1 multiclass classification strategy has been implemented using the CICIDS2017 and VeReMi datasets.

Table 6 Model performance evaluation table for Binary Classification Approach

Datasets	Accuracy	Precision	Recall	F1	RMSE	r2 Score	Time (hh:mm:ss)
CICIDS2017	99.92%	99.75%	99.87%	99.81%	0.027	0.99	00:27:37
VeReMi	99.68%	99.60%	99.31%	99.45%	0.05	0.98	00:07:48

Table 7 Model performance evaluation using 1-Vs-1 Multiclass Approach for CICIDS2017 dataset.

Attacks	Accuracy	Precision	Recall	F1	FN	FP	TN	TP	RMSE	R2	Time
DoS	99.984	99.857	99.988	99.922	6	72	454193	50336	0.012	0.998	01:59:46
PortScan	99.958	99.386	99.987	99.686	4	196	454068	31757	0.020	0.993	01:24:27
DDoS	99.997	99.972	99.988	99.980	3	7	454257	25602	0.004	0.999	01:44:54
Brute Force	99.998	98.866	100	99.429	0	5	454259	436	0.003	0.988	01:31:02
Web Attack	99.998	98.863	99.770	99.315	1	5	454259	435	0.003	0.986	01:20:33
Bot	99.961	70.185	96.930	81.417	12	161	454104	379	0.019	0.557	01:37:20
Infiltration	100	100	100	100	0	0	454265	7	0	1	00:57:12
Heartbleed	99.999	80	100	88.888	0	1	908528	4	0.001	0.749	00:16:59

The models were taught to recognise eight different types of attacks. For CICIDS2017, the model achieved high accuracy, precision, recall, and F1 score on all attacks. The model’s overall accuracy was 99.99%, and the lowest accuracy for an attack was 99.96% for PortScan. The model for VeReMi achieved great accuracy, precision, recall, and F1 score for all five types of attacks. The model’s overall accuracy of the model was 99.99%, and the lowest accuracy achieved for an attack was 99.71% for Eventual Stop.

The RMSE and r2 values indicate that the model’s predictions were correct and well-fitting to the data. The model trained on the Bot attack for CICIDS2017, on the other hand, had a low r2 score of 0.557, indicating that the model’s predictions were not well-fitted to the data. The models’ training time varied according to the number of attacks to be classified. The CICIDS2017 model took longer, spanning from 00:57:12 to 01:59:46, while the VeReMi model took between 00:02:10 and 00:13:32. FN and FP are key indicators of a classification model’s success since they show the model’s ability to accurately identify positive and negative situations. A successful model should have low FN and FP rates, indicating that it can correctly detect both positive and negative

cases which this model achieved with a great score for multiclass classifications. To be more specific, this model performed effectively even though infiltration and heartbleed attack entries in CICIDS2017 were relatively very low. The estimator table demonstrates how parameters were applied to produce the best results.

In the end, in the CICIDS2017 and VeReMi datasets, both binary and multiclass classification models performed well in identifying attacks. The high accuracy, precision, recall, and F1-score of the models, as well as the low RMSE and high r2 values, show that the model’s predictions were accurate and well-fitted for the data. The training duration varies according to the size of the dataset and the number of attacks to be classified.

Challenges and Experiences to Implementation

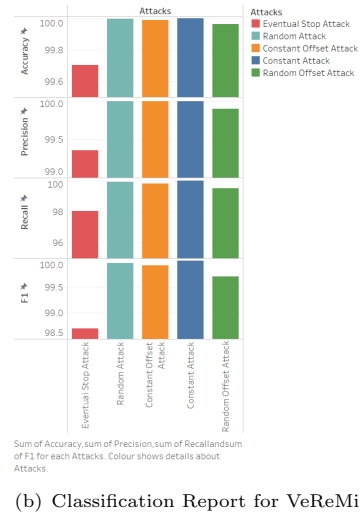
Depending on database size and hardware capacity, the elapsed time is a big challenge in the classification phase. Hardware capacity can be upgraded to get quick results, but it will not be cost-effective for customers.

Table 8 Model performance evaluation using 1-Vs-1 Multiclass Approach for VeReMi dataset.

Attacks	Accuracy	Precision	Recall	F1	FN	FP	TN	TP	RMSE	R2	Time
Eventual Stop	99.705	99.355	98.065	98.706	219	72	87414	11100	0.054	0.970	00:09:42
Random	99.994	100	99.918	99.959	5	0	87486	6097	0.007	0.999	00:09:23
Constant Offset	99.989	100	99.835	99.917	10	0	87486	6085	0.010	0.998	00:08:21
Constant	100	100	100	100	0	0	87486	6095	0	1	00:02:10
Random Offset	99.962	99.897	99.507	99.702	29	6	87480	5863	0.019	0.993	00:13:32



(a) Classification Report for CICIDS2017



(b) Classification Report for VeReMi

Fig. 2 Classification Report by attacks.

General Implementation method in SDN-based VANET

The SDN controller has two unique interfaces, one on the northbound side that communicates with the cloud, orchestration, and management layer and the other on the southbound side that talks to the data plane layer, as shown in Figure 1. In most of the SDN controllers that are now available, the northbound interface is standardized as REST APIs. Only the vendor's implementation of the southbound interface is supported. Some use OpenFlow, BGP, Netconf, and other open standards-based protocols, while others use proprietary interfaces. An SDN controller is a software scheme or group of

systems that collectively offers the following:

(A) A database will be used to manage the state of the network and, in some situations, to distribute this state. These databases act as a store for data obtained by the managed network components and associated software, as well as data managed by SDN applications (including network state, learned topology, specific ephemeral arrangement data, and control session data). In some circumstances, the controller could have several targeted data procedures. Different in-memory database techniques may also be used in other situations.

(B) A large data type depicts the connections between controlled resources, rules, and other services the controller offers.

(C) An application can access the controller services through a modern, frequently RESTful application programming interface (API). This makes the vast majority of controller-to-application interactions more accessible. Preferably, the database schema representing the controller’s services and features should be used to construct this interface. In certain situations, an application framework that generates API code from a model contains both the controller and its API. Some systems offer sophisticated DevOps that permit the development of core capabilities and the publishing of APIs for new modules, including those that facilitate the continuous expansion of controller abilities.

(D) Between the controller and the connected agents in the network elements, a secure TCP control session

(E) A protocol that adheres to standards for the delivery of application-driven network state on network components

(F) A path computation system, a device, topology, service discovery method, and possibly additional network- or resource-centric information services. The baseline is this IDS solution can be installed in the OpenFlow switch in the control plane layer.

Advantages and Limitations of the proposed method

Advantages:

- Both models are a good option when a single classifier cannot predict with optimum accuracy.
- Three-stage ensemble method will reduce the risk of Inference Attacks. [Salem et al \(2018\)](#)
- Quick run-time with impressive accuracy.

- Even performs well against small-scale attacks.

Limitation:

It cannot detect encrypted and unknown attacks.

Conclusion

The current research aimed to detect cyber-attacks in SDN-based VANETs, a serious network vulnerability. Despite the limitation of a substantial VANET dataset containing attacks, this novel model has been developed in two distinct database types to evaluate its performance. This paper has demonstrated that through the execution of this Ensemble-based ML method which is a combined approach of RF, XGBoost and LR in an IDS system, the detection accuracy is significantly high with a low false positive alert. While the accuracy rate indicates the universal applicability of the outcomes, this method provides additional insight into further Hyperparameters Tuning to obtain 100% accuracy. The experimental results also indicate that the performance of the proposed stacked ensemble model is superior to that of other ML models, specifically NN models. In addition, deep learning approaches are costly and time-consuming. VANET requires a quick attack detection model when this network is dedicated to serving autonomous vehicles. SDN is a managed services approach that allows for dynamic, programmatically intelligent network design in order to enhance network performance and monitoring. This study is basically recommending implementing this solution to an SDN controller in VANET. [Banitalebi Dehkordi et al \(2021\)](#)

Future Scope

Research is an endless endeavour. The future potential of this thesis resides in its ability to identify attacks using encrypted malicious data. Finally, proceed with global detection. This concept would pioneer the development of a deployable IDS solution for SDN-based VANETs. Moreover, it is possible to implement this model in other public datasets or make a large public synthetic VANET database with known attacks to make the model more universal; and test it in the simulator before conducting a field demonstration.

Declarations

Competing interests

The authors declare that they have no competing interests.

Authors' contributions

Work equally conducted by Shakil Ibne Ahsan and Phil Legg as part of research with the University of the West of England - UWE Bristol, UK.

Availability of data and materials

Not applicable.

Funding

Not applicable.

Acknowledgements

The genuine gratitude goes to the FET-Computer Science and Creative Technologies department, University of the West of England - UWE Bristol, for providing essential, necessary support to enrich this study. The authors would like

to thank the reviewers for their valuable time.

Appendix A Abbreviations

A

ASDM- Adaptive Security Device Manager.

AI- Artificial Intelligence.

ANN- Artificial Neural Network.

AODV- Ad Hoc On-Demand Distance Vector.

B

BSM- Basic Security Module.

BUSNET- Bus Ad-Hoc Network.

C

CVE- Common Vulnerabilities and Exposures.

CH- Cluster Head.

CBR- Constant Bit Rate.

D

DGA- Domain Generation Algorithm.

DOS- Denial-Of-Service.

DDOS- Distributed Denial-Of-Service.

DSRC- Dedicated Short Range Communication.

DT- Decision Tree.

F

FFNN- Feed-Forward Neural Network.

G

GPS- Global Positioning System.

GIDS- Global Intrusion Detection System.

H

HIDS- Host-Based Intrusion Detection Systems.

HMAC- Hash-Based Message Authentication Code

I

ITS- Intelligent Transportation System.
IDS- Intrusion Detection System.
IP- Internet Protocol.
ISP- Internet Service Provider.
IPS- Intrusion Prevention System.
IEEE- The Institute of Electrical and Electronics Engineers.

L

LIDS- Local Intrusion Detection System.
LA- Learning Automate.

M

MANET- Mobile Ad Hoc Network.
ML- Machine Learning.
MAC- Media Access Control.
MDPI- Multidisciplinary Digital Publishing Institute.
MCC- Matthews's Correlation.
MOVE- Mobility Vehicle.

N

NIDS- Network Intrusion Detection System.
NN- Neural Networks

O

OBUS- On Board Units.

P

POS- Proportional Overlapping Scores.

R

RSU- Road-Side-Units.
RREQ- Route Request.
REST APIS - Representational State Transfer Application Programming Interface.

RESTFUL- Representational State Transfer.

S

SDN- Software Defined Network.
SDVN- Software Defined Vehicular Network.
SQL- Structured Query Language.
SVM- Support-Vector Machine.
SUMO - Simulation of Urban Mobility

T

TLS- Transport Layer Security.
TCP- Transmission Control Protocol.

U

UK - United Kingdom.
URL- Uniform Resource Locators.
UDP- User Datagram Protocol.
USDOT- The United States Department of Transportation.

V

VANET- Vehicular Ad Hoc Networks.
VM- Virtual Network.
VEREMI- The Vehicular Reference Misbehavior.
VINS- Vehicle Identification Numbers.
VC- Vehicular Cloud.

W

WHO - World Health Organization.
WIDS- Wireless Intrusion Detection System.
WAVE- Wireless Access in Vehicular Environment.

X

XSS- Cross-Site Scripting.

References

- Akhunzada A, Gani A, Anuar NB, et al (2016) Secure and dependable software-defined networks. *J Netw Comput Appl* 61:199–221
- Alheeti KMA, Gruebler A, McDonald-Maier K (2017) Using discriminant analysis to detect intrusions in external communication for self-driving vehicles. *Digit Commun Netw* 3(3):180–187
- Ali Alheeti K, Gruebler A, McDonald-Maier K (2016) Intelligent intrusion detection of grey hole and rushing attacks in self-driving vehicular networks. *Computers* 5(3):16
- Ali Alheeti KM, Gruebler A, McDonald-Maier KD (2015) An intrusion detection system against malicious attacks on the communication network of driverless cars. In: 2015 12th Annual IEEE Consumer Communications and Networking Conference (CCNC). IEEE
- Alladi T, Gera B, Agrawal A, et al (2021) DeepADV: A deep neural network framework for anomaly detection in VANETs. *IEEE Trans Veh Technol* 70(11):12013–12023
- Alsarhan A, Alauthman M, Alshdaifat E, et al (2023) Machine learning-driven optimization for SVM-based intrusion detection system in vehicular ad hoc networks. *J Ambient Intell Humaniz Comput* 14(5):6113–6122
- Aneja MJS, Bhatia T, Sharma G, et al (2018) Artificial intelligence based intrusion detection system to detect flooding attack in VANETs. In: *Handbook of Research on Network Forensics and Analysis Techniques*. IGI Global, p 87–100
- Bangui H, Ge M, Buhnova B (2022) A hybrid machine learning model for intrusion detection in VANET. *Computing* 104(3):503–531
- Banitalebi Dehkordi A, Soltanaghaei M, Boroujeni FZ (2021) The DDoS attacks detection through machine learning and statistical methods in SDN. *J Supercomput* 77(3):2383–2415
- Breiman L (2001) Random forests. *Mach Learn* 45(1):5–32
- Chekkouri AS, Ezzouhairi A, Pierre S (2015) Connected vehicles in an intelligent transport system. In: *Vehicular Communications and Networks*. Elsevier, p 193–221
- CISCO (2022) Cisco encrypted traffic analytics white paper. <https://tinyurl.com/2z544md8>, accessed: 2023-6-22
- Gad AR, Nashat AA, Barkat TM (2021) Intrusion detection system using machine learning for vehicular ad hoc networks based on ToN-IoT dataset. *IEEE Access* 9:142206–142217
- Gao Y, Wu H, Song B, et al (2019) A distributed network intrusion detection system for distributed denial of service attacks in vehicular ad hoc network. *IEEE Access* 7:154560–154571
- Gruebler A, McDonald-Maier KD, Ali Alheeti KM (2015) An intrusion detection system against black hole attacks on the communication network of self-driving cars. In: 2015 Sixth International Conference on Emerging Security Technologies (EST). IEEE
- Harikrishnan NB (2019) Confusion matrix, accuracy, precision, recall, F1 score. <https://tinyurl.com/2mnm4xxr>,

- accessed: 2023-6-22
- van der Heijden R (2018) Veremi dataset. <https://veremi-dataset.github.io/>, accessed: 2023-6-22
- Kim M, Jang I, Choo S, et al (2017) Collaborative security attack detection in software-defined vehicular networks. In: 2017 19th Asia-Pacific Network Operations and Management Symposium (APNOMS). IEEE
- Ku I, Lu Y, Gerla M, et al (2014) Towards software-defined VANET: Architecture and services. In: 2014 13th Annual Mediterranean Ad Hoc Networking Workshop (MED-HOC-NET). IEEE
- Kumar N, Singh JP, Bali RS, et al (2015) An intelligent clustering scheme for distributed intrusion detection in vehicular cloud computing. *Cluster Comput* 18(3):1263–1283
- Liu X, Yan G, B. Rawat D, et al (2014) Data mining intrusion detection in vehicular ad hoc network. *IEICE Trans Inf Syst* E97.D(7):1719–1726
- Mejri MN, Ben-Othman J (2014) Detecting greedy behavior by linear regression and watchdog in vehicular ad hoc networks. In: 2014 IEEE Global Communications Conference. IEEE
- Misra S, Krishna PV, Abraham KI (2011) A stochastic learning automata-based solution for intrusion detection in vehicular ad hoc networks. *Secur Commun Netw* 4(6):666–677
- Polat H, Turkoglu M, Polat O (2020) Deep network approach with stacked sparse autoencoders in detection of DDoS attacks on SDN-based VANET. *IET Commun* 14(22):4089–4100
- Salem A, Zhang Y, Humbert M, et al (2018) MI-leaks: Model and data independent membership inference attacks and defenses on machine learning models. *Cryptography and Security*
- Scarfone KA, Mell PM (2007) Guide to intrusion detection and prevention systems (idps). Tech. rep., National Institute of Standards and Technology, Gaithersburg, MD
- Scroxtion A (2022) Researcher finds 10 vulnerabilities in cisco firewalls. <https://tinyurl.com/2ltaku9j>, accessed: 2023-6-22
- Sedjelmaci H, Senouci SM (2015) An accurate and efficient collaborative intrusion detection framework to secure vehicular networks. *Comput Electr Eng* 43:33–47
- Sharafaldin I, Habibi Lashkari A, Ghorbani AA (2018) Toward generating a new intrusion detection dataset and intrusion traffic characterization. In: Proceedings of the 4th International Conference on Information Systems Security and Privacy. SCITEPRESS - Science and Technology Publications
- Sharma A (2021) Veremi-dataset-classification: Classification of all five types of position falsification attack present in VeReMI dataset
- Sharma S, Kaul A (2018) Hybrid fuzzy multi-criteria decision making based multi cluster head dolphin swarm optimized IDS for VANET. *Veh Commun* 12:23–38
- Shu J, Zhou L, Zhang W, et al (2021) Collaborative intrusion detection for VANETs: A deep learning-based distributed SDN approach. *IEEE Trans*

- Intell Transp Syst 22(7):4519–4530
- Singh PK, Kumar Jha S, Nandi SK, et al (2018) ML-based approach to detect DDoS attack in V2I communication under SDN architecture. In: TENCON 2018 - 2018 IEEE Region 10 Conference. IEEE
- Tian D, Wang Y, Lu G, et al (2010) A vehicular ad hoc networks intrusion detection system based on BUSNet. In: 2010 2nd International Conference on Future Computer and Communication. IEEE
- Türkoğlu M, Polat H, Koçak C, et al (2022) Recognition of ddos attacks on sd-vanet based on combination of hyperparameter optimization and feature selection. Expert Syst Appl 203(117500):117500
- WHO (2023) Road traffic injuries. <https://www.who.int/health-topics/road-safety>, accessed: 2023-6-22
- Wikipedia (2023) Logistic function. <https://tinyurl.com/2l2rw4so>
- Yu Y, Guo L, Liu Y, et al (2018) An efficient SDN-based DDoS attack detection and rapid response platform in vehicular networks. IEEE Access 6:44570–44579
- Zeng Y, Qiu M, Ming Z, et al (2018) Senior2Local: A machine learning based intrusion detection method for VANETs. In: Lecture Notes in Computer Science. Springer International Publishing, Cham, p 417–426
- Zeng Y, Qiu M, Zhu D, et al (2019) Deep-VCM: A deep learning based intrusion detection method in VANET. In: 2019 IEEE 5th Intl Conference on Big Data Security on Cloud (BigDataSecurity), IEEE Intl Conference on High Performance and Smart Computing, (HPSC) and IEEE Intl Conference on Intelligent Data and Security (IDS). IEEE