

HURef: HUMAN-READABLE FINGERPRINT FOR LARGE LANGUAGE MODELS

Boyi Zeng¹, Chenghu Zhou¹, Xinbing Wang¹, Zhouhan Lin^{1*}

¹Shanghai Jiao Tong University

boyizeng@sjtu.edu.cn *lin.zhouhan@gmail.com

ABSTRACT

Protecting the copyright of large language models (LLMs) has become crucial due to their resource-intensive training and accompanying carefully designed licenses. However, identifying the original base model of an LLM is challenging due to potential parameter alterations through fine-tuning or continued pretraining. In this study, we introduce HuRef, a human-readable fingerprint for LLMs that uniquely identifies the base model without exposing model parameters or interfering with training. We first observe that the vector direction of LLM parameters remains stable after the model has converged during pretraining, showing negligible perturbations through subsequent training steps, including continued pretraining, supervised fine-tuning (SFT), and RLHF, which makes it a sufficient condition to identify the base model. The necessity is validated by continuing to train an LLM with an extra term to drive away the model parameters' direction and the model becomes damaged. However, this direction is vulnerable to simple attacks like dimension permutation or matrix rotation, which significantly change it without affecting performance. To address this, leveraging the Transformer structure, we systematically analyze potential attacks and define three invariant terms that identify an LLM's base model. We make these invariant terms human-readable by mapping them to a Gaussian vector using a convolutional encoder and then converting it into a natural image with StyleGAN2. The encoder discriminates between invariants from different base models and ensures Gaussian output through adversarial training, while StyleGAN2 transforms Gaussian vectors into dog images. Consequently, our method generates a dog image as an identity fingerprint for an LLM, where the dog's appearance strongly indicates the LLM's base model. Specifically, if the LLM is adapted from another base model, the generated dog highly resembles that model; otherwise if trained independently from scratch, it exhibits a unique dog image distinct from other models. Experimental results across various LLMs demonstrate the effectiveness of our method, the generated dog image remains invariant to different training steps, including SFT, RLHF, or even continued pretraining with augmented vocabulary in a new language.

1 INTRODUCTION

Large language models (LLMs) have become the foundation models in many scenarios of artificial intelligence. As training an LLM from scratch consumes a huge amount of computation and data resources and the trained LLM needs to be carefully protected from malicious use, the parameters of the LLMs become a crucial property to protect, for both commercial and ethical reasons. As a result, many of the LLMs are open-sourced with carefully designed licences to reject commercial use (Touvron et al., 2023a; Taylor et al., 2022) or requiring an apply-and-approval process (Touvron et al., 2023b; Zhang et al., 2022; Penedo et al., 2023; BaiChuan-Inc, 2023; Team, 2023; Zheng et al., 2023b), let alone some LLMs are not open-sourced entirely (OpenAI, 2022; GPT-4, 2023; Brown et al., 2020; Wu et al., 2023b; Chowdhery et al., 2022; Hoffmann et al., 2022).

At the core of protecting LLMs from unauthorized use is to identify the base model of a given LLM. However, different from other forms of property such as software or images, protecting LLMs is a

*Zhouhan Lin is the corresponding author.

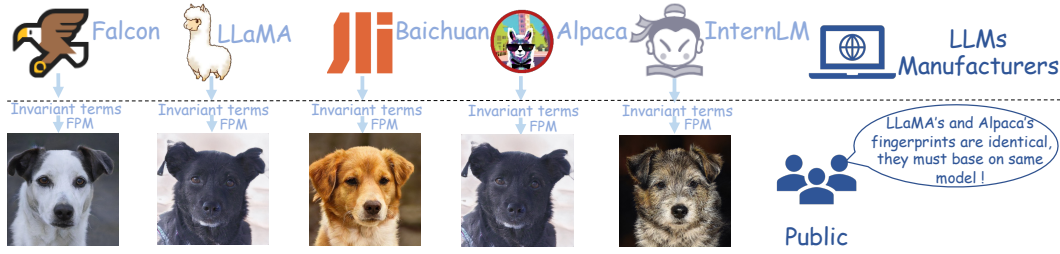


Figure 1: An illustrative framework for LLM protection with fingerprints. The LLM manufacturers compute the invariant terms internally, feed them to the public fingerprinting model (FPM) to generate a fingerprint image, and release both to the public. This allows the public to detect shared base models merely from the fingerprint image. Although manufacturers can attempt adjustments on their LLM adversarial to the public FPM to make the fingerprint appear differently, the mere use of random matrices in training the FPM enables the public to train new FPMs whenever necessary, preventing such interference. Importantly, manufacturers only disclose the invariant terms and fingerprint images, without revealing model parameters or affecting LLM training.

novel problem with unique challenges. First, the base model usually needs to be fine-tuned or even continued pretrained to be applied to downstream tasks, resulting in parameter updates that make the resulting model different from the original base model, which makes it disputable to identify the base model. Second, many of the popular LLMs are not releasing their parameters, leaving the identification in a black-box setting. Third, different from previous smaller-scale neural networks that are only trained for specific tasks, LLMs are usually targeted for enormous forms of tasks that are not yet defined during pretraining. This has made the watermarking methods for traditional neural networks (Adi et al., 2018; Xiang et al., 2021; Yadollahi et al., 2021)

not suited in this case, especially under extensive subsequent training steps.

In this work, we propose a novel way to overcome the aforementioned challenges by proposing a model that reads part of the model parameters and computes a fingerprint for each LLM, without directly exposing the LLM parameters to the public or interfering with its training process. The appearance of the fingerprint is closely dependent on the base model, and invariant to almost all subsequent training steps, including supervised fine-tuning (SFT), reinforcement learning with human feedback (RLHF), or even continue-pretraining with augmented vocabulary in a new language.

The fingerprint is based on our observation that the vector direction of LLM parameters remains stable against various subsequent training steps after the model has converged during pretraining. This makes it a good indicator for base model identification. Empirically, the sufficiency of this correlation is elaborated in Section 3.1.1, while its necessity is presented in Section 3.1.2.

Further, despite its stability towards training, the vector direction of the model parameter is vulnerable to some simple direct weight rearrangements that could significantly change the direction of parameter vectors without affecting the model’s performance. We construct three invariant terms that are robust to these weight rearrangements by systematically analyzing possible rearrangements and leveraging the Transformer structure. This is elaborated in Section 3.2.

Moreover, we make the fingerprint human-readable by mapping the invariant terms into a Gaussian random vector through a convolutional encoder and then map the Gaussian vector to a natural image through an off-the-shelf image generation model, StyleGAN2 (Karras et al., 2020). This makes our fingerprints easily interpretable and straightforward to decipher. This is elaborated in Section 4.

With this fingerprinting approach, we can sketch an outline for protecting LLMs in Figure 1.

2 RELATED WORKS

Despite its short history, safeguarding LLMs against unauthorized use has been a topic of significant interest. There are two primary categories of approaches.

Post-hoc Detection methods involve analyzing text generated by LLMs after its production. LLMDet (Wu et al., 2023a) calculates proxy perplexity by leveraging prior knowledge of the model’s next-token probabilities. DetectGPT (Mitchell et al., 2023) uses model-predicted probabilities to identify passages generated by a specific LLM. Li et al. (2023) employs perplexity scores and intricate feature engineering. These methods are usually applicable to a specific LLM and could be affected by supervised fine-tuning (SFT) and continued pretraining. More recently, Sadasivan et al. (2023) presented theoretical findings that for highly advanced AI human mimickers, even the best possible detection methods may only marginally outperform random guessing.

Watermarking Techniques can be divided into two main categories (Boenisch, 2021). The first embeds watermarks or related information into the model parameters, such as explicit watermarking scheme (Uchida et al., 2017) or leveraging another neural network (Wang et al., 2020), which could potentially affect model performance (Wang & Kerschbaum, 2019). The second category focuses on inducing unusual prediction behavior in the model. Xiang et al. (2021) explored embedding phrase triggers, and Gu et al. (2022) extended this approach to LLM; however, they are task-specific. Yadollahi et al. (2021) proposed a watermarking method but did not consider subsequent fine-tuning. Christ et al. (2023) proposed a cryptographic approach, but it is not robust to text editing. Kirchenbauer et al. (2023) involved using pre-selected tokens which inevitably alters the model prediction. These methods may turn out to be vulnerable to attacks on certain tokens, for example, Krishna et al. (2023) successfully evaded watermarking (Kirchenbauer et al., 2023), GPTZero (Tian, 2023), DetectGPT, and OpenAI’s text classifier (OpenAI, 2023) using paraphrasing attacks.

Our work doesn’t fall into any of the two categories since it is based on analyzing model weights post-hoc and relies on a wide spectrum of tokens.

3 VECTOR DIRECTION OF LLM PARAMETERS AND THE INVARIANT TERMS

3.1 USING VECTOR DIRECTION OF LLM PARAMETERS TO IDENTIFY THE BASE MODEL

We can flatten all weight matrices and biases of an LLM into vectors, concatenate all resulting vectors together, and treat it as single huge vector. In this subsection, we are going to show how the direction of this vector could be used to determine the base model by empirically showing its sufficiency and necessity.

3.1.1 SUFFICIENCY

For sufficiency, we compute the cosine similarities between a base model LLaMA-7B and various of its offspring models, as well as other independently pretrained LLMs (Geng & Liu, 2023) that are of the same size. Table 1 shows a wide spectrum of models that inherit the LLaMA-7B base model, whose subsequent training processes involve various training paradigms, such as SFT (Taori et al., 2023; Xu et al., 2023b; Zheng et al., 2023a; Geng, 2023; Xu et al., 2023a; Han et al., 2023), SFT with LoRA (Wang, 2023) and extensive continued pretraining in a new language (Cui et al., 2023), extending to new modalities (Zhu et al., 2023), etc. We detail the subsequent training settings of these models in the following.

Among these models, Alpaca, Vicuna, Baize, Koala, and WizardLM underwent supervised fine-tuning (SFT) on general datasets of varying sizes and complexity using the LLaMA-7B base model. MedAlpaca performed SFT on medical datasets, while Alpaca-Lora employed the same instruction dataset as Alpaca but used the Lora training method. MiniGPT-4 is a multimodal model that underwent SFT on 5 million aligned image-text pairs. Chinese-Alpaca and Chinese-LLaMA expanded the Chinese vocabulary based on the original LLaMA model, continuing pretraining with 20GB of text data, with Chinese Alpaca further incorporating 2M to 4.3M additional samples during SFT. Additionally, Baichuan, OpenLLaMA, InternLM, and LLaMA2 have identical architectures to LLaMA-7B but were trained from scratch by different organizations or using different training methods.

Regardless of their various subsequent training setting, we can figure that all of these models show almost full scores in cosine similarity, largely preserving the base model’s parameter vector direction. On the other hand, the models that are trained independently appear to be completely different in parameter vector direction, showing almost zero cosine similarity with the LLaMA-7B model.

Model	Alpaca-Lora	Alpaca	Chinese-LLaMA	Vicuna	Baize	MedAlpaca	Koala	WizardLM	MiniGPT-4	Chinese-Alpaca	Baichuan	OpenLLaMA	InternLM	LLaMA-2
PCS	99.95	99.98	99.74	99.87	99.80	99.96	99.91	99.96	99.75	99.58	0.95	1.16	1.20	1.51
ICS	99.60	99.95	93.57	99.42	99.60	99.86	99.63	99.89	99.20	91.35	0.32	0.32	0.03	3.16

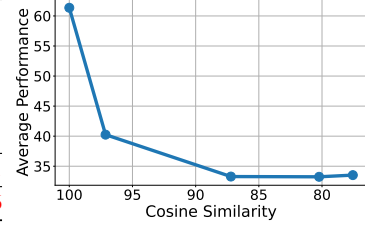


Table 1: The cosine similarities of model parameters (PCS) and Figure 2: The model’s performance quickly deteriorates as the PCS decreases.

Model	BoolQ	HellaSwag	PIQA	WinoGrande	ARC-e	ARC-c	RACE	MMLU	Avg.
LLaMA	75.11	76.19	79.16	70.00	72.90	44.80	40.00	32.75	61.36
Alpaca	77.49	75.64	77.86	67.80	70.66	46.58	43.16	41.13	62.54
+ L_A (97.13)	45.44	31.16	67.63	48.70	49.03	34.13	22.78	23.13	40.25
+ L_A (87.21)	42.23	26.09	49.78	47.43	26.43	28.92	22.97	23.22	33.38
+ L_A (80.23)	39.05	26.40	49.95	48.30	26.52	28.75	22.97	23.98	33.24
+ L_A (77.56)	41.62	26.15	50.11	49.33	26.56	28.50	22.78	23.12	33.52

Table 2: Detailed zero-shot performance on multiple standard benchmarks of the original LLaMA, Alpaca, and the tuning model at different L_A (PCS) values.

These observations indicate that a high cosine similarity between the two models highly suggests that they share the same base model, and vice versa.

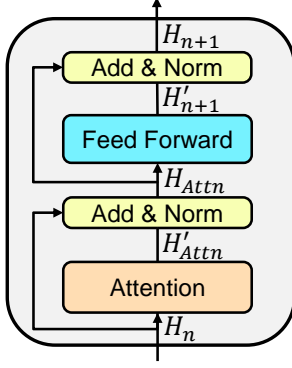
3.1.2 NECESSITY

From the necessity perspective, we want to verify that if the base model’s ability could still be preserved when the cosine similarity is intentionally suppressed in subsequent training steps. To this end, we inherit the LLaMA-7B base model and interfere with the Alpaca’s SFT process by augmenting the original SFT loss with an extra term that minimizes the absolute value of cosine similarity. i.e. $L_A = \frac{|\langle \mathbf{V}_A, \mathbf{V}_{base} \rangle|}{\|\mathbf{V}_A\| \|\mathbf{V}_{base}\|}$. Here $\mathbf{V}_A, \mathbf{V}_{base}$ stand for the parameter vector of the model being tuned and that of the base model, respectively. Figure 2 presents the average zero-shot performance on a set of standard benchmarks when L_A (PCS) is at different values. The benchmarks include BoolQ (Clark et al., 2019), PIQA (Bisk et al., 2020), HellaSwag (Zellers et al., 2019), WinoGrande (Sakaguchi et al., 2021), ARC-e, ARC-c (Clark et al., 2018), RACE (Lai et al., 2017) and MMLU (Hendrycks et al., 2020). Table 2 details the performance on each task during SFT. We can see that despite the original training loss is still present, the model quickly deteriorates to random guesses as the cosine similarity detaches away from that of the base model.

These observations indicate that it is fairly hard for the model to preserve the base model’s performance without keeping a high cosine similarity to it.

3.2 DERIVING THE INVARIANT TERMS

Although the vector direction of model parameters is shown to closely stick to its base model, directly comparing the vector direction through cosine similarity requires both models to reveal their parameters, which is unacceptable in many cases. In addition, apart from training, parameter vector direction is vulnerable to some attacks that directly rearrange the model weights. For example, since the hidden units in a model layer are permutation-invariant, one can easily alter the parameter vector direction by randomly permuting the hidden units along with the weights wired to the units. These attacks are invisible to discover since they could easily break the cosine similarity but neither change the model structure nor affect the model performance.



In this subsection, we are going to first systematically analyze and formalize possible weight rearrangements by leveraging the structure constraints of Transformer, and then derive three terms that are invariant under these rearrangements, even when they are combined. Let's first consider the Transformer layer as depicted in Figure 3. Formally, the layer conducts the following computation:

$$\mathbf{H}'_{Attn} = \text{softmax} \left(\frac{\mathbf{H}_n \mathbf{W}_Q (\mathbf{H}_n \mathbf{W}_K)^T}{\sqrt{d}} \right) \mathbf{H}_n \mathbf{W}_V \mathbf{W}_O \quad (1)$$

$$\mathbf{H}'_{n+1} = \sigma(\mathbf{H}_{Attn} \mathbf{W}_1 + \mathbf{b}_1) \mathbf{W}_2 + \mathbf{b}_2 \quad (2)$$

Figure 3: Transformer layer where $\mathbf{H}_n \in \mathbb{R}^{l \times d}$ is the hidden state of the n -th layer, with l, d being sequence length and model dimensions, respectively. \mathbf{H}'_{Attn} is the self-attention output. To reduce clutter, we omit equations related to residual connection and LayerNorm, but denote the variables right before it with an apostrophe. The \mathbf{W} 's and \mathbf{b} 's are weights and biases.

Note that the first layer reads the word embedding, i.e., $\mathbf{H}_0 = \mathbf{X} \in \mathbb{R}^{l \times d}$, and the final output distribution $\mathbf{P} \in \mathbb{R}^{l \times v}$ is given by

$$\mathbf{P} = \text{softmax}(\mathbf{H}_N \mathbf{E}) \quad (3)$$

where v is the vocabulary size, N is the total number of layers, and $\mathbf{E} \in \mathbb{R}^{d \times v}$ is the parameter matrix in the softmax layer, which is sometimes tied with the word embedding matrix at the input.

3.2.1 FORMS OF WEIGHT REARRANGEMENT ATTACKS

Putting Equation 1~Equation 3 together, we can systematically analyze how the parameter vector direction can be attacked through direct weight rearrangements. There are totally 3 forms of attacks that could camouflage the model without changing its architecture or affecting its output.

1. Linear mapping attack on $\mathbf{W}_Q, \mathbf{W}_K$ and $\mathbf{W}_V, \mathbf{W}_O$. Consider Equation 1, one can transform \mathbf{W}_Q and \mathbf{W}_K symmetrically so that the product $\mathbf{W}_Q \mathbf{W}_K^T$ remains unchanged but both weights are significantly modified. This will alter the parameter vector direction significantly. Formally, for any invertible matrix \mathbf{C}_1 , let

$$\tilde{\mathbf{W}}_Q = \mathbf{W}_Q \mathbf{C}_1, \quad \tilde{\mathbf{W}}_K = \mathbf{W}_K \mathbf{C}_1^{-1} \quad (4)$$

and substitute them respectively into the model, one can camouflage it as if it's a brand new model, without sacrificing any of the base model's performance. The same holds for $\mathbf{W}_V, \mathbf{W}_O$ as well.

2. Permutation attack on $\mathbf{W}_1, \mathbf{b}_1, \mathbf{W}_2$. Consider Equation 2, since it consists of two fully connected layers, one can randomly permute the hidden states in the middle layer without changing its output. Formally, let \mathbf{P}_{FFN} be an arbitrary permutation matrix, one can camouflage the model without sacrificing its performance by substituting the following three matrices accordingly

$$\tilde{\mathbf{W}}_1 = \mathbf{W}_1 \mathbf{P}_{FFN}, \quad \tilde{\mathbf{W}}_2 = \mathbf{P}_{FFN}^{-1} \mathbf{W}_2, \quad \tilde{\mathbf{b}}_1 = \mathbf{b}_1 \mathbf{P}_{FFN} \quad (5)$$

3. Permutation attack on word embeddings. In a similar spirit, one can permute the dimensions in the word embedding matrix as well, although it would require all remaining parameters to be permuted accordingly. Formally, let \mathbf{P}_E be an arbitrary permutation matrix that permutes the dimensions in \mathbf{X} through $\tilde{\mathbf{X}} = \mathbf{X} \mathbf{P}_E$, due to the existence of the residual connections, the output of all layers have to be permuted in the same way, i.e., $\tilde{\mathbf{H}}_n = \mathbf{H}_n \mathbf{P}_E$. Note that it's not necessarily the case in the former two types of attacks. This permutation has to be canceled out at the final softmax layer (Equation 3), by permuting the dimensions in \mathbf{E} accordingly, i.e. $\tilde{\mathbf{E}} = \mathbf{P}_E^{-1} \mathbf{E}$. Specifically, all remaining parameters have to be permuted in the following way:

$$\begin{aligned} \tilde{\mathbf{W}}_Q &= \mathbf{P}_E^{-1} \mathbf{W}_Q, & \tilde{\mathbf{W}}_K &= \mathbf{P}_E^{-1} \mathbf{W}_K, & \tilde{\mathbf{W}}_V &= \mathbf{P}_E^{-1} \mathbf{W}_V, & \tilde{\mathbf{W}}_O &= \mathbf{W}_O \mathbf{P}_E \\ \tilde{\mathbf{W}}_1 &= \mathbf{P}_E^{-1} \mathbf{W}_1, & \tilde{\mathbf{W}}_2 &= \mathbf{W}_2 \mathbf{P}_E, & \tilde{\mathbf{b}}_2 &= \mathbf{b}_2 \mathbf{P}_E \end{aligned} \quad (6)$$

Moreover, putting everything together, one can combine all the aforementioned three types of attacks altogether. Formally, the parameters can be camouflaged as:

$$\begin{aligned}\tilde{W}_Q &= P_E^{-1} W_Q C_1, & \tilde{W}_K &= P_E^{-1} W_K C_1^{-T}, & \tilde{W}_V &= P_E^{-1} W_V C_2, & \tilde{W}_O &= C_2^{-1} W_O P_E \\ \tilde{W}_1 &= P_E^{-1} W_1 P_{FFN}, & \tilde{b}_1 &= b_1 P_{FFN}, & \tilde{W}_2 &= P_{FFN}^{-1} W_2 P_E, & \tilde{b}_2 &= b_2 P_E \\ \tilde{X} &= X P_E, & \tilde{E} &= P_E^{-1} E\end{aligned}\tag{7}$$

Note that for permutation matrix we have $P^{-1} = P^T$. This includes all possible attacks that 1) do not change the model architecture, and 2) do not affect the model’s output.

3.2.2 THE INVARIANT TERMS TO THESE ATTACKS

In order to find the invariant terms under all these attacks, we need to combine terms in Equation 7 to get the invariant term that nicely cancels out all extra camouflaging matrices. To this end, we construct 3 invariant terms:

$$M_a = \hat{X} W_Q W_K^T \hat{X}^T, \quad M_b = \hat{X} W_V W_O \hat{X}^T, \quad M_f = \hat{X} W_1 W_2 \hat{X}^T \tag{8}$$

Note that we are not simply including all tokens of a vocabulary or tokens in a certain sentence for X , and instead, we use \hat{X} in these terms. There are two problems if we directly use all tokens’ embeddings X . First, using the whole embedding matrix will make the terms unnecessarily large and of variable size between different models. Second, more importantly, since it is fairly common to inherit a base model with an augmented vocabulary, i.e., to append a set of new tokens at the end of the original vocabulary, the invariant terms will result in different sizes and are not comparable in this case. Third, if we designate specific tokens instead, the selected tokens may not always exist in all LLMs being tested. As a result, we carefully choose the tokens to be included in \hat{X} , by following these steps:

1. Select a sufficiently big corpus as a standard verifying corpus.
2. Tokenize the corpus with the LLM’s vocabulary, and sort all tokens in the vocabulary according to their frequency.
3. Delete all tokens in the vocabulary that don’t show up in the corpus.
4. Among the remaining tokens, select the least frequent K tokens as the tokens to be included in \hat{X} .

Here, using a standard corpus ensures that the resulting tokenization will be identical if a certain model’s vocabulary is a subset of another; the sufficiently large corpus stabilizes the frequencies of tokens in the vocabulary and provides enough chance for as many tokens as possible to show up. Deleting zero-shot tokens automatically sweeps off augmented tokens. Selecting the rarest tokens minimizes potential affections brought by parameter updates in subsequent training processes. A properly large K will ensure a large enough set of tokens are included, making the resulting invariant terms more generally representative. More importantly, it will make all the invariant terms have the same size across all LLMs, regardless of their original sizes. In practice, we choose $K = 4096$.

We show the cosine similarity between the invariant terms in Table 1. Although not as perfect as the parameter’s cosine distances, they still preserve a high correlation to the base model.

4 MAKING THE INVARIANT TERMS HUMAN-READABLE: THE FINGERPRINTING MODEL

Instead of directly using the three invariant terms, we can present the content in the terms in a human-readable way, through the fingerprinting model. The fingerprinting model consists of a neural network encoder - a convolutional encoder in our case - and an off-the-shelf image generator as depicted in Figure 4. In principle, the encoder takes as input the invariant terms of a certain model, tile them together, and deterministically maps them to a vector that appears to be filled with Gaussian variables. The subsequent image generator reads this vector and maps it to a natural image. Importantly, throughout the process, the locality of the inputs has to be preserved from end to end. i.e., similar invariable terms should result in similar Gaussian variables and finally similar images.

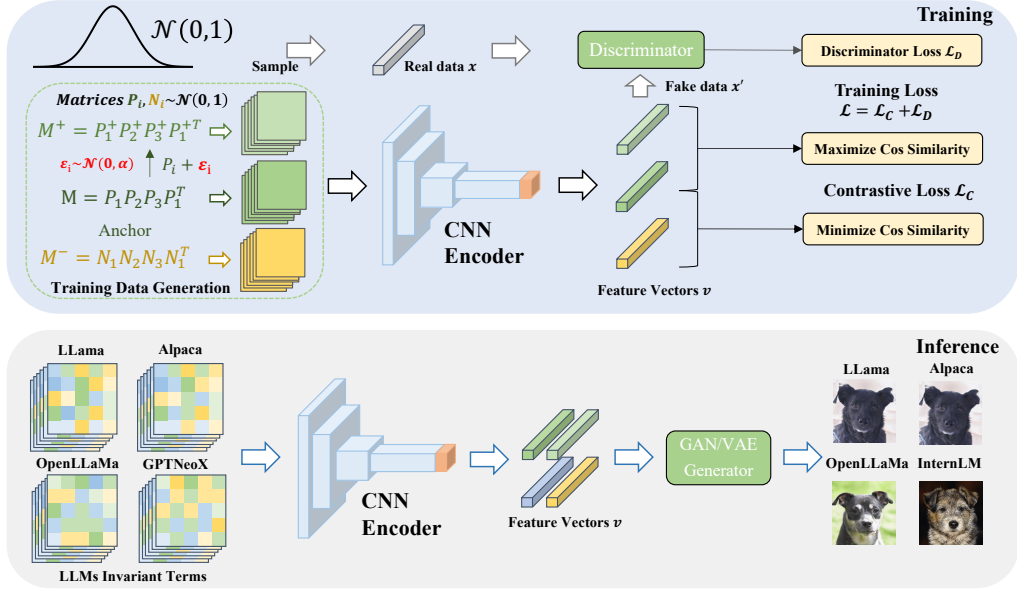


Figure 4: The training and inference of our fingerprinting model.

4.1 TRAINING THE CONVOLUTIONAL ENCODER

All the invariant terms in Equation 8 have the same size, i.e., $M_a, M_b, M_f \in \mathbb{R}^{K \times K}$, regardless of the index of the layer or LLM sizes. As a result, we can tile up them to form a 3D input tensor $M \in \mathbb{R}^{K \times K \times C}$, where C is the channel dimension. If we are using all layers, $C = 3N$. Again, in order to make M the same size across all models, we only involve the last r layers in the LLM¹.

Note that we don't need to use any real LLM weights for training the convolutional encoder, as it only needs to learn a locality-preserving mapping between the input tensor and the output Gaussian vector. This ensures strict exclusivity between the training and test data. To construct the training data, we synthesize the matrix in each channel of M on-the-fly, by randomly sampling 3 matrices P_1, P_2, P_3 and multiplying them together as $P_1 P_2 P_3 P_1^T$, as though they are model parameters.

To learn locality-preserving mapping, we adopt contrastive learning. For a randomly sampled input M , its negative sample is given by another independently sampled tensor M^- . For its positive sample M^+ , we perturb the content in each of M 's channel by adding small perturbation noises $\epsilon_i \in \mathcal{N}(0, \alpha)$ to the 3 matrices behind it. Following is the detailed process.

For the anchor data M : Sample matrices P_1, P_2, P_3 from a standard normal distribution. Consider P_1 as \hat{X} , and P_2, P_3 as model parameter matrices, then

$$M = P_1 P_2 P_3 P_1^T \quad (9)$$

For positive data M^+ : Independently sample noises ϵ_i from a normal distribution $\mathcal{N}(0, \alpha)$, then

$$P_i^+ = P_i + \epsilon_i, \quad M^+ = P_1^+ P_2^+ P_3^+ P_1^{+T} \quad (10)$$

For negative data M^- : Independently sample matrices N_1, N_2, N_3 from another standard normal distribution, then

$$M^- = N_1 N_2 N_3 N_1^T \quad (11)$$

Here α is a hyperparameter determining the small variance. Subsequently, the contrastive loss \mathcal{L}_C is given by:

$$\mathcal{L}_C = |(1 - S_C(M, M^+))| + |S_C(M, M^-)| \quad (12)$$

where $S_C(\cdot, \cdot)$ computes the cosine similarity between its two input matrices.

¹In fact, experimentally we find that a small r is already sufficient to discriminate LLMs, it's not necessary to involve many layers. In all of our experiments, $r = 2$, so there are only 6 channels in the input.

To render the output vector appears to be Gaussian, we adopt the standard GAN (Karras et al., 2019) training scheme. We add a simple MLP as the discriminator D that is trained to discriminate between real Gaussian vectors and the convolutional output vector v . In this setting, the convolutional encoder serves as the generator. During training, for every m steps, we alternate between training the discriminator and the generator. The discriminator loss \mathcal{L}_D is thus given by

$$\mathcal{L}_D = \frac{1}{m} \sum_{i=1}^m \log(1 - D(v)) \quad (13)$$

While training the generator we also need to incorporate the contrastive learning loss. Thus the actual loss \mathcal{L} for the training generator is a combination of \mathcal{L}_C and \mathcal{L}_D .

$$\mathcal{L} = \mathcal{L}_C + \mathcal{L}_D \quad (14)$$

4.2 INFERENCE

In the inference stage, the convolutional encoder takes the invariant terms from real LLMs and outputs v . One image generator converts v into a natural image. In principle, any image generator that takes a Gaussian input and has the locality-preserving property would fit here. By visually representing the invariant terms as fingerprints, we can easily identify base models based on their fingerprint images, enabling reliable tracking of model origins. In this paper, we employ the StyleGAN2 generator pretrained on the AFHQ (Choi et al., 2020) dog dataset to generate natural images, following is a detailed description of it.

StyleGAN2 is an improved model based on the style-based GAN architecture. One of its key enhancements is the incorporation of the perceptual path length (PPL) metric, which was originally introduced to quantify the smoothness of the mapping from the latent space to the output image. The PPL metric measures the average LPIPS distances (Zhang et al., 2018) between generated images under small perturbations in the latent space. Through the utilization of path length regularization, StyleGAN2 achieves enhanced reliability, consistency, and robustness, resulting in a smoother behavior of the generator. This regularization technique aligns with our objective of obtaining a locality-preserving generator.

5 EXPERIMENTS

Apart from the results shown in Section 3, our experiment section is Four-fold. First, we choose several widely used and open-sourced LLM base models with their offspring LLMs to compute their invariant terms and fingerprint images. Second, we extensively test our method on the LLaMA model family, including some heavily continue-pretrained ones to experimentally verify the robustness of our method against subsequent training processes. Third, we extensively experimented on more open-sourced LLMs to show the diversity of generated images on different LLMs. Finally, we validated the uniqueness and stability of the parameter direction of independently trained LLMs in smaller scale.

5.1 INDEPENDENTLY TRAINED LLMs AND THEIR OFFSPRING MODELS

We conduct experiments on 6 commonly used open-sourced LLMs with their sizes ranging from 7B to 40B. For the invariant terms, we use the last 2 layers' parameters and set $K = 4096$, which results in $M \in \mathbb{R}^{4096 \times 4096 \times 6}$ for all models. The 6 base models are Falcon-40B, MPT-7B (Lin et al., 2022), LLaMA2-7B, Qwen-7B (Bai et al., 2023), Internlm-7B, and Baichuan-13B. Most of their offspring models went through an SFT process, except for LLaMA2-7B-32K (Together.ai, 2023), which also had a continued pretraining before SFT. Following are detailed descriptions of these models.

Falcon-40B-Instruct and Falcon-40B-SFT-Top1-560 underwent SFT on Falcon-40B using data from Baize and top-1 quality demonstrations from the OASST dataset (Köpf et al., 2023) respectively. MPT-7B-Instruct underwent SFT using data from Databricks Dolly-15k (Conover et al., 2023) and the HH-RLHF datasets (Bai et al., 2022), while MPT-7B-StoryWriter was specifically optimized for reading and writing fictional stories. LLaMA2-7B-Chat is the dialogue version of LLaMA2-7B, and LLaMA2-7B-32K underwent continued pretraining and SFT to enhance its long-context capacity.




Figure 5: Fingerprints of 6 different base models (in the first row) and their corresponding offspring models (the lower two rows) are presented. The base model’s name is omitted in the offspring models. The blue number to the right of each offspring model indicates the cosine similarity of its invariant terms (ICS) w.r.t. its base model.

ICS	LLaMA	MiGPT	Alpaca	MAlpaca	Vicuna	Wizard	Baize	AlpacaL	CAlpaca	Koala	CLLaMA	Beaver	Guanaco	BiLLa
LLaMA	100.00	99.20	99.95	99.86	99.42	99.89	99.60	99.60	91.35	99.63	93.57	99.97	92.62	82.56
MiGPT	99.20	100.00	99.17	99.10	99.10	99.15	98.83	98.82	90.65	99.00	92.84	99.19	91.93	82.24
Alpaca	99.95	99.17	100.00	99.82	99.38	99.85	99.55	99.57	91.31	99.59	93.53	99.97	92.59	82.52
MAlpaca	99.86	99.10	99.82	100.00	99.31	99.76	99.46	99.47	91.23	99.51	93.45	99.84	92.50	82.51
Vicuna	99.42	99.10	99.38	99.31	100.00	99.35	99.05	99.04	90.84	99.15	93.04	99.41	92.14	82.28
Wizard	99.89	99.15	99.85	99.76	99.35	100.00	99.50	99.50	91.25	99.56	93.47	99.87	92.52	82.57
Baize	99.60	98.83	99.55	99.46	99.05	99.50	100.00	99.23	90.97	99.25	93.19	99.57	92.25	82.25
AlpacaL	99.60	98.82	99.57	99.47	99.04	99.50	99.23	100.00	90.99	99.24	93.21	99.59	92.31	82.30
CAlpaca	91.35	90.65	91.31	91.23	90.84	91.25	90.97	90.99	100.00	91.04	97.44	91.33	85.19	75.60
Koala	99.63	99.00	99.59	99.51	99.15	99.56	99.25	99.24	91.04	100.00	93.23	99.61	92.27	82.34
CLLaMA	93.57	92.84	93.53	93.45	93.04	93.47	93.19	93.21	97.44	93.23	100.00	93.55	86.80	77.41
Beaver	99.97	99.19	99.97	99.84	99.41	99.87	99.57	99.59	91.33	99.61	93.55	100.00	92.60	82.57
Guanaco	92.62	91.93	92.59	92.50	92.14	92.52	92.25	92.31	85.19	92.27	86.80	92.60	100.00	77.17
BiLLa	82.56	82.24	82.52	82.51	82.28	82.57	82.25	82.30	75.60	82.34	77.41	82.57	77.17	100.00

Table 3: The cosine similarities of invariant terms between various pairs of LLaMA-7B and its offspring models. Abbreviations used include "MAlpaca" for "MedAlpaca," "AlpacaL" for "Alpaca-Lora," "MiGPT" for "MiniGPT-4," "Wizard" for "WizardLM," and "CAlpaca" and "CLLaMA" representing "Chinese-Alpaca" and "Chinese-LLaMA," respectively.

Qwen-7B-Chat was fine-tuned with alignment techniques, and Firefly-Qwen-7B underwent SFT by the Firefly project. Baichuan-13B-Chat is the dialogue version of Baichuan-13B, and Baichuan-13B-SFT is a bilingual instruction-tuned model. InternLM-7B-Chat was optimized for dialogue use cases, and Firefly-InternLM underwent SFT by the Firefly project.

Apart from the fingerprints (Figure 5) we also calculate, for each offspring model, its invariant terms’ cosine similarity (ICS) w.r.t. its base model. Remarkably, for all the offspring models, their fingerprints closely resemble those of their base models, and the ICS indicates the high similarity of their invariant terms w.r.t. their base models. On the other hand, LLMs based on different base models yield fingerprints that are highly different, covering diverse appearances and breeds of dogs.




Figure 6: Fingerprints of LLaMA-7B and its offspring models.

5.2 LLaMA AND ITS OFFSPRING MODELS

To extensively validate how our proposed method is robust to various subsequent training processes, we choose the LLaMA-7B base model as a testbed, since it is a widely used model with the largest family of offspring models. We collect 10 offspring models introduced in [Section 3.1.1](#). Plus Beaver which underwent RLHF ([Dai et al., 2023](#)), Guanaco ([Dettmers et al., 2023](#)) SFT on the multilingual dataset, and BiLLa ([Li, 2023](#)) continued pretraining on a new language. Among these offspring models, We want to draw attention to the Chinese-LLaMA and Chinese-Alpaca models, both of which have an extended vocabulary and have been continued pretrained for 20GB of text in a new language, with the latter trained with several millions of additional SFT samples. Following the settings in [Section 5.1](#), the invariant terms again use the last 2 layers’ parameters.

Despite all these complex subsequent training steps, all the models yield highly relevant invariant terms ([Table 3](#)). We extensively compute the cosine similarity of the invariant terms (ICS) between every pair of models and found that they are still highly similar, with the lowest ICS being 73.11. For our trained fingerprinting model, they are aligned to a similar fingerprint image of a Croatian sheepdog, with similar poses, coat patterns, expressions, and backgrounds ([Figure 6](#)).

5.3 A WIDER COLLECTION OF INDEPENDENTLY TRAINED LLMs

In this experiment, we aimed to gather diverse models covering various parameter sizes. For the widely used LLaMA models, we included LLaMA-7B, LLaMA-13B, LLaMA-65B, and LLaMA2-7B. We also incorporated models with similar architectures to LLaMA, such as InternLM-7B, OpenLLaMA-7B, and Baichuan-7B. To encompass a broader range of parameters, we expanded our collection to include GPT2-Large ([Radford et al., 2019](#)), Cerebras-GPT-1.3B ([Dey et al., 2023](#)), GPT-Neo-2.7B, and even the largest Falcon-180B. Additionally, we considered models like Qwen-7B, RedPajama-7B ([Computer, 2023](#)), ChatGLM-6B ([Du et al., 2022](#)), Bloom-7.1B ([Workshop et al., 2022](#)), ChatGLM2-6B, Pythia-6.9B and 12B ([Biderman et al., 2023](#)), OPT-6.7B and 30B, and GPT-NeoX-20B ([Black et al., 2022](#)), among other commonly used LLMs. Finally, We collect a total of 24 open-sourced LLMs with their sizes ranging from 774M (GPT2-Large) to 180B (Falcon-180B). We generate their fingerprints, as shown in [Figure 7](#). The similarities between different models were notably low([Table 4](#)), further confirming the validity of our proposed method and model.

5.4 INDEPENDENTLY TRAINED LLMs IN SMALLER SCALE

To validate the uniqueness and stability of the parameter direction of LLMs trained from scratch, we independently trained GPT-NeoX-350M ([Black et al., 2022](#)) models on a subset of the Pile dataset ([Gao et al., 2020](#)). First, we examined whether different parameter initializations merely caused by global random seeds result in distinct parameter directions. Second, we explored the variation in the model’s parameter vector direction during pretraining.

ICS	GPT2	CGPT1.3	Neo2.7	CGLM	CGLM2	OPT6.7	Pythia6.9	LM7	Qwen	LM27	RedPajama	Bloom	Internlm	OLM	Baichuan	Pythia12	LM13	Neox20	OPT30	LM30	Gala30	LM65	Gala120	Fall180
GPT2	100.00	18.06	-1.07	-0.67	0.01	5.50	0.03	-0.15	-0.07	-0.04	0.03	-0.45	0.21	0.05	0.16	-0.04	-0.09	-0.11	3.36	-0.09	-2.18	-0.24	-0.37	-1.90
CGPT1.3	18.06	100.00	-2.22	-0.29	0.08	7.46	0.14	-0.30	0.10	-0.18	0.74	-0.79	0.07	0.23	0.23	0.04	0.02	0.00	-0.77	0.08	-1.34	0.03	-0.18	-1.17
Neo2.7	-1.07	-2.22	100.00	0.07	0.11	-1.13	0.08	0.04	-0.12	0.06	0.41	0.00	0.13	0.06	-0.00	0.10	0.09	-0.04	-0.77	0.08	-0.59	-0.15	0.00	-0.26
CGLM	-0.67	-0.29	0.07	100.00	0.18	-1.07	-0.01	0.15	0.14	-0.12	0.04	0.37	-0.18	-0.09	-0.14	0.10	-0.01	0.08	-0.73	-0.07	0.09	0.18	-1.04	-0.40
CGLM2	0.01	0.08	0.11	0.18	100.00	-0.05	0.75	0.11	0.14	0.10	0.92	0.79	0.24	0.11	0.11	0.69	0.09	0.55	-0.07	-0.02	-0.12	-0.03	-0.01	-0.03
OPT6.7	5.50	7.46	-1.13	-1.07	-0.05	100.00	0.45	-0.36	-0.14	0.02	1.31	-1.09	-0.06	-0.06	0.41	0.17	-0.23	0.09	46.29	-0.38	-2.66	-0.03	-0.17	-1.34
Pythia6.9	0.03	0.14	0.08	-0.01	0.75	0.45	100.00	-0.00	0.01	0.02	2.37	0.55	-0.06	0.04	0.01	1.58	-0.02	0.88	0.29	-0.00	-0.03	-0.01	-0.01	-0.13
LM7	-0.15	-0.30	0.04	0.15	0.11	-0.36	-0.00	100.00	0.60	3.16	0.06	0.08	0.03	0.32	0.32	0.02	2.07	0.00	0.04	1.15	0.19	1.59	0.06	0.06
Qwen	-0.07	0.10	-0.12	0.14	0.14	-0.14	0.01	0.60	100.00	0.53	-0.02	0.01	0.48	0.32	0.41	0.04	0.42	0.03	-0.12	-0.20	0.21	0.03	0.11	0.11
LM27	-0.04	-0.18	0.06	-0.12	0.10	0.02	0.02	3.16	0.53	100.00	0.04	-0.09	-0.13	0.39	0.35	-0.03	1.67	0.02	0.37	1.77	0.55	1.71	0.15	0.03
RedPaj	0.03	0.74	0.41	0.04	0.92	1.31	2.37	0.06	-0.02	-0.04	100.00	0.35	0.02	0.06	0.09	2.08	0.03	1.24	0.68	-0.13	0.02	0.03	0.21	0.02
Bloom	-0.45	-0.79	0.00	0.37	0.79	-1.09	0.55	0.08	0.01	-0.09	0.35	100.00	-0.01	0.09	-0.13	0.48	0.07	0.26	-0.68	0.02	-0.42	-0.08	-0.00	-0.05
Internlm	0.21	0.07	0.13	-0.18	0.24	-0.06	-0.06	0.03	0.48	-0.13	0.02	-0.01	100.00	0.18	0.21	0.02	0.08	-0.03	-0.64	-0.31	-0.13	-0.29	0.00	0.05
OLM	0.05	0.23	0.06	-0.09	0.11	-0.06	0.04	0.32	0.32	0.39	0.06	0.09	0.18	100.00	0.21	0.03	0.27	0.02	0.01	0.19	0.02	0.06	0.08	-0.01
Baichuan	0.16	0.23	-0.00	-0.14	0.11	0.41	0.01	0.32	0.41	0.35	0.09	-0.13	0.21	0.21	100.00	0.00	0.28	0.02	0.21	0.10	-0.25	0.10	-0.16	0.09
Pythia12	-0.04	0.04	0.10	0.10	0.69	0.17	1.58	0.02	0.04	-0.03	2.08	0.48	0.02	0.03	0.00	100.00	-0.02	0.78	0.08	-0.02	0.01	-0.04	-0.03	-0.09
LM13	-0.09	0.02	0.09	-0.01	0.09	-0.23	-0.02	2.07	0.42	1.67	0.03	0.07	0.08	0.27	0.28	-0.02	100.00	-0.01	0.13	0.39	0.21	0.88	0.07	-0.08
Neox20	-0.11	0.00	-0.04	0.08	0.55	0.09	0.88	0.00	0.03	0.02	1.24	0.26	-0.03	0.02	0.02	0.78	-0.01	100.00	0.04	-0.03	-0.08	0.02	-0.16	0.01
OPT30	3.36	5.10	-0.77	-0.73	-0.07	46.29	0.29	0.04	-0.12	0.37	0.68	-0.68	-0.64	0.01	0.21	0.08	0.13	0.04	100.00	0.12	-1.29	0.56	-0.06	-1.16
LM30	-0.09	-0.08	0.08	-0.07	-0.02	-0.38	-0.00	1.15	-0.20	1.77	-0.13	0.02	-0.31	0.19	0.10	-0.02	0.39	-0.03	0.12	100.00	0.11	2.45	-0.13	-0.12
Gala30	-2.18	-1.34	-0.59	0.09	-0.12	-2.66	-0.03	0.19	0.21	0.55	0.02	-0.42	-0.13	0.02	-0.25	0.01	0.21	-0.08	-1.29	0.11	100.00	-0.03	18.49	0.74
LM65	-0.24	0.03	-0.15	0.18	-0.03	-0.03	-0.01	1.59	0.03	1.71	0.03	-0.08	-0.29	0.06	0.10	-0.04	0.88	0.02	0.56	2.45	-0.03	100.00	-0.13	-0.01
Gala120	-0.37	-0.18	0.00	-1.04	-0.01	-0.17	-0.01	0.06	0.11	0.15	0.21	-0.00	0.00	0.08	-0.16	-0.03	0.07	-0.16	-0.06	-0.13	18.49	-0.13	100.00	-0.09
Fall180	-1.90	-1.17	-0.26	-0.40	-0.03	-1.34	-0.13	0.06	0.11	0.03	0.02	-0.05	0.05	-0.01	0.09	-0.09	-0.08	0.01	-1.16	-0.12	0.74	-0.01	-0.09	100.00

Table 4: ICS between 24 open-sourced LLMs with sizes ranging from 774M to 180B. Abbreviations used include "GPT2" for "GPT2-Large," "CGPT1.3" for "Cerebras-GPT-1.3B," "Neo2.7" for "GPT-Neo-2.7B," "CGLM" for "ChatGLM-6B," "CGLM2" for "ChatGLM2-6B," "OPT6.7" for "OPT-6.7B," "Pythia6.9" for "Pythia-6.9B," "LM7" for "LLaMA-7B," "LM27" for "Qwen-7B," "LM13" for "LLaMA-13B," "LM65" for "GPT-NeoX-20B," "RedPaj" for "Bloom-7B," "Internlm" for "InternLM-7B," "OLM" for "OpenLLaMA-7B," "Baichuan" for "Baichuan-7B," "Pythia12" for "Pythia-12B," "LM13" for "LLaMA-13B," "Neox20" for "GPT-NeoX-20B," "OPT30" for "OPT-30B," "LM30" for "LLaMA-30B," "Gala30" for "Galactica-30B," "LM65" for "LLaMA-65B," "Gala120" for "Galactica-120B," and "Fall180" for "Falcon-180B" respectively. From left to right LLMs are sorted by parameter size from smallest to largest.



Figure 7: Fingerprints of 24 independently trained LLMs.

ICS	Seed=1	Seed=2	Seed=3	Seed=4
Seed=1	100.00	2.08	2.23	2.08
Seed=2	2.08	100.00	2.40	2.26
Seed=3	2.23	2.40	100.00	2.29
Seed=4	2.08	2.26	2.29	100.00

Table 5: ICS values between GPT-NeoX models with different global seeds



Figure 8: Fingerprints of GPT-NeoX models trained with varying global seeds

5.4.1 GPT-NEOX MODELS WITH DIFFERENT GLOBAL SEEDS

We investigated the impact of global random seeds on the model parameters’ direction by independently training 4 GPT-NeoX-350M models on a subset of the Pile dataset. These models were trained using different global random number seeds while sharing the same architecture, training data batches, computational resources, and hyperparameters.

Subsequently, we computed the cosine similarities between these GPT-NeoX models’ invariant terms, as shown in Table 5. We generated fingerprints for these models, depicted in Figure 8. The results revealed a noteworthy pattern: when GPT-NeoX models are trained from scratch, as long as the global random seed used for parameter initialization is different, it will lead to completely different parameter vector directions after pretraining. Correspondingly, their fingerprints exhibited clear distinctions from each other.

Comparing CKPTs	10k-60k	60k-110k	110k-160k	160k-210k	210k-260k	260k-310k	310k-360k
Cosine similarity	56.23	84.65	88.95	90.96	92.13	93.22	94.25

Table 6: Cosine similarities between neighboring checkpoints (saved every 50k steps) of GPT-NeoX models during pretraining.

5.4.2 MODEL’S PARAMETER VECTOR DIRECTION’S VARIATIONS DURING PRETRAINING

In addition, we have explored the variation in the model’s parameter vector direction during pre-training by comparing neighboring checkpoints of a model and calculating their cosine similarities. Specifically, we trained a GPT-NeoX-350M model on a subset of the Pile dataset for 360,000 steps and saved a checkpoint every 50k steps. As pretraining progresses, we observed a diminishing change in the model’s parameter direction, leading to gradual stabilization, as shown in Table 6. For larger models and more pretraining steps, we expect this phenomenon to be more pronounced, indicating that the parameter direction of LLMs tends to stabilize during pretraining.

6 CONCLUSION

In this paper, we introduce a novel approach that uses model parameters to yield a fingerprint for LLMs. This approach could provide a human-readable identity for LLM without exposing its parameters or interfering with its training process. Different from the well-studied black-box or white-box settings, our method lies in the middle of both. Although generating the invariant terms needs access to the model parameters, which has to be done by the LLM owners and might need regulations to prevent fake terms, all the subsequent steps could be done by the public, without requiring a special third-party institution. Moreover, as only the invariant terms and fingerprint images are published, no model weights need to be exposed outside of its owner, neither to the public nor the other LLM owners, during the whole process.

REFERENCES

- Yossi Adi, Carsten Baum, Moustapha Cisse, Benny Pinkas, and Joseph Keshet. Turning your weakness into a strength: Watermarking deep neural networks by backdooring. In *27th USENIX Security Symposium (USENIX Security 18)*, pp. 1615–1631, 2018.
- Jinze Bai, Shuai Bai, Yunfei Chu, Zeyu Cui, Kai Dang, et al. Qwen technical report. *arXiv preprint arXiv:2309.16609*, 2023.
- Yuntao Bai, Andy Jones, Kamal Ndousse, Amanda Askell, Anna Chen, Nova DasSarma, Dawn Drain, Stanislav Fort, Deep Ganguli, Tom Henighan, et al. Training a helpful and harmless assistant with reinforcement learning from human feedback. *arXiv preprint arXiv:2204.05862*, 2022.
- BaiChuan-Inc. <https://github.com/baichuan-inc/Baichuan-7B>, 2023.
- Stella Biderman, Hailey Schoelkopf, Quentin Gregory Anthony, Herbie Bradley, Kyle O’Brien, Eric Hallahan, Mohammad Aflah Khan, Shivanshu Purohit, USVSN Sai Prashanth, Edward Raff, et al. Pythia: A suite for analyzing large language models across training and scaling. In *International Conference on Machine Learning*, pp. 2397–2430. PMLR, 2023.
- Yonatan Bisk, Rowan Zellers, Jianfeng Gao, Yejin Choi, et al. Piqa: Reasoning about physical commonsense in natural language. In *Proceedings of the AAAI conference on artificial intelligence*, pp. 7432–7439, 2020.
- Sidney Black, Stella Biderman, Eric Hallahan, Quentin Anthony, Leo Gao, Laurence Golding, Horace He, Connor Leahy, Kyle McDonell, Jason Phang, et al. Gpt-neox-20b: An open-source autoregressive language model. In *Proceedings of BigScience Episode# 5-Workshop on Challenges & Perspectives in Creating Large Language Models*, pp. 95–136, 2022.

- Franziska Boenisch. A systematic review on model watermarking for neural networks. *Frontiers in big Data*, 4:729663, 2021.
- Tom Brown, Benjamin Mann, Nick Ryder, Melanie Subbiah, Jared D Kaplan, Prafulla Dhariwal, Arvind Neelakantan, Pranav Shyam, Girish Sastry, Amanda Askell, et al. Language models are few-shot learners. *Advances in neural information processing systems*, 33:1877–1901, 2020.
- Yunjey Choi, Youngjung Uh, Jaejun Yoo, and Jung-Woo Ha. Stargan v2: Diverse image synthesis for multiple domains. In *Proceedings of the IEEE/CVF conference on computer vision and pattern recognition*, pp. 8188–8197, 2020.
- Aakanksha Chowdhery, Sharan Narang, Jacob Devlin, Maarten Bosma, Gaurav Mishra, Adam Roberts, Paul Barham, Hyung Won Chung, Charles Sutton, Sebastian Gehrmann, et al. Palm: Scaling language modeling with pathways. *arXiv preprint arXiv:2204.02311*, 2022.
- Miranda Christ, Sam Gunn, and Or Zamir. Undetectable watermarks for language models. *arXiv preprint arXiv:2306.09194*, 2023.
- Christopher Clark, Kenton Lee, Ming-Wei Chang, Tom Kwiatkowski, Michael Collins, and Kristina Toutanova. Boolq: Exploring the surprising difficulty of natural yes/no questions. *arXiv preprint arXiv:1905.10044*, 2019.
- Peter Clark, Isaac Cowhey, Oren Etzioni, Tushar Khot, Ashish Sabharwal, Carissa Schoenick, and Oyvind Tafjord. Think you have solved question answering? try arc, the ai2 reasoning challenge. *arXiv preprint arXiv:1803.05457*, 2018.
- Together Computer. Redpajama: An open source recipe to reproduce llama training dataset, 2023. URL <https://github.com/togethercomputer/RedPajama-Data>.
- Mike Conover, Matt Hayes, Ankit Mathur, Jianwei Xie, Jun Wan, Sam Shah, Ali Ghodsi, Patrick Wendell, Matei Zaharia, and Reynold Xin. Free dolly: Introducing the world’s first truly open instruction-tuned llm, 2023. URL <https://www.databricks.com/blog/2023/04/12/dolly-first-open-commercially-viable-instruction-tuned-llm>.
- Yiming Cui, Ziqing Yang, and Xin Yao. Efficient and effective text encoding for chinese llama and alpaca. *arXiv preprint arXiv:2304.08177*, 2023.
- Josef Dai, Xuehai Pan, Ruiyang Sun, Jiaming Ji, Xinbo Xu, Mickel Liu, Yizhou Wang, and Yaodong Yang. Safe rlhf: Safe reinforcement learning from human feedback. *arXiv preprint arXiv:2310.12773*, 2023.
- Tim Dettmers, Artidoro Pagnoni, Ari Holtzman, and Luke Zettlemoyer. Qlora: Efficient finetuning of quantized llms. *arXiv preprint arXiv:2305.14314*, 2023.
- Nolan Dey, Gurpreet Gosal, Hemant Khachane, William Marshall, Ribhu Pathria, Marvin Tom, Joel Hestness, et al. Cerebras-gpt: Open compute-optimal language models trained on the cerebras wafer-scale cluster. *arXiv preprint arXiv:2304.03208*, 2023.
- Zhengxiao Du, Yujie Qian, Xiao Liu, Ming Ding, Jiezhong Qiu, Zhilin Yang, and Jie Tang. Glm: General language model pretraining with autoregressive blank infilling. In *Proceedings of the 60th Annual Meeting of the Association for Computational Linguistics (Volume 1: Long Papers)*, pp. 320–335, 2022.
- Leo Gao, Stella Biderman, Sid Black, Laurence Golding, Travis Hoppe, Charles Foster, Jason Phang, Horace He, Anish Thite, Noa Nabeshima, et al. The pile: An 800gb dataset of diverse text for language modeling. *arXiv preprint arXiv:2101.00027*, 2020.
- Xinyang Geng. EasyLM: A simple and scalable training framework for large language models, 2023. URL <https://github.com/young-geng/EasyLM>.
- Xinyang Geng and Hao Liu. Openllama: An open reproduction of llama, May 2023. URL https://github.com/openlm-research/open_llama.
- OpenAI GPT-4. Gpt-4 technical report. *ArXiv*, abs/2303.08774, 2023.

- Chenxi Gu, Chengsong Huang, Xiaoqing Zheng, Kai-Wei Chang, and Cho-Jui Hsieh. Watermarking pre-trained language models with backdoorling. *arXiv preprint arXiv:2210.07543*, 2022.
- Tianyu Han, Lisa C Adams, Jens-Michalis Papaioannou, Paul Grundmann, Tom Oberhauser, Alexander Löser, Daniel Truhn, and Keno K Bressen. Medalpaca—an open-source collection of medical conversational ai models and training data. *arXiv preprint arXiv:2304.08247*, 2023.
- Dan Hendrycks, Collin Burns, Steven Basart, Andy Zou, Mantas Mazeika, Dawn Song, and Jacob Steinhardt. Measuring massive multitask language understanding. In *International Conference on Learning Representations*, 2020.
- Jordan Hoffmann, Sebastian Borgeaud, Arthur Mensch, Elena Buchatskaya, Trevor Cai, Eliza Rutherford, Diego de Las Casas, Lisa Anne Hendricks, Johannes Welbl, Aidan Clark, et al. Training compute-optimal large language models. *arXiv preprint arXiv:2203.15556*, 2022.
- Tero Karras, Samuli Laine, and Timo Aila. A style-based generator architecture for generative adversarial networks. In *Proceedings of the IEEE/CVF conference on computer vision and pattern recognition*, pp. 4401–4410, 2019.
- Tero Karras, Samuli Laine, Miika Aittala, Janne Hellsten, Jaakko Lehtinen, and Timo Aila. Analyzing and improving the image quality of stylegan. In *Proceedings of the IEEE/CVF conference on computer vision and pattern recognition*, pp. 8110–8119, 2020.
- John Kirchenbauer, Jonas Geiping, Yuxin Wen, Jonathan Katz, Ian Miers, and Tom Goldstein. A watermark for large language models. In Andreas Krause, Emma Brunskill, Kyunghyun Cho, Barbara Engelhardt, Sivan Sabato, and Jonathan Scarlett (eds.), *Proceedings of the 40th International Conference on Machine Learning*, volume 202 of *Proceedings of Machine Learning Research*, pp. 17061–17084. PMLR, 23–29 Jul 2023. URL <https://proceedings.mlr.press/v202/kirchenbauer23a.html>.
- Andreas Köpf, Yannic Kilcher, Dimitri von Rütte, Sotiris Anagnostidis, Zhi-Rui Tam, Keith Stevens, Abdullah Barhoum, Nguyen Minh Duc, Oliver Stanley, Richárd Nagyfi, et al. Openassistant conversations—democratizing large language model alignment. *arXiv preprint arXiv:2304.07327*, 2023.
- Kalpesh Krishna, Yixiao Song, Marzena Karpinska, John Wieting, and Mohit Iyyer. Paraphrasing evades detectors of ai-generated text, but retrieval is an effective defense. *arXiv preprint arXiv:2303.13408*, 2023.
- Guokun Lai, Qizhe Xie, Hanxiao Liu, Yiming Yang, and Eduard Hovy. Race: Large-scale reading comprehension dataset from examinations. In *Proceedings of the 2017 Conference on Empirical Methods in Natural Language Processing*, pp. 785–794, 2017.
- Linyang Li, Pengyu Wang, Ke Ren, Tianxiang Sun, and Xipeng Qiu. Origin tracing and detecting of llms. *arXiv preprint arXiv:2304.14072*, 2023.
- Zhongli Li. Billa: A bilingual llama with enhanced reasoning ability. <https://github.com/Neutralzz/BiLLa>, 2023.
- Kevin Lin, Chung-Ching Lin, Lin Liang, Zicheng Liu, and Lijuan Wang. Mpt: Mesh pre-training with transformers for human pose and mesh reconstruction. *arXiv preprint arXiv:2211.13357*, 2022.
- Eric Mitchell, Yoonho Lee, Alexander Khazatsky, Christopher D. Manning, and Chelsea Finn. Detectgpt: Zero-shot machine-generated text detection using probability curvature. In Andreas Krause, Emma Brunskill, Kyunghyun Cho, Barbara Engelhardt, Sivan Sabato, and Jonathan Scarlett (eds.), *International Conference on Machine Learning, ICML 2023, 23-29 July 2023, Honolulu, Hawaii, USA*, volume 202 of *Proceedings of Machine Learning Research*, pp. 24950–24962. PMLR, 2023. URL <https://proceedings.mlr.press/v202/mitchell23a.html>.
- OpenAI. Introducing chatgpt. 2022. URL <https://openai.com/blog/chatgpt>.

- OpenAI. Ai classifier. 2023. URL <https://beta.openai.com/ai-text-classifier>.
- Guilherme Penedo, Quentin Malartic, Daniel Hesslow, Ruxandra Cojocaru, Alessandro Cappelli, Hamza Alobeidli, Baptiste Pannier, Ebtesam Almazrouei, and Julien Launay. The RefinedWeb dataset for Falcon LLM: outperforming curated corpora with web data, and web data only. *arXiv preprint arXiv:2306.01116*, 2023. URL <https://arxiv.org/abs/2306.01116>.
- Alec Radford, Jeffrey Wu, Rewon Child, David Luan, Dario Amodei, Ilya Sutskever, et al. Language models are unsupervised multitask learners. *OpenAI blog*, 1(8):9, 2019.
- Vinu Sankar Sadasivan, Aounon Kumar, Sriram Balasubramanian, Wenxiao Wang, and Soheil Feizi. Can ai-generated text be reliably detected? *arXiv preprint arXiv:2303.11156*, 2023.
- Keisuke Sakaguchi, Ronan Le Bras, Chandra Bhagavatula, and Yejin Choi. Winogrande: An adversarial winograd schema challenge at scale. *Communications of the ACM*, 64(9):99–106, 2021.
- Rohan Taori, Ishaan Gulrajani, Tianyi Zhang, Yann Dubois, Xuechen Li, Carlos Guestrin, Percy Liang, and Tatsunori B. Hashimoto. Stanford alpaca: An instruction-following llama model. https://github.com/tatsu-lab/stanford_alpaca, 2023.
- Ross Taylor, Marcin Kardas, Guillem Cucurull, Thomas Scialom, Anthony Hartshorn, Elvis Saravia, Andrew Poulton, Viktor Kerkez, and Robert Stojnic. Galactica: A large language model for science. *arXiv preprint arXiv:2211.09085*, 2022.
- InternLM Team. Internlm: A multilingual language model with progressively enhanced capabilities. <https://github.com/InternLM/InternLM>, 2023.
- Edward Tian. Gptzero: An ai text detector. 2023. URL <https://gptzero.me/>.
- Together.ai. Llama-2-32k, 2023. URL <https://huggingface.co/togethercomputer/LLaMA-2-7B-32K>.
- Hugo Touvron, Thibaut Lavril, Gautier Izacard, Xavier Martinet, Marie-Anne Lachaux, Timothée Lacroix, Baptiste Rozière, Naman Goyal, Eric Hambro, Faisal Azhar, et al. Llama: Open and efficient foundation language models. *arXiv preprint arXiv:2302.13971*, 2023a.
- Hugo Touvron, Louis Martin, Kevin Stone, Peter Albert, Amjad Almahairi, Yasmine Babaei, Nikolay Bashlykov, Soumya Batra, Prajjwal Bhargava, Shruti Bhosale, et al. Llama 2: Open foundation and fine-tuned chat models. *arXiv preprint arXiv:2307.09288*, 2023b.
- Yusuke Uchida, Yuki Nagai, Shigeyuki Sakazawa, and Shin'ichi Satoh. Embedding watermarks into deep neural networks. In *Proceedings of the 2017 ACM on International Conference on Multimedia Retrieval*. ACM, jun 2017. doi: 10.1145/3078971.3078974. URL <https://doi.org/10.1145%2F3078971.3078974>.
- Eric J. Wang. <https://github.com/tloen/alpaca-lora>, 2023.
- Jiangfeng Wang, Hanzhou Wu, Xinpeng Zhang, and Yuwei Yao. Watermarking in deep neural networks via error back-propagation. *Electronic Imaging*, 2020(4):22–1, 2020.
- Tianhao Wang and Florian Kerschbaum. Attacks on digital watermarks for deep neural networks. In *ICASSP 2019-2019 IEEE International Conference on Acoustics, Speech and Signal Processing (ICASSP)*, pp. 2622–2626. IEEE, 2019.
- BigScience Workshop, Teven Le Scao, Angela Fan, Christopher Akiki, Ellie Pavlick, Suzana Ilić, Daniel Hesslow, Roman Castagné, Alexandra Sasha Luccioni, François Yvon, et al. Bloom: A 176b-parameter open-access multilingual language model. *arXiv preprint arXiv:2211.05100*, 2022.
- Kangxi Wu, Liang Pang, Huawei Shen, Xueqi Cheng, and Tat-Seng Chua. Llm-det: A large language models detection tool. *arXiv preprint arXiv:2305.15004*, 2023a.
- Shijie Wu, Ozan Irsoy, Steven Lu, Vadim Dabravolski, Mark Dredze, Sebastian Gehrmann, Prabhanshu Kambadur, David Rosenberg, and Gideon Mann. Bloomberggpt: A large language model for finance. *arXiv preprint arXiv:2303.17564*, 2023b.

- Tao Xiang, Chunlong Xie, Shangwei Guo, Jiwei Li, and Tianwei Zhang. Protecting your nlg models with semantic and robust watermarks. *arXiv preprint arXiv:2112.05428*, 2021.
- Can Xu, Qingfeng Sun, Kai Zheng, Xiubo Geng, Pu Zhao, Jiazhan Feng, Chongyang Tao, and Daxin Jiang. Wizardlm: Empowering large language models to follow complex instructions. *arXiv preprint arXiv:2304.12244*, 2023a.
- Canwen Xu, Daya Guo, Nan Duan, and Julian McAuley. Baize: An open-source chat model with parameter-efficient tuning on self-chat data. *arXiv preprint arXiv:2304.01196*, 2023b.
- Mohammad Mehdi Yadollahi, Farzaneh Shoeleh, Sajjad Dadkhah, and Ali A Ghorbani. Robust black-box watermarking for deep neural network using inverse document frequency. In *2021 IEEE Intl Conf on Dependable, Autonomic and Secure Computing, Intl Conf on Pervasive Intelligence and Computing, Intl Conf on Cloud and Big Data Computing, Intl Conf on Cyber Science and Technology Congress (DASC/PiCom/CBDCom/CyberSciTech)*, pp. 574–581. IEEE, 2021.
- Rowan Zellers, Ari Holtzman, Yonatan Bisk, Ali Farhadi, and Yejin Choi. Hellaswag: Can a machine really finish your sentence? In *Proceedings of the 57th Annual Meeting of the Association for Computational Linguistics*, pp. 4791–4800, 2019.
- Richard Zhang, Phillip Isola, Alexei A Efros, Eli Shechtman, and Oliver Wang. The unreasonable effectiveness of deep features as a perceptual metric. In *Proceedings of the IEEE conference on computer vision and pattern recognition*, pp. 586–595, 2018.
- Susan Zhang, Stephen Roller, Naman Goyal, Mikel Artetxe, Moya Chen, Shuohui Chen, Christopher Dewan, Mona Diab, Xian Li, Xi Victoria Lin, et al. Opt: Open pre-trained transformer language models. *arXiv preprint arXiv:2205.01068*, 2022.
- Lianmin Zheng, Wei-Lin Chiang, Ying Sheng, Siyuan Zhuang, Zhanghao Wu, Yonghao Zhuang, Zi Lin, Zhuohan Li, Dacheng Li, Eric Xing, et al. Judging llm-as-a-judge with mt-bench and chatbot arena. *arXiv preprint arXiv:2306.05685*, 2023a.
- Qinkai Zheng, Xiao Xia, Xu Zou, Yuxiao Dong, Shan Wang, Yufei Xue, Zihan Wang, Lei Shen, Andi Wang, Yang Li, Teng Su, Zhilin Yang, and Jie Tang. Codegeex: A pre-trained model for code generation with multilingual evaluations on humaneval-x. In *KDD*, 2023b.
- Deyao Zhu, Jun Chen, Xiaoqian Shen, Xiang Li, and Mohamed Elhoseiny. Minigpt-4: Enhancing vision-language understanding with advanced large language models. *arXiv preprint arXiv:2304.10592*, 2023.

APPENDICES

A IMPLEMENTATION DETAILS OF THE FINGERPRINTING MODEL

A.1 TRAINING SETTINGS

In the training stage, we alternate training the discriminator and CNN encoder every 10 steps. We set the batch size to 10, the initial learning rate to 0.0001, and introduce a noise intensity α of 0.16 for positive samples. After 16 epochs of training, we obtained the CNN encoder used in our paper.

A.2 MODEL ARCHITECTURE

For the CNN encoder: The CNN encoder takes invariant terms $M \in \mathbb{R}^{4096 \times 4096 \times 6}$ as input and produces a feature vector v as output. Our CNN encoder structure, as depicted in [Figure 4](#), consists of the first four convolutional layers and the last mean pooling layer. The mean pooling layer simply calculates the average of the feature maps obtained from each channel, resulting in a feature vector v with a length equal to the number of channels. The hyperparameters for the four convolutional layers are provided in the table below:

For the discriminator: We utilize a simple 3-layer MLP as the discriminator. The 512-dimensional feature vector v from the CNN encoder serves as fake data, while a 512-dimensional vector x

CNN Layers	Input Channel	Output Channel	Kernel Size	Stride	Padding
Layer 1	6	8	48	4	22
Layer 2	8	64	48	4	22
Layer 3	64	256	48	4	22
Layer 4	256	512	48	4	22

Table 7: Detailed hyperparameters of the stacked four convolutional layers.

sampled from the standard normal distribution serves as real data. The discriminator processes v and x , progressively reducing dimensionality through three linear layers, and finally outputs the probability of a sample being real after applying a sigmoid activation function. The sizes of the three linear layers are $\mathbf{W}_1 \in \mathbb{R}^{512 \times 256}$, $\mathbf{W}_2 \in \mathbb{R}^{256 \times 128}$, and $\mathbf{W}_3 \in \mathbb{R}^{128 \times 128}$, respectively.

For the image generator: The pretrained StyleGAN2 checkpoint we used can be found at:

<https://nvlabs-fi-cdn.nvidia.com/stylegan2-ada-pytorch/pretrained/afhqdog.pkl>