

MoVQA: A Benchmark of Versatile Question-Answering for Long-Form Movie Understanding

Hongjie Zhang^{1*} Yi Liu^{1,3*} Lu Dong^{1,4*} Yifei Huang¹
 Zhenhua Ling⁴ Yali Wang^{3,1✉} Limin Wang^{2,1✉} Yu Qiao^{1✉}

¹OpenGVLab, Shanghai AI Laboratory ²Nanjing University

³Shenzhen Institutes of Advanced Technology, Chinese Academy of Sciences

⁴University of Science and Technology of China

<https://movqa.github.io/>

Abstract

While several long-form VideoQA datasets have been introduced, the length of both videos used to curate questions and sub-clips of clues leveraged to answer those questions have not yet reached the criteria for genuine long-form video understanding. Moreover, their QAs are unduly narrow and modality-biased, lacking a wider view of understanding long-term video content with rich dynamics and complex narratives. To remedy this, we introduce MoVQA, a long-form movie question-answering dataset, and benchmark to assess the diverse cognitive capabilities of multimodal systems rely on multi-level temporal lengths, with considering both video length and clue length. Additionally, to take a step towards human-level understanding in long-form video, versatile and multimodal question-answering is designed from the moviegoer-perspective to assess the model capabilities on various perceptual and cognitive axes. Analysis involving various baselines reveals a consistent trend: the performance of all methods significantly deteriorate with increasing video and clue length. Meanwhile, our established baseline method has shown some improvements, but there is still ample scope for enhancement on our challenging MoVQA dataset. We expect our MoVQA to provide a new perspective and encourage inspiring works on long-form video understanding research.

1. Introduction

Movies are a mosaic of life, and to truly understand their content, one must piece together the various clues scattered throughout [1, 12, 29, 39, 41, 42, 44, 60]. For example, in Fig. 1, answering the question in the movie *Godfather* requires amalgamating multiple clues from the long storyline,

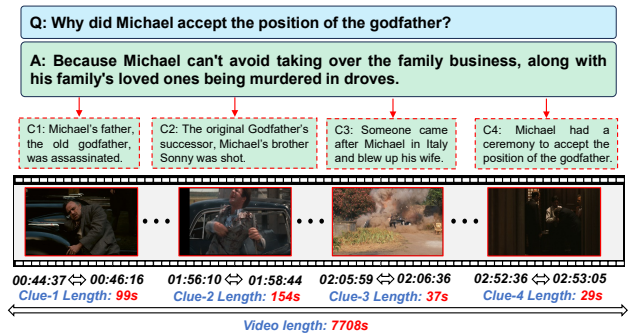


Figure 1. A causal reasoning QA example from MoVQA about the movie *Godfather*. Answering this question not only requires capturing clues from a long temporal span, but also requires high-level processing of these relevant clues.

and these clues may be tens of minutes away from the clip where the question arises. Yet being able to capture these clues, reason about their causal and temporal relations, which lies at the core of human intelligence [2, 49], remains a great challenge for multimodal systems and is also much less explored by existing long-form video understanding tasks [10, 30, 39, 40, 44, 46, 47, 62].

It is worth noting that, in what aspects does long-form VideoQA differ from general VideoQA in terms of “long”? We argue that there are two indicators: clue length and video length. The clue length, called as temporal certificate length in [30], represents the total length of the minimum set of sub-clips of the video that are both necessary and sufficient to convince a human verifier that the annotated information for that data is indeed correct, without having to watch the rest of sub-clips outside of the clue set. Undeniably, this indicator plays a crucial role in measuring the inherent temporal difficulty of long-form VideoQA task. However, assuming two VideoQA tasks with same clue length, and without considering other factors, intuitively, answering the question within

*Equal contribution ✉ Corresponding authors

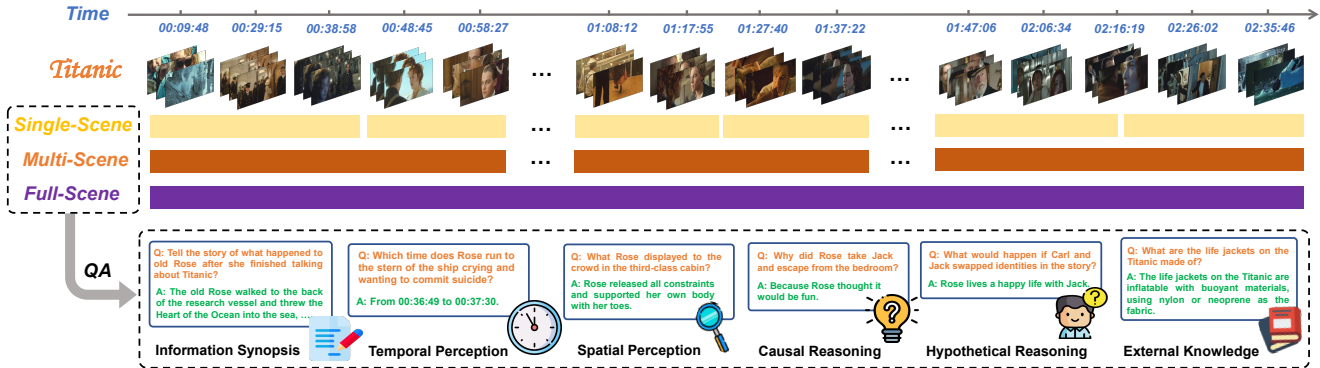


Figure 2. An overview of our MoVQA. We designed a multi-level question-answering to systematically evaluate the long-form video understanding capabilities of models. These QA pairs are sourced from single-scene, multi-scene and full-scene, and cover various aspects of video understanding, including information synopsis, temporal perception, spatial perception, causal reasoning, hypothetical reasoning and external knowledge.

a longer video length is more challenging. This is because a longer video length implies a longer contextual temporal relationship, resulting in more information redundancy and increasing the difficulty of capturing relevant clues.

In this work, considering both indicators, we introduce MoVQA, a new dataset and benchmark, contains 21,953 manually annotated QA pairs sourced from 100 movies with diverse genres, to assess the model capabilities on long-form video understanding with multi-level temporal lengths. As shown in Fig.2, QAs in our MoVQA come from three-level lengths: single-scene, multi-scene and full-scene. Annotators are asked to manually segment the movie into multiple consecutive, non-overlapping single-scene intervals of varying length based on the storyline and visual presentation, with clear start and end timestamps. A median clue length and video length of these single-scenes are about 200 seconds and 7.5 minutes. For longer video understanding, adjacent and closely related single-scenes are merged to form multi-scenes with longer durations, with clue length and video length of about 320 seconds and 20 minutes, respectively. Our MoVQA also includes specifically designed QAs for the full-scene, which have a clue length of about 540 seconds and a video length of about 120 minutes. Compared to [30], which has a median clue length of about 100 seconds and a video length of 3 minutes, our MoVQA exceeds it on both two indicators. Additionally, the types of QAs in [30] are relatively narrow, primarily focusing on summarizing the overarching behavior of the video.

To take a step towards human-level long-video understanding, QAs in our MoVQA are designed from the perspective of the interconnected abilities required by moviegoers to understand movie content. They are grouped into six types: information synopsis, temporal perception, spatial perception, causal reasoning, hypothetical reasoning and external knowledge. Compared to VideoQA dataset that also target movies [41], where QAs are solely collected based

on text summaries, making them very plot-focused and less relevant for visual information. In contrast, ours are relatively more versatile and require integration of multimodal information for answering. The primary objective of our MoVQA is to incentivize the development of multimodal systems that can tackle versatile QAs presented by moviegoers, spanning long periods of time and relying on a variety of modal information.

The main contributions of this paper are as follows: (1) We focus on long-form with multi-level QAs by considering both clue length and video length, to support the research on video understanding across different temporal lengths. (2) Versatile and multimodal question-answering is designed from the moviegoer-perspective to assess the model capabilities on various perceptual and cognitive axes. (3) We benchmark various state-of-the-art multimodal systems on MoVQA and find that even the most advanced current systems achieve unsatisfactory results. Moreover, our established baseline with keyframe selection and contextual modelling achieves the state-of-the-art performance, which we hope can guide future directions in establishing long-form understanding methods.

2. Related Work

Video Question-Answering Datasets. VideoQA is a powerful tool for evaluating a model’s comprehensive understanding of a given video[5, 7, 16, 20, 21, 29, 32, 41, 48, 51]. Early VideoQA dataset, such as TGIF-QA [16], MovieFiB [29], MSRVTT-QA [51] primarily focused on visual descriptions, repetition, and transitions of single objects or actions. Their videos typically consisted of relatively short videos capturing a single event. Recent advancements in VideoQA aim for more causal and temporal reasoning on multiple events. Datasets like MovieQA [41] and TVQA [20] design causal questions on movies and TV shows respectively, requiring plot understanding or actor dialogue understand-

ing. LifeQA [4] generates question answering pairs about real-life scenarios. ActivityNet-QA [58] generates much longer motion, spatial, and temporal QA based on ActivityNet dataset [11]. NExT-QA [48] emphasizes causal and temporal actions in daily life videos, while STAR [43] automatically generates situation abstraction and logic-grounded question answering, *i.e.*, person-object-action relations in daily life videos. Nevertheless, these datasets ask questions on relatively short videos (ranging from 10 to 203 seconds), while our benchmark ask questions on much longer videos (956 seconds on average) with much richer video content.

Long-form Video Understanding Datasets. Recently, long video understanding has begun to rise [9, 12, 14, 30, 31, 37, 39, 42, 44, 50, 60]. [44] proposes a long-form video understanding benchmark based on [1], where the tasks are much specific, such as speaker style and movie release year. [39] proposes MAD, a language grounding dataset designed to ground queries on an average clip duration of 110 minutes. However, their language queries are much shorter (averaging 4 seconds) and lack long-form contextual relationships or high-level semantics. [30] proposes EgoSchema with a length of 180 seconds, which has a certificate length of about 100 seconds, *i.e.*, the sub-clips of the videos that are both necessary and sufficient for answering the question. Nevertheless, their questions consist mainly of summary questions and lack variety in question types. In contrast, our MoVQA generates six diverse types of questions on longer videos, resulting in a much longer certificate length.

Video Question-Answering Method. VideoQA is a typical type of vision-language task that has been studied for many years. Early, most studies analyze the video or text backbones and the fusion of video and text [17, 19, 33, 59]. [59] proposes a deep modular co-attention network for efficient interaction between questions and videos. [33] utilizes motion and appearance features to build a question to video graph. Recently, advanced VideoQA models are built upon pretrained vision-language model [23, 52, 53]. [53] leverages a frozen language model and trainable adapters to train a video-language backbone. [23] adopts a frozen image encoder, a frozen large language model, and a trainable Q-Former to train an image-language backbone. These pretrained vision-language models demonstrate strong performance on VideoQA tasks.

Long-form Video Understanding The main challenge in long-form video understanding is how to handle long video inputs [44]. There are two main directions. The first approach is to model long video input using an end-to-end network [8, 13, 26, 38, 45]. Specifically, [45] uses non-local network to attend the long video features with short video feature query. [26] models long video using sparsely sampled high-cost video frames and dense sampled low-cost audio. [8] utilizes cascaded segment and region selection modules to select frames and image regions that are

closely relevant to the question. Another approach is to select keyframes from the long videos [15, 18, 27, 34, 35, 54]. For example, [57] uses grounding datasets for keyframe localizer pretraining and leverages QA feedback to refine the keyframe localizer. We combine the merit of existing works to design a dual perceiver modeling framework for efficient long video understanding.

3. MoVQA Benchmark

We carefully selected 100 movies from the highly rated movies on IMDb*, covering a wide range of genres, years and countries. The average length of the movies is 125.7 minutes. To ensure the purity of the visual information in our experiments, our movie data does not contain embedded subtitles. Additionally, we collect the external subtitles for each movie, and each subtitle contains the start and end timestamps corresponding to the dialogue in the video content. Only during the annotation process, the movie data includes embedded subtitles to facilitate the understanding of the movie content by annotators. The collected movies are publicly available from the internet, and are allowed to be crawled according to the service contract of the website. Considering copyright issue, we will only release the pre-trained features of movies. Furthermore, our data source does not contain any information that names or uniquely identifiable individuals or offensive content.

3.1. Question-Answering Design

Scene Partition. To evaluate model capabilities on long-form video understanding across different temporal lengths, each movie was first segmented into clips of varying durations. Our annotators were asked to first select a movie from the list that they were familiar with, and then manually segment the movie into multiple consecutive, non-overlapping single-scene intervals of varying length based on the storyline and visual presentation, with clear start and end timestamps. The average duration of single-scene is about 7.8 minutes. For longer video understanding, adjacent and closely related single-scenes are merged to form multi-scenes with longer durations, typically spanning an average length of 22 minutes. Our MoVQA also specifically designed QAs with a super long-form for the full-scene (average duration of 125.7 minutes).

QA Annotation. For each scene, the annotator had the freedom of forming 9 to 10 questions based on the 6 types, and these questions require both vision and language understanding to answer. The correct answer to each question is given by the annotator. Another annotator was presented with a clip and a question at a time, but not provided with the correct answer, and asked to answer the question correctly. Finally, the two annotators jointly discussed and reorganized

*<http://www.imdb.com/>

Dataset	Annotation	#QA Pairs	Avg.Len.(s)	Multi-level	Multimodal	QA Type					
						Causal	Hypothetical	Synopsis	Knowledge	Spatial	Temporal
TGIF-QA [16]	Auto	165,165	3	✗	✗	✗	✗	✗	✗	✓	✗
MSRVTT-QA [51]	Auto	243,690	15	✗	✗	✗	✗	✗	✗	✓	✗
How2QA [25]	Human	44,007	60	✗	✗	✓	✗	✗	✓	✓	✓
NEXT-QA [25]	Human	52,044	44	✗	✗	✓	✗	✗	✗	✓	✗
EgoSchema [30]	Auto	5,000	180	✗	✗	✓	✗	✓	✓	✗	✗
MovieQA [41]	Human	6,462	203	✗	✗	✓	✗	✗	✓	✓	✗
TVQA [20]	Human	152,545	76	✗	✓	✓	✗	✗	✓	✓	✓
MoVQA	Human	21,953	992	✓	✓	✓	✓	✓	✓	✓	✓

Table 1. Comparison of our MoVQA to various VideoQA datasets. MoVQA is unique since its QAs are sourced from multi-level and longer temporal lengths, and the QA types are more diverse.

or corrected the QA pairs based on their answers. The reason for inviting another annotator to answer the question is that assuming that the QA pairs are completed by the same annotator, biases in understanding from the annotator inevitably arise, leading to incorrect answers.

QA Types. To assess model capabilities on various perceptual and cognitive axes in movie understanding, QAs in our MoVQA are designed from the perspective of the interconnected abilities required by moviegoers to understand the movie content. They are grouped into six types:

- *Information Synopsis.* Information synopsis questions require the model to extract key information related to the question from the movie and summarize them concisely in language. This involves aspects such as the movie theme, plot synopsis, character relationships, and motivations.
- *Temporal Perception.* Temporal perception questions require the model to understand the timeline of events and the plot in the movie, and accurately locate the temporal location of the answer on the timeline. Compared with the temporal action localization task [6, 61], which requires the model to recognize and locate specific actions in a video, our temporal perception task places more emphasis on understanding the complex narrative sequence in the movie.
- *Spatial Perception.* Spatial perception questions require the model to recognize and understand the visual elements in movies, which often have multiple characters, objects, and scenes. It may require combining the context of the story to infer the visual information related to the question.
- *Causal Reasoning.* Causal reasoning questions require the model to understand and infer cause-and-effect relationships between events in the storyline, and causality is the key driving force in the development of the story.
- *Hypothetical Reasoning.* Hypothetical reasoning questions require the model to understand the preconditions and post-effects of storylines. Based on causal tracing of storylines, we designed hypothetical reasoning questions with the assumption that certain events in the story are not happened, and how the storyline will develop under this condition.
- *External Knowledge.* External knowledge questions require the model to understand additional knowledge that could not be found in movies but has relevance to the movie

content. These external knowledge may involve cultural background, actor information, history, and social response.

We showcase examples of the various types mentioned above in our supplementary materials.

3.2. Distractor Options Generation

We evaluate long-form video understanding as a multiple-choice question-answering task, where each question has five candidate answers, only one of which is correct. The role of distractor options in multiple-choice question-answering is crucial because they determine the difficulty of QA. Well-designed distractor options should closely resemble the correct answer in terms of plausibility, making it challenging for participants to select the correct option.

We initially attempted to collect distractor options using ChatGPT, so as to save labor costs. However, we found that the generated candidates were unsatisfactory and had significant shortcuts. More details are shown in Sec 5.4. Therefore, we opted to engage human annotators in the process of writing distractor options within our dataset. We established three guiding principles to avoid the bias from the distractor options generated by ChatGPT. Firstly, we aimed to ensure that the length of the distractor options closely matched that of the correct options, to avoid overly long or short distractor bias. Secondly, we ensured that the semantic content of the distractor options were different from that of the correct answers. To achieve this, we employed SentenceTransformer [36] to calculate the semantic differences and instructed annotators to verify and correct options with a semantic similarity exceeding 0.9. Finally, for longer answers, we mandated that annotators modify at least two distinct parts of the response to create a more robust set of distractor options. We show in Table 10 that human-corrected distractor options following these three principles are more challenging than those directly generated by the ChatGPT.

One additional point is that we did not ask human workers to generate distractors for our temporal perception QA, because the answer format of temporal perception QA is a time interval that can be generated according to rules. To generate difficult distractors for temporal perception QA, we randomly chose four equal-length, non-overlap intervals that

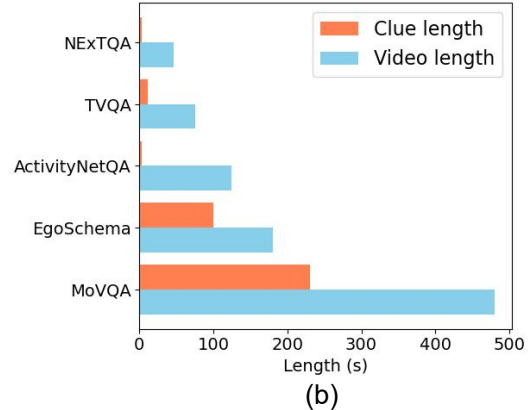
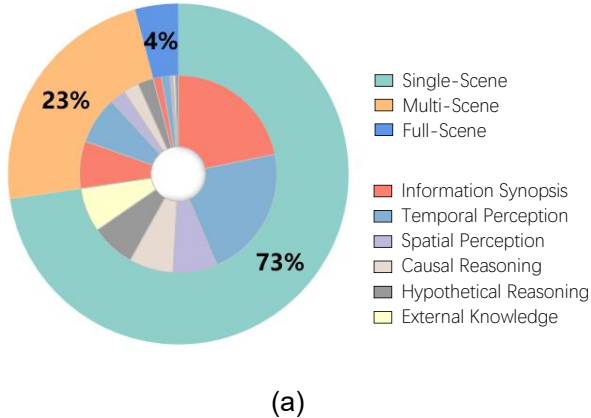


Figure 3. (a) The distribution of QA types based on multi-level scenes. (b) The distribution of clue length and video length in different VideoQA datasets.

Q Type	#QA Pairs	Q-Len	CO-Len	DO-Len
Synopsis	6,786	11.0	28.9	28.7
Temporal	6,786	12.1	4.0	4.0
Spatial	2,262	10.8	13.9	13.4
Causal	2,262	10.9	15.0	15.3
Hypothetical	2,262	14.9	14.7	14.8
Knowledge	1,595	8.7	26.9	26.6
Total	21,953	11.5	16.6	16.5

Table 2. Statistics for different QA types. Q = question, CO = correct option, DO = distractor option. Length is defined as the number of words.

are before or after the time interval of the correct answer to generate the distractors. The equal-length design can avoid bias in the length distribution of time intervals.

Quality Control. To construct a high-quality dataset which offers accurate annotations at all scenes and types, we adopt a series of mechanisms, including pretesting the annotators rigorously before formal annotation, preparing informative reference slides as well as demonstrations, and cross-validating across annotators.

3.3. Data Statistics

A comparison of our MoVQA to various popular VideoQA datasets is presented in Table 1. QAs in our MoVQA not only span multi-level scenes and encompass diverse types, but also have the longest video length. We collect a total of 21,953 QAs, including 15,950 single-scene, 5,103 multi-scene, and 900 full-scene. The distribution of different types of QAs based on multi-level scenes is shown in Fig. 3 (a). The number of QAs in three scenes accounted for 73% in single-scene, 23% in multiple-scene, and 4% in full-scene. The distribution of clue length and video length across different VideoQA datasets is shown in Fig. 3 (b). We follow [30] and benchmark the clue length for 50 hours

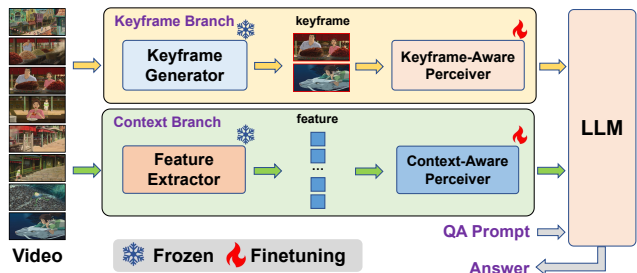


Figure 4. An overview of our DPM framework. A similar process is used for subtitle modality and thus omitted for simplicity.

of clips (200 QAs) chosen randomly. Our MoVQA has a median clue length of about 200 seconds for single-scene, 320 seconds for multi-scene, and 540 seconds for full-scene, which are $2\times$ (single-scene), $3.2\times$ (multi-scene), and $5.4\times$ (full-scene) longer than the dataset with the second-longest clue length. In general, the median clue length of all QAs is approximately 230 seconds. Additionally, our MoVQA has a median video length of about 8 minutes for all QAs, which is $2.6\times$ longer than the second-longest video length. Specifically, 7.5 minutes for single-scene, 20 minutes for multi-scene, and 120 minutes for full-scene. Table 2 presents statistics of the QAs based on types. On average, both questions and answers in our MoVQA are longer compared to those in previous datasets, especially the answers, which are approximately $3\times$ longer than those in TVQA [20] and MovieQA [41]. This indicates that our dataset provides richer and more detailed information, requiring more clues to describe and answer the questions.

4. Proposed Method

From the moviegoer-perspective, when answering a question about a movie, it is essential to consider both the key clues

Setting	Method	Single-Scene	Multi-Scene	Full-Scene
Zero-shot	FrozenBiLM [53]	28.1	25.0	25.3
	BLIP-2 [23]	41.3	39.3	38.3
	SEVILA [57]	42.0	40.0	39.5
Finetuning	FrozenBiLM [53]	42.2	39.0	38.9
	BLIP-2 [23]	48.7	44.1	40.0
	SEVILA [57]	49.2	45.6	40.7
	DPM	50.3	49.0	42.7

Table 3. Performance of VideoQA methods on our MoVQA.

about the question and the contextual elements of the movie. Based on this perspective, we propose a multimodal Dual Perceiver Modeling (DPM) framework, which consists of two branches: one is the keyframe branch for selecting the most important clues, and the other is the context branch for modeling contextual information of long videos. An overview of our proposed method is shown in Fig.4. The inputs are a long video clip V , a subtitle S , a question Q and five candidate answers $\{a_i\}_{i=1}^5$.

4.1. Keyframe Branch

To capture clues relevant to the question from the long video, we refer to the keyframe selection module in [57], which serves as a localizer to select the top-k keyframes related to the question as clues from long video frames. Specifically, this localizer generates the probability of each frame by asking BLIP-2 [23] with a localization question and selects the top-k frames as keyframes. For video, the keyframe-aware perceiver module consists of the image encoder and the Q-Former used in BLIP-2 [23], while for text modality, it is the word embedding used in the LLM. Considering that our movie data contains both videos and subtitles of dialogues, relying solely on visual information to locate keyframes can be suboptimal, we choose to combine visual and subtitle information in our keyframe generator module to locate keyframes relevant to the question. Then, we adopt the selected top-k keyframes along with the corresponding top-k subtitles for the next operation.

4.2. Context Branch

To model the contextual information on long videos, we first extract features from the video and subtitles using our feature extractor module, which has a similar structure to the keyframe perceiver module in the keyframe branch. Then, we proceed to model the context of this long sequence features using a context-aware perceiver module, which is inspired by the design of Q-Former used in [23]. Specifically, the context-aware perceiver module is a transformer decoder, where the query is a set of learnable embeddings, and both the key and value are the long video token.

Finally, we concatenate the output of the two branches and the QA prompt as the input to the LLM used in [23] to generate an answer. The QA prompt follows [57].

Method	Synopsis	Temporal	Spatial	Causal	Hypothetical	Knowledge
FrozenBiLM [53]	50.4	22.8	48.3	47.0	47.9	40.8
BLIP-2 [23]	56.7	22.3	62.4	56.7	52.8	53.0
SEVILA [57]	57.2	23.3	61.6	54.7	55.2	54.8
DPM	60.2	23.6	63.1	57.6	56.3	55.0

Table 4. Performance of VideoQA methods on different question types of our MoVQA.

Setting	Method	Single-Scene	Multi-Scene	Full-Scene
Zero-shot	Random	20.0	20.0	20.0
	Mplug-Owl [55]	25.2	23.5	22.1
	Otter [22]	23.1	22.1	21.3
	VideoChatGPT [28]	23.4	22.7	22.3
	VideoChat [24]	24.9	24.1	21.6
Instruction Tuning	VideoChatGPT [28]	28.2	26.5	25.1
	VideoChat [24]	29.7	29.2	25.6

Table 5. Performance of multimodal LLMs on our MoVQA.

Method	Synopsis	Temporal	Spatial	Causal	Hypothetical	Knowledge
Random	20.0	20.0	20.0	20.0	20.0	20.0
Mplug-Owl [55]	25.1	19.9	25.3	21.9	23.5	27.5
Otter [22]	22.6	20.7	19.6	26.1	24.2	21.8
VideoChatGPT [28]	23.8	20.2	22.1	22.1	21.4	24.1
VideoChat [24]	25.2	20.1	26.7	25.8	22.9	26.0

Table 6. Performance of multimodal LLMs methods on different question types of our MoVQA.

5. Experiments

Our setting is as follows. We used a 6:2:2 train/val/test data to split the 100 movies of MoVQA dataset, such that movies and their corresponding QA pairs appear in only one split. This results in 13,780 QA pairs for training, 4,133 QA pairs for validation, and 4,040 QA pairs for testing. For multiple-choice question-answering task, we use the question-answering accuracy as the evaluation metrics.

5.1. Implementation Details

Following [57], we build our DPM upon BLIP-2 [23], using its flan-t5 xl LLM variant. In the keyframe branch, we choose 32 keyframes along with their respective subtitles, from 512 uniformly sampled frames and their corresponding subtitles. In the context branch, we uniformly sample 512 frames and truncated concatenated subtitles to a length of 512. Then, we use 32 learnable query embeddings to model the context of long videos and long subtitles, respectively. All experiments are conducted on 8 A100 GPUs. Due to the large computation of the BLIP-2, we can only use a batch size of 1. Regarding other hyperparameters, we refer to the settings in [57]. As for other VideoQA methods and all multimodal LLMs methods, their experimental settings follow the original paper.

5.2. VideoQA Methods

We report the performance of the state-of-the-art VideoQA methods, including FrozenBiLM [53], BLIP-2 [23], SEVILA [57] and our DPM. Table 3 shows the results on dif-

Setting	Video token num	Single-Scene	Multi-Scene	Full-Scene
Zero-shot	32 → 4	41.5	38.6	37.0
	32 → 10	42.0	40.0	39.5
	64 → 10	42.1	39.6	38.9
	64 → 30	39.7	37.4	34.0
	512 → 30	42.2	39.8	38.3
Finetuning	32 → 4	45.5	42.3	39.7
	32 → 10	48.1	45.0	40.4
	64 → 10	48.6	45.2	40.6
	64 → 30	49.2	45.6	40.7
	512 → 30	49.3	45.3	40.7

Table 7. Ablation study on video tokens. The notation $X \rightarrow Y$ represents the number of frames uniformly sampled initially, followed by the number of the selected keyframes determined by the localizer in SEVILA.

ferent scenes. Firstly, we can see that the SEVILA achieves the best zero-shot performance with other baselines and our DPM achieves the best finetuning results across all scenes, with zero-shot accuracies ranging from 39.5% to 42.0% and finetuning accuracies ranging from 42.7% to 50.3%. Comparing with the second-ranked SEVILA in finetuning, our DPM exhibits improvements of 1.1% in single-scene, 3.4% in multi-scene and 2.0% in full-scene, respectively. Secondly, all methods significantly deteriorate with an increasing number of scenes, indicating that the difficulty of question-answering increases with longer clue lengths and video lengths. Table 4 shows the results on different QA types. We can see that the biggest challenge of QA type is temporal perception. This could be attributed to the fact that in the temporal perception type, the content of answer options has a relatively simple form compared to other types, *e.g.*, “From 00:36:49 to 00:37:30.” in Fig.2. There is limited linguistic distinction between the correct and distractor options, making it difficult for models to eliminate certain distractor options based solely on linguistic cues.

5.3. Multimodal LLMs Methods

Unlike VideoQA methods, multimodal LLMs methods do not calculate the probability values for each option. Instead, it directly answers the question and generates the corresponding option. We find that multimodal LLMs methods face significant challenges on our MoVQA dataset. We report the performance of the state-of-the-art multimodal LLMs methods for which the codes are publicly available, including VideoChat [24], Video-ChatGPT [28], mPLUG-Owl [56] and Otter[22], and systematically explore the performance of these models on our MoVQA.

Choice Extraction. During inference, although the problems are presented as clear single-choice questions with well-formatted options, many LLMs still provide answers in free-form text. To address this issue, we first extract choices from the predictions of LLMs by employing exact matching techniques. For instance, when trying to match the choice “a0”, we check if the output of LLMs contains any

Setting	Modality input	Single-Scene	Multi-Scene	Full-Scene
Zero-shot	Q	22.4	20.9	29.0
	V + Q	23.0	21.2	23.5
	S + Q	28.5	25.8	23.5
	V + S + Q	28.1	25.0	25.3
Finetuning	Q	36.0	33.7	32.2
	V + Q	36.8	34.4	33.3
	S + Q	41.3	37.7	36.9
	V + S + Q	42.2	39.0	38.9

Table 8. Ablation study on modality input. The modality input Q, V, and S indicate question, video, and subtitle respectively.

occurrences of “a0”, “a0.”, “a0)”, “a0:”, and so on. Once a match is found, we consider it a successful extraction of the model’s choice. If the match strategy fails, we then try to extract the choice by semantic similarity. We enhance semantic similarity by calculating the semantic similarity between the output answer and multiple options. We choose the option with the highest similarity as the final selection.

Zero-shot Results. We evaluated the performance of several common multimodal models on our MoVQA dataset under zero-shot setting. The results are summarized in Table 5. It can be observed that under the zero-shot setting, the results are not very satisfactory, and the performance also deteriorates as the length of the video segments increases. Moreover, we utilize instruction-tuning of the LLMs on the prediction tokens, leveraging its original autoregressive training objective. The pretrained model is fine-tuned using carefully selected, high-quality video-text pairs. Moreover, as shown in Table 6, we report the performance of different types on our MoVQA. Current multimodal LLMs models have their own strengths and weaknesses in different types of QA, which are closely related to the data they were pre-trained on. And in some types, such as temporal perception, their performance is poor, to the point where it is not much different from random guessing.

Instruction Tuning. We also employ predetermined prompts based on the following template like [28]. The questions come from the annotation of our MoVQA. Throughout the training process, the weights of both the video encoder and LLMs remain fixed, and the model maximizes the likelihood of predicting tokens that represent the answer by adapting the linear layer. We can see that in Table 5 after instruction tuning, the model’s performance has improved to some extent. However, there is still a significant gap between model’s performance and human performance.

5.4. Qualitative Analysis

Video Sample Strategy. We analyze the effect of video frame sampling on long video using the SEVILA model with different number of sampled frame and keyframes. As shown in Table 7, it suggests that more video tokens may not work well in the zero-shot setting, while more video tokens works better in the finetuning setting. For the zero-

Model variance	Single-Scene	Multi-Scene	Full-Scene
SEVILA [57]	49.2	45.6	40.7
DPM-C	49.8	46.7	40.1
DPM-K	50.1	48.6	42.6
DPM	50.3	49.0	42.7

Table 9. Ablation study of our DPM method. The variants DPM-K and DPM-C indicate that only keyframe branch or context branch is used for DPM.

Setting	Distractor option Type	Single-Scene	Multi-Scene	Full-Scene
Zero-shot	QA-based	28.7	27.8	36.7
	Sentence-based	28.6	26.9	27.0
	Human	28.1	25.0	25.3
Finetuning	QA-based	79.2	80.9	79.4
	Sentence-based	55.3	51.2	52.3
	Human	41.5	36.9	38.3

Table 10. Results on MoVQA dataset with different distractor option type.

shot setting, more video tokens may not work well because the base model BLIP-2 in SEVILA is pretrained with image data (single-frame), leading to an enlarged zero-shot performance gap when more video frames are input. In the finetuning setting, we observe a monotonic relationship between performance and the number of frames. However, the improvement reaches a saturation point at 64 frames.

Modality Dependency. To investigate whether MoVQA requires multimodal dependency, we adopt FrozenBiLM [53] model with different modality inputs for ablation. As shown in Table 8, we can find that the model performs best with only subtitle input in the zero-shot setting and performs best with both subtitle and video input in the finetuning setting. The results from the finetuning setting suggest that our dataset requires multimodal processing abilities. For the zero-shot setting, our movie video inputs do not provide assistance. This may be due to the domain gap between the pretraining dataset WebVid [3] of FrozenBiLM and our movie dataset.

Variants of DPM. To analyze the effectiveness of different components in our DPM, we conducted ablation experiments on the keyframe branch and the context branch for comparison. According to the results in Table 9, the DPM-K with only relying on the keyframe branch demonstrates the second-best performance. Compared to SEVILA [57], which relies solely on visual information to locate keyframes, DPM-K, combining visual and subtitle information, can better identify keyframes relevant to the question. Additionally, DPM-C can effectively improve performance by modeling contextual information. Overall, the DPM that combines both branches demonstrates the best performance.

Human-Written vs ChatGPT. We initially attempted to generate distractor options using ChatGPT. We conducted preliminary experiments using FrozenBiLM model [53] with

QA-based Prompt

Given a question and a correct answer, please generate 4 incorrect answers, requiring that (1) the incorrect answers are related to the original question and do not answer the original question, (2) the incorrect answers are about the same length as the original correct answers. This question and correct answer pair is: [Q]+[A]

Sentence-based Prompt

Given a sentence, please randomly modify one or two characters, objects, actions, or sub-events contained in this sentence at a time, and generate 4 new sentences that are not semantically identical to the original sentence. The sentence is: [A]

Figure 5. Two types of prompts for generating distractor options.

its original hyperparameters. As shown in Fig. 5, we tried two types of prompts for generating distractor options using ChatGPT, one that generates distractor options that cannot answer the original question and are different from the correct answer (QA-based), and another that generates distractor options that are different from the correct answer (Sentence-based). From Table 10, we can see that both ChatGPT-prompt-generated QA datasets have very high QA accuracy, and our manual distractor options lead to a much lower accuracy. This indicates there may exist significant QA shortcuts for ChatGPT-generated distractor options. We found that many distractor options generated by ChatGPT are consistently either too short or too long compared to the right answer, and sometimes use different words but convey a similar semantic meaning as the correct answers. Generating reliable multiple choice QA based on ChatGPT may be a good avenue for future work.

6. Conclusions

We present our MoVQA, a long-form movie question-answering dataset, and benchmark it to assess the versatile cognitive capabilities of multimodal systems. The assessment relies on multi-level temporal lengths (single-scene, multi-scene and full-scene), considering both clue length and video length. Compared to the second longest dataset, which has about a median clue length of 100 seconds and a video length of 3 minutes, our MoVQA surpasses it in both clue length (230 seconds) and video length (8 minutes). Additionally, to take a step towards human-level understanding, QAs in our MoVQA are designed from the perspective of the interconnected abilities required by moviegoers to understand movie content. We also benchmark various methods on MoVQA and find that even the most advanced methods achieve unsatisfactory results. Our established method has shown some improvements, but there is still ample scope for enhancement on our challenging MoVQA dataset. We believe that our MoVQA will have a significant impact on the advancement and assessment of forthcoming long-form video understanding models.

Limitations. There are a thousand Hamlets in a thousand people’s eyes. Despite conducting multiple rounds of cross-

validation, the understanding of the essence of a movie may vary among individuals. As a result, for some challenging abstract questions, the answers may not be entirely accurate. Further, there are inevitable distribution biases of distractor options in our MoVQA. Finally, it is important to acknowledge that human curation is an imperfect process. Despite implementing multiple rounds of checks to minimize false positives, it is inevitable that the collected MoVQA may include some mislabeled or improperly formatted QA pairs. In our future work, we will further expand the scale of MoVQA by including more movies in multiple languages with detailed QA annotations. We will also explore long-form video modeling techniques for enhanced movie understanding.

References

- [1] <https://www.youtube.com/c/movieclips>. 2021. 1, 3
- [2] Dawit Mureja Argaw, Joon-Young Lee, Markus Woodson, In So Kweon, and Fabian Caba Heilbron. Long-range multi-modal pretraining for movie understanding. In *Proceedings of the IEEE/CVF International Conference on Computer Vision*, pages 13392–13403, 2023. 1
- [3] Max Bain, Arsha Nagrani, Gül Varol, and Andrew Zisserman. Frozen in time: A joint video and image encoder for end-to-end retrieval. In *Proceedings of the IEEE/CVF International Conference on Computer Vision*, pages 1728–1738, 2021. 8
- [4] Santiago Castro, Mahmoud Azab, Jonathan Stroud, Cristina Noujaim, Ruoyao Wang, Jia Deng, and Rada Mihalcea. Lifeqa: A real-life dataset for video question answering. In *Proceedings of the Twelfth Language Resources and Evaluation Conference*, pages 4352–4358, 2020. 3
- [5] Santiago Castro, Naihao Deng, Pingxuan Huang, Mihai Burzo, and Rada Mihalcea. Wildqa: In-the-wild video question answering. *arXiv preprint arXiv:2209.06650*, 2022. 2
- [6] Feng Cheng and Gedas Bertasius. Tallformer: Temporal action localization with a long-memory transformer. In *Computer Vision–ECCV 2022: 17th European Conference, Tel Aviv, Israel, October 23–27, 2022, Proceedings, Part XXXIV*, pages 503–521. Springer, 2022. 4
- [7] Seongho Choi, Kyoung-Woon On, Yu-Jung Heo, Ahjeong Seo, Youwon Jang, Minsu Lee, and Byoung-Tak Zhang. Dramaqa: Character-centered video story understanding with hierarchical qa. In *Proceedings of the AAAI Conference on Artificial Intelligence*, pages 1166–1174, 2021. 2
- [8] Difei Gao, Luwei Zhou, Lei Ji, Linchao Zhu, Yi Yang, and Mike Zheng Shou. Mist: Multi-modal iterative spatial-temporal transformer for long-form video question answering. In *Proceedings of the IEEE/CVF Conference on Computer Vision and Pattern Recognition*, pages 14773–14783, 2023. 3
- [9] Kristen Grauman, Andrew Westbury, Eugene Byrne, Zachary Chavis, Antonino Furnari, Rohit Girdhar, Jackson Hamburger, Hao Jiang, Miao Liu, Xingyu Liu, et al. Ego4d: Around the world in 3,000 hours of egocentric video. In *Proceedings of the IEEE/CVF Conference on Computer Vision and Pattern Recognition*, pages 18995–19012, 2022. 3
- [10] Tengda Han, Weidi Xie, and Andrew Zisserman. Temporal alignment networks for long-term video. In *Proceedings of the IEEE/CVF Conference on Computer Vision and Pattern Recognition*, pages 2906–2916, 2022. 1
- [11] Fabian Caba Heilbron, Victor Escorcia, Bernard Ghanem, and Juan Carlos Niebles. Activitynet: A large-scale video benchmark for human activity understanding. In *2015 IEEE conference on computer vision and pattern recognition (CVPR)*, pages 961–970. IEEE, 2015. 3
- [12] Qingqiu Huang, Yu Xiong, Anyi Rao, Jiase Wang, and Dahua Lin. Movienet: A holistic dataset for movie understanding. In *Computer Vision–ECCV 2020: 16th European Conference, Glasgow, UK, August 23–28, 2020, Proceedings, Part IV 16*, pages 709–727. Springer, 2020. 1, 3
- [13] Yifei Huang, Minjie Cai, Zhenqiang Li, and Yoichi Sato. Predicting gaze in egocentric video by learning task-dependent attention transition. In *Proceedings of the European conference on computer vision (ECCV)*, pages 754–769, 2018. 3
- [14] Yifei Huang, Yusuke Sugano, and Yoichi Sato. Improving action segmentation via graph-based temporal reasoning. In *Proceedings of the IEEE/CVF conference on computer vision and pattern recognition*, pages 14024–14034, 2020. 3
- [15] Yifei Huang, Lijin Yang, and Yoichi Sato. Weakly supervised temporal sentence grounding with uncertainty-guided self-training. In *Proceedings of the IEEE/CVF International Conference on Computer Vision and Pattern Recognition*, pages 18908–18918, 2023. 3
- [16] Yunseok Jang, Yale Song, Youngjae Yu, Youngjin Kim, and Gunhee Kim. Tgif-qa: Toward spatio-temporal reasoning in visual question answering. In *Proceedings of the IEEE conference on computer vision and pattern recognition*, pages 2758–2766, 2017. 2, 4
- [17] Hyounghun Kim, Zineng Tang, and Mohit Bansal. Dense-caption matching and frame-selection gating for temporal localization in videoqa. *arXiv preprint arXiv:2005.06409*, 2020. 3
- [18] Bruno Korbar, Du Tran, and Lorenzo Torresani. Scsampl: Sampling salient clips from video for efficient action recognition. In *Proceedings of the IEEE/CVF International Conference on Computer Vision*, pages 6232–6242, 2019. 3
- [19] Thao Minh Le, Vuong Le, Svetha Venkatesh, and Truyen Tran. Hierarchical conditional relation networks for video question answering. In *Proceedings of the IEEE/CVF conference on computer vision and pattern recognition*, pages 9972–9981, 2020. 3
- [20] Jie Lei, Licheng Yu, Mohit Bansal, and Tamara L Berg. Tvqa: Localized, compositional video question answering. *arXiv preprint arXiv:1809.01696*, 2018. 2, 4, 5
- [21] Jie Lei, Licheng Yu, Tamara L Berg, and Mohit Bansal. Tvqa+: Spatio-temporal grounding for video question answering. *arXiv preprint arXiv:1904.11574*, 2019. 2
- [22] Bo Li, Yuanhan Zhang, Liangyu Chen, Jinghao Wang, Jingkang Yang, and Ziwei Liu. Otter: A multi-modal model with in-context instruction tuning. *arXiv preprint arXiv:2305.03726*, 2023. 6, 7
- [23] Junnan Li, Dongxu Li, Silvio Savarese, and Steven Hoi. Blip-2: Bootstrapping language-image pre-training with frozen image encoders and large language models. *arXiv preprint arXiv:2301.12597*, 2023. 3, 6

- [24] KunChang Li, Yinan He, Yi Wang, Yizhuo Li, Wenhai Wang, Ping Luo, Yali Wang, Limin Wang, and Yu Qiao. Videochat: Chat-centric video understanding. *arXiv preprint arXiv:2305.06355*, 2023. 6, 7
- [25] Linjie Li, Yen-Chun Chen, Yu Cheng, Zhe Gan, Licheng Yu, and Jingjing Liu. Hero: Hierarchical encoder for video+ language omni-representation pre-training. *arXiv preprint arXiv:2005.00200*, 2020. 4
- [26] Yan-Bo Lin, Jie Lei, Mohit Bansal, and Gedas Bertasius. Eclipse: Efficient long-range video retrieval using sight and sound. In *European Conference on Computer Vision*, pages 413–430. Springer, 2022. 3
- [27] Xiaolong Liu, Song Bai, and Xiang Bai. An empirical study of end-to-end temporal action detection. In *Proceedings of the IEEE/CVF Conference on Computer Vision and Pattern Recognition*, pages 20010–20019, 2022. 3
- [28] Muhammad Maaz, Hanoona Rasheed, Salman Khan, and Fahad Shahbaz Khan. Video-chatgpt: Towards detailed video understanding via large vision and language models. *arXiv preprint arXiv:2306.05424*, 2023. 6, 7
- [29] Tegan Maharaj, Nicolas Ballas, Anna Rohrbach, Aaron Courville, and Christopher Pal. A dataset and exploration of models for understanding video data through fill-in-the-blank question-answering. In *Proceedings of the IEEE Conference on Computer Vision and Pattern Recognition*, pages 6884–6893, 2017. 1, 2
- [30] Karttikeya Mangalam, Raiymbek Akshulakov, and Jitendra Malik. Egoschema: A diagnostic benchmark for very long-form video language understanding. *arXiv preprint arXiv:2308.09126*, 2023. 1, 2, 3, 4, 5
- [31] Ravi Teja Mullapudi, Steven Chen, Keyi Zhang, Deva Ramanan, and Kayvon Fatahalian. Online model distillation for efficient video inference. In *Proceedings of the IEEE/CVF International conference on computer vision*, pages 3573–3582, 2019. 3
- [32] Jonghwan Mun, Paul Hongsuck Seo, Ilchae Jung, and Bohyung Han. Marioqa: Answering questions by watching gameplay videos. In *Proceedings of the IEEE International Conference on Computer Vision*, pages 2867–2875, 2017. 2
- [33] Jungin Park, Jiyoung Lee, and Kwanghoon Sohn. Bridge to answer: Structure-aware graph interaction network for video question answering. In *Proceedings of the IEEE/CVF conference on computer vision and pattern recognition*, pages 15526–15535, 2021. 3
- [34] Wenjie Pei, Tadas Baltrusaitis, David MJ Tax, and Louis-Philippe Morency. Temporal attention-gated model for robust sequence classification. In *Proceedings of the IEEE conference on computer vision and pattern recognition*, pages 6730–6739, 2017. 3
- [35] Danila Potapov, Matthijs Douze, Zaid Harchaoui, and Cordelia Schmid. Category-specific video summarization. In *Computer Vision—ECCV 2014: 13th European Conference, Zurich, Switzerland, September 6–12, 2014, Proceedings, Part VI 13*, pages 540–555. Springer, 2014. 3
- [36] Nils Reimers and Iryna Gurevych. Sentence-bert: Sentence embeddings using siamese bert-networks. In *Proceedings of the 2019 Conference on Empirical Methods in Natural Language Processing and the 9th International Joint Conference on Natural Language Processing (EMNLP-IJCNLP)*, pages 3982–3992, 2019. 4
- [37] Mike Zheng Shou, Stan Weixian Lei, Weiyao Wang, Deepti Ghadiyaram, and Matt Feiszli. Generic event boundary detection: A benchmark for event segmentation. In *Proceedings of the IEEE/CVF International Conference on Computer Vision*, pages 8075–8084, 2021. 3
- [38] Zheng Shou, Dongang Wang, and Shih-Fu Chang. Temporal action localization in untrimmed videos via multi-stage cnns. In *Proceedings of the IEEE conference on computer vision and pattern recognition*, pages 1049–1058, 2016. 3
- [39] Mattia Soldan, Alejandro Pardo, Juan León Alcázar, Fabian Caba, Chen Zhao, Silvio Giancola, and Bernard Ghanem. Mad: A scalable dataset for language grounding in videos from movie audio descriptions. In *Proceedings of the IEEE/CVF Conference on Computer Vision and Pattern Recognition*, pages 5026–5035, 2022. 1, 3
- [40] Yuchong Sun, Hongwei Xue, Ruihua Song, Bei Liu, Huan Yang, and Jianlong Fu. Long-form video-language pre-training with multimodal temporal contrastive learning. *Advances in neural information processing systems*, 35:38032–38045, 2022. 1
- [41] Makarand Tapaswi, Yukun Zhu, Rainer Stiefelwagen, Antonio Torralba, Raquel Urtasun, and Sanja Fidler. Movieqa: Understanding stories in movies through question-answering. In *Proceedings of the IEEE conference on computer vision and pattern recognition*, pages 4631–4640, 2016. 1, 2, 4, 5
- [42] Paul Vicol, Makarand Tapaswi, Lluís Castrejón, and Sanja Fidler. Moviegraphs: Towards understanding human-centric situations from videos. In *Proceedings of the IEEE conference on computer vision and pattern recognition*, pages 8581–8590, 2018. 1, 3
- [43] Bo Wu, Shoubin Yu, Zhenfang Chen, Joshua B Tenenbaum, and Chuang Gan. Star: A benchmark for situated reasoning in real-world videos. In *Thirty-fifth Conference on Neural Information Processing Systems Datasets and Benchmarks Track (Round 2)*, 2021. 3
- [44] Chao-Yuan Wu and Philipp Krahenbuhl. Towards long-form video understanding. In *Proceedings of the IEEE/CVF Conference on Computer Vision and Pattern Recognition*, pages 1884–1894, 2021. 1, 3
- [45] Chao-Yuan Wu, Christoph Feichtenhofer, Haoqi Fan, Kaiming He, Philipp Krahenbuhl, and Ross Girshick. Long-term feature banks for detailed video understanding. In *Proceedings of the IEEE/CVF Conference on Computer Vision and Pattern Recognition*, pages 284–293, 2019. 3
- [46] Chao-Yuan Wu, Yanghao Li, Karttikeya Mangalam, Haoqi Fan, Bo Xiong, Jitendra Malik, and Christoph Feichtenhofer. Memvit: Memory-augmented multiscale vision transformer for efficient long-term video recognition. In *Proceedings of the IEEE/CVF Conference on Computer Vision and Pattern Recognition*, pages 13587–13597, 2022. 1
- [47] Fanyi Xiao, Kaustav Kundu, Joseph Tighe, and Davide Modolo. Hierarchical self-supervised representation learning for movie understanding. In *Proceedings of the IEEE/CVF Conference on Computer Vision and Pattern Recognition*, pages 9727–9736, 2022. 1

- [48] Junbin Xiao, Xindi Shang, Angela Yao, and Tat-Seng Chua. Next-qa: Next phase of question-answering to explaining temporal actions. In *Proceedings of the IEEE/CVF Conference on Computer Vision and Pattern Recognition*, pages 9777–9786, 2021. [2](#), [3](#)
- [49] Junbin Xiao, Xindi Shang, Angela Yao, and Tat-Seng Chua. Next-qa: Next phase of question-answering to explaining temporal actions. In *Proceedings of the IEEE/CVF Conference on Computer Vision and Pattern Recognition*, pages 9777–9786, 2021. [1](#)
- [50] Yu Xiong, Qingqiu Huang, Lingfeng Guo, Hang Zhou, Bolei Zhou, and Dahua Lin. A graph-based framework to bridge movies and synopses. In *Proceedings of the IEEE/CVF International Conference on Computer Vision*, pages 4592–4601, 2019. [3](#)
- [51] Dejing Xu, Zhou Zhao, Jun Xiao, Fei Wu, Hanwang Zhang, Xiangnan He, and Yueting Zhuang. Video question answering via gradually refined attention over appearance and motion. In *Proceedings of the 25th ACM international conference on Multimedia*, pages 1645–1653, 2017. [2](#), [4](#)
- [52] Antoine Yang, Antoine Miech, Josef Sivic, Ivan Laptev, and Cordelia Schmid. Just ask: Learning to answer questions from millions of narrated videos. In *Proceedings of the IEEE/CVF international conference on computer vision*, pages 1686–1697, 2021. [3](#)
- [53] Antoine Yang, Antoine Miech, Josef Sivic, Ivan Laptev, and Cordelia Schmid. Zero-shot video question answering via frozen bidirectional language models. *arXiv preprint arXiv:2206.08155*, 2022. [3](#), [6](#), [8](#)
- [54] Lijin Yang, Yifei Huang, Yusuke Sugano, and Yoichi Sato. Stacked temporal attention: Improving first-person action recognition by emphasizing discriminative clips. *arXiv preprint arXiv:2112.01038*, 2021. [3](#)
- [55] Qinghao Ye, Haiyang Xu, Guohai Xu, Jiabo Ye, Ming Yan, Yiyang Zhou, Junyang Wang, Anwen Hu, Pengcheng Shi, Yaya Shi, Chaoya Jiang, Chenliang Li, Yuanhong Xu, Hehong Chen, Junfeng Tian, Qian Qi, Ji Zhang, and Fei Huang. mplug-owl: Modularization empowers large language models with multimodality, 2023. [6](#)
- [56] Qinghao Ye, Haiyang Xu, Guohai Xu, Jiabo Ye, Ming Yan, Yiyang Zhou, Junyang Wang, Anwen Hu, Pengcheng Shi, Yaya Shi, et al. mplug-owl: Modularization empowers large language models with multimodality. *arXiv preprint arXiv:2304.14178*, 2023. [7](#)
- [57] Shoubin Yu, Jaemin Cho, Prateek Yadav, and Mohit Bansal. Self-chained image-language model for video localization and question answering. *arXiv preprint arXiv:2305.06988*, 2023. [3](#), [6](#), [8](#)
- [58] Zhou Yu, Dejing Xu, Jun Yu, Ting Yu, Zhou Zhao, Yueting Zhuang, and Dacheng Tao. Activitynet-qa: A dataset for understanding complex web videos via question answering. In *Proceedings of the AAAI Conference on Artificial Intelligence*, pages 9127–9134, 2019. [3](#)
- [59] Zhou Yu, Jun Yu, Yuhao Cui, Dacheng Tao, and Qi Tian. Deep modular co-attention networks for visual question answering. In *Proceedings of the IEEE/CVF conference on computer vision and pattern recognition*, pages 6281–6290, 2019. [3](#)
- [60] Zihao Yue, Qi Zhang, Anwen Hu, Liang Zhang, Ziheng Wang, and Qin Jin. Movie101: A new movie understanding benchmark. *arXiv preprint arXiv:2305.12140*, 2023. [1](#), [3](#)
- [61] Chen-Lin Zhang, Jianxin Wu, and Yin Li. Actionformer: Localizing moments of actions with transformers. In *Computer Vision—ECCV 2022: 17th European Conference, Tel Aviv, Israel, October 23–27, 2022, Proceedings, Part IV*, pages 492–510. Springer, 2022. [4](#)
- [62] Ke Zhang, Wei-Lun Chao, Fei Sha, and Kristen Grauman. Video summarization with long short-term memory. In *Computer Vision—ECCV 2016: 14th European Conference, Amsterdam, The Netherlands, October 11–14, 2016, Proceedings, Part VII 14*, pages 766–782. Springer, 2016. [1](#)

Distractor options generated from ChatGPT

Q: Why did Lovett suddenly feel down?

A: Because Lovett couldn't find the Heart of the Ocean from the salvaged safe.

Lovett felt down suddenly because his diving suit was damaged and he couldn't dive anymore.

Lovett felt down suddenly because he found only an empty bottle in the safe instead of the Heart of the Ocean.

Lovett felt down suddenly because he suddenly remembered that his ship had been taken by pirates.

Lovett felt down suddenly because he found only some old underwater instruments, not the Heart of the Ocean, in the salvaged safe.

Figure 7. Distractor options generated from ChatGPT. Noted that the distractor options are more likely to be longer and express similar sentence structures. Best viewed in color.

Movie: *The Shawshank Redemption* **Scene Type:** Single-Scene **QA Type:** Information Synopsis

01:54:30 01:55:10 01:57:55 01:58:27 01:58:50 01:59:20 02:00:35 02:00:40

Q: How did Andy escape from the prison?

A0: Andy used a stone hammer and a poster to carry out secret tunneling work for a long time. After successfully navigating through the tunnel, he employed thunder to mask the sound of breaking through the sewer, ultimately making his prison escape through the sewer system. ✓

A1: Andy discovered a hidden tunnel in the prison, and he crawled through this tunnel to the sewer, ultimately successfully escaping the prison through the sewer.

A2: On a rainy night, Andy bribed a prison guard and with the guard's assistance, he crawled through a narrow and lengthy underground pipe to the outside. Finally, he climbed over the barbed wire fence and escaped from the prison.

A3: Andy used a stone to break open the sewer pipe and crawled through it to reach the prison gate. Finally, he climbed over the prison gate and escaped from the prison.

A4: On a rainy night, with the assistance of his cellmate, Andy used a hammer to pry open the prison window. He climbed over the window, then used a stone to break open the sewer pipe. Crawling through the sewer pipe, he reached the prison gate. Finally, he climbed over the gate and escaped from the prison.

Figure 8. A Information Synopsis QA example from MoVQA dataset, as well as the prediction from our DPM. The ground truth answer is highlighted in green, and the model prediction is indicated by ✓. Best viewed in color.

Movie: *The Legend of 1900* **Scene Type:** Multi-Scene **QA Type:** Temporal Perception

01:28:10 01:39:15 01:39:45 01:40:45 01:41:30 01:42:50 01:45:15 01:46:20

Q: Which part of the movie does 1900 compete with Jelly Roll for the third piano duel?

A0: From 01:28:10 to 01:35:00

A1: From 01:36:10 to 01:39:14

A2: From 01:33:04 to 01:40:22 ✓

A3: From 01:29:04 to 01:37:45

A4: From 01:39:15 to 01:45:15

Figure 9. A Temporal Perception QA example from MoVQA dataset, as well as the prediction from our DPM. The ground truth answer is highlighted in green, and the model prediction is indicated by ✓. Best viewed in color.



Figure 10. A Spatial Perception QA example from MoVQA dataset, as well as the prediction from our DPM. The ground truth answer is highlighted in green, and the model prediction is indicated by ✓. Best viewed in color.

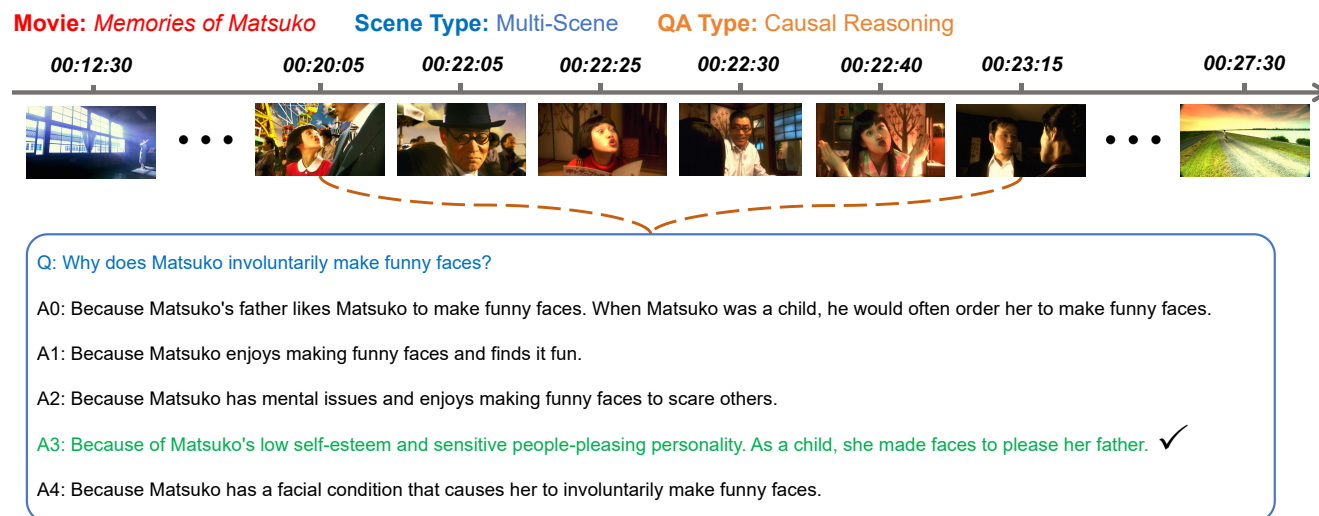


Figure 11. A Causal Reasoning QA example from MoVQA dataset, as well as the prediction from our DPM. The ground truth answer is highlighted in green, and the model prediction is indicated by ✓. Best viewed in color.

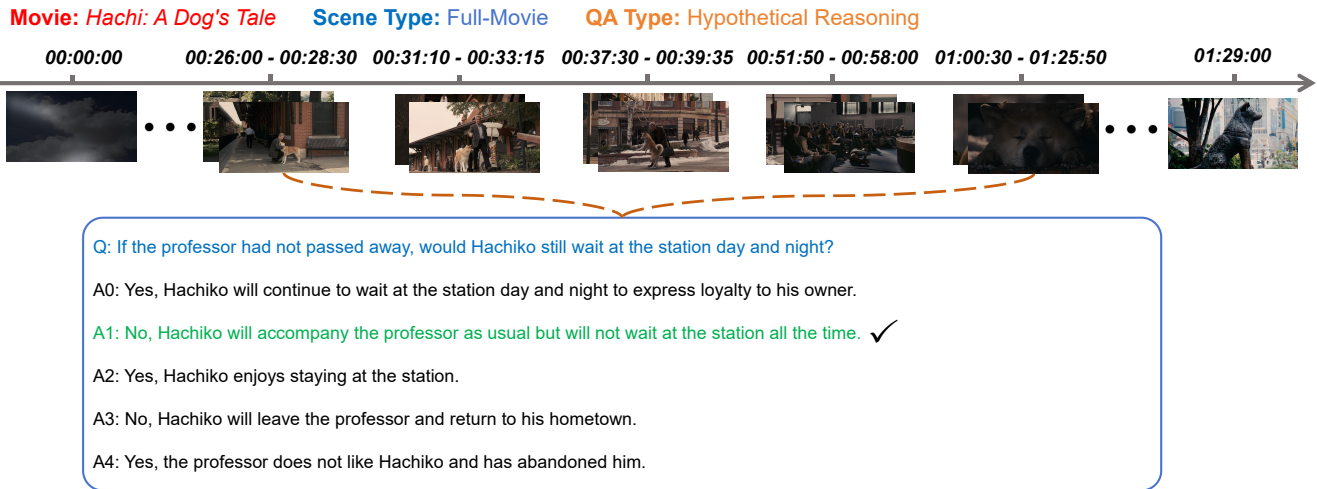


Figure 12. A Hypothetical Reasoning QA example from MoVQA dataset, as well as the prediction from our DPM. The ground truth answer is highlighted in green, and the model prediction is indicated by ✓. Best viewed in color.

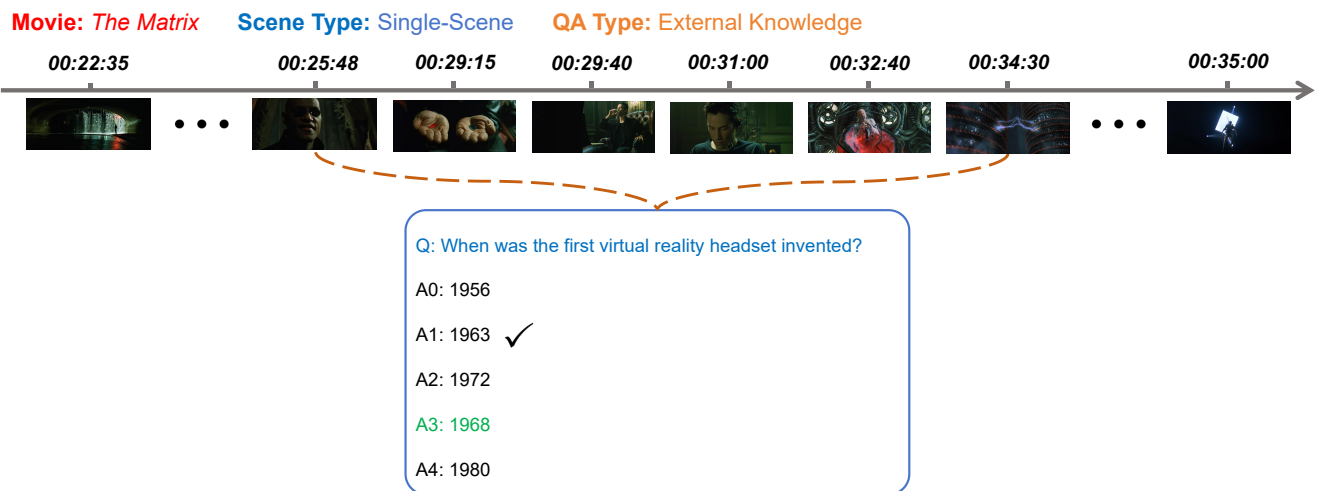


Figure 13. A External Knowledge QA example from MoVQA dataset, as well as the prediction from our DPM. The ground truth answer is highlighted in green, and the model prediction is indicated by ✓. Best viewed in color.

ID	Movie Name	Year	ID	Movie Name	Year
1	The Shawshank Redemption	1994	51	The Sixth Sense	1999
2	Forrest Gump	1994	52	City of God	2002
3	Farewell My Concubine	1993	53	Eat Drink Man Woman	1994
4	Life Is Beautiful	1997	54	Good Will Hunting	1997
5	The Legend of 1900	1998	55	Grave of the Fireflies	1988
6	Schindler's List	1993	56	The Monkey King	2012
7	Spirited Away	2001	57	Almost A Love Story	1996
8	Wall-E	2008	58	Chungking Express	1994
9	Titanic	1997	59	Legends of the Fall	1995
10	Inception	2010	60	Pirates of the Caribbean	2003
11	Three Idiots	2009	61	Identity	2003
12	The Choir Boys	2004	62	Kikujiro	1999
13	Hachi: A Dog's Tale	2010	63	Shutter Island	2010
14	My Neighbor Totoro	1988	64	The Terminal	2004
15	The Godfather	1972	65	Slumdog Millionaire	2008
16	A Chinese Odyssey Part 2: Cinderella	1994	66	Catch Me If You Can	2002
17	Gone with the Wind	1939	67	Hotel Rwanda	2004
18	Cinema Paradiso	1988	68	The Godfather: Part III	1990
19	Fight Club	1999	69	The Attorney	2013
20	The Truman Show	1998	70	Pride and Prejudice	2005
21	The Lord of the Rings (The Return of the King)	2003	71	Once A Thief	1991
22	Roman Holiday	1953	72	A Better Tomorrow	1986
23	The Cove	2009	73	A Perfect World	1993
24	Lock, Stock and Two Smoking Barrels	1998	74	Harry Potter and the Sorcerer's Stone	2001
25	Intouchables	2011	75	Memories of Murder	2003
26	12 Angry Men	1957	76	The Last Emperor	1987
27	A Chinese Odyssey Part 1- Pandora's Box	1994	77	Kekexili: Mountain Patrol	2004
28	Flipped	2010	78	Lord of War	2005
29	The Lives of Others	2006	79	Hope	2013
30	Amelie	2001	80	The Rock	1996
31	V For Vendetta	2005	81	Taare Zameen Par	2007
32	Infernal Affairs	2002	82	E. T. The Extra-Terrestrial	1982
33	Scent of a Woman	1992	83	The Bourne Identity	2002
34	The Dark Knight	2008	84	Face Off	1997
35	The Lord of the Rings (The Two Towers)	2002	85	The Bourne Supremacy	2004
36	The Lord of the Rings (The Fellowship of the Ring)	2001	86	Days Of Being Wild	1990
37	Silenced	2011	87	The Grand Budapest Hotel	2014
38	A Beautiful Mind	2001	88	The Man From Earth	2007
39	The Godfather Part II	1974	89	In the Mood for Love	2000
40	Edward Scissorhands	1990	90	King of Comedy	1999
41	7 Deadly Sins	1995	91	The Matrix Revolutions	2003
42	Life of Pi	2012	92	Triangle	2009
43	Braveheart	1995	93	The King's Speech	2010
44	The Pianist	2002	94	Blood Diamond	2006
45	The Prestige	2006	95	The Terror Live	2013
46	Memories of Matsuko	2006	96	Black Hawk Down	2001
47	Pulp Fiction	1994	97	The Mission	1999
48	The Butterfly Effect	2004	98	Echoes Of The Rainbow	2009
49	The Curious Case of Benjamin Button	2008	99	Fist of legend	1994
50	The Matrix	1999	100	The Warlords	2007

Table 11. 100 movies used in MoVQA dataset.