

A Low-Overhead Incorporation-Extrapolation based Few-Shot CSI Feedback Framework for Massive MIMO Systems

Binggui Zhou, Xi Yang, Jintao Wang, Shaodan Ma, Feifei Gao, and Guanghua Yang

Abstract—Accurate channel state information (CSI) is essential for downlink precoding at the base station (BS), especially for frequency division duplexing (FDD)-based wideband massive multiple-input multiple-output (MIMO) systems with orthogonal frequency-division multiplexing (OFDM). In FDD systems, CSI is attained through CSI feedback from the user equipment (UE). However, large-scale antennas and large number of subcarriers significantly increase CSI feedback overhead. Deep learning-based CSI feedback methods have received tremendous attention in recent years due to their great capability of compressing CSI. Nonetheless, large amounts of collected samples are required to train deep learning models, which is severely challenging in practice. Besides, with the rapidly increasing number of antennas and subcarriers, most of these deep learning methods' CSI feedback overhead also grow dramatically, owing to their focus on full-dimensional CSI feedback. To address this issue, in this paper, we propose a low-overhead Incorporation-Extrapolation based Few-Shot CSI feedback Framework (IEFSF) for massive MIMO systems. To further reduce the feedback overhead, a low-dimensional eigenvector-based CSI matrix is first formed with the incorporation process at the UE, and then recovered to the full-dimensional eigenvector-based CSI matrix at the BS via the extrapolation process. After that, to alleviate the necessity of the extensive collected samples and enable few-shot CSI feedback, we further propose a knowledge-driven data augmentation (KDDA) method and an artificial intelligence-generated content (AIGC)-based data augmentation method by exploiting the domain knowledge of wireless channels and by exploiting a novel generative model, respectively. The KDDA method is applicable for scenarios with very few collected samples (e.g., only 100 - 200 samples) while the AIGC-based method exhibits better performance when there are several hundred samples. Experimental results are also provided based on the DeepMIMO dataset. Numerical results demonstrate that the proposed IEFSF can significantly reduce CSI feedback overhead by 16 times compared with existing CSI feedback methods while maintaining higher feedback accuracy using only several

hundreds of collected samples.

Index Terms—Massive MIMO, CSI Feedback, Few-Shot Learning, Domain Knowledge, AIGC

I. INTRODUCTION

MASSIVE multi-input multi-output (MIMO) technology is an essential technology for the fifth generation (5G) wireless communication systems and beyond [1]–[6]. To fulfill the potential of massive MIMO, accurate channel state information (CSI) should be acquired no matter at the time division duplexing (TDD) systems or at the frequency division duplexing (FDD) systems. TDD systems allow the base station (BS), which is equipped with a large number of antennas, to obtain downlink CSI by inferring from the estimated uplink CSI via the reciprocity between uplink and downlink channels. While in FDD systems, the BS needs to attain downlink CSI through CSI feedback from the user equipment (UE) since the uplink-downlink channel reciprocity only partially holds.

Although there are vector quantization-based and codebook-based CSI feedback methods for conventional FDD MIMO systems, both of them face significant challenges in FDD massive MIMO systems [7], especially under the wideband bandwidth configuration. As the number of antennas at the BS in massive MIMO systems increasingly increases and the operational bandwidth progressively widens, the dimension of the CSI matrix grows significantly, leading to unaffordable high feedback overhead. To reduce the feedback overhead, in recent years, numerous deep learning-based CSI feedback methods have been proposed to compress and feedback the CSI matrix at the UE and then reconstruct it at the BS, including CsiNet [8], CsiNet+ [9], SRNet [10], TransNet [11], etc. CsiNet, known as the first deep learning-based CSI feedback method, was proposed to compress and recover CSI by learning the channel structure from training samples with convolutional neural networks (CNNs). In [9], CsiNet+ was developed from CsiNet by considering multiple-rate bit-level compressive sensing for CSI feedback. SRNet in [10] employed the image super-resolution technology to exploit CSI frequency characteristics. In [11], TransNet, a neural network for CSI feedback based on the Transformer architecture [12], was presented. TransNet can learn connections between angular domain elements of the CSI and thus showed significant performance improvement compared to the existing deep learning-based CSI feedback methods. Note that, to efficiently reduce the CSI feedback overhead, all these

Binggui Zhou is with the School of Intelligent Systems Science and Engineering, Jinan University, Zhuhai 519070, China; and also with the State Key Laboratory of Internet of Things for Smart City and the Department of Electrical and Computer Engineering, University of Macau, Macao 999078, China (e-mail: binggui.zhou@connect.um.edu.mo).

Xi Yang is with the Shanghai Key Laboratory of Multidimensional Information Processing, School of Communication and Electronic Engineering, East China Normal University, Shanghai 200241, China (email: xyang@cee.ecnu.edu.cn).

Jintao Wang and Shaodan Ma are with the State Key Laboratory of Information of Things for Smart City and the Department of Electrical and Computer Engineering, University of Macau, Macao 999078, China (e-mails: wang.jintao@connect.um.edu.mo, shaodanma@um.edu.mo).

Feifei Gao is with the Department of Automation, Tsinghua University, Beijing 100084, China (e-mail: feifeigao@ieee.org).

Guanghua Yang is with the School of Intelligent Systems Science and Engineering, Jinan University, Zhuhai 519070, China (e-mail: ghyang@jnu.edu.cn).

mentioned deep learning-based CSI feedback methods are typically designed with an encoder-decoder architecture, i.e., the UE-side encoder compresses the CSI matrix and then feeds back the compressed CSI to BS through the feedback link, and the BS-side decoder reconstructs the CSI matrix after receiving the compressed one. In addition, the CSI feedback efficiency can be further promoted by exploiting the channel property. For example, in [13], the SampleDL method was proposed via capitalizing on channel correlations in both temporal and frequency domains. Based on the channel correlations, only a portion of the CSI elements was selected and a much size-reduced massive MIMO CSI matrix was obtained before the CSI feedback. This, therefore, effectively reduced the feedback overhead and computational complexity on the UE side. Nonetheless, such downsampling process will inevitably lead to information loss due to the direct dropping of the orthogonal frequency-division multiplexing (OFDM) symbols and the subcarriers.

Furthermore, previous research on deep learning-based CSI feedback has primarily focused on full channel feedback, which involves compressing the full downlink channel matrix on the UE side and subsequently reconstructing it on the BS side after feedback. In contrast, as specified in current 3rd Generation Partnership Project (3GPP) specification [14], the commonly used codebook-based CSI feedback is based on an implicit CSI feedback scheme. That is, only partial channel information (e.g., the precoding matrix indicator (PMI)) is encoded with an encoding module at the UE, fed back to the BS, and decoded with a decoding module at the BS. In view of the increasing antenna scale and transmission bandwidth, CSI feedback based on PMI will be greatly helpful to reduce the feedback overhead. As a result, eigenvector-based CSI feedback methods were proposed in [15]–[17], where eigenvectors were used as the PMI for downlink precoding.

Despite the effectiveness of these deep learning-based CSI feedback methods, a large number of training samples (e.g., tens of thousands of samples) are generally required during the training period to obtain deep learning models with strong generalization ability. For example, in [8], 100,000 collected samples were required to train the CsiNet under the system configuration of 32 antennas and 1024 subcarriers. In practice, collecting such large amount of samples necessitates labor-intensive and time-consuming channel measurement campaigns, which is always unaffordable. In addition, the mobility of UEs poses another challenge to data collection due to the fast-changing channel conditions and synchronization issues. To circumvent such data collection problem, learning from a merely limited number of samples is highly advocated, which is known as few-shot learning (FSL) in machine learning. To realize FSL, effectively augmenting the limited collected samples is an essential approach. Existing data augmentation methods that have been used for CSI feedback can be roughly categorized into three categories, i.e., the image processing-based, the knowledge-driven, and the artificial intelligence-generated content (AIGC) -based data augmentation methods. The image processing-based methods regard each CSI matrix from the CSI samples as an image with two channels (typically the real and the imaginary parts of the complex-valued CSI

matrix). Therefore, traditional image data augmentation methods, e.g., scaling, shifting, and rotation, can be applied to CSI samples directly [18]. However, without proper guidance and evaluation, such image processing-based data augmentation methods may destroy the original structural information of CSI samples (e.g., the orientation of the antenna array), which may introduce nuisances contaminating the model training. The knowledge-driven data augmentation methods aim to explore domain knowledge of wireless channels to generate augmented samples. For example, in [19], two knowledge-driven data augmentation methods were proposed by considering the geographical continuity of antennas and the delay property of MIMO channels. Recently, with the emergence of ChatGPT [20], Stable Diffusion [21], DALL-E-2 [22], etc., AIGC, which indicates content generated with generative models, has been garnering increasing attention from both academia and industry [23], [24]. Exploiting AIGC for data augmentation becomes promising in various fields [25]–[27]. Specifically, generative adversarial networks (GANs), one kind of generative model for AIGC, have been studied for data augmentation in wireless communications. GANs first model wireless channels by learning the distribution from a set of channel realizations [28]–[30]. After channel modeling, the trained GANs could generate various channel realizations following the same distribution to enhance the performance and generalization ability of deep learning-based CSI feedback methods [30]. Nevertheless, training a GAN typically requires large amounts of training data [31], which contradicts the intention of exploiting GAN for data augmentation, especially under few-shot scenarios. Therefore, a practical AIGC-based data augmentation method for CSI feedback deserves further exploration.

Hence, in this paper, we consider low-overhead eigenvector-based CSI feedback for massive MIMO systems under few-shot scenarios. To simultaneously reduce feedback overhead and computational complexity, we first propose the incorporation-extrapolation CSI feedback scheme by exploiting frequency domain correlations. Then, to alleviate the necessity of the extensive collected samples and enable few-shot CSI feedback, we further propose a knowledge-driven data augmentation method and an AIGC-based data augmentation method. We refer to the entire framework as the Incorporation-Extrapolation based Few-Shot CSI feedback Framework (**IEFSF**), which combines the incorporation-extrapolation CSI feedback scheme with domain knowledge and AIGC data augmentation to enable low-overhead few-shot massive MIMO CSI feedback.

The major contributions of this paper are summarized as follows:

- 1) We propose the incorporation-extrapolation CSI feedback scheme to simultaneously reduce feedback overhead and computational complexity. Unlike [13], which directly downsamples the frequency domain subcarriers, the proposed incorporation-extrapolation scheme first yields a low-dimensional eigenvector-based CSI matrix through the incorporation process by dividing all subcarriers into several groups and generating eigenvectors for all groups. Then, a Transformer-based CSI feedback net-

work is proposed for CSI compression and reconstruction by exploiting the channel correlation among multiple subcarrier groups. Next, a novel lightweight frequency extrapolation network is proposed to recover the full-dimensional eigenvector-based CSI matrix on the BS side with low computational complexity by exploiting multi-path extrapolation and residual learning.¹

- 2) We further propose a knowledge-driven data augmentation method and an AIGC-based data augmentation method to enable few-shot CSI feedback. The proposed knowledge-driven data augmentation method exploits frequency domain correlations at various granularities, which is easy to implement and computationally efficient. To further promote the effectiveness of data augmentation, we propose the Extrapolation Generative Adversarial Network (EGAN), a novel generative model for AIGC, to generate diverse training samples. Unlike existing generative models that focus on modeling the channels, our EGAN learns to directly generate eigenvector-based CSI matrices, offering significant computational efficiency advantages. The knowledge-driven data augmentation method is applicable for scenarios with very few collected samples (e.g., only 100 - 200 samples) while the AIGC-based method exhibits better performance when there are several hundred samples.
- 3) We evaluate the performance of the proposed IEFSSF under both indoor and outdoor scenarios. Numerical results indicate that both the proposed knowledge-driven data augmentation method and the proposed AIGC-based data augmentation method exhibit excellent performance in achieving accurate CSI feedback with only several hundreds of collected samples under the system configuration of 32 antennas and 100 MHz bandwidth with 1024 subcarriers. In addition, the proposed IEFSSF can achieve a higher CSI feedback accuracy than existing CSI feedback methods but with 16 times less feedback overhead.

The remainder of this paper is organized as follows. In Section II, we introduce the system model and the CSI feedback procedure. In Section III, we propose the incorporation-extrapolation CSI feedback scheme. In Section IV, we propose the knowledge-driven data augmentation method and the AIGC-based data augmentation method to enable few-shot CSI feedback. In Section V, extensive simulation results and computational complexity analysis are presented. Finally, we conclude this work in Section VI.

Notation: Underlined bold uppercase letters, bold uppercase letters, and bold lowercase letters represent tensors, matrices, and vectors, respectively. Calligraphy uppercase letters represent sets. \odot , $\mathbb{E}\{\cdot\}$, $\text{Var}\{\cdot\}$, and $\|\cdot\|_2$ denote the Hadamard product, expectation, variance, and L2 norm, respectively. $\inf(\cdot)$ and $\sup(\cdot)$ denote the infimum and supremum, respectively. $\gamma(x,y)$ denotes the joint distribution of x and y . C_a^b denotes the combination operator indicating choosing b elements from a elements.

¹Note that the ‘multi-path’ extrapolation indicates extrapolation through multiple extrapolation modules, which differs from the concept of ‘multipath’ propagation phenomenon in wireless signal propagation.

II. SYSTEM MODEL AND CSI FEEDBACK PROCEDURE

A. System Model

In this paper, we consider a single-cell FDD massive MIMO system, where a single BS equipped with $N_T \gg 1$ antennas serves a single UE equipped with N_R antennas.² The system operates with the orthogonal frequency division multiplexing (OFDM) modulation with a total of N_c subcarriers. In the downlink transmission, the received signal at the i -th subcarrier can be represented as

$$\mathbf{y}_i = \mathbf{H}_i \mathbf{P}_i \mathbf{s}_i + \mathbf{n}_i, \quad (1)$$

where $\mathbf{H}_i \in \mathbb{C}^{N_R \times N_T}$, $\mathbf{P}_i \in \mathbb{C}^{N_T \times N_s}$, $\mathbf{s}_i \in \mathbb{C}^{N_s \times 1}$, and $\mathbf{n}_i \in \mathbb{C}^{N_R \times 1}$ correspond to the downlink channel, the downlink precoding matrix, the signal to be sent, and the noise, at the i -th subcarrier, respectively. And $\mathbf{P}_i = [\mathbf{p}_{i,1}, \mathbf{p}_{i,2}, \dots, \mathbf{p}_{i,N_s}]$, where $\mathbf{p}_{i,j} \in \mathbb{C}^{N_T \times 1}$, $j=1,2,\dots,N_s$, are the column vectors of \mathbf{P}_i and N_s is the number of data streams with $N_s \leq N_R$.

To maximize system performance, the downlink precoding matrix \mathbf{P}_i needs to be designed based on the downlink channel \mathbf{H}_i . However, in FDD systems, the BS cannot directly derive \mathbf{H}_i from the uplink channel information obtained through uplink pilot training. In addition, the increasing number of antennas and subcarriers lead to a significant growth of the channel dimension, making the overhead of full channel feedback become prohibitive. As a result, implicit feedback mechanism (e.g., PMI feedback) is advocated by current 3GPP specifications. In this paper, we consider eigenvector decomposition (EVD)-based downlink precoding and thus the eigenvector-based CSI feedback is adopted as in [15]–[17]. Specifically, denote the Gram matrix of \mathbf{H}_i as $\mathbf{R}_i \in \mathbb{C}^{N_T \times N_T}$, i.e.,

$$\mathbf{R}_i = \mathbf{H}_i^H \mathbf{H}_i, \quad (2)$$

where \mathbf{H}_i^H is the Hermitian of \mathbf{H}_i . The corresponding dominant eigenvector $\mathbf{w}_i \in \mathbb{C}^{N_T \times 1}$ of \mathbf{R}_i can be calculated by EVD as³

$$\mathbf{R}_i \mathbf{w}_i = \lambda_i^{\max} \mathbf{w}_i, \quad (3)$$

where λ_i^{\max} is the maximum eigenvalue of \mathbf{R}_i .

By concatenating the dominant eigenvectors corresponding to all N_c subcarriers, we have the eigenvector-based CSI matrix $\mathbf{W} \in \mathbb{C}^{N_T \times N_c}$ as

$$\mathbf{W} \triangleq [\mathbf{w}_1, \mathbf{w}_2, \dots, \mathbf{w}_{N_c}]. \quad (4)$$

Then, the eigenvector-based CSI matrix \mathbf{W} , instead of the whole downlink channel $\mathbf{H} \in \mathbb{C}^{N_R \times (N_T \times N_c)} \triangleq [\mathbf{H}_1, \mathbf{H}_2, \dots, \mathbf{H}_{N_c}]$, will be fed back to the BS, and the i -th column vector of the reconstructed eigenvector-based CSI matrix $\hat{\mathbf{W}}$ will serve as the downlink precoding vector \mathbf{p}_i at the i -th subcarrier.

²Note that a single-user massive MIMO system is considered in this paper, but the proposed framework can be directly applied to multi-user scenarios.

³To simplify the following descriptions, we only consider the feedback of the dominant eigenvector of \mathbf{R}_i in this paper, but multiple eigenvectors can also be fed back with the proposed framework.

B. CSI Feedback Procedure

In most of existing deep learning-based CSI feedback methods, after obtaining \mathbf{W} , the UE starts the CSI feedback process by first compressing \mathbf{W} into the CSI feature vector $\mathbf{v} \in \mathbb{R}^{L_q \times 1}$ via the compression module, then quantizing \mathbf{v} to the bit stream via the quantization module, and finally sending the bit stream to the BS via the feedback link. Once receiving the bit stream, the BS first dequantizes the bit stream to the CSI feature vector $\hat{\mathbf{v}} \in \mathbb{R}^{L_q \times 1}$ with the dequantization module,⁴ and then reconstructs the eigenvector-based CSI matrix with the reconstruction module.

Concretely, the CSI feature vector \mathbf{v} can be expressed by

$$\mathbf{v} = F'_{\text{com}}(\mathbf{W}; \Theta'_{\text{com}}), \quad (5)$$

where F'_{com} represents the compression module parameterized by Θ'_{com} . The relation of the recovered CSI feature vector $\hat{\mathbf{v}}$ at the BS and the CSI feature vector \mathbf{v} at the UE can be expressed by

$$\hat{\mathbf{v}} = F'_{\text{deq}}(F'_{\text{quan}}(\mathbf{v}; \Theta'_{\text{quan}}); \Theta'_{\text{deq}}), \quad (6)$$

where F'_{quan} and F'_{deq} represent the quantization module and the dequantization module parameterized by Θ'_{quan} and Θ'_{deq} , respectively. The reconstructed eigenvector-based CSI matrix can be expressed by

$$\hat{\mathbf{W}} = F'_{\text{rec}}(\hat{\mathbf{v}}; \Theta'_{\text{rec}}), \quad (7)$$

where F'_{rec} represents the reconstruction module parameterized by Θ'_{rec} .

According to the above CSI feedback procedure, traditional deep learning-based methods compress \mathbf{W} directly to obtain \mathbf{v} . On the one hand, as the number of antennas increases and the operating bandwidth widens, the dimension of \mathbf{W} expands progressively, leading to rapidly increasing feedback overhead and computational complexity. Although the way that the SampleDL in [13] adopts (i.e., directly downsamples frequency domain subcarriers to achieve a low-dimensional CSI matrix) for CSI feedback is effective in reducing feedback overhead and computational complexity, the downsampling process may lead to severe information loss due to the direct dropping of the majority of subcarriers. On the other hand, training the CSI feedback network with good performance under few-shot scenarios is of great practical significance. Therefore, to simultaneously reduce the feedback overhead and enable the few-shot CSI feedback for massive MIMO systems, we propose the IEFSS. The IEFSS mainly comprises two parts, i.e., the incorporation-extrapolation CSI feedback scheme and the data augmentation methods. In the following section, we first present the proposed incorporation-extrapolation CSI feedback scheme.

⁴Note that quantization refers to using a limited number of bits to represent each element of \mathbf{v} with loss of precision, and dequantization refers to the inverse operation of quantization to recover \mathbf{v} from the acquired bit stream [32], [33].

III. INCORPORATION-EXTRAPOLATION CSI FEEDBACK SCHEME

In this section, we propose the incorporation-extrapolation CSI feedback scheme. Instead of directly compressing the full-dimensional CSI matrix \mathbf{W} , a low-dimensional CSI matrix, i.e., $\overline{\mathbf{W}}$, is first formed through the **incorporation** process at the UE. Then, $\overline{\mathbf{W}}$ is compressed and fed back to the BS. Finally, the acquired $\overline{\mathbf{W}}$ at the BS is **extrapolated** to recover the full-dimensional CSI matrix \mathbf{W} via the designed frequency extrapolation network.

A. Incorporation Process

Thanks to the frequency domain correlation among adjacent subcarriers, we can derive a low-dimensional CSI matrix from \mathbf{W} for CSI feedback by incorporating the information of neighboring subcarriers together. Note that, although there is correlation between adjacent subcarriers, the specific channel information (e.g., angle of departure, channel gain, etc) at different subcarriers may still differ from each other [34], especially when the subcarrier spacing is large. Therefore, different from SampleDL which directly drops subcarriers, our proposed incorporation process is designed to merge the channel information of adjacent subcarriers together to try to preserve the channel information as much as possible. Specifically, denoting the set containing the channel matrices of all subcarriers as $\mathcal{H}_{\text{subc}} = \{\mathbf{H}_i | i=1, 2, \dots, N_c\}$, we first divide all subcarriers into $N_{\text{grp}} = N_c/N_{\text{gr}}$ groups, i.e., $\mathcal{H}_{\text{grp}}^j$, $j=1, 2, \dots, N_{\text{grp}}$, with a given granularity N_{gr} .⁵ Concretely, the j -th group $\mathcal{H}_{\text{grp}}^j$ can be expressed by

$$\mathcal{H}_{\text{grp}}^j = \{\mathbf{H}_i | i=j*N_{\text{gr}} - N_{\text{gr}} + 1, \dots, j*N_{\text{gr}}\}. \quad (8)$$

Then, we calculate the Gram matrix $\overline{\mathbf{R}}_j \in \mathbb{C}^{N_T \times N_T}$ of the j -th group $\mathcal{H}_{\text{grp}}^j$ by averaging the Gram matrices of its N_{gr} constituent subcarriers as

$$\overline{\mathbf{R}}_j = \frac{1}{N_{\text{gr}}} \sum_{i=(j*N_{\text{gr}} - N_{\text{gr}} + 1)}^{j*N_{\text{gr}}} \mathbf{H}_i^H \mathbf{H}_i. \quad (9)$$

Next, the corresponding dominant eigenvector $\overline{\mathbf{w}}_j \in \mathbb{C}^{N_T \times 1}$ for $\overline{\mathbf{R}}_j$ can be calculated as

$$\overline{\mathbf{R}}_j \overline{\mathbf{w}}_j = \bar{\lambda}_j^{\max} \overline{\mathbf{w}}_j, \quad (10)$$

where $\bar{\lambda}_j^{\max}$ is the maximum eigenvalue of $\overline{\mathbf{R}}_j$.

To this end, we have the eigenvector-based CSI matrix to be fed back to the BS as

$$\overline{\mathbf{W}} = [\overline{\mathbf{w}}_1, \overline{\mathbf{w}}_2, \dots, \overline{\mathbf{w}}_{N_{\text{grp}}}] . \quad (11)$$

Through the incorporation process, i.e., (8) - (11), the information of all subcarriers is incorporated into the CSI matrix $\overline{\mathbf{W}} \in \mathbb{C}^{N_T \times N_{\text{grp}}}$. Since $N_{\text{grp}} \ll N_c$, the CSI feedback overhead and the computational complexity of the compression module can be significantly reduced when compared to $\mathbf{W} \in \mathbb{C}^{N_T \times N_c}$. Specifically, the feedback overhead of $\overline{\mathbf{W}}$ is only $\frac{1}{N_{\text{gr}}}$ of that of \mathbf{W} .

⁵For simplicity, we assume that N_c is divisible by N_{gr} .

It is worth emphasizing that the selection of N_{gr} depends on the channel coherent bandwidth. A large channel coherent bandwidth allows a large N_{gr} . On the contrary, a small coherent bandwidth allows only a small N_{gr} for recovering the full CSI information from the incorporated partial information. Despite that, according to the incorporation process (i.e., (8) - (11)), the group-level granularity N_{gr} determines the CSI feedback overhead and computational complexity. A large N_{gr} (e.g., 64) leads to a much small size $\overline{\mathbf{W}}$ and extremely low feedback overhead and computational complexity, while a small N_{gr} (e.g., 2) can only slightly reduce the dimension of $\overline{\mathbf{W}}$ compared to \mathbf{W} and thereby can not effectively facilitate the CSI feedback overhead and computational complexity reduction. Therefore, a trade-off should be considered in pre-determining an appropriate N_{gr} regarding the channel coherent bandwidth and the CSI feedback overhead and computational complexity.

B. CSI Compression and Reconstruction

After the incorporation process, similar to (5) - (7), the compression, quantization, dequantization, and reconstruction operations for $\overline{\mathbf{W}}$ are similar to those for \mathbf{W} , which can be specified as

$$\overline{\mathbf{v}} = F_{\text{com}}(\overline{\mathbf{W}}; \Theta_{\text{com}}), \quad (12)$$

$$\hat{\mathbf{v}} = F_{\text{deq}}(F_{\text{quan}}(\overline{\mathbf{v}}; \Theta_{\text{quan}}); \Theta_{\text{deq}}), \quad (13)$$

$$\hat{\overline{\mathbf{W}}} = F_{\text{rec}}(\hat{\mathbf{v}}; \Theta_{\text{rec}}), \quad (14)$$

where F_{com} represents the compression module parameterized by Θ_{com} , F_{rec} represents the reconstruction module parameterized by Θ_{rec} , and F_{quan} and F_{deq} represent the quantization module and the dequantization module parameterized by Θ_{quan} and Θ_{deq} , respectively. Based on (12) - (14), we have

$$\hat{\overline{\mathbf{W}}} = F_{\text{de}}(F_{\text{en}}(\overline{\mathbf{W}}; \Theta_{\text{en}}); \Theta_{\text{de}}), \quad (15)$$

where F_{en} represents the encoder composed of the compression and quantization modules and parameterized by $\Theta_{\text{de}} = \Theta_{\text{com}} \cup \Theta_{\text{quan}}$, and F_{de} represents the decoder composed of the dequantization and reconstruction modules and parameterized by $\Theta_{\text{de}} = \Theta_{\text{rec}} \cup \Theta_{\text{deq}}$.

Note that with an appropriate N_{gr} , the frequency domain correlation can be retained at the group level. Therefore, by exploiting the group-level frequency domain correlation, the CSI matrix at adjacent subcarrier groups can be effectively compressed and reconstructed. In the proposed framework, we leverage the Transformer network to explore the correlation among subcarrier groups for CSI feedback. As shown in Fig. 1, the compression module and the reconstruction module of the Transformer-based CSI feedback network include N_{com} and N_{rec} identical layers, respectively. Each of these identical layers consists of two components: a multi-head self-attention (MHSA) sub-layer and a feed-forward (FF) sub-layer. The MHSA sub-layer performs computations on different subcarrier groups to generate a self-attention matrix. This self-attention matrix plays a crucial role in paying more attention to correlated inputs, thereby improving the effectiveness of the high-dimensional feature learning of the CSI matrix.

Such improved feature learning facilitates the subsequent CSI compression and reconstruction operations. The FF sub-layer is designed to enhance the non-linear representation capability of the layer. To further optimize the training process, residual connection (RC) [35] and layer normalization (LN) [36] operations are applied after both the MHSA sub-layer and the FF sub-layer. These operations help improve the neural network's training efficiency. Additionally, since the MHSA sub-layer treats all subcarrier groups equally and does not consider their positional information, supplementary positional encodings (PEs) are inserted before the compression module and the reconstruction module to compensate for this limitation, such that the positional information can also be utilized for better CSI compression and reconstruction. Finally, we exploit uniform quantization (UQ) and corresponding uniform dequantization (UDQ) for conversion between the bit stream and CSI feature vector in the proposed Transformer-based CSI feedback network.

C. Frequency Extrapolation Network

Owing to the frequency domain correlations, the CSI information of all subcarriers, i.e., $\hat{\mathbf{W}} \in \mathbb{C}^{N_T \times N_c}$, can be attained through frequency domain extrapolation based on $\overline{\mathbf{W}} \in \mathbb{C}^{N_T \times N_{grp}}$. According to (9) - (10), the CSI information of N_{gr} subcarriers $\{\mathbf{H}_i | i = j * N_{gr} - N_{gr} + 1, j * N_{gr} - N_{gr} + 2, \dots, j * N_{gr}\}$ constituting the j -th group \mathcal{H}_{grp}^j is incorporated into $\overline{\mathbf{w}}_j$. Therefore, it is anticipated that \mathbf{w}_i corresponding to \mathbf{H}_i in \mathcal{H}_{grp}^j can be recovered from $\overline{\mathbf{w}}_j$. To recover \mathbf{w}_i , depending on the coherent bandwidth and the subcarrier spacing, two kinds of frequency domain correlations can be exploited, i.e., 1) the correlation among subcarrier groups and 2) the correlation among the subcarriers within the same subcarrier group. For ease of elaboration, these two correlations are named 1) the group-level frequency domain correlation and 2) the subcarrier-level frequency domain correlation hereafter.

In order to achieve the full CSI matrix $\hat{\mathbf{W}}$ from $\hat{\overline{\mathbf{W}}}$, the frequency extrapolation network is designed as

$$\hat{\mathbf{W}} = F_{\text{ext}}(\hat{\overline{\mathbf{W}}}; \Theta_{\text{ext}}), \quad (16)$$

where F_{ext} represents the frequency extrapolation network parameterized by Θ_{ext} . Notice that the principle of the frequency extrapolation in (16) is different from that of the SampleDL in [13] since the SampleDL generates the low-dimensional CSI matrix by directly dropping most subcarriers, making the recovery of these dropped subcarriers difficult. In addition, the SampleDL first conducts the zero filling interpolation to reconstruct the full-dimensional CSI matrix and then refines it with the refine neural network. This thus requires a refine neural network to recover missing information in a large dimension, which brings significant difficulty in information recovery and also high computational complexity.

In contrast, to extrapolate $\hat{\overline{\mathbf{W}}}$ to $\hat{\mathbf{W}}$ with low computational complexity, we design a lightweight but effective frequency extrapolation network by exploiting multi-path extrapolation and residual learning based on the subcarrier-level and the group-level frequency domain correlations, as shown in Fig. 1. The frequency extrapolation network is composed of N_{gr}

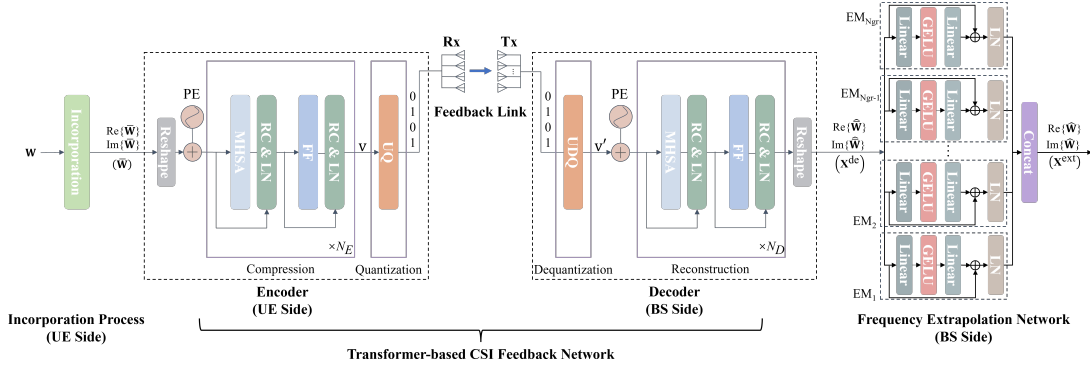


Fig. 1. The incorporation-extrapolation CSI feedback scheme which consists of the incorporation process, the proposed Transformer-based CSI feedback network, and the frequency extrapolation network.

extrapolation modules (EMs) and one concatenation module. Each EM further consists of two linear layers, one Gaussian Error Linear Unit (GELU) activation layer, one residual connection operation [35], and one layer normalization operation [36]. The residual connection is designed to allow the activation from one layer to be directly passed to a later layer and thus bypass the intermediate layers. This avoids the issue of vanishing gradients in EMs and enables designing deep neural network architectures with improved model capacity for frequency domain extrapolation. Specifically, denoting the input to the frequency extrapolation network as $\mathbf{X}^{de} \in \mathbb{R}^{(2 \times N_T) \times N_{grp}}$, \mathbf{X}^{de} is first processed by EM_i , $i=1, 2, \dots, N_{gr}$, as

$$\mathbf{X}^{EM_i}(1) = (\text{GELU}(\mathbf{X}^{de} \mathbf{K}_1^i + \mathbf{b}_1^i)) \mathbf{K}_2^i + \mathbf{b}_2^i, \quad (17)$$

$$\mathbf{X}^{EM_i}(2) = \mathbf{X}^{de} + \mathbf{X}^{EM_i}(1), \quad (18)$$

$$\mathbf{X}^{EM_i} = \frac{\mathbf{X}^{EM_i}(2) - \mathbb{E}_{-1}\{\mathbf{X}^{EM_i}(2)\}}{\sqrt{\text{Var}_{-1}\{\mathbf{X}^{EM_i}(2)\} + \epsilon}} \odot \mathbf{g}_i + \mathbf{l}_i, \quad (19)$$

where $\mathbf{X}^{EM_i}(1)$, $\mathbf{X}^{EM_i}(1)$, and \mathbf{X}^{EM_i} are the outputs of the GELU activation layer, the residual connection operation, and the layer normalization operation of the i -th EM, respectively. $\text{GELU}(\cdot)$ denotes the GELU activation function, $\mathbf{K}_1^i \in \mathbb{R}^{N_{grp} \times N_{grp}}$ and $\mathbf{K}_2^i \in \mathbb{R}^{N_{grp} \times N_{grp}}$ are learnable weight matrices, $\mathbf{b}_1^i \in \mathbb{R}^{1 \times N_{grp}}$ and $\mathbf{b}_2^i \in \mathbb{R}^{1 \times N_{grp}}$ are learnable bias vectors, $\mathbb{E}_{-1}\{\cdot\}$ and $\text{Var}_{-1}\{\cdot\}$ are the expectation and variance of the input matrix along its last dimension, \odot denotes the Hadamard product, $\mathbf{g}_i \in \mathbb{R}^{1 \times N_{grp}}$ and $\mathbf{l}_i \in \mathbb{R}^{1 \times N_{grp}}$ are learnable affine transformation parameters, and ϵ is a small real number (e.g. $1e-5$) added to the denominator for numerical stability. Then, the outputs of these N_{gr} EMs are concatenated to form the final output $\mathbf{X}^{ext} \in \mathbb{R}^{(2 \times N_T) \times N_c}$ as

$$\mathbf{X}^{ext} = [\mathbf{X}^{EM_1}, \mathbf{X}^{EM_2}, \dots, \mathbf{X}^{EM_{N_{gr}}}], \quad (20)$$

Hence, $\hat{\mathbf{W}}$ can be achieved from \mathbf{X}^{ext} by first reshaping \mathbf{X}^{ext} to $\hat{\mathbf{X}}^{ext} \in \mathbb{R}^{2 \times N_T \times N_c}$ and then splitting $\hat{\mathbf{X}}^{ext}$ along its first dimension to obtain the real part and the imaginary part of $\hat{\mathbf{W}}$.

It is worth emphasizing that in the frequency extrapolation network, each EM mainly exploits the group-level frequency domain correlation while the multi-path learning architecture mainly exploits the subcarrier-level frequency domain

correlation. And we also emphasize that the frequency extrapolation network is effective but lightweight for the BS side to handle the extrapolation process. This is because the proposed frequency extrapolation network performs frequency domain extrapolation at the group level owing to the multi-path architecture, and thus avoids direct processing at the subcarrier level and achieves significant computational efficiency since $N_{grp} \ll N_c$.

D. Model Training

In the model training stage, the proposed Transformer-based CSI feedback network and the proposed frequency extrapolation network are trained jointly in an end-to-end manner. The loss function used for model training is defined as

$$L(\mathbf{W}, \hat{\mathbf{W}}) = 1 - \frac{1}{N_c} \sum_{i=1}^{N_c} \rho_i^2, \quad (21)$$

where ρ_i is the generalized cosine similarity (GCS) of the i -th subcarrier defined as

$$\rho_i = \frac{\|\mathbf{w}_i^H \hat{\mathbf{w}}_i\|_2}{\|\mathbf{w}_i\|_2 \|\hat{\mathbf{w}}_i\|_2}, \quad (22)$$

where $\|\cdot\|_2$ denotes the L2 norm.

The proposed two networks are jointly trained by minimizing the loss function with the Adam optimizer [37]:

$$(\Theta_{de}^*, \Theta_{en}^*, \Theta_{ext}^*) = \underset{\Theta_{en}, \Theta_{de}, \Theta_{ext}}{\text{argmin}} \mathbb{E}\{L(\mathbf{W}, F_{ext}(F_{de}(F_{en}(\hat{\mathbf{W}}; \Theta_{en}); \Theta_{de}); \Theta_{ext}))\}, \quad (23)$$

where $\mathbb{E}(\cdot)$ is the expectation over a batch of training samples, F_{en} and F_{de} represent the encoder and decoder of the Transformer-based CSI feedback network with learnable parameters Θ_{en} and Θ_{de} , respectively, and F_{ext} represents the frequency extrapolation network with learnable parameters Θ_{ext} .

IV. DATA AUGMENTATION METHODS FOR FEW-SHOT LEARNING

To fulfill few-shot CSI feedback and reduce large amounts of collected samples for model training, we propose the

knowledge-driven data augmentation method and the AIGC-based data augmentation method in this section. By combining the knowledge-driven data augmentation method with the AIGC-based data augmentation method, a comprehensive augmented dataset with both sufficient data samples and high sample diversity can be obtained for few-shot CSI feedback.

A. Knowledge-Driven Data Augmentation Method

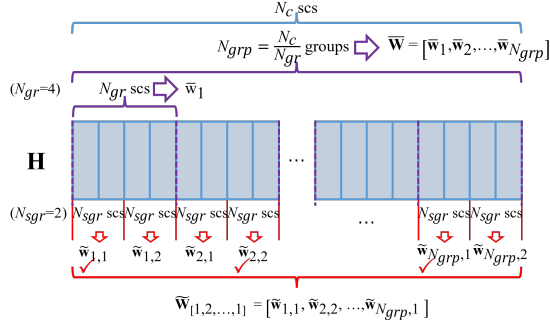


Fig. 2. An illustration of the knowledge-driven data augmentation method ($N_{gr}=4$ and $N_{sgr}=2$). scs: subcarriers.

According to the channel property, there are both subcarrier-level and group-level frequency domain correlations that can be leveraged to augment data samples. Based on this domain knowledge, we propose the knowledge-driven data augmentation method for CSI feedback. Recall that in the incorporation process, every N_{gr} subcarriers in \mathcal{H}_{subc}^j are grouped together and each group \mathcal{H}_{grp}^j yields one dominant eigenvector $\bar{\mathbf{w}}_j$. Intuitively, $\bar{\mathbf{W}} = [\bar{\mathbf{w}}_1, \bar{\mathbf{w}}_2, \dots, \bar{\mathbf{w}}_{N_{grp}}]$ corresponding to all groups $\{\mathcal{H}_{grp}^j | j=1, 2, \dots, N_{grp}\}$ from collected samples can be directly used for training the CSI feedback network. To augment the training samples by fully leveraging the frequency domain correlations, we also consider a small granularity $N_{sgr} < N_{gr}$.⁶ As a result, the j -th group, i.e., \mathcal{H}_{grp}^j , can be further divided into $N_{sgrp} = N_{gr}/N_{sgr}$ subgroups, i.e., $\mathcal{H}_{sgrp}^{j,k}$, $j=1, 2, \dots, N_{grp}$ and $k=1, 2, \dots, N_{sgrp}$. And we have

$$\mathcal{H}_{sgrp}^{j,k} = \{\mathbf{H}_i | i = j * N_{gr} + k * N_{sgr} - N_{gr} - N_{sgr} + 1, \dots, j * N_{gr} + k * N_{sgr} - N_{gr}\}. \quad (24)$$

Then, similar to (9) - (10), we obtain dominant eigenvectors for the N_{sgrp} subgroups $\{\mathcal{H}_{sgrp}^{j,1}, \mathcal{H}_{sgrp}^{j,2}, \dots, \mathcal{H}_{sgrp}^{j,N_{sgrp}}\}$ of the j -th group \mathcal{H}_{grp}^j as

$$\tilde{\mathbf{R}}_{j,k} = \frac{1}{N_{sgr}} \sum_{i=(j*N_{gr}+k*N_{sgr}-N_{gr}-N_{sgr}+1)}^{j*N_{gr}+k*N_{sgr}-N_{gr}} \mathbf{H}_i^H \mathbf{H}_i, \quad (25)$$

$$\tilde{\mathbf{R}}_{j,k} \tilde{\mathbf{w}}_{j,k} = \bar{\lambda}_{j,k}^{\max} \tilde{\mathbf{w}}_{j,k}. \quad (26)$$

Hence, by collecting all subgroups' dominant eigenvectors for each group, we form an augmented sample of $\bar{\mathbf{W}}$ as

$$\tilde{\mathbf{W}}_{\mathbf{m}} = [\tilde{\mathbf{w}}_{1,m_1}, \tilde{\mathbf{w}}_{2,m_2}, \dots, \tilde{\mathbf{w}}_{N_{grp},m_{N_{grp}}}], \quad (27)$$

⁶To keep high frequency domain correlations in the augmented samples, we only consider a small granularity, i.e., $N_{sgr} < N_{gr}$.

where $\mathbf{m} = [m_1, m_2, \dots, m_{N_{grp}}]$ and $m_n \in \{1, 2, \dots, N_{sgrp}\}$ for $n=1, 2, \dots, N_{grp}$. Therefore, theoretically, with different settings of \mathbf{m} , $(C_{N_{sgrp}}^1)^{N_{grp}}$ (here C_a^b denotes the combination operator indicating choosing b elements from a elements) augmented samples can be generated for $\bar{\mathbf{W}}$. For ease of understanding, Fig. 2 gives an illustration of the knowledge-driven data augmentation method with $N_{gr}=4$ and $N_{sgr}=2$, where N_{grp} eigenvectors (marked with red ticks) from subgroups are selected to form an augmented eigenvector-based CSI matrix $\tilde{\mathbf{W}}_{[1,2,\dots,1]}$ with $\mathbf{m} = [1, 2, \dots, 1]$.

Note that the proposed knowledge-driven data augmentation method can be easily implemented to yield extensive augmented samples, which is very efficient in improving the performance of CSI feedback, especially under extremely few shot CSI feedback scenarios. Nevertheless, such augmented samples are generated relying on frequency domain correlations from limited number of practically collected samples, which thus lack of sample diversity. To further improve the diversity of augmented samples, we resort to AIGC-based data augmentation methods and propose the EGAN to generate diverse samples by learning the distribution of data samples.

B. AIGC-based Data Augmentation Method

Existing AIGC-based data augmentation methods for few-shot CSI feedback augment data samples by first learning the distribution of collected data samples and then generating diverse samples following the learned distribution via generative models (e.g., GANs). However, compared with discriminative models, generative models typically require large amounts of training data [31] to model the distribution well, which contradicts the intention of exploiting AIGC for data augmentation under few-shot scenarios. To solve this issue, we propose a novel AIGC-based data augmentation method, which is able to model the distribution of the CSI matrices well with a few collected samples. Specifically, a new GAN architecture, called EGAN, is proposed to learn the distributions of CSI matrices on two scales, i.e., the low-dimensional CSI matrices $\bar{\mathbf{W}}$ and the full-dimensional CSI matrices \mathbf{W} . Compared with vanilla GANs, the EGAN benefits from learning an additional distribution of low-dimensional CSI matrices, given that low-dimensional CSI matrices contain internal information of full-dimensional CSI matrices thanks to the incorporation process. This is beneficial for the generation of full-dimensional CSI matrices. Moreover, the knowledge-driven data augmentation method is also adopted to generate augmented data samples for training the EGAN with sufficient samples under few-shot scenarios.

1) *Network Architecture of the EGAN*: The network architecture of the EGAN is shown in Fig. 3. Inspired by [38], we design the EGAN with a two-scale generator and two associated discriminators. The two-scale generator generates a low-dimensional CSI matrix (small-scale output) and a full-dimensional CSI matrix (large-scale output) at the same time, and the two discriminators (marked by 'Discriminator1' and 'Discriminator2') distinguish low-dimensional/full-dimensional generated samples from low-dimensional/full-dimensional real samples. The EGAN learns both the distribution of full-dimensional CSI matrices and the distribution

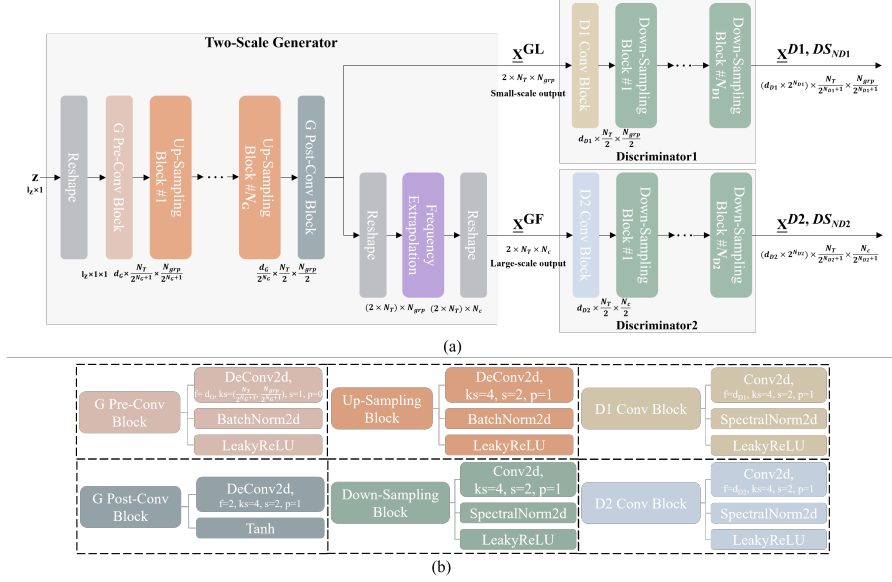


Fig. 3. The network architecture of the EGAN. (a) The overall network architecture of the EGAN. The sizes of key tensors and neural block outputs are given near them. (b) Detailed architectures and configurations of neural blocks constituting the EGAN. The detailed architecture and configuration of the frequency extrapolation network have been given in Fig. 1 and are therefore neglected here.

of low-dimensional CSI matrices. Since real low-dimensional CSI matrices are obtained with the incorporation process, the information of full-dimensional CSI matrices is implicitly contained in these low-dimensional CSI matrices. Therefore, learning from both full-dimensional CSI matrices and low-dimensional CSI matrices will enhance the generation of full-dimensional CSI matrices and also will help in training generative models under few-shot scenarios.

The input to the generator, i.e., the noise vector $\mathbf{z} \in \mathbb{R}^{l_z \times 1}$, is first rearranged and then pre-processed by the pre-conv block, which yields tensor $\mathbf{X}^{US_0} \in \mathbb{R}^{d_G \times \frac{N_T}{2^{N_G+1}} \times \frac{N_{grp}}{2^{N_G+1}}}$ as

$$\mathbf{X}^{US_0} = \text{LR}(\text{BN}(\text{DeConv}_{2,1}^{\frac{N_T}{2^{N_G+1}} \times \frac{N_{grp}}{2^{N_G+1}}}(\mathbf{R}(\mathbf{z})))), \quad (28)$$

where d_G is a hyper-parameter as the initial feature dimension of the generator; $\text{LR}(\cdot)$ and $\text{BN}(\cdot)$ denote the leaky rectified linear unit activation function and batch normalization operation [39], respectively; $\text{DeConv}_{s,p}^{a \times b}(\cdot)$ denotes the 2-dimensional deconvolution operation with the kernel size being $a \times b$, stride being s , and padding size being p ; $\mathbf{R}(\cdot)$ denotes the rearrangement operation, and N_G is the number of up-sampling blocks. The N_G up-sampling blocks transform \mathbf{X}^{US_0} to $\mathbf{X}^{US_{N_G}} \in \mathbb{R}^{\frac{d_G}{2^{N_G}} \times \frac{N_T}{2} \times \frac{N_{grp}}{2}}$ block-by-block and each block performs 2×2 upsampling on the output feature map of the previous block, which can be expressed as

$$\begin{aligned} \mathbf{X}^{US_i} &\in \mathbb{R}^{\frac{d_G}{2^i} \times \frac{N_T}{2^{N_G-i+1}} \times \frac{N_{grp}}{2^{N_G-i+1}}} \\ &= \text{LR}(\text{BN}(\text{DeConv}_{2,1}^{4 \times 4}(\mathbf{X}^{US_{i-1}}))), i=1, \dots, N_G, \end{aligned} \quad (29)$$

and N_G is determined by

$$N_G = \min(\log_2^{N_T} - 1, \log_2^{N_{grp}} - 1). \quad (30)$$

Then, $\mathbf{X}^{US_{N_G}}$ is post-processed by the post-conv block, which yields $\mathbf{X}^{GL} \in \mathbb{R}^{2 \times N_T \times N_{grp}}$, i.e., the low-dimensional output of the generator, as

$$\mathbf{X}^{GL} = \text{Tanh}(\text{DeConv}_{2,1}^{4 \times 4}(\mathbf{X}^{US_{N_G}})), \quad (31)$$

where $\text{Tanh}(\cdot)$ denotes the hyperbolic tangent activation function.

Another output of the generator, i.e., the generated full-dimensional CSI matrix $\mathbf{X}^{GF} \in \mathbb{R}^{2 \times N_T \times N_c}$, is further generated from \mathbf{X}^{GL} with a frequency extrapolation network, which can be specified as

$$\mathbf{X}^{GF} = \mathbf{R}(F_{ext}(\mathbf{R}(\mathbf{X}^{GL}))). \quad (32)$$

Two discriminators are designed to distinguish generated low-dimensional / full-dimensional samples generated by the generator from real low-dimensional / full-dimensional samples, respectively. Each discriminator consists of one convolutional block and several down-sampling blocks. The outputs of these two convolutional blocks are given by

$$\mathbf{X}^{D1, DS_0} \in \mathbb{R}^{d_{D1} \times \frac{N_T}{2} \times \frac{N_{grp}}{2}} = \text{LR}(\text{SN}(\text{Conv}_{2,1}^{4 \times 4}(\mathbf{X}^{D1, in}))), \quad (33)$$

$$\mathbf{X}^{D2, DS_0} \in \mathbb{R}^{d_{D2} \times \frac{N_T}{2} \times \frac{N_c}{2}} = \text{LR}(\text{SN}(\text{Conv}_{2,1}^{4 \times 4}(\mathbf{X}^{D2, in}))), \quad (34)$$

where d_{D1} and d_{D2} are hyper-parameters as the initial feature dimensions of the two discriminators respectively, and $\text{SN}(\cdot)$ denotes the spectral normalization operation [40]. $\text{Conv}_{s,p}^{a \times b}(\cdot)$ denotes the 2-dimensional convolution operation with the kernel size being $a \times b$, stride being s , and padding size being p . And the outputs of the down-sampling blocks are given by

$$\begin{aligned} \mathbf{X}^{D1, DS_i} &\in \mathbb{R}^{(d_{D1} \times 2^i) \times \frac{N_T}{2^{i+1}} \times \frac{N_{grp}}{2^{i+1}}} \\ &= \text{LR}(\text{SN}(\text{Conv}_{2,1}^{4 \times 4}(\mathbf{X}^{D1, DS_{i-1}}))), i=1, \dots, N_{D1}, \end{aligned} \quad (35)$$

$$\begin{aligned} \mathbf{X}^{D2, DS_i} &\in \mathbb{R}^{(d_{D2} \times 2^i) \times \frac{N_T}{2^{i+1}} \times \frac{N_c}{2^{i+1}}} \\ &= \text{LR}(\text{SN}(\text{Conv}_{2,1}^{4 \times 4}(\mathbf{X}^{D2, DS_{i-1}}))), i=1, \dots, N_{D2}, \end{aligned} \quad (36)$$

where N_{D1} and N_{D2} are determined by

$$N_{D1} = \min(\log_2^{N_T} - 1, \log_2^{N_{grp}} - 1), \quad (37)$$

$$N_{D2} = \min(\log_2^{N_T} - 1, \log_2^{N_c} - 1). \quad (38)$$

2) *Training of EGAN*: The objective of the generator of EGAN is to generate as real and diverse samples as the collected real samples as possible, while the discriminators of EGAN are responsible for distinguishing generated samples from real samples. To balance the quality and diversity of generated samples, we use the Wasserstein-1 distance [41] to measure the distance between the distribution of real samples and the distribution of generated samples as

$$W(p_r, p_g) = \inf_{\gamma \in \Pi(p_r, p_g)} \mathbb{E}_{(\mathbf{X}_r, \mathbf{X}_g) \sim \gamma} \{\|\mathbf{X}_r - \mathbf{X}_g\|_2\}, \quad (39)$$

where $\inf(\cdot)$ denotes the infimum, $\mathbf{X}_r \sim p_r$ and $\mathbf{X}_g \sim p_g$ denote real and generated samples, respectively, and p_r and p_g denote the distributions of real and generated samples, respectively. $\Pi(p_r, p_g)$ denotes the set of all joint distributions $\gamma(\mathbf{X}_r, \mathbf{X}_g)$ with marginals being p_r and p_g . Using the Kantorovich-Rubinstein duality [41], [42], (39) can be rewritten as

$$W(p_r, p_g) = \sup_{\|f\|_2 \leq 1} \mathbb{E}_{\mathbf{X}_r \sim p_r} \{f(\mathbf{X}_r)\} - \mathbb{E}_{\mathbf{X}_g \sim p_g} \{f(\mathbf{X}_g)\}, \quad (40)$$

where $\sup(\cdot)$ denotes the supremum, and $\|f\|_2 \leq 1$ indicates that f is a 1-Lipschitz function.

To stabilize the training of EGAN, two gradient penalty terms [43] are exploited to enforce the 1-Lipschitz constraint (i.e., $\|f\|_2 \leq 1$) for the two discriminators. Finally, denoting the generator, ‘Discriminator1’, and ‘Discriminator2’ as G , D_1 , and D_2 , respectively, and denoting the real samples aligned with $\mathbf{X}^{GL} \sim p^{GL}$ and $\mathbf{X}^{GF} \sim p^{GF}$ as $\mathbf{X}^L \sim p^L$ and $\mathbf{X}^F \sim p^F$, respectively, the training of EGAN can be formulated with

$$\begin{aligned} \min_G \max_{D_1, D_2} & \left(\mathbb{E}_{\mathbf{X}^L \sim p^L} \{D_1(\mathbf{X}^L)\} - \mathbb{E}_{\mathbf{X}^{GL} \sim p^{GL}} \{D_1(\mathbf{X}^{GL})\} \right. \\ & \left. + \mathbb{E}_{\mathbf{X}^F \sim p^F} \{D_2(\mathbf{X}^F)\} - \mathbb{E}_{\mathbf{X}^{GF} \sim p^{GF}} \{D_2(\mathbf{X}^{GF})\} \right) \\ & + \lambda_1 \mathbb{E}_{\tilde{\mathbf{X}}^{GL} \sim p^{GL}} \{D_1(\tilde{\mathbf{X}}^{GL})\} + \lambda_2 \mathbb{E}_{\tilde{\mathbf{X}}^{GF} \sim p^{GF}} \{D_2(\tilde{\mathbf{X}}^{GF})\}, \end{aligned} \quad (41)$$

where $\tilde{\mathbf{X}}^{GL} = \alpha \mathbf{X}^{GL} + (1-\alpha) \mathbf{X}^L$ and $\tilde{\mathbf{X}}^{GF} = \alpha \mathbf{X}^{GF} + (1-\alpha) \mathbf{X}^F$ are randomly interpolated samples with $\alpha \sim U[0,1]$, U denotes the uniform distribution, and λ_1 and λ_2 are constant penalty coefficients.

Note that the training of EGAN is a min-max optimization problem and is solved by alternately optimizing the generator and two discriminators. Additionally, the knowledge-driven data augmentation method is adopted to generate augmented data samples as real low-dimensional samples to train the EGAN.

V. SIMULATION RESULTS

In this section, we first introduce the experimental settings and the performance evaluation metrics. Then, we demonstrate the performance of the proposed two data augmentation methods in enabling CSI feedback under few-shot scenarios. Finally, we compare the proposed CSI feedback framework with existing schemes under different numbers of collected samples and feedback bits.

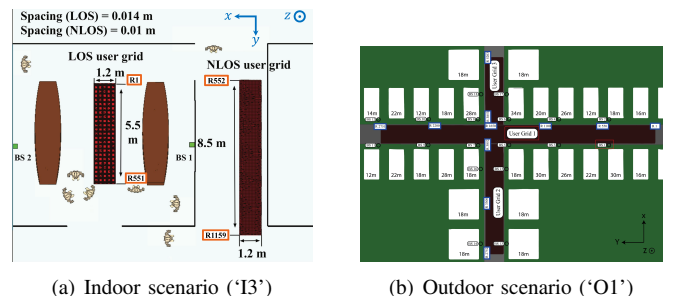
A. Simulation Setup

1) *Experimental Datasets*: A generic ray tracing-based dataset, i.e., DeepMIMO [44], is leveraged in the simulations. In the DeepMIMO dataset, the wireless channels are constructed based on ray tracing from the Wireless InSite ray-tracing simulator [45]. We consider two scenarios in the dataset, i.e., the indoor scenario (‘I3’) and the outdoor scenario (‘O1’), to validate our proposed CSI feedback framework. The top views and the system setup of the two scenarios are shown in Fig. 4 and Table I, respectively.

The ‘I3’ indoor scenario is an indoor conference room scenario whose 3-dimensional size is 10 m \times 11 m \times 3 m (width \times length \times height), as shown in Fig. 4 (a). Only the ‘BS1’ located at a height of 2m is active in the experiments, and the channels from the ‘BS1’ to UE locations in the ‘LOS user grid’ are collected for experiments. The system operation frequency band and bandwidth are 60 GHz and 100 MHz, respectively. As shown in Fig. 4 (b), the ‘O1’ outdoor scenario is an urban outdoor scenario consisting of two streets and one intersection. The horizontal street is 600m long and 40m wide, and the cross street is 440m long and 40m wide. The two streets have buildings on both sides, and the heights of these buildings are shown at the top view of the scenario. Also, only the ‘BS1’ located at a height of 6m is active in the experiments, and the channels from the ‘BS1’ to UE locations in the ‘User Grid 1’ are collected for experiments. The system operation frequency band and bandwidth are 3.5 GHz and 100 MHz, respectively.

In both scenarios, the BS is equipped with a uniform linear array (ULA) with 32 antennas and the UE is equipped with a ULA with 4 antennas. The systems both operate with OFDM modulation with 1024 subcarriers. As a result, each channel sample is with the size of $4 \times 32 \times 1024$ and the corresponding full eigenvector-based CSI matrix is with the size of 32×1024 . The group granularity of the proposed framework is set as $N_{gr} = 16$. Therefore, the size of the CSI matrix to be fed back is 32×64 .

The collected channel datasets for the indoor and outdoor scenarios have 5,000 and 10,000 channel samples, respectively. For the indoor scenario, we use only 50 - 450 samples for training in the few-shot experiments, while all experiments are validated with 50 samples and tested with 4,500 samples. For the outdoor scenario, we use only 100 - 900 samples for training, while all experiments are validated with 100 samples and tested with 9,000 samples.



(a) Indoor scenario (‘I3’) (b) Outdoor scenario (‘O1’)
Fig. 4. Top views of the indoor scenario and the outdoor scenario.

TABLE I
SYSTEM SETUP FOR NUMERICAL EXPERIMENTS.

System Parameter	Setting (Indoor)	Setting (Outdoor)
Scenario	Indoor conference room scenario, 10 m × 11 m × 3 m	Outdoor scenario of two streets and one intersection
Active BS	BS1	BS1
BS antenna setup	ULA with $N_T=32$	ULA with $N_T=32$
Height of BS	2 m	6 m
UE antenna setup	ULA with $N_R=4$	ULA with $N_R=4$
Operating frequency band	60 GHz	3.5 GHz
System bandwidth	100 MHz	100 MHz
Number of channel paths	25	25
Number of subcarriers	1024	1024
Group granularity	16	16
Samples for training	{50, 150, 250, 350, 450}	{100, 300, 500, 700, 900}
Samples for validation	50	100
Samples for testing	4,500	9,000

2) *Experimental Settings*: The number of feedback bits B is set to 64, 128, 256, 512, or 1024 for comprehensive performance comparison. For a fair comparison, all methods exploit 2-bit uniform quantization. General hyper-parameter settings for the proposed IEFSS are shown in Table II.

TABLE II
GENERAL HYPER-PARAMETER SETTINGS FOR THE PROPOSED IEFSS.

Component	Hyper-parameter	Setting
Compression and Reconstruction Modules	MHSA layer dimension	64
	FF layer dimension	256
	attention head	4
	dropout rate	0.1
	N_{com}	2
Quantization and Dequantization Modules	N_{dec}	2
	quantization bit width	2
Frequency Extrapolation Network	feedback bits	{64, 128, 256, 512, 1024}
	linear layer dimension	64
EGAN	number of extrapolation modules	16
	l_2	128
	d_G	512
	d_{D1}	32
	d_{D2}	32
	N_G	5
	N_{D1}	5
	N_{D2}	5

3) *Evaluation Metrics*: The average GCS $\bar{\rho}$ is adopted to evaluate the CSI feedback performance, which is defined as

$$\bar{\rho} = \frac{1}{N_{test}} \sum_{j=1}^{N_{test}} \bar{\rho}_j, \quad (42)$$

where N_{test} is the number of samples for testing, $\bar{\rho}_j$ is the subcarrier-level average GCS of the j -th testing sample, which is defined as

$$\bar{\rho}_j = \frac{1}{N_c} \sum_{i=1}^{N_c} \rho_i. \quad (43)$$

Note that the closer the average GCS is to 1, the better the CSI feedback accuracy is, while the closer the average GCS is to 0, the worse the CSI feedback accuracy is.

In addition, the number of floating-point multiply-accumulate operations ('FLOPs') and the number of parameters ('Params') are adopted to evaluate the time complexity and space complexity of the proposed framework and the baselines, respectively.

B. Performance Evaluation of Proposed Data Augmentation Methods for Few-Shot CSI Feedback

We here evaluate the performance of the proposed knowledge-driven data augmentation method and AIGC-based data augmentation method for few-shot CSI feedback.

According to the proposed knowledge-driven data augmentation method, at most $(C_{N_{sgrp}}^1)^{N_{grp}}$ augmented samples can be generated with given subgroup granularity N_{sgrp} .

However, these augmented samples are basically generated from limited collected samples relying on frequency domain correlations, which therefore lack of sample diversity. Considering the training cost and the model's generalization capability, in the experiments, we only generate samples $\tilde{\mathbf{W}}_m = [\tilde{\mathbf{w}}_{1,m_1}, \tilde{\mathbf{w}}_{2,m_2}, \dots, \tilde{\mathbf{w}}_{N_{grp},m_{N_{grp}}}]$ with $m_1 = m_2 = \dots = m_{N_{grp}} = k$, and $k \in \{1, 2, \dots, N_{sgrp}\}$ from the knowledge-driven data augmentation method. Specifically, N_{sgrp} is set to 1, 2, 4, and 8 at the given group granularity $N_{gr} = 16$ to generate in total 30 augmented samples for each collected sample.⁷

When applying the proposed AIGC-based data augmentation method, augmented data samples from the knowledge-driven data augmentation method are first generated and used to train the EGAN. After that, 20,000 samples and 40,000 samples are generated with trained EGANs for the indoor scenario and outdoor scenario, respectively.

The performance of the proposed knowledge-driven data augmentation method and the AIGC-based data augmentation method under indoor and outdoor scenarios is shown in Fig. 5 and Fig. 6. In these figures, the horizontal axis represents the summation of training and validation samples, while the vertical axis represents the average GCS $\bar{\rho}$. For readability, these two data augmentation methods are denoted with 'KDDA' and 'EGAN' in the figures. And the feedback bits $B=256$. As depicted in Fig. 5 and Fig. 6, the proposed methods show comparable performance in augmenting few-shot CSI feedback with only 100 - 500 collected samples for the indoor scenario and only 200 - 1,000 collected samples for the outdoor scenario. The knowledge-driven data augmentation method is applicable for scenarios with very few collected samples (e.g., only 100-200 samples) while the AIGC-based method exhibits better performance when there are several hundred samples. Additionally, from Fig. 5 and Fig. 6, by combining the two data augmentation methods (denoted by 'KDDA+EGAN'), the proposed framework can achieve a high CSI feedback accuracy with only several hundred collected samples.

To further validate the effectiveness of the proposed AIGC-based data augmentation method, we compare it with the existing state-of-the-art (SOTA) AIGC-based data augmentation method for CSI feedback, i.e., the ChannelGAN-based method [30]. For fair comparison, 20,000 samples and 40,000 samples are generated with the ChannelGAN for the indoor scenario and outdoor scenario, respectively. From Fig. 5, Fig. 6, and Table III, the EGAN-based method outperforms the ChannelGAN-based method given various numbers of training and validation samples under the scenarios, and the EGAN is much more efficient than the ChannelGAN. This is mainly due to the following three reasons: 1) In comparison to the ChannelGAN which learns to model the channel, the proposed EGAN directly learns to generate eigenvector-based CSI matrices, making it much more computationally efficient; 2) Thanks to the proposed two-scale generator and discriminator architecture, the EGAN learns both the distribution of full-dimensional CSI matrices and the distribution of low-

⁷The number of augmented samples is calculated by $16/1 + 16/2 + 16/4 + 16/8 = 30$.

dimensional CSI matrices, leading to more accurate distribution learning from limited collected samples; 3) With the assistance of the knowledge-driven data augmentation method, the EGAN can be trained with a high generalization capability.

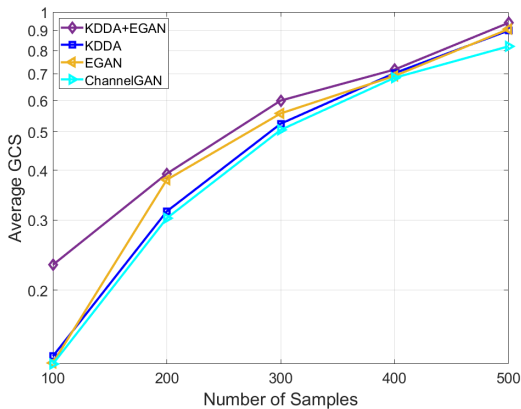


Fig. 5. Average GCS of the proposed data augmentation methods and the ChannelGAN-based method versus the numbers of samples for training and validation under the indoor scenario.

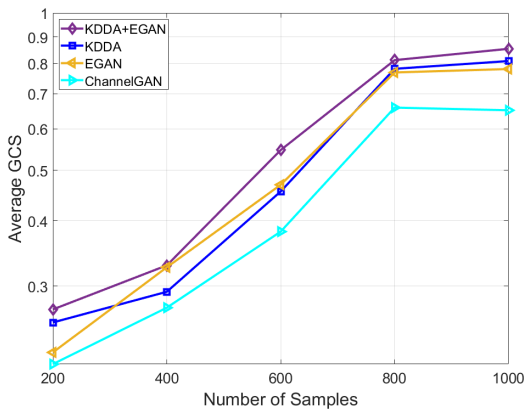


Fig. 6. Average GCS of the proposed data augmentation methods and the ChannelGAN-based method versus the numbers of samples for training and validation under the outdoor scenario.

Considering the performance and computational complexity of the proposed data augmentation methods,⁸ we conclude that the proposed knowledge-driven data augmentation method is more suitable for scenarios with very few collected samples (e.g., only 100-200 samples). If there are several hundred collected samples and the training computational complexity is not a significant issue, the proposed AIGC-based data augmentation method can be trained well to provide better augmentation performance. Moreover, by combining the two data augmentation methods, a dataset with abundant and diverse samples can be formed to further improve CSI feedback accuracy under few-shot scenarios.

⁸According to Section IV-A, the proposed knowledge-driven data augmentation method requires only several matrix multiplications to generate an augmented sample, and is thus much more computationally efficient and easier to implement than the proposed AIGC-based data augmentation method that requires the training of the EGAN and sample generation with the trained EGAN.

TABLE III
COMPUTATIONAL COMPLEXITY COMPARISON OF THE PROPOSED EGAN AND THE CHANNELGAN.

Component	ChannelGAN		EGAN	
	Params	FLOPs	Params	FLOPs
Generator	19.51 M	31.78 G	3.05 M	78.06 M
Discriminator (1)	17.50 M	2.15 G	2.79 M	0.51 M
Discriminator 2	/	/	2.79 M	0.03 M
Whole Network	37.01 M	33.93 G	8.63 M	78.60 M

C. Performance Comparison Among Proposed IEFSF and Baselines

The proposed IEFSF is compared with the following baselines: 1) CsiNet+ [9], 2) bi-ImCsiNet [15] 3) TransNet [11], and 4) SampleDL [13]. For fair comparison, all baselines are adapted for eigenvector-based CSI feedback. In the proposed IEFSF, the "KDDA+EGAN" data augmentation method is adopted.

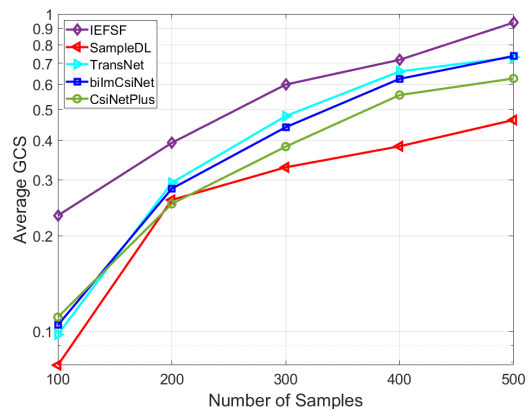


Fig. 7. Performance comparison of the proposed IEFSF and baselines versus the numbers of samples for training and validation under the indoor scenario.

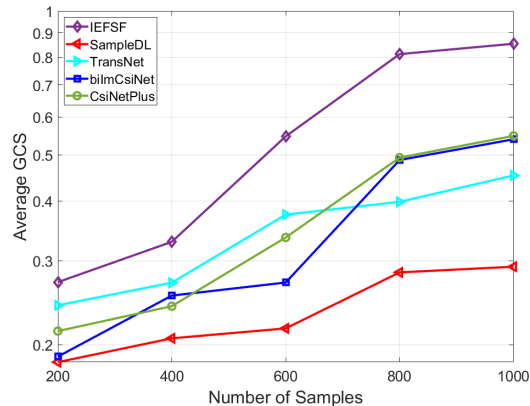


Fig. 8. Performance comparison of the proposed IEFSF and baselines versus the numbers of samples for training and validation under the outdoor scenario.

We first evaluate the impact of the number of training and validation samples. As depicted in Fig. 7 and Fig. 8, the IEFSF and the SampleDL show the best and the worst CSI feedback performance under both indoor and outdoor scenarios given few collected samples, respectively. Specifically, under the system configuration of 32 antennas and 100 MHz bandwidth with 1024 subcarriers, the IEFSF can achieve up to 0.94

average GCS with only 500 collected samples for the indoor scenario and up to 0.85 average GCS with only 1,000 collected samples for the outdoor scenario. This demonstrates the superiority of the proposed IEFSF for few-shot CSI feedback.

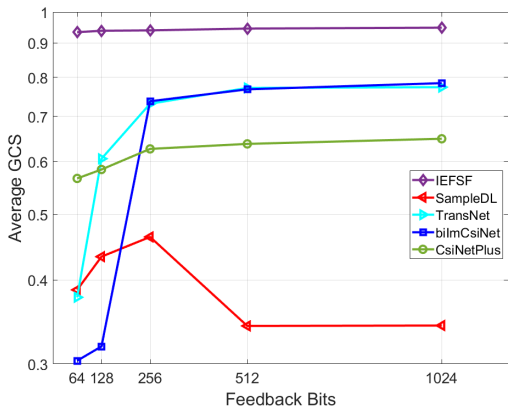


Fig. 9. Average GCS of the proposed IEFSF and baselines versus the numbers of feedback bits under the indoor scenario.

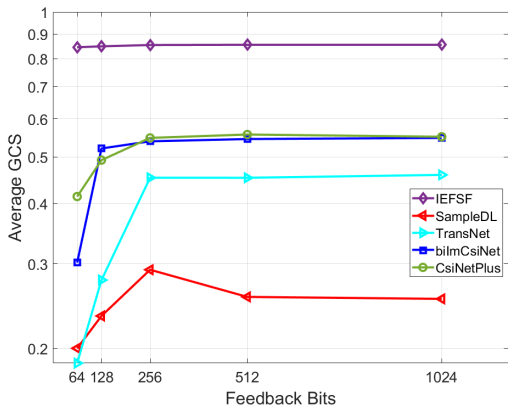


Fig. 10. Average GCS of the proposed IEFSF and baselines versus the numbers of feedback bits under the outdoor scenario.

The impact of feedback bits on the CSI feedback performance is also investigated. It can be observed from Fig. 9 and Fig. 10 that more feedback bits bring about higher feedback accuracy. However, as the number of feedback bits increases to a relatively large value (e.g., 256), the performance improvement becomes limited, showing a marginal effect. Besides, increasing the number of feedback bits will also lead to increasing computational complexity. Therefore, a proper setting of feedback bits deserves a dedicated selection in practical applications. In addition, as shown in Fig. 9 and Fig. 10, the IEFSF respectively achieves around 0.93 and 0.84 average GCS under the indoor and outdoor scenarios with only 64 feedback bits, while the baselines merely achieve at most 0.78 and 0.55 average GCS under both scenarios with 1024 feedback bits. This indicates the proposed IEFSF can achieve high CSI feedback accuracy with much low feedback overhead (e.g., 16 times lower feedback overhead than the baselines). It is worth mentioning that performance degradation of SampleDL can be observed when the number of feedback bits increases from 256 onwards. This is because the SampleDL adopts a two-step training scheme, i.e., training the CSI feed-

back network first and then training the interpolating network. Given a large number of feedback bits while training the CSI feedback network with few training samples, the trained CSI feedback network is prone to overfitting to the first-stage CSI feedback. As a consequence, the interpolating network can not be trained properly from biased outputs from the trained CSI feedback network. Different from the SampleDL, the proposed IEFSF adopts joint training of CSI feedback and interpolation, leading to a stable feedback accuracy improvement with the increase of feedback bits.

We further compare the computational complexity of the proposed IEFSF with baselines. The computational complexity of all schemes with a fixed setting of feedback bits $B=256$ is shown in Table IV. From Table IV, the IEFSF and the SampleDL show computational efficiency over common DL-based CSI feedback schemes, i.e., CsiNet+, bi-ImCsiNet, and TransNet. This is because the SampleDL and the proposed IEFSF greatly reduce the CSI dimension for feedback before the CSI compression, such that the computational complexity can be significantly reduced. Further comparing the proposed IEFSF with the SampleDL, the proposed IEFSF has a significantly smaller time complexity than the SampleDL (i.e., 25.1 times smaller) at the cost of a slightly larger space complexity (i.e., 1.3 times larger than the SampleDL).

VI. CONCLUSION

This paper proposed a low-overhead incorporation-extrapolation based few-shot CSI feedback framework for FDD massive MIMO systems, namely the IEFSF. Through the incorporation-extrapolation CSI feedback scheme, the UE fed the low-dimensional eigenvector-based CSI formed with the incorporation process back to the BS and then the BS recovered the full-dimensional eigenvector-based CSI via the extrapolation process, which can significantly reduce the feedback overhead and computational complexity. To alleviate the necessity of the extensive collected samples and enable few-shot CSI feedback, a knowledge-driven data augmentation method was first proposed for CSI data augmentation by exploiting frequency domain correlations, which was demonstrated to be effective and easy to implement especially. Then, an AIGC-based data augmentation method exploiting the novel EGAN architecture was further proposed to improve the diversity of augmented data samples, which was shown to be effective and much more computationally efficient than existing AIGC-based data augmentation methods. Extensive experimental results and computational complexity analysis demonstrated the effectiveness of the proposed IEFSF in reducing CSI feedback overhead and computational complexity. Remarkably, even with only several hundreds of collected samples, the IEFSF can achieve high CSI feedback accuracy under both indoor and outdoor scenarios.

REFERENCES

- [1] E. G. Larsson, O. Edfors, F. Tufvesson, and T. L. Marzetta, "Massive MIMO for next generation wireless systems," *IEEE Commun. Mag.*, vol. 52, no. 2, pp. 186–195, Feb. 2014.
- [2] J. Feng, S. Ma, G. Yang, and H. V. Poor, "Impact of Antenna Correlation on Full-Duplex Two-Way Massive MIMO Relaying Systems," *IEEE Trans. Wireless Commun.*, vol. 17, no. 6, pp. 3572–3587, Jun. 2018.

TABLE IV
COMPUTATIONAL COMPLEXITY OF THE PROPOSED IEFSF AND BASELINES.

Component	CsiNet+		bi-ImCsiNet		TransNet		SampleDL		IEFSF	
	Params	FLOPs	Params	FLOPs	Params	FLOPs	Params	FLOPs	Params	FLOPs
Encoder (UE)	8.39 M	21.63 M	9.17 M	818.28 M	8.66 M	572.53 M	0.54 M	24.95 M	0.63 M	7.37 M
Decoder (BS)	8.48 M	727.38 M	285.96 M	285.97 M	8.73 M	572.59 M	0.53 M	10.50 M	0.64 M	7.37 M
Extrapolation Network (BS)	/	/	/	/	/	/	0.02 M	547.55 M	0.13 M	8.46 M
Whole Network	16.87 M	749.01 M	295.13 M	1104.25 M	17.39 M	1145.12 M	1.09 M	583.00 M	1.40 M	23.20 M

- [3] J. Feng, S. Ma, S. Aïssa, and M. Xia, "Two-way massive MIMO relaying systems with non-ideal transceivers: Joint power and hardware scaling," *IEEE Trans. Commun.*, vol. 67, no. 12, pp. 8273–8289, Dec. 2019.
- [4] W. Tan and S. Ma, "Antenna array topologies for mmWave massive MIMO systems: Spectral efficiency analysis," *IEEE Trans. Veh. Technol.*, vol. 71, no. 12, pp. 12901–12915, Dec. 2022.
- [5] X. Yang, S. Ma, and S. Jin, "Antenna selection for asymmetrical uplink and downlink transceivers in massive MIMO systems," *IEEE Trans. Wireless Commun.*, pp. 1–1, 2023.
- [6] B. Zhou, X. Yang, S. Ma, F. Gao, and G. Yang, "Pay less but get more: A dual-attention-based channel estimation network for massive MIMO systems with low-density pilots," *IEEE Trans. Wireless Commun.*, pp. 1–1, 2023.
- [7] D. J. Love, R. W. Heath, V. K. N. Lau, D. Gesbert, B. D. Rao, and M. Andrews, "An overview of limited feedback in wireless communication systems," *IEEE J. Sel. Areas Commun.*, vol. 26, no. 8, pp. 1341–1365, Oct. 2008.
- [8] C.-K. Wen, W.-T. Shih, and S. Jin, "Deep learning for massive MIMO CSI feedback," *IEEE Wireless Commun. Lett.*, vol. 7, no. 5, pp. 748–751, Oct. 2018.
- [9] J. Guo, C.-K. Wen, S. Jin, and G. Y. Li, "Convolutional neural network-based multiple-rate compressive sensing for massive MIMO CSI feedback: Design, simulation, and analysis," *IEEE Trans. Wireless Commun.*, vol. 19, no. 4, pp. 2827–2840, Apr. 2020.
- [10] X. Chen, C. Deng, B. Zhou, H. Zhang, G. Yang, and S. Ma, "High-accuracy CSI feedback with super-resolution network for massive MIMO systems," *IEEE Wireless Commun. Lett.*, vol. 11, no. 1, pp. 141–145, Jan. 2022.
- [11] Y. Cui, A. Guo, and C. Song, "TransNet: Full attention network for CSI feedback in FDD massive MIMO system," *IEEE Wireless Commun. Lett.*, vol. 11, no. 5, pp. 903–907, May 2022.
- [12] A. Vaswani, N. Shazeer, N. Parmar, J. Uszkoreit, L. Jones, A. N. Gomez, L. Kaiser, and I. Polosukhin, "Attention is all you need," in *Proc. NIPS*, May 2017, pp. 5998–6008.
- [13] J. Wang, G. Gui, T. Ohtsuki, B. Adebisi, H. Gacanin, and H. Sari, "Compressive sampled CSI feedback method based on deep learning for FDD massive MIMO systems," *IEEE Trans. Commun.*, vol. 69, no. 9, pp. 5873–5885, Sep. 2021.
- [14] 3GPP, "NR; Physical layer procedures for data," *3GPP, Sophia Antipolis, France, TS 38.214 V17.1.0*, May 2022.
- [15] M. Chen, J. Guo, C.-K. Wen, S. Jin, G. Y. Li, and A. Yang, "Deep learning-based implicit CSI feedback in massive MIMO," *IEEE Trans. Commun.*, vol. 70, no. 2, pp. 935–950, Feb. 2022.
- [16] W. Liu, W. Tian, H. Xiao, S. Jin, X. Liu, and J. Shen, "EVCsiNet: Eigenvector-based CSI feedback under 3GPP link-level channels," *IEEE Wireless Commun. Lett.*, vol. 10, no. 12, pp. 2688–2692, Dec. 2021.
- [17] H. Shen, L. Zhao, F. Wang, and Y. Cao, "MixerNet: Deep learning for eigenvector-based CSI feedback," in *Proc. WCSP*, Nov. 2022, pp. 1167–1171.
- [18] H. Xiao, Z. Wang, D. Li, W. Tian, X. Liu, W. Liu, S. Jin, J. Shen, Z. Zhang, and N. Yang, "AI enlightens wireless communication: A transformer backbone for CSI feedback," *arXiv:2206.07949*, Jun. 2022.
- [19] Z. Liu and Z. Ding, "Training deep learning models for massive MIMO CSI feedback with small datasets in new environments," *arXiv:2211.14785*, Nov. 2022.
- [20] OpenAI, "Introducing ChatGPT." [Online]. Available: <https://openai.com/blog/chatgpt>.
- [21] A. Ramesh, P. Dhariwal, A. Nichol, C. Chu, and M. Chen, "Hierarchical text-conditional image generation with CLIP latents," *arXiv:2204.06125*, Apr. 2022.
- [22] R. Rombach, A. Blattmann, D. Lorenz, P. Esser, and B. Ommer, "High-resolution image synthesis with latent diffusion models," in *Proc. IEEE/CVF CVPR*, Jun. 2022, pp. 10674–10685.
- [23] Y. Cao, S. Li, Y. Liu, Z. Yan, Y. Dai, P. S. Yu, and L. Sun, "A comprehensive survey of AI-generated content (AIGC): A history of generative AI from GAN to ChatGPT," *arXiv:2303.04226*, Mar. 2023.
- [24] J. Wu, W. Gan, Z. Chen, S. Wan, and H. Lin, "AI-generated content (AIGC): A survey," *arXiv:2304.06632*, Mar. 2023.
- [25] A. Galashov, J. S. Merel, and N. Heess, "Data augmentation for efficient learning from parametric experts," in *Proc. NeurIPS*, Dec. 2022, pp. 31484–31496.
- [26] Y. Chen, Z. Yan, and Y. Zhu, "A unified framework for generative data augmentation: A comprehensive survey," *arXiv:2310.00277*, Sep. 2023.
- [27] Z. Yang, F. Zhan, K. Liu, M. Xu, and S. Lu, "AI-generated images as data source: The dawn of synthetic era," *arXiv:2310.01830*, Oct. 2023.
- [28] Y. Yang, Y. Li, W. Zhang, F. Qin, P. Zhu, and C.-X. Wang, "Generative-adversarial-network-based wireless channel modeling: Challenges and opportunities," *IEEE Commun. Mag.*, vol. 57, no. 3, pp. 22–27, Mar. 2019.
- [29] H. Ye, L. Liang, G. Y. Li, and B.-H. Juang, "Deep learning-based end-to-end wireless communication systems with conditional GANs as unknown channels," *IEEE Trans. Wireless Commun.*, vol. 19, no. 5, pp. 3133–3143, Feb. 2020.
- [30] H. Xiao, W. Tian, W. Liu, and J. Shen, "ChannelGAN: Deep learning-based channel modeling and generating," *IEEE Wireless Commun. Lett.*, vol. 11, no. 3, pp. 650–654, Mar. 2022.
- [31] Y. Li, R. Zhang, J. Lu, and E. Shechtman, "Few-shot image generation with elastic weight consolidation," in *Proc. NeurIPS*, Dec. 2020, pp. 15885–15896.
- [32] T. Chen, J. Guo, S. Jin, C.-K. Wen, and G. Y. Li, "A novel quantization method for deep learning-based massive MIMO CSI feedback," in *Proc. IEEE GlobSIP*, Nov. 2019, pp. 1–5.
- [33] B. Zhou, S. Ma, and G. Yang, "Transformer-based CSI feedback with hybrid learnable non-uniform quantization for massive MIMO systems," in *Proc. WOCN*, May 2023, pp. 1–5.
- [34] M. Wang, F. Gao, N. Shlezinger, M. F. Flanagan, and Y. C. Eldar, "A block sparsity based estimator for mmWave massive MIMO channels with beam squint," *IEEE Trans. Signal Process.*, vol. 68, pp. 49–64, Jan. 2020.
- [35] K. He, X. Zhang, S. Ren, and J. Sun, "Deep residual learning for image recognition," in *Proc. IEEE/CVF CVPR*, Jun. 2016, pp. 770–778.
- [36] J. L. Ba, J. R. Kiros, and G. E. Hinton, "Layer normalization," *arXiv:1607.06450*, Jul. 2016.
- [37] D. P. Kingma and J. Ba, "Adam: A method for stochastic optimization," in *Proc. ICLR*, May 2015. [Online]. Available: <http://arxiv.org/abs/1412.6980>.
- [38] T. R. Shaham, T. Dekel, and T. Michaeli, "Singan: Learning a generative model from a single natural image," in *Proc. IEEE/CVF CVPR*, 2019, pp. 4570–4580.
- [39] S. Ioffe and C. Szegedy, "Batch normalization: Accelerating deep network training by reducing internal covariate shift," in *Proc. ICML*, Jul. 2015, pp. 448–456.
- [40] T. Miyato, T. Kataoka, M. Koyama, and Y. Yoshida, "Spectral normalization for generative adversarial networks," in *Proc. ICLR*, Apr. 2018. [Online]. Available: <https://openreview.net/forum?id=B1QRgziT->
- [41] M. Arjovsky, S. Chintala, and L. Bottou, "Wasserstein GAN," *arXiv:1701.07875*, Dec. 2017.
- [42] C. Villani *et al.*, *Optimal transport: Old and new*. Springer, 2009, vol. 338.
- [43] I. Gulrajani, F. Ahmed, M. Arjovsky, V. Dumoulin, and A. Courville, "Improved training of Wasserstein GANs," in *Proc. NIPS*, Dec. 2017, pp. 5767–5777.
- [44] A. Alkhateeb, "DeepMIMO: A generic deep learning dataset for millimeter wave and massive MIMO applications," *arXiv:1902.06435*, Feb. 2019.
- [45] Remcom, "Wireless Insite." [Online]. Available: <http://www.remcom.com/wireless-insite>.