

# Partial Information in a Mean-Variance Portfolio Selection Game

Yu-Jui Huang\*

Li-Hsien Sun†

January 15, 2025

## Abstract

This paper considers finitely many investors who perform mean-variance portfolio selection under relative performance criteria. That is, each investor is concerned about not only her terminal wealth, but how it compares to the average terminal wealth of all investors. At the *inter-personal* level, each investor selects a trading strategy in response to others' strategies. This selected strategy additionally needs to yield an equilibrium *intra-personally*, so as to resolve time inconsistency among the investor's current and future selves (triggered by the mean-variance objective). A Nash equilibrium we look for is thus a tuple of trading strategies under which every investor achieves her intra-personal equilibrium simultaneously. We derive such a Nash equilibrium explicitly in the idealized case of full information (i.e., the dynamics of the underlying stock is perfectly known) and semi-explicitly in the realistic case of partial information (i.e., the stock evolution is observed, but the expected return of the stock is not precisely known). The formula under partial information consists of the myopic trading and intertemporal hedging terms, both of which depend on an additional state process that serves to filter the true expected return and whose influence on trading is captured by a degenerate Cauchy problem. Our results identify that relative performance criteria can induce *downward self-reinforcement* of investors' wealth—if every investor suffers a wealth decline simultaneously, then everyone's wealth tends to decline further. This phenomenon, as numerical examples show, is negligible under full information but pronounced under partial information.

**MSC (2020):** 91G45, 91A80, 93E11

**Keywords:** mean-variance portfolio selection, relative performance criteria, partial information, filtering, regime switching, soft inter-personal equilibria

## 1 Introduction

Investors in practice make trading decisions under partial information: they observe the evolution of a stock, but do not know the precise stock dynamics. When evaluating their trading decisions, investors commonly compare their investment performance relatively to others'. This paper strives to elucidate how the blending of these two, partial information and relative evaluation, changes each investor's trading decision and affects the overall wealth accumulation of all investors.

We consider  $N \in \mathbb{N}$  investors (e.g., fund managers) who trade a stock  $S$  on a finite time horizon  $T > 0$ , subject to a *relative performance criterion* in the spirit of Espinosa and Touzi [9] and Lacker and Zariphopoulou [20]. That is, when choosing her trading strategy  $\pi_i$ , investor  $i$  ( $i = 1, \dots, N$ )

---

\*Department of Applied Mathematics, University of Colorado, Boulder, CO 80309-0526, USA, email: yujui.huang@colorado.edu. Partially supported by National Science Foundation (DMS-2109002).

†Graduate Institute of Statistics, National Central University, Taiwan, email: lihsiensun@ncu.edu.tw. Partially supported by National Science and Technology Council (NSTC-112-2628-M-008-002-MY3).

is concerned about not only her terminal wealth  $X_i(T)$ , but also how it compares to the average wealth of all investors  $\bar{X}(T) := \frac{1}{N} \sum_{i=1}^N X_i(T)$  (i.e., the relative performance), thereby considering the mixed performance  $\mathcal{P}_i(T) := (1 - \lambda_i)X_i(T) + \lambda_i(X_i(T) - \bar{X}(T)) = X_i(T) - \lambda_i\bar{X}(T)$  for some  $\lambda_i \in [0, 1)$ . In [9] and [20], each investor chooses  $\pi_i$  by maximizing expected utility of  $\mathcal{P}_i(T)$  given others' strategies  $\{\pi_j\}_{j \neq i}$ , and a resulting Nash equilibrium  $(\pi_1^*, \pi_2^*, \dots, \pi_N^*)$  for this  $N$ -player game is derived. By contrast, we assume that each investor selects  $\pi_i$  under a mean-variance objective associated with  $\mathcal{P}_i(T)$ ; see (2.7) below.

As a mean-variance objective induces time inconsistency, what constitutes a Nash equilibrium is nontrivial. As explained in Huang and Zhou [16], in a game where players have time-inconsistent preferences, two levels of game-theoretic reasoning are intertwined. At the *inter-personal* level, each player selects an action in response to other players' chosen strategies. The selected action, importantly, has to be an equilibrium at the *intra-personal* level, so as to resolve time inconsistency among this player's current and future selves. Hence, we say  $(\pi_1^*, \pi_2^*, \dots, \pi_N^*)$  is a Nash equilibrium, if for every  $i = 1, \dots, N$ ,  $\pi_i^*$  is investor  $i$ 's intra-personal equilibrium given others' strategies  $\{\pi_j^*\}_{j \neq i}$ —namely, every player achieves her intra-personal equilibrium simultaneously (Definition 2.2).

We focus on investigating how a Nash equilibrium  $(\pi_1^*, \pi_2^*, \dots, \pi_N^*)$  changes from the idealized case of full information (where investors know the precise dynamics of  $S$ ) to the realistic one of partial information (where investors only observe the evolution of  $S$ ). For concreteness, we assume that under partial information, investors do not know precisely the expected return  $\mu$  of  $S$ , except that it has two possible values  $\mu_1, \mu_2 \in \mathbb{R}$  (with  $\mu_1 > \mu_2$ ). Our analysis breaks into two distinct scenarios: (i)  $\mu \in \mathbb{R}$  is a fixed constant, and investors attempt to infer the true value of  $\mu$  between  $\mu_1$  and  $\mu_2$ ; (ii)  $\mu = \mu(M(t))$ , where  $M$  is a two-state continuous-time Markov chain, and investors attempt to infer the recurring changes of  $\mu$  between  $\mu(1) = \mu_1$  and  $\mu(2) = \mu_2$ . The first scenario applies to the stock of a company with unreported innovation (Koh and Reeb [19]), for which investors need to infer if an innovation has raised the expected return from  $\mu_2$  to  $\mu_1$ . The second scenario, on the other hand, models the repeated shifts between a bull and a bear market.

As baselines of our analysis, Theorem 2.1 (resp. Theorem 3.1) presents an explicit Nash equilibrium  $(\pi_1^*, \pi_2^*, \dots, \pi_N^*)$  under full information (i.e., when  $\mu$  is perfectly known). These results are already new to the literature. The former generalizes the extended Hamilton-Jacobi-Bellman (HJB) equation in Björk et al. [3, Section 10], derived for the classical mean-variance problem of one single agent, to the current multi-player setting. The latter further integrates the regime-switching framework of [28] into our multi-player extended HJB equation.

When  $\mu \in \mathbb{R}$  is an unknown constant, investors compute the probability of  $\mu = \mu_1$  conditioned on the observed evolution of  $S$  by the current time  $u \in [0, T]$ ; see (2.17) below. By the theory of nonlinear filtering, this posterior probability, denoted by  $P(u)$ , satisfies a stochastic differential equation (SDE), i.e., (2.20) below, that involves only known model parameters (such as  $\mu_1, \mu_2 \in \mathbb{R}$ ); see Lemma 2.2. This allows the original dynamics of  $S$ , which involves the unknown  $\mu$ , to be expressed equivalently in terms of the observable process  $P$ , so that portfolio selection can be made based on the joint observation  $(s, p) = (S(u), P(u))$ . The additional state process  $P$  complicates the search for a Nash equilibrium. To fully capture the dependence on  $p = P(u)$ , we need the solutions to two Cauchy problems, one of which depends on the derivative of the other; see (2.30) and (2.39) below (with  $\eta \equiv 0$ ). As the first Cauchy problem is degenerate, we approximate it by uniformly elliptic equations, following Heath and Schweizer [12], to show that it has a unique classical solution with a concrete stochastic representation. By analyzing the  $L^2$ -derivative of the process  $P$  with respect to (w.r.t.) its initial value  $P(u) = p$  (introduced in Friedman [11]), we further find that the partial derivative of the unique classical solution w.r.t.  $p$  is bounded and also admits a concrete stochastic representation; see Lemma 2.3 and its proof in Section A.3. For the second Cauchy problem, also degenerate, a unique solution and its stochastic representation are constructed by

similar arguments (Corollary 2.1). Ultimately, by solving the extended HJB equation for the  $N$  investors, which is a coupled system of  $2N$  partial differential equations (PDEs), we obtain a Nash equilibrium  $(\pi_1^*, \pi_2^*, \dots, \pi_N^*)$  and the corresponding value functions in semi-explicit forms, in terms of the solutions to the two Cauchy problems; see Theorem 2.2 for details.

In the second scenario where  $\mu = \mu(M(u))$  alternates between  $\mu_1$  and  $\mu_2$  behind the scenes, investors compute the probability of  $\mu(M(u)) = \mu_1$  (i.e.,  $M(u) = 1$ ) conditioned on the observed evolution of  $S$  by the current time  $u \in [0, T]$ ; see (3.10) below. Arguments for the previous scenario can then be similarly carried out. Specifically, the above posterior probability, denoted again by  $P(u)$ , also satisfies an SDE—in fact, it is the one in the previous scenario plus a drift term (i.e., (3.13) below); see Lemma 3.1. This drift term shows up in the aforementioned Cauchy problems, as an additional coefficient of the first derivative w.r.t.  $p$ . Solving the  $N$ -player extended HJB equation then yields the same formulas as before (for a Nash equilibrium and the corresponding value functions), except that the involved Cauchy problems contain a new term induced by the added drift; see Theorem 3.2 for details.

Our study admits several interesting financial implications. First, our results extend the interpretation of *myopic trading* and *intertemporal hedging* in Basak and Chabakauri [2], where the mean-variance problem is studied for a single investor with full information, to the case of multiple investors (connected via relative performance criteria) with partial information. At any time  $u \in [0, T]$ , the current value  $p = P(u)$  of the posterior probability process gives an estimate of the unknown  $\mu$ , i.e.,  $\theta(p) := p\mu_1 + (1 - p)\mu_2$ . Myopic trading is an investment decision that (blindly) treats the estimate  $\theta(p)$  as the true value of  $\mu$ , while intertemporal hedging serves to make corrections by hedging against the fluctuations in the estimate (or, the fluctuations in  $P(\cdot)$ ). These two kinds of trading correspond precisely to the two terms of  $\pi_i^*$  in (2.42) below, the equilibrium trading strategy we derive. Relative performance criteria further modify the size of myopic trading and intertemporal hedging by reshaping investors' risk appetite: each investor now considers not only her own risk aversion coefficient but all other investors'. See the discussions below Remark 2.6 as well as Remark 2.7 for details.

Second, the above interpretation suggests that intertemporal hedging is dominant over myopic trading (or vice versa) if the posterior probability process  $P(\cdot)$  is volatile (or stable). The two scenarios of  $\mu$  offer perfect illustrations. In the case of a constant  $\mu$ , as  $P(\cdot)$  satisfies a driftless SDE (i.e., (2.20) below), which may oscillate wildly between 0 and 1, a large intertemporal hedging term is expected to hedge against the strong fluctuations in  $P(\cdot)$ . In the case of an alternating  $\mu$ ,  $P(\cdot)$  instead satisfies a mean-reverting SDE (i.e., (3.13) below). A small intertemporal hedging term is then expected, as the oscillation of  $P(\cdot)$  is dampened by its tendency to return to a mean level between 0 and 1. Numerical examples in Section 4.1 confirm our intuition: when  $\mu$  is constant (resp. alternating), intertemporal hedging (resp. myopic trading) dominantly dictates the wealth process  $X_i$ . Besides numerical illustrations, we also prove that the intertemporal hedging term contains the aforementioned  $L^2$ -derivative of  $P(\cdot)$  w.r.t. the initial value  $p = P(t)$ , which measures how intensely  $P$  will oscillate on  $[t, T]$ . This allows us to quantitatively estimate intertemporal hedging from a given dynamics of  $P(\cdot)$ ; see the discussion below Remark 2.8.

Third, considering relative performance encourages “downward self-reinforcement” of investors' wealth, and it is amplified under partial information. As discussed in Section 4.2, the attempt to reduce the variance of  $X_i(T) - \lambda_i \bar{X}(T)$ , with  $\lambda_i > 0$ , encourages comovement of  $X_i$  and  $\bar{X}$ , which in turn suggests *self-reinforcement* of investors' wealth: if all wealth processes  $\{X_i\}_{i=1}^N$  simultaneously fall (resp. rise), such that so does  $\bar{X}$ , all of  $\{X_i\}_{i=1}^N$  will tend to fall (resp. rise) further. Since a sharp simultaneous drop of all investors' wealth is more likely when there is a misbelief of the  $\mu$  value among investors, partial information is expected to make *downward* self-reinforcement more frequent and intense. Indeed, Figure 4 shows that under partial information, investors' wealth

can fall sharply simultaneously and the consideration of relative performance further reduces all investors' wealth significantly; under full information, such sharp simultaneous declines of wealth do not exist and considering relative performance has a negligible effect. To the best of our knowledge, the way partial information and relative performance criteria jointly impact investors' wealth has not been identified before.

Finally, there are implications for systemic risk worth further investigation. As explained in Shleifer and Vishny [26] and Duarte and Eisenbach [8], systemic risk commonly unfolds as fire-sale spillovers. In particular, a mutual fund or a hedge fund resorts to fire sales (i.e., quickly selling securities held in its portfolio) when it faces significant capital withdrawals by its shareholders; see Coval and Stafford [6]. As trading decisions are practically made under partial information, fund managers' consideration of relative performance may markedly reduce fund values due to "downward self-reinforcement" just discussed. With lower fund values, an initial fire sale can occur more easily, when shareholders of a fund rush to redeem their investment once they see the fund value fall below a certain threshold; the ensuing spillovers are likely more devastating, as other funds are more vulnerable now due to smaller balances. This seemingly suggests that fund managers' consideration of relative performance may exacerbate fire-sale spillovers. Certainly, a thorough examination is needed and we point out several future directions at the end of Section 4.3.

The rest of the paper is organized as follows. Section 2 focuses on constant investment opportunities (i.e.,  $\mu$  is constant). For  $N$  investors who consider a mean-variance objective with a relative performance criterion, we derive a Nash equilibrium under full information (Section 2.1) and under partial information (Section 2.2). Section 3 focuses on alternating investment opportunities (i.e.,  $\mu$  is alternating) and a Nash equilibrium for the  $N$  investors is again derived under full information (Section 3.1) and under partial information (Section 3.2). Section 4 discusses the financial implications, including myopic trading and intertemporal hedging (Section 4.1), downward self-reinforcement (Section 4.2), and systemic risk (Section 4.3). The appendices collect proofs.

## 2 The Case of Constant Investment Opportunities

Let  $(\Omega, \mathcal{F}, \mathbb{P})$  be a probability space that is equipped with a filtration  $\{\mathcal{F}_t\}_{t \geq 0}$  satisfying the usual conditions and supports a standard Brownian motion  $W$ . Consider a financial market with a riskfree rate  $r \geq 0$  and a stock price process  $S$  given by

$$dS(u) = \mu S(u)du + \sigma S(u)dW(u), \quad u \geq t, \quad S(t) = s > 0, \quad (2.1)$$

for any  $t \geq 0$  and  $s > 0$ , where  $\mu \in \mathbb{R}$  and  $\sigma > 0$  are fixed constants. Given a fixed time horizon  $T > 0$ , suppose that there are  $N \in \mathbb{N}$  investors (e.g., fund managers) trading the stock  $S$ . For each  $i = 1, \dots, N$ , investor  $i$  decides the amount of wealth  $\pi_i(u)$  to invest in  $S$  at every time  $u \in [t, T]$ . We say  $\pi_i : \Omega \times [0, T] \rightarrow \mathbb{R}$  is an *admissible* trading strategy if it is progressively measurable and satisfies  $\mathbb{E} \int_0^T |\pi_i(u)|^2 du < \infty$ . We will denote by  $\mathcal{A}$  the set of all admissible trading strategies.

### 2.1 Analysis under Full Information

Assume that the dynamics of  $S$  in (2.1) (i.e.,  $\mu \in \mathbb{R}$  and  $\sigma > 0$ ) is fully known. Hence, for any  $i = 1, \dots, N$  and  $\pi_i \in \mathcal{A}$ , the wealth process of investor  $i$  at time  $t \in [0, T]$  is

$$dX_i(u) = (rX_i(u) + \pi_i(u)(\mu - r))du + \pi_i(u)\sigma dW(u), \quad u \in [t, T], \quad X_i(t) = x_i \in \mathbb{R}. \quad (2.2)$$

For convenience, we will often write

$$\mathbf{x} = (x_1, \dots, x_N) \in \mathbb{R}^N, \quad \boldsymbol{\pi} = (\pi_1, \dots, \pi_N) \in \mathcal{A}^N, \quad \text{and} \quad \mathbf{X} = (X_1, \dots, X_N).$$

By taking  $\bar{\pi}(u) := \frac{1}{N} \sum_{j=1}^N \pi_j(u)$  and  $\bar{x} := \frac{1}{N} \sum_{j=1}^N x_j$ , the average wealth  $\bar{X} := \frac{1}{N} \sum_{j=1}^N X_j$  satisfies

$$d\bar{X}(u) = (r\bar{X}(u) + \bar{\pi}(u)(\mu - r))du + \bar{\pi}(u)\sigma dW(u), \quad u \in [t, T], \quad \bar{X}(t) = \bar{x}. \quad (2.3)$$

Suppose that each investor considers mean-variance portfolio selection under a relative performance criterion. Specifically, in line with [9, 20], investor  $i$ , for all  $i = 1, \dots, N$ , is concerned about not only the terminal wealth  $X_i(T)$  but also how it compares relatively to the average wealth of all investors  $\bar{X}(T)$ , thereby considering a mixed performance criterion

$$(1 - \lambda_i)X_i(T) + \lambda_i(X_i(T) - \bar{X}(T)) = X_i(T) - \lambda_i\bar{X}(T), \quad (2.4)$$

where  $\lambda_i \in [0, 1)$  is the weight for the relative component  $X_i(T) - \bar{X}(T)$  assigned by investor  $i$ .

**Remark 2.1.** For each  $i = 1, 2, \dots, N$ , define  $\bar{x}_{(-i)} := \frac{1}{N} \sum_{j=1, \dots, N, j \neq i} x_j$ ,

$$\bar{X}_{(-i)}(u) := \frac{1}{N} \sum_{j=1, \dots, N, j \neq i} X_j(u) \quad \text{and} \quad \bar{\pi}_{(-i)}(u) := \frac{1}{N} \sum_{j=1, \dots, N, j \neq i} \pi_j(u), \quad \forall u \in [0, T].$$

Then, the mixed performance criterion (2.4) can be rewritten as

$$\left(1 - \frac{\lambda_i}{N}\right) X_i(T) - \lambda_i \bar{X}_{(-i)}(T) \quad (2.5)$$

and the dynamics of  $\bar{X}_{(-i)}$ , similarly to (2.3), is given by

$$d\bar{X}_{(-i)}(u) = (r\bar{X}_{(-i)}(u) + \bar{\pi}_{(-i)}(u)(\mu - r))du + \bar{\pi}_{(-i)}(u)\sigma dW(u), \quad u \in [t, T], \quad \bar{X}(t) = \bar{x}_{(-i)}. \quad (2.6)$$

The formulations (2.5)-(2.6) will be useful for proving some of our main results; see Appendix B.

Now, for each  $i = 1, \dots, N$ , given the current time  $t \in [0, T]$  and wealth levels  $\mathbf{x} = (x_1, \dots, x_N) \in \mathbb{R}^N$ , as well as the trading strategies of the other  $N - 1$  investors (i.e.,  $\pi_j \in \mathcal{A}$  for all  $j \neq i$ ), investor  $i$  looks for a trading strategy  $\pi_i \in \mathcal{A}$  that maximizes the mean-variance objective

$$J_i(t, \mathbf{x}, \bar{\pi}_{(-i)}, \pi_i) := \mathbb{E}^{t, \mathbf{x}} [X_i(T) - \lambda_i^M \bar{X}(T)] - \frac{\gamma_i}{2} \text{Var}^{t, \mathbf{x}} [X_i(T) - \lambda_i^V \bar{X}(T)], \quad (2.7)$$

where the superscript “ $t, \mathbf{x}$ ” denotes conditioning on  $\mathbf{X}(t) = \mathbf{x}$  and  $\gamma_i > 0$  is the risk aversion parameter for the  $i$ -th investor. We allow the possibility of two distinct weights  $\lambda_i^M, \lambda_i^V \in [0, 1)$  for the relative component—one for the mean part and the other for the variance part.

Our goal is to find a Nash equilibrium  $\boldsymbol{\pi} = (\pi_1, \dots, \pi_N) \in \mathcal{A}^N$  for this  $N$ -player game. Because a mean-variance objective is known to induce time inconsistency, how a Nash equilibrium should be defined requires a deeper thought. As elaborated in [16], in a dynamic game where players have time-inconsistent preferences, there are two intertwined levels of game-theoretic reasoning. At the *inter-personal* level, each player selects an action in response to other players’ chosen strategies. The selected action, importantly, has to be an equilibrium at the *intra-personal* level (i.e., among the player’s current and future selves), so as to resolve time inconsistency psychologically within the player. With this in mind, let us first introduce Markov trading strategies.

**Definition 2.1.** We say  $\boldsymbol{\pi} = (\pi_1, \dots, \pi_N) \in \mathcal{A}^N$  is Markov w.r.t. a process  $Y : [0, T] \times \Omega \rightarrow \mathbb{R}^\ell$ , with  $\ell \in \mathbb{N}$ , if for any  $i = 1, \dots, N$ , there exists a Borel measurable  $\xi_i : [0, T] \times \mathbb{R}^\ell \rightarrow \mathbb{R}$  such that  $\pi_i(t) = \xi_i(t, Y(t))$  for a.e.  $t \in [0, T]$  a.s. We will write  $\pi_i$  and  $\xi_i$  interchangeably.

Given two Markov  $\pi, \theta \in \mathcal{A}^N$  w.r.t. an  $\mathbb{R}^\ell$ -valued process  $Y$  and  $s \in (0, T)$ , we can define the concatenation of  $\theta$  and  $\pi$  at time  $s$ , denoted by  $\theta \otimes_s \pi = (\theta_1 \otimes_s \pi_1, \dots, \theta_N \otimes_s \pi_N)$ , as

$$(\theta_i \otimes_s \pi_i)(t, y) := \begin{cases} \theta_i(t, y), & \text{for } 0 \leq t < s, \ y \in \mathbb{R}^\ell, \\ \pi_i(t, y), & \text{for } s \leq t \leq T, \ y \in \mathbb{R}^\ell, \end{cases} \quad \forall i = 1, \dots, N. \quad (2.8)$$

Note that  $\theta \otimes_s \pi \in \mathcal{A}^N$  is Markov w.r.t.  $Y$  by construction.

**Definition 2.2.** We say  $\pi^* = (\pi_1^*, \dots, \pi_N^*) \in \mathcal{A}^N$  is a Nash equilibrium for the  $N$ -player game (2.7), subject to the dynamics  $\mathbf{X} = (X_1, \dots, X_N)$  in (2.2), if  $\pi^*$  is Markov w.r.t.  $\mathbf{X}$  and for any  $(t, \mathbf{x}) \in [0, T) \times \mathbb{R}^N$  and Markov  $\pi = (\pi_1, \dots, \pi_N) \in \mathcal{A}^N$  w.r.t.  $\mathbf{X}$ ,

$$\liminf_{h \downarrow 0} \frac{J_i(t, \mathbf{x}, \bar{\pi}_{(-i)}^*, \pi_i^*) - J_i(t, \mathbf{x}, \bar{\pi}_{(-i)}^*, \pi_i \otimes_{t+h} \pi_i^*)}{h} \geq 0, \quad \forall i = 1, \dots, N. \quad (2.9)$$

Condition (2.9) extends the standard definition of an intra-personal equilibrium for one single agent (see e.g., Björk et al. [3, 4]) to a setup with multiple agents. When the other  $N - 1$  players' strategies  $(\pi_1^*, \dots, \pi_{i-1}^*, \pi_{i+1}^*, \pi_N^*)$  are fixed, (2.9) states that at any time and state  $(t, \mathbf{x})$ , as long as the  $i$ -th investor's future selves will employ the strategy  $\pi_i^*$ , her current self cannot be better off by using any other strategy  $\pi_i$ . That is,  $\pi_i^*$  is an equilibrium *intra-personally* for the  $i$ -th investor. A Nash equilibrium under Definition 2.2, as a result, stipulates that every investor achieves her own intra-personal equilibrium *simultaneously*, given the other players' strategies. This corresponds precisely to the notion “soft inter-personal equilibrium” in [16, Definition 2.3].

There is a stronger notion of a Nash equilibrium, i.e., “sharp inter-personal equilibrium” in [16, Definition 2.6], for a game where players have time-inconsistent preferences. It requires every player to attain her *optimal* intra-personal equilibrium (instead of an arbitrary one, as is required by a soft inter-personal equilibrium) simultaneously. In [16], a sharp inter-personal equilibrium is shown to exist in a Dynkin game, relying on the definition and characterization of an optimal intra-personal equilibrium under optimal stopping in [14, 15, 13]. For mean-variance portfolio selection, there is no consensus on how to compare different intra-personal equilibria and define an optimal one accordingly. We thus stay with the notion “soft inter-personal equilibrium” in Definition 2.2.

To precisely characterize a Nash equilibrium as in Definition 2.2, we consider the constants

$$\kappa_i := \frac{1}{\gamma_i} \left(1 - \frac{\lambda_i^V}{N}\right)^{-1} \left(1 - \frac{\lambda_i^M}{N}\right) > 0 \quad i = 1, \dots, N, \quad (2.10)$$

$$\bar{\kappa} := \frac{1}{N} \sum_{j=1, \dots, N} \kappa_j \quad \text{and} \quad \bar{\lambda}^V := \frac{1}{N} \sum_{j=1, \dots, N} \lambda_j^V. \quad (2.11)$$

**Theorem 2.1.** A Nash equilibrium  $\pi^* = (\pi_1^*, \dots, \pi_N^*) \in \mathcal{A}^N$  for the  $N$ -player game (2.7), subject to the wealth dynamics (2.2), is given by

$$\pi_i^*(t) = e^{-r(T-t)} \frac{\mu - r}{\sigma^2} \left( \kappa_i + \frac{\lambda_i^V}{1 - \bar{\lambda}^V} \bar{\kappa} \right), \quad \forall i = 1, \dots, N. \quad (2.12)$$

Moreover, the value function under the Nash equilibrium  $\pi^*$  is

$$V_i(t, \mathbf{x}) = e^{r(T-t)} \left( x_i - \frac{\lambda_i^M}{N} \bar{x} \right) + (T - t) N_i, \quad \forall i = 1, \dots, N. \quad (2.13)$$

where

$$N_i := \left( \frac{\mu - r}{\sigma} \right)^2 \left\{ \left( \kappa_i + \frac{\lambda_i^V - \lambda_i^M}{1 - \bar{\lambda}^V} \bar{\kappa} \right) - \frac{\gamma_i}{2} \left( \frac{2\lambda_i^V}{1 - \bar{\lambda}^V} \left( 1 - \frac{\lambda_i^V}{N} \right) \bar{\kappa} + \left( 1 - \frac{2\lambda_i^V}{N} \right) \kappa_i \right)^2 \right\}. \quad (2.14)$$



The proof of Theorem 2.1 is relegated to Section B.4.

**Remark 2.2.** If  $\lambda_i^M = \lambda_i^V = 0$  (i.e., relative performance is disregarded),  $\frac{\mu-r}{\sigma^2}(\kappa_i + \frac{\lambda_i^V}{1-\lambda^V}\bar{\kappa})$  in (2.12) reduces to  $\frac{\mu-r}{\sigma^2\gamma_i}$ , i.e.,  $\pi_i^*(t)$  becomes the intra-personal equilibrium strategy in Basak and Chabakauri [2] for the classical mean-variance problem of a single investor. In other words, the constant  $1/\gamma_i$  in the single-agent case is replaced by a linear combination of  $\{1/\gamma_j\}_{j=1}^N$  in our multi-agent case, where the involved constant coefficients depend on  $\{\lambda_j^M\}_{j=1}^N$  and  $\{\lambda_j^V\}_{j=1}^N$ .

**Remark 2.3.** When  $\lambda_i^M = \lambda_i^V = \lambda$  for all  $i = 1, \dots, N$  and  $r = 0$ ,  $\pi_i^*(t)$  in (2.12) simplifies to

$$\pi_i^* = \frac{1}{1-\lambda} \frac{\mu-r}{\sigma^2} \left( (1-\lambda)\gamma_i^{-1} + \lambda\bar{\gamma}_N^{(-1)} \right), \quad \forall i = 1, \dots, N, \quad (2.15)$$

with  $\bar{\gamma}_N^{(-1)} := \frac{1}{N} \sum_{j=1}^N \gamma_j^{-1}$ . This is comparable to [9, Proposition 3.6], where

$$\hat{\pi}_i = \frac{1}{1-\lambda} \frac{\mu-r}{\sigma^2} \left( \left( 1 - \frac{\lambda N}{N+\lambda-1} \right) \gamma_i^{-1} + \frac{\lambda N}{N+\lambda-1} \bar{\gamma}_N^{(-1)} \right), \quad \forall i = 1, \dots, N, \quad (2.16)$$

is an equilibrium trading strategy of investor  $i$ , who aims at maximizing her expected utility under an exponential utility function, i.e.,  $\mathbb{E}[-\exp\{-\gamma_i(X_i(T) - \lambda\bar{X}(T))\}]$ . While  $\pi_i^*$  and  $\hat{\pi}_i$  both take the form of  $\frac{1}{1-\lambda} \frac{\mu-r}{\sigma^2}$  multiplied by a convex combination of  $\gamma_i^{-1}$  and  $\bar{\gamma}_N^{(-1)}$ , the coefficients of the convex combination in (2.16) depend on  $N$ , the number of investors, and those in (2.15) do not.<sup>1</sup>

## 2.2 Analysis under Partial Information

In practice, while investors observe the evolution of  $S$  in (2.1), they rarely know its precise dynamics. As a concrete illustration, we assume that there are two possible values  $\mu_1$  and  $\mu_2$  (with  $\mu_1 > \mu_2$ ) for the expected return  $\mu \in \mathbb{R}$  in (2.1) and investors do not know which one is the true value, while the volatility coefficient  $\sigma > 0$  in (2.1) is assumed to be known to all investors.<sup>2</sup> Our setup is suitable for modeling companies with unreported innovation: even when it is known that an innovation can improve a company's expected return from  $\mu_2$  to  $\mu_1$ , investors usually have no idea the progress of the innovation or whether the company has taken the initiative at all. Indeed, more than half of the NYSE-listed firms do not report research and development [19] and European firms file patents for less than 36% (resp. 25%) of product innovations (resp. process innovations) [1].

As the true value of  $\mu$  is unknown, the Nash equilibrium formula in Theorem 2.1 is no longer of use. To overcome this, given that the prior distribution of  $\mu$  (before observations of  $S$  are made) is  $\mu = \mu_1$  with some probability  $p \in (0, 1)$ , we consider, for any  $t \geq 0$ , the posterior probability

$$\hat{p}_j(u) := \mathbb{P}(\mu = \mu_j \mid \mathcal{S}(u)), \quad j = 1, 2, \quad \text{with } \mathcal{S}(u) := \sigma\{S(v) : t \leq v \leq u\}, \quad \forall u \geq t. \quad (2.17)$$

<sup>1</sup>Fund managers usually compare their performance with peers within the same fund category and have access to the average category performance computed readily by the financial industry. For instance, Morningstar, Inc. places U.S. stock funds in nine categories based on the size (large, medium, or small capitalization) and style (value, blend, or growth) of the stocks typically owned by a fund and computes the average performance for each category. There are two possible consequences: (i) as each category tends to represent specific risk tolerance (e.g., "Large Value" attracts most risk averse shareholders, while "Small Growth" does the opposite), the risk aversion coefficients  $\{\gamma_i\}_{i=1}^N$  of fund managers within one category should not vary too much, if managers truthfully represent shareholders' preferences; (ii) fund managers in practice evaluate and improve relative performance based on Morningstar's category average and don't actually think of (or bother with) checking the number of funds  $N$  in a category (which in fact changes constantly over time). This suggests that  $\pi_i^*$  can have practical advantages over  $\hat{\pi}_i$ —as the former has less dependence on  $N$  (only through  $\bar{\gamma}_N^{(-1)} = \frac{1}{N} \sum_{j=1}^N \gamma_j^{-1}$ , which should be stable w.r.t.  $N$  by (i)), it is easier to implement and closer to fund managers' actual handling of relative performance.

<sup>2</sup>It is not unrealistic to assume that  $\sigma$  is known but  $\mu$  is uncertain. As explained in [18, footnote 2], high-frequency data readily give good estimators for  $\sigma$ , while estimating  $\mu$  is much more challenging statistically.

**Lemma 2.1.** *If  $\mu = \mu_1$ , then  $\widehat{\mathbf{p}}_1(u) \rightarrow 1$  as  $u \rightarrow \infty$ . If  $\mu = \mu_2$ , then  $\widehat{\mathbf{p}}_1(u) \rightarrow 0$  as  $u \rightarrow \infty$ .*

By Lemma 2.1 (whose proof is relegated to Section A.1), the true value of  $\mu$  can be learned from the long-time limit of  $\widehat{\mathbf{p}}_1(\cdot)$ . When one is restricted to a finite time horizon  $T > 0$ , the long-time limit is not necessarily available. It is then important to study the actual evolution of  $\widehat{\mathbf{p}}_1(\cdot)$  over time. In fact,  $\widehat{\mathbf{p}}_1(\cdot)$  can be characterized as the unique strong solution to an SDE, as shown in the next result (whose proof is relegated to Section A.2).

**Lemma 2.2.** *Fix any  $t \geq 0$ .*

(i) *Let  $B$  be any standard Brownian motion. For any  $p \in (0, 1)$ , the SDE*

$$dP(u) = \frac{\mu_1 - \mu_2}{\sigma} P(u)(1 - P(u))dB(u), \quad u \geq t, \quad P(t) = p, \quad (2.18)$$

*has a unique strong solution, which satisfies  $P(u) \in (0, 1)$  for all  $u \geq t$  a.s.*

(ii) *Given  $S$  in (2.1), the process*

$$\widehat{W}(u) := \frac{1}{\sigma} \left[ \log \left( \frac{S(u)}{S(t)} \right) - (\mu_1 - \mu_2) \int_t^u \widehat{\mathbf{p}}_1(s) ds - \left( \mu_2 - \frac{\sigma^2}{2} \right) (u - t) \right], \quad u \geq t, \quad (2.19)$$

*is a standard Brownian motion w.r.t. the filtration  $\{\mathcal{S}(u)\}_{u \geq t}$ . Moreover,  $\{\widehat{\mathbf{p}}_1(u)\}_{u \geq t}$  in (2.17) is the unique strong solution to*

$$dP(u) = \frac{\mu_1 - \mu_2}{\sigma} P(u)(1 - P(u))d\widehat{W}(u), \quad u \geq t, \quad P(t) = \widehat{\mathbf{p}}_1(t) \in (0, 1), \quad (2.20)$$

*with  $\widehat{\mathbf{p}}_1(u) \in (0, 1)$  for all  $u \geq t$  a.s. Hence,  $S$  in (2.1) can be expressed equivalently as*

$$dS(u) = ((\mu_1 - \mu_2)P(u) + \mu_2)S(u)du + \sigma S(u)d\widehat{W}(u), \quad u \geq t, \quad S(t) = s > 0, \quad (2.21)$$

*where  $P$  is the unique strong solution to (2.20).*

The expression (2.21) is important:  $S$  in (2.1), which involves the unknown  $\mu$ , is now expressed alternatively in terms of the known constants  $\mu_1, \mu_2, \sigma$  and the observable process  $P(\cdot) = \widehat{\mathbf{p}}_1(\cdot)$ . When investors view the stock  $S$  as (2.21), their wealth processes can also be expressed in terms of  $P$  in (2.20) and  $\widehat{W}$  in (2.19), such that the dynamics is fully observable. Specifically, for any  $i = 1, \dots, N$  and  $\pi_i \in \mathcal{A}$ , the wealth process (2.2) of investor  $i$  can be equivalently expressed as

$$dX_i(u) = \left[ rX_i(u) + \pi_i(u) \left( (\mu_1 - \mu_2)P(u) + \mu_2 - r \right) \right] du + \pi_i(u)\sigma d\widehat{W}(u), \quad u \in [t, T], \quad X_i(t) = x_i, \quad (2.22)$$

where  $P$  is the unique strong solution to (2.20). The average wealth  $\overline{X}$  in (2.3) thus takes the form

$$d\overline{X}(u) = \left[ r\overline{X}(u) + \overline{\pi}(u) \left( (\mu_1 - \mu_2)P(u) + \mu_2 - r \right) \right] du + \overline{\pi}(u)\sigma d\widehat{W}(u), \quad \overline{X}(t) = \overline{x}. \quad (2.23)$$

In line with (2.7), for each  $i = 1, 2, \dots, N$ , given the current time  $t \in [0, T]$ , wealth levels  $\mathbf{x} = (x_1, \dots, x_N) \in \mathbb{R}^N$ , and posterior probability  $p \in (0, 1)$  of the event  $\{\mu = \mu_1\}$ , as well as the trading strategies of the other  $N - 1$  investors (i.e.,  $\pi_j \in \mathcal{A}$  for all  $j \neq i$ ), investor  $i$  looks for a trading strategy  $\pi_i \in \mathcal{A}$  that maximizes the mean-variance objective

$$J_i(t, \mathbf{x}, p, \overline{\pi}_{(-i)}, \pi_i) := \mathbb{E}^{t, \mathbf{x}, p} [X_i(T) - \lambda_i^M \overline{X}(T)] - \frac{\gamma_i}{2} \text{Var}^{t, \mathbf{x}, p} [X_i(T) - \lambda_i^V \overline{X}(T)] \quad (2.24)$$

where the superscript “ $t, \mathbf{x}, p$ ” denotes conditioning on  $\mathbf{X}(t) = \mathbf{x}$  and  $P(t) = p$ .



**Definition 2.3.** We say  $\pi^* = (\pi_1^*, \dots, \pi_N^*) \in \mathcal{A}^N$  is a Nash equilibrium for the  $N$ -player game (2.24), subject to the dynamics  $\mathbf{X} = (X_1, \dots, X_N)$  in (2.22) and  $P$  in (2.20), if  $\pi^*$  is Markov w.r.t.  $(\mathbf{X}, P)$  and for any  $(t, \mathbf{x}, p) \in [0, T] \times \mathbb{R}^N \times (0, 1)$  and Markov  $\pi = (\pi_1, \dots, \pi_N) \in \mathcal{A}^N$  w.r.t.  $(\mathbf{X}, P)$ ,

$$\liminf_{h \downarrow 0} \frac{J_i(t, \mathbf{x}, p, \bar{\pi}_{(-i)}^*, \pi_i^*) - J_i(t, \mathbf{x}, p, \bar{\pi}_{(-i)}^*, \pi_i \otimes_{t+h} \pi_i^*)}{h} \geq 0, \quad \forall i = 1, \dots, N. \quad (2.25)$$

To find such a Nash equilibrium, we will generalize the extended HJB equation in Björk et al. [3, 4], derived for one single agent with a time-inconsistent preference, to our present multi-agent case. First, for notational convenience, define  $\theta, \beta : [0, 1] \rightarrow \mathbb{R}$  by

$$\theta(p) := (\mu_1 - \mu_2)p + \mu_2 \quad \text{and} \quad \beta(p) := \frac{\mu_1 - \mu_2}{\sigma} p(1 - p). \quad (2.26)$$

For each  $i = 1, \dots, N$ , by recalling the formulations in Remark 2.1, we rewrite (2.24) as

$$J_i(t, \mathbf{x}, p, \bar{\pi}_{(-i)}, \pi_i) = \mathbb{E}^{t, \mathbf{x}, p} [F_i(\mathbf{X}(T))] + \frac{\gamma_i}{2} \mathbb{E}^{t, \mathbf{x}, p} [H_i(\mathbf{X}(T))]^2,$$

where

$$H_i(\mathbf{x}) := \left(1 - \frac{\lambda_i^V}{N}\right) x_i - \lambda_i^V \bar{x}_{(-i)}, \quad F_i(\mathbf{x}) := \left(1 - \frac{\lambda_i^M}{N}\right) x_i - \lambda_i^M \bar{x}_{(-i)} - \frac{\gamma_i}{2} H_i(\mathbf{x})^2.$$

Now, to derive the extended HJB equation for a Nash equilibrium  $\pi^* = (\pi_1^*, \dots, \pi_N^*) \in \mathcal{A}^N$  and the corresponding value functions  $\{V_i(t, \mathbf{x}, p) := J_i(t, \mathbf{x}, p, \bar{\pi}_{(-i)}^*, \pi_i^*)\}_{i=1}^N$ , we simply repeat the one-agent analysis in Björk et al. [3, Section 10] for every investor. Assuming that the other investors' strategies  $\{\pi_j^*\}_{j \neq i}$  are all given, investor  $i$  strives to find a strategy  $\pi_i^*$  that fulfills (2.25). This is essentially the one-agent mean-variance problem in Björk et al. [3, Section 10] with a more general state process  $(X_1, \dots, X_N, P)$  in (2.22) and (2.20), where the dynamics of  $P$  and  $X_j$ , with  $j \neq i$ , are fixed (as  $\pi_j = \pi_j^*$  is given) and investor  $i$  can only influence  $X_i$  through the choice of  $\pi_i$ . The same derivation in [3, Section 10], under the dynamics of  $(X_1, \dots, X_N, P)$ , then yields

$$\begin{aligned} \partial_t V_i + \sup_{\pi_i} \Big\{ & \sum_{j \neq i} (rx_j + (\theta(p) - r)\pi_j^*) \partial_{x_j} V_i + (rx_i + (\theta(p) - r)\pi_i) \partial_{x_i} V_i \\ & + \frac{\sigma^2}{2} \sum_{j \neq i} \sum_{k \neq i} \pi_j^* \pi_k^* \partial_{x_j x_k} V_i + \frac{\sigma^2}{2} \pi_i^2 \partial_{x_i x_i} V_i + \sigma^2 \pi_i \sum_{j \neq i} \pi_j^* \partial_{x_i x_j} V_i \\ & + \eta(p) \partial_p V_i + \frac{\beta(p)^2}{2} \partial_{pp} V_i + \sigma \beta(p) \sum_{j \neq i} \pi_j^* \partial_{x_j p} V_i + \sigma \pi_i \beta(p) \partial_{x_i p} V_i \\ & - \frac{\gamma_i \sigma^2}{2} \sum_{j \neq i} \sum_{k \neq i} \pi_j^* \pi_k^* \partial_{x_j} g_i \partial_{x_k} g_i \\ & - \frac{\gamma_i \sigma^2}{2} \pi_i^2 (\partial_{x_i} g_i)^2 - \gamma_i \sigma^2 \pi_i \sum_{j \neq i} \pi_j^* \partial_{x_i} g_i \partial_{x_j} g_i \\ & - \frac{\gamma_i \beta(p)^2}{2} (\partial_p g_i)^2 - \gamma_i \sigma \pi_i \beta(p) \partial_{x_i} g_i \partial_p g_i - \gamma_i \sigma \beta(p) \sum_{j \neq i} \pi_j^* \partial_p g_i \partial_{x_j} g_i \Big\} = 0 \end{aligned} \quad (2.27)$$

with the terminal condition  $V_i(T, x, p) = (1 - \frac{\lambda_i^M}{N})x_i - \lambda_i^M \bar{x}_{(-i)}$ , where the function  $g_i(t, \mathbf{x}, p) := \mathbb{E}^{t, \mathbf{x}, p}[H_i(\mathbf{X}(T))]$  (first appeared on the right-hand side of (2.27)) is characterized by

$$\begin{aligned} \partial_t g_i &+ \sum_{j=1, \dots, N} (rx_j + (\theta(p) - r)\pi_j^*) \partial_{x_j} g_i + \frac{\sigma^2}{2} \sum_{j=1, \dots, N} \sum_{k=1, \dots, N} \pi_j^* \pi_k^* \partial_{x_j x_k} g_i \\ &+ \eta(p) \partial_p g_i + \frac{\beta(p)^2}{2} \partial_{pp} g_i + \sigma \beta(p) \sum_{j=1, \dots, N} \pi_j^* \partial_{x_j p} g_i = 0 \end{aligned} \quad (2.28)$$

with the terminal condition  $g_i(T, \mathbf{x}, p) = (1 - \frac{\lambda_i^V}{N})x_i - \lambda_i^V \bar{x}_{(-i)}$ . Note that  $\eta : [0, 1] \rightarrow \mathbb{R}$  in (2.27)-(2.28) is a generic Lipschitz function that allows for suitable flexibility of our model.<sup>3</sup> That is, in our multi-agent setting, the extended HJB equation is (2.27)-(2.28) for  $i = 1, \dots, N$ , which is a coupled system of  $2N$  PDEs—two PDEs for each investor. While deriving this system is not hard from the analysis in [3], the real challenge is how the  $2N$  coupled equations can be solved jointly. To this end, we take up the ansatz

$$\begin{aligned} V_i(t, \mathbf{x}, p) &= A_i(t)x_i + B_i(t)\bar{x}_{(-i)} + C_i(t, p), \\ g_i(t, \mathbf{x}, p) &= a_i(t)x_i + b_i(t)\bar{x}_{(-i)} + c_i(t, p), \end{aligned} \quad (2.29)$$

for some functions  $A_i, B_i, C_i, a_i, b_i$ , and  $c_i$  to be determined. As detailed in Section B.1, by plugging this ansatz into (2.28) and matching the coefficients on both sides, one can solve for  $a_i$  and  $b_i$  explicitly and the remaining terms in the equation form the Cauchy problem

$$\begin{cases} \partial_t c + \left( \eta(p) - \beta(p) \frac{\theta(p) - r}{\sigma} \right) \partial_p c + \frac{\beta(p)^2}{2} \partial_{pp} c + \kappa_i \left( \frac{\theta(p) - r}{\sigma} \right)^2 = 0 & \text{for } (t, p) \in Q, \\ c(T, p) = 0, & \text{for } p \in (0, 1), \end{cases} \quad (2.30)$$

where  $\kappa_i > 0$  is defined in (2.10) and we set  $Q := [0, T] \times (0, 1)$ . As  $\beta(p)^2$  is *not* bounded away from 0 on  $(0, 1)$ , (2.30) is degenerate, i.e., the *uniform ellipticity* condition fails. Hence, standard results of parabolic equations (e.g., [10, Chapter 1] and [11, Chapter 6]) cannot be readily applied and one needs the approximation result in [12]. By probabilistic arguments that involve taking derivatives of stochastic processes (see Remark 2.5), we further obtain concrete stochastic representations of  $c$  and  $\partial_p c$ . All this yields the next result, whose proof is relegated to Section A.3.

**Lemma 2.3.** *Suppose that  $\eta : [0, 1] \rightarrow \mathbb{R}$  is Lipschitz and for any  $t \geq 0$  and  $p \in (0, 1)$ ,*

$$dP(u) = \eta(P(u))du + \beta(P(u))dW(u), \quad u \geq t, \quad P(t) = p, \quad (2.31)$$

*has a unique strong solution with  $P(u) \in (0, 1)$  for all  $u \geq t$  a.s. Define a probability measure on  $(\Omega, \mathcal{F}_T)$  by*

$$\mathbb{Q}(A) := \mathbb{E}[1_A Z(T)] \quad \forall A \in \mathcal{F}_T, \quad (2.32)$$

*with*

$$Z(u) := \exp \left( -\frac{1}{2} \int_t^u \left( \frac{\theta(P(s)) - r}{\sigma} \right)^2 ds - \int_t^u \frac{\theta(P(s)) - r}{\sigma} dW(s) \right) \quad t \leq u \leq T, \quad (2.33)$$

*as well as the process*

$$W_{\mathbb{Q}}(u) := W(u) + \int_t^u \frac{\theta(P(s)) - r}{\sigma} ds, \quad t \leq u \leq T. \quad (2.34)$$

*Then, for any  $i = 1, \dots, N$ ,*

---

<sup>3</sup>For our current analysis in Section 2.2, this  $\eta$  function is not required and we can simply take  $\eta \equiv 0$ . In Section 3.2,  $\eta$  will need to take a specific non-zero form; see (3.16).

(i) the Cauchy problem (2.30) has a unique solution  $c \in C^{1,2}([0, T] \times (0, 1))$  that is continuous up to the boundary  $\{T\} \times (0, 1)$ . The solution  $c$  is bounded on  $[0, T] \times (0, 1)$  and admits the stochastic representation

$$c(t, p) = \kappa_i \mathbb{E}_{\mathbb{Q}}^{t, p} \left[ \int_t^T \left( \frac{\theta(P(u)) - r}{\sigma} \right)^2 du \right], \quad \forall (t, p) \in [0, T] \times (0, 1), \quad (2.35)$$

where  $\mathbb{E}_{\mathbb{Q}}$  denotes taking expectation under  $\mathbb{Q}$ . Specifically,  $P$  in (2.31), when viewed under  $\mathbb{Q}$ , becomes the unique strong solution to

$$dP(u) = \left( \eta(P(u)) - \beta(P(u)) \frac{\theta(P(u)) - r}{\sigma} \right) du + \beta(P(u)) dW_{\mathbb{Q}}(u), \quad u \in [t, T], \quad P(t) = p. \quad (2.36)$$

(ii)  $\partial_p c$  is bounded on  $[0, T] \times (0, 1)$  and admits the stochastic representation

$$\partial_p c(t, p) = \frac{2\kappa_i}{\sigma^2} (\mu_1 - \mu_2) \mathbb{E}_{\mathbb{Q}}^{t, p} \left[ \int_t^T \zeta(u) (\theta(P(u)) - r) du \right], \quad (2.37)$$

where  $\zeta$  is the unique strong solution to the SDE with random coefficients

$$d\zeta(u) = \zeta(u) \Gamma(P(u)) du + \zeta(u) \Lambda(P(u)) dW_{\mathbb{Q}}(u), \quad u \in [t, T], \quad \zeta(t) = 1, \quad (2.38)$$

with  $\Gamma(p) := \frac{d}{dp}(\eta(p) - \beta(p) \frac{\theta(p) - r}{\sigma})$  and  $\Lambda(p) := \frac{d}{dp} \beta(p)$ , and the process  $P$  in (2.37) and (2.38) is the unique strong solution to (2.36).

**Remark 2.4.** In Lemma 2.3, “ $P(u) \in (0, 1)$  for all  $u \geq t$ ” ensures that  $\frac{\theta(P(u)) - r}{\sigma}$  is a bounded process, so that  $Z$  in (2.33) is a strictly positive martingale by Novikov’s condition. Hence,  $\mathbb{Q}$  in (2.32) is a well-defined probability measure equivalent to  $\mathbb{P}$ . By Girsanov’s theorem ([17, Theorem 3.5.1]),  $W_{\mathbb{Q}}$  in (2.34) is a Brownian motion, adapted to the same filtration  $\{\mathcal{F}_u\}_{t \leq u \leq T}$ , under  $\mathbb{Q}$ .

**Remark 2.5.** By [11, Theorem 5.3] and the definition above it,  $\zeta$  in (2.38) is the “derivative” of  $P$  in (2.36) w.r.t. its initial value  $P(t) = p$ . If we write  $P^{t, p}$  for  $P$  to stress the initial condition in (2.36), then  $\zeta(u)$  is the limit of  $(P^{t, p+h}(u) - P^{t, p}(u))/h$  in  $L^2(\Omega, \mathcal{F}_T, \mathbb{Q})$  as  $h \rightarrow 0$ , for all  $u \geq t$ .

As detailed in Section B.1, by plugging the ansatz (2.29) and the solution  $c$  to (2.30) for every  $i = 1, \dots, N$ , denoted by  $\{c_i\}_{i=1}^N$ , into (2.27) and matching the coefficients on both sides, one can solve for  $A_i$  and  $B_i$  explicitly and the remaining terms in the equation form the Cauchy problem

$$\begin{cases} \partial_t C + \eta(p) \partial_p C + \frac{\beta(p)^2}{2} \partial_{pp} C + R_i(t, p, \partial_p c_1(t, p), \dots, \partial_p c_N(t, p)) = 0 & \text{for } (t, p) \in Q, \\ C(T, p) = 0, & \text{for } p \in (0, 1), \end{cases} \quad (2.39)$$

where  $R_i$  is given by

$$\begin{aligned} R_i(t, p, \partial_p c_1(t, p), \dots, \partial_p c_N(t, p)) &:= (\theta(p) - r) \left\{ \left( \kappa_i \frac{\theta(p) - r}{\sigma^2} - \frac{\beta(p)}{\sigma} \partial_p c_i \right) + \frac{\lambda_i^V - \lambda_i^M}{1 - \bar{\lambda}^V} \left( \bar{\kappa} \frac{\theta(p) - r}{\sigma^2} - \frac{\beta(p)}{\sigma} \partial_p c \right) \right\} \\ &\quad - \frac{\gamma_i \sigma^2}{2} \left\{ \frac{2\lambda_i^V}{1 - \bar{\lambda}^V} \left( 1 - \frac{\lambda_i^V}{N} \right) \left( \bar{\kappa} \frac{\theta(p) - r}{\sigma^2} - \frac{\beta(p)}{\sigma} \partial_p c \right) \right. \\ &\quad \left. + \left( 1 - \frac{2\lambda_i^V}{N} \right) \left( \kappa_i \frac{\theta(p) - r}{\sigma^2} - \frac{\beta(p)}{\sigma} \partial_p c_i \right) \right\}^2 \\ &\quad - \frac{\gamma_i \beta(p)^2}{2} (\partial_p c_i)^2 - \gamma_i \sigma \beta(p) \partial_p c_i \left( \kappa_i \frac{\theta(p) - r}{\sigma^2} - \frac{\beta(p)}{\sigma} \partial_p c_i \right). \end{aligned} \quad (2.40)$$

Despite the complexity of  $R_i$ , it is *bounded* thanks to the boundedness of  $\partial_p c$  in Lemma 2.3. This allows us to establish in the next result the existence of a unique solution to (2.39), following similar arguments in the proof of Lemma 2.3; see Section A.4 for details.

**Corollary 2.1.** *Suppose that the conditions of Lemma 2.3 hold. For any  $i = 1, \dots, N$ , let  $c_i \in C^{1,2}([0, T] \times (0, 1))$  denote the unique solution to (2.30) obtained in Lemma 2.3. Then, the Cauchy problem (2.39) has a unique solution  $C \in C^{1,2}([0, T] \times (0, 1))$  that is continuous up to the boundary  $\{T\} \times (0, 1)$ . The solution  $C$  is bounded and admits the stochastic representation*

$$C(t, p) = \mathbb{E}^{t, p} \left[ \int_t^T R_i(u, P(u), \partial_p c_1(u, P(u)), \dots, \partial_p c_N(u, P(u))) du \right], \quad \forall (t, p) \in [0, T] \times (0, 1), \quad (2.41)$$

where  $P$  is the unique strong solution to (2.31).

Based on the solutions to the Cauchy problems (2.30) and (2.39), the next result presents a Nash equilibrium as in Definition 2.3. The proof is relegated to Section B.2.

**Theorem 2.2.** *Recall (2.10), (2.11), and (2.26). A Nash equilibrium  $\pi^* = (\pi_1^*, \dots, \pi_N^*) \in \mathcal{A}^N$  for the  $N$ -player game (2.24), subject to the dynamics  $\mathbf{X} = (X_1, \dots, X_N)$  in (2.22) and  $P$  in (2.20), is given by*

$$\pi_i^*(t, p) = e^{-r(T-t)} \left\{ \frac{\theta(p) - r}{\sigma^2} \left( \kappa_i + \frac{\lambda_i^V}{1 - \bar{\lambda}^V} \bar{\kappa} \right) - \frac{\beta(p)}{\sigma} \left( \partial_p c_i + \frac{\lambda_i^V}{1 - \bar{\lambda}^V} \bar{\partial}_p c \right) \right\}, \quad i = 1, \dots, N, \quad (2.42)$$

where  $c_i(t, p)$  is the unique solution to the Cauchy problem (2.30) with  $\eta \equiv 0$  (Lemma 2.3) and we use the notation  $\bar{\partial}_p c := \frac{1}{N} \sum_{i=1}^N \partial_p c_i$ . Moreover, the value function under  $\pi^*$  is

$$V_i(t, x, p) = e^{r(T-t)} \left( x_i - \frac{\lambda^M}{N} \bar{x} \right) + C_i(t, p), \quad i = 1, \dots, N, \quad (2.43)$$

where  $C_i(t, p)$  is the unique solution to the Cauchy problem (2.39) with  $\eta \equiv 0$  (Corollary 2.1).

**Remark 2.6.** By (2.37),  $\pi_i^*$  in (2.42) can be expressed as

$$\pi_i^*(t, p) = e^{-r(T-t)} g(t, p) \left( \kappa_i + \frac{\lambda_i^V}{1 - \bar{\lambda}^V} \bar{\kappa} \right), \quad (2.44)$$

with

$$g(t, p) := \frac{\theta(p) - r}{\sigma^2} - \frac{2\beta(p)}{\sigma} (\mu_1 - \mu_2) \mathbb{E}_{\mathbb{Q}}^{t, p} \left[ \int_t^T \zeta(u) \frac{\theta(P(u)) - r}{\sigma^2} du \right]. \quad (2.45)$$

The first term in (2.42) is of the exact form of (2.12). This means that under partial information, investors still wish to trade according to (2.12)—they simply replace the unknown  $\mu$  by the estimate  $\theta(p) = p\mu_1 + (1-p)\mu_2$  in (2.26), the average of  $\mu_1$  and  $\mu_2$  (the two possible values of  $\mu$ ) based on the current “judgement”  $p = P(t) = \mathbb{P}(\mu = \mu_1 \mid \mathcal{S}(t))$  in (2.17) at time  $t$ . The second term in (2.42), on the other hand, serves to *hedge against* the fluctuations in  $P(\cdot)$  over time.

This is reminiscent of the results in [2]. To see this, first consider the case  $\lambda_i^M = \lambda_i^V = 0$  (i.e., investor  $i$  disregards relative performance). As  $\kappa_i$  now reduces to  $1/\gamma_i$  by (2.10),  $c_i(t, p)$  as in (2.35) coincides with the *anticipated portfolio gains* in [2, (23)], with the instantaneous stock mean return  $\mu_s$  therein replaced by the estimated return  $\theta(P(s))$ . Moreover,  $\pi_i^*(t, p)$  in (2.42) becomes

$$\pi_i^*(t, p) = e^{-r(T-t)} \left\{ \frac{\theta(p) - r}{\gamma_i \sigma^2} - \frac{\beta(p)}{\sigma} \partial_p c_i \right\}, \quad (2.46)$$

which aligns with the investment policy in [2, (26)]. Indeed, by viewing the judgement process  $P(\cdot)$  as an underlying market factor (i.e., in the role of  $X$  in [2]), the term  $-\frac{\beta(p)}{\sigma}\partial_p c_i$  corresponds exactly to the last term in [2, (26)]. This allows the interpretation of myopic trading and intertemporal hedging in [2] to be applied to our setting of partial information. The term  $(\theta(p) - r)/\gamma_i \sigma^2$  in (2.46) represents investor  $i$ 's myopic demand, which optimizes trading based on the currently estimated stock return  $\theta(p)$  under partial information, without accounting for future changes of investment opportunities due to fluctuations in  $P(\cdot)$ . The term  $-\frac{\beta(p)}{\sigma}\partial_p c_i$  in (2.46), in response, is investor  $i$ 's hedging demand—as explained below [2, Proposition 1], the sensitivity of anticipated portfolio gains (i.e.,  $c_i(t, p)$  in our case) to the underlying market factor (i.e.,  $P(\cdot)$  in our case) identifies the investor's demand to hedge against future fluctuations in the underlying factor.

The above interpretation extends to the general case  $\lambda_i^M, \lambda_i^V \geq 0$ . By (2.37), the trading strategy under  $\lambda_i^M = \lambda_i^V = 0$  (i.e., (2.46)) can be expressed as  $\pi_i^*(t, p) = e^{-r(T-t)}g(t, p)/\gamma_i$ , with  $g(t, p)$  given by (2.45). Comparing this with (2.44), an equivalent expression of the trading strategy (2.42), we find that the interpretation of myopic trading and intertemporal hedging still holds generally under  $\lambda_i^M, \lambda_i^V \geq 0$ , and the only change is that  $1/\gamma_i$  in the  $\lambda_i^M = \lambda_i^V = 0$  case now becomes  $\kappa_i + (\lambda_i^V/(1 - \bar{\lambda}^V))\bar{\kappa}$ , which is a linear combination of  $\{1/\gamma_j\}_{j=1}^N$  depending on the relative performance coefficients  $\{\lambda_j^M\}_{j=1}^N$  and  $\{\lambda_j^V\}_{j=1}^N$  (see Remark 2.2).

That is, Theorem 2.2 spells out how partial information and relative performance criteria jointly influence the results in [2], where mean-variance portfolio selection is studied for a single investor with full information. Simply put, partial information is dealt with by introducing an (artificial) market factor, i.e., the judgement process  $P(\cdot)$ , for estimating the unobserved stock mean return, while relative performance criteria alter investors' risk appetite—each investor now considers not only her own risk aversion coefficient but all other investors'.

**Remark 2.7** (Increased risk appetite). If  $\lambda_i^M = \lambda_i^V = \lambda_i$  for all  $i = 1, \dots, N$ , (2.44) simplifies to

$$\pi_i^*(t, p) = e^{-r(T-t)}g(t, p) \left( \gamma_i^{-1} + \frac{\lambda_i}{1 - \bar{\lambda}} \bar{\gamma}_N^{(-1)} \right), \quad (2.47)$$

with  $\bar{\lambda} := \frac{1}{N} \sum_{j=1}^N \lambda_j$  and  $\bar{\gamma}_N^{(-1)} := \frac{1}{N} \sum_{j=1}^N \gamma_j^{-1}$ . We see that investor  $i$  takes a larger risky position when relative performance is considered (i.e.,  $\lambda_i > 0$ ) than when it is disregarded (i.e.,  $\lambda_i = 0$ ). Such increased risk appetite can be ascribed to the intent to enlarge  $\mathbb{E}^{t, \mathbf{x}, p}[X_i(T) - \lambda_i \bar{X}(T)]$  in (2.24), for which  $X_i(T)$  needs to constantly exceed a random variable (i.e.,  $\lambda_i \bar{X}(T)$ ) if  $\lambda_i > 0$  or a constant (i.e., zero) if  $\lambda_i = 0$ . Hence, the wealth process  $X_i$  has to be more volatile (corresponding to an enlarged risky position) in the former case than in the latter.

**Remark 2.8.** If  $\lambda_i^V = 0$  for all  $i = 1, \dots, N$ , investors consider a relative performance criterion for expected wealth, but not for the variance of wealth; recall (2.24). Note that (2.44) now reduces to  $\pi_i^*(t, p) = e^{-r(T-t)}g(t, p)\kappa_i$ , which no longer depends on other investors' parameters.

Interestingly, our mathematical results can further explain the size of intertemporal hedging, by closely examining the *precision* of the judgement process  $P(\cdot)$  over time.<sup>4</sup> By Lemma 2.2, starting with  $p \in (0, 1)$  at time  $t \in [0, T)$ ,  $P^{t, p}(\cdot) = \hat{p}_1(\cdot)$  evolves continuously as the SDE (2.20). Intuitively, if our judgements over time are “imprecise,” in the sense that  $P^{t, p}(\cdot)$  will oscillate wildly on  $[t, T]$ , the myopic trading based on  $p$  (i.e., the first term in (2.42)) should be hedged against significantly. If our judgements over time are “precise,” in the sense that  $P^{t, p}(\cdot)$  will stay near  $p$  on  $[t, T]$ , the hedging demand should be much less. Such nuances, in fact, are readily encoded in  $\{\partial_p c_i\}_{i=1}^N$ .

<sup>4</sup>We use “precision” as in the usual context of “accuracy versus precision” in taking measurements. Specifically, “precision” means how close the measurements (i.e., posterior probabilities at different times) are to each other.

By (2.37),  $\partial_p c_i(t, p)$  is determined by  $\zeta(\cdot)$  in (2.38) and  $\theta(P^{t,p}(\cdot)) - r$  on  $[t, T]$ , under a measure  $\mathbb{Q}$  equivalent to  $\mathbb{P}$ . As  $\zeta(\cdot)$  is the stochastic exponential of  $\int_t^\cdot \Gamma(P^{t,p}(u))du + \int_t^\cdot \Lambda(P^{t,p}(u))dW_{\mathbb{Q}}(u)$ , it takes values on the entire half line  $(0, \infty)$ . By contrast,  $\theta(P^{t,p}(\cdot)) - r$  lies within  $[\mu_2 - r, \mu_1 - r]$  and can take negative values if  $\mu_2 < r$ . Now, given  $h \neq 0$ , consider  $\tau(h) := \inf\{t' \geq 0 : P^{0,p}(t') = p + h\}$  and observe that for any  $u \in [t, T]$ ,

$$\zeta(u) = \lim_{h \rightarrow 0} \frac{P^{t,p+h}(u) - P^{t,p}(u)}{h} = \lim_{h \rightarrow 0} \frac{P^{t,p}(u + \tau(h)) - P^{t,p}(u)}{h} \quad \text{in } L^2(\Omega, \mathcal{F}_T, \mathbb{Q}), \quad (2.48)$$

where the first equality is due to Remark 2.5 and the second equality stems from the time-homogeneity and uniqueness of strong solutions of  $P$  in (2.20). Since  $\tau(h) \downarrow 0$  as  $h \rightarrow 0$ ,  $\zeta(u)$  measures the rate of change of  $P^{t,p}(\cdot)$  at time  $u$  (under  $\mathbb{Q}$ ), capturing how intensely  $P^{t,p}(\cdot)$  will move away from its current value  $P^{t,p}(u)$  (under  $\mathbb{Q}$ ). Hence, if  $P^{t,p}(\cdot)$  is “precise” under  $\mathbb{Q}$  (i.e.,  $\zeta(u)$  is small for all  $u \in [t, T]$ ),  $|\partial_p c_i|$  will be small for all  $i = 1, \dots, N$  by (2.37). This shrinks the second term of (2.42) (i.e., the hedging demand), consistently with our intuition. Similarly, if  $P^{t,p}(\cdot)$  is “imprecise” under  $\mathbb{Q}$  (i.e.,  $\zeta(u)$  is large for some  $u \in [t, T]$ ),  $|\partial_p c_i|$  can be large for all  $i = 1, \dots, N$ . In some cases, this significantly inflates the second term of (2.42) (i.e., the hedging demand), which alters the myopic trading drastically; see Section 4.1 for concrete illustrations.

### 3 The Case of Alternating Investment Opportunities

In this section, we assume that the expected return  $\mu$  of the stock  $S$  alternates between  $\mu_1$  and  $\mu_2$  (with  $\mu_1 > \mu_2$ ). Let  $\{M(t)\}_{t \geq 0}$  be a two-state continuous-time Markov chain with the generator

$$G = \begin{pmatrix} -q_1 & q_1 \\ q_2 & -q_2 \end{pmatrix}, \quad (3.1)$$

where  $q_1, q_2 > 0$  are given constants. We then modify the stock dynamics (2.1) to

$$dS(u) = \mu(M(u))S(u)du + \sigma S(u)dW(u), \quad S(t) = s, \quad (3.2)$$

where  $\mu : \{1, 2\} \rightarrow \mathbb{R}$  is defined by  $\mu(1) = \mu_1$  and  $\mu(2) = \mu_2$ . The regime-switching feature encoded in (3.2), borrowed from Dai et al. [7], admits a concrete financial interpretation: “ $M(t) = 1$ ” represents the good state (i.e., a bull market) where  $S$  is expected to grow at the larger rate  $\mu_1$ , while “ $M(t) = 2$ ” represents the bad state (i.e., a bear market) where  $S$  is expected to grow at the smaller rate  $\mu_2$ . We further assume that the processes  $M$  and  $W$  are independent. This essentially stipulates that the transitions between a bull market and a bear market are determined by macro-economic factors and thus distinct from the day-to-day micro-level randomness (encoded through  $W$ ) that drives the asset price volatility.

#### 3.1 Analysis under Full Information

Assume that the dynamics of  $S$  in (3.2) is fully known; in particular, investors observe the process  $M(t)$ , i.e., know precisely the present market state. As a result, for any  $i = 1, \dots, N$  and  $\pi_i \in \mathcal{A}$ , the wealth process of investor  $i$  at time  $t \in [0, T]$  is

$$dX_i(u) = (rX_i(u) + \pi_i(u)(\mu(M(u)) - r))du + \pi_i(u)\sigma dW(u), \quad u \in [t, T], \quad X_i(t) = x_i \in \mathbb{R}, \quad (3.3)$$

which is simply (2.2) with  $\mu$  therein replaced by  $\mu(M(t))$ . Similarly, the average wealth  $(\bar{X})$  and the average wealth excluding investor  $i$   $(\bar{X}_{(-i)})$  are given by (2.3) and (2.6), respectively, with  $\mu$



therein replaced by  $\mu(M(t))$ . For each  $i = 1, 2, \dots, N$ , at any current time  $t \in [0, T]$ , wealth levels  $\mathbf{x} = (x_1, \dots, x_N) \in \mathbb{R}^N$ , and market state  $m \in \{1, 2\}$ , given the trading strategies of the other  $N - 1$  investors (i.e.,  $\pi_j \in \mathcal{A}$  for all  $j \neq i$ ), investor  $i$ , in line with (2.7), looks for a trading strategy  $\pi_i \in \mathcal{A}$  that maximizes the mean-variance objective

$$J_i(t, \mathbf{x}, m, \bar{\pi}_{(-i)}, \pi_i) := \mathbb{E}^{t, \mathbf{x}, m} [X_i(T) - \lambda_i^M \bar{X}(T)] - \frac{\gamma_i}{2} \text{Var}^{t, \mathbf{x}, m} [X_i(T) - \lambda_i^V \bar{X}(T)], \quad (3.4)$$

where the superscript “ $t, \mathbf{x}, m$ ” denotes conditioning on  $\mathbf{X}(t) = \mathbf{x}$  and  $M(t) = m$ .

**Definition 3.1.** We say  $\pi^* = (\pi_1^*, \dots, \pi_N^*) \in \mathcal{A}^N$  is a Nash equilibrium for the  $N$ -player game (3.4), subject to the dynamics  $\mathbf{X} = (X_1, \dots, X_N)$  in (3.3) and  $M$  in (3.1), if  $\pi^*$  is Markov w.r.t.  $(\mathbf{X}, M)$  and for any  $(t, \mathbf{x}, m) \in [0, T) \times \mathbb{R}^N \times \{1, 2\}$  and Markov  $\pi = (\pi_1, \dots, \pi_N) \in \mathcal{A}^N$  w.r.t.  $(\mathbf{X}, M)$ ,

$$\liminf_{h \downarrow 0} \frac{J_i(t, \mathbf{x}, m, \bar{\pi}_{(-i)}^*, \pi_i^*) - J_i(t, \mathbf{x}, m, \bar{\pi}_{(-i)}^*, \pi_i \otimes_{t+h} \pi_i^*)}{h} \geq 0, \quad \forall i = 1, \dots, N. \quad (3.5)$$

Such a Nash equilibrium is presented in the next result, whose proof is relegated to Section C.

**Theorem 3.1.** Recall (2.10), (2.11), and (2.26). A Nash equilibrium  $\pi^* = (\pi_1^*, \dots, \pi_N^*) \in \mathcal{A}^N$  for the  $N$ -player game (3.4), subject to the wealth dynamics (3.3), is given by

$$\pi_i^*(t, m) = e^{-r(T-t)} \left\{ \frac{\mu(m) - r}{\sigma^2} \left( \kappa_i + \frac{\lambda_i^V}{1 - \bar{\lambda}^V} \bar{\kappa} \right) \right\}, \quad i = 1, \dots, N. \quad (3.6)$$

Moreover, the value function under the Nash equilibrium  $\pi^*$  is

$$V_i(t, x, m) = e^{r(T-t)} \left( x_i - \frac{\lambda_i^M}{N} \bar{x} \right) + C_i(t, m), \quad i = 1, \dots, N. \quad (3.7)$$

where  $C_i(t, m)$ ,  $m \in \{1, 2\}$ , is defined as

$$C_i(t, 1) := \frac{q_2 \tilde{Q}_i^1 + q_1 \tilde{Q}_i^2}{q_1 + q_2} (T - t) + \frac{q_1}{(q_1 + q_2)^2} (\tilde{Q}_i^1 - \tilde{Q}_i^2) (1 - e^{(q_1 + q_2)(T-t)}) \quad (3.8)$$

$$C_i(t, 2) := \frac{q_2 \tilde{Q}_i^1 + q_1 \tilde{Q}_i^2}{q_1 + q_2} (T - t) - \frac{q_2}{(q_1 + q_2)^2} (\tilde{Q}_i^1 - \tilde{Q}_i^2) (1 - e^{(q_1 + q_2)(T-t)}) \quad (3.9)$$

with  $\tilde{Q}_i^m$ ,  $m = 1, 2$ , given by

$$Q_i^m := \left( \frac{\mu(m) - r}{\sigma} \right)^2 \left\{ \left( \kappa_i - \frac{\lambda_i^V - \lambda_i^M}{1 - \bar{\lambda}^V} \bar{\kappa} \right) - \frac{\gamma_i}{2} \left( \frac{2\lambda_i^V}{1 - \bar{\lambda}^V} \left( 1 - \frac{\lambda_i^V}{N} \right) \bar{\kappa} + \left( 1 - \frac{2\lambda_i^V}{N} \right) \kappa_i \right)^2 \right\}.$$

### 3.2 Analysis under Partial Information

In practice, investors rarely know the underlying market state precisely. We therefore assume that investors can see the evolution of  $S$  in (3.2) and also know the volatility coefficient  $\sigma > 0$  (as in Section 2.2), but do not observe the continuous-time Markov chain  $M$ . As the present market state  $M(t) = m$  is unknown, the Nash equilibrium formula in Theorem 3.1 is no longer of use. For any  $t \geq 0$ , given that the prior distribution of  $M(t)$  (before observations of  $S$  are made) is  $M(t) = 1$  with some probability  $p \in (0, 1)$ , we consider the posterior probability

$$\tilde{p}_j(u) := \mathbb{P}(M(u) = j \mid \mathcal{S}(u)), \quad j = 1, 2, \quad \text{with } \mathcal{S}(u) := \sigma\{S(v) : t \leq v \leq u\} \quad \forall u \geq t. \quad (3.10)$$

Similarly to  $\hat{p}_j(\cdot)$  in (2.17),  $\tilde{p}_j(\cdot)$  can be characterized as the unique strong solution to an SDE, as shown in the next result (whose proof is relegated to Section A.5).

**Lemma 3.1.** Fix any  $t \geq 0$ .

(i) Let  $B$  be any standard Brownian motion. For any  $p \in (0, 1)$ , the SDE

$$dP(u) = \left( -(q_1 + q_2)P(u) + q_2 \right) du + \frac{\mu_1 - \mu_2}{\sigma} P(u)(1 - P(u)) dB(u), \quad u \geq t, \quad P(t) = p, \quad (3.11)$$

has a unique strong solution, which satisfies  $P(u) \in (0, 1)$  for all  $u \geq t$  a.s.

(ii) Given  $S$  in (3.2), the process

$$\widetilde{W}(u) := \frac{1}{\sigma} \left[ \log \left( \frac{S(u)}{S(t)} \right) - (\mu_1 - \mu_2) \int_t^u \widetilde{p}_1(s) ds - \left( \mu_2 - \frac{\sigma^2}{2} \right) (u - t) \right], \quad t \geq 0, \quad (3.12)$$

is a standard Brownian motion w.r.t. the filtration  $\{\mathcal{S}(t)\}_{u \geq t}$ . Moreover,  $\widetilde{p}_1$  in (2.17) is the unique strong solution to

$$dP(u) = \left( -(q_1 + q_2)P(u) + q_2 \right) du + \frac{\mu_1 - \mu_2}{\sigma} P(u)(1 - P(u)) d\widetilde{W}(u), \quad u \geq t \quad P(t) = \widetilde{p}_1(t) \in (0, 1). \quad (3.13)$$

Hence,  $S$  in (3.2) can be expressed equivalently as

$$dS(u) = \left( (\mu_1 - \mu_2)P(u) + \mu_2 \right) S(u) du + \sigma S(u) d\widetilde{W}(u), \quad u \geq t \quad S(t) = s > 0, \quad (3.14)$$

where  $P$  is the unique strong solution to (3.13).

The importance of (3.14) is that it rewrites  $S$  in (3.2), which involves the unknown  $M(u)$ , in terms of the known constants  $\mu_1, \mu_2, \sigma$ , and the observable process  $P(\cdot) = \widetilde{p}_1(\cdot)$ . When investors view the stock  $S$  as (3.14), their wealth processes can also be expressed in terms of  $P$  in (3.13) and  $\widetilde{W}$  in (3.12), such that the dynamics of every process involved is fully observable. Specifically, for any  $i = 1, \dots, N$  and  $\pi_i \in \mathcal{A}$ , the wealth process (3.3) of investor  $i$  can be equivalently expressed as

$$dX_i(u) = \left[ rX_i(u) + \pi_i(u) \left( (\mu_1 - \mu_2)P(u) + \mu_2 - r \right) \right] du + \pi_i(u) \sigma d\widetilde{W}(u), \quad u \in [t, T], \quad X_i(t) = x_i, \quad (3.15)$$

where  $P$  is the unique strong solution to (3.13). This is simply (2.22), with  $P$  and  $\widehat{W}$  therein replaced by the unique strong solution to (3.13) and  $\widetilde{W}$ , respectively. For each  $i = 1, \dots, N$ , given the current time  $t \in [0, T]$ , wealth levels  $\mathbf{x} = (x_1, \dots, x_N) \in \mathbb{R}^N$ , and posterior probability  $p \in (0, 1)$  of the event  $\{M(t) = 1\}$ , as well as the trading strategies of the other  $N - 1$  investors (i.e.,  $\pi_j \in \mathcal{A}$  for all  $j \neq i$ ), investor  $i$  looks for a trading strategy  $\pi_i \in \mathcal{A}$  that maximizes the mean-variance objective (2.24), with  $P$  therein being the unique strong solution to (3.13). Our goal is to find a Nash equilibrium for this  $N$ -player game defined as below.

**Definition 3.2.** We say  $\boldsymbol{\pi}^* = (\pi_1^*, \dots, \pi_N^*) \in \mathcal{A}^N$  is a Nash equilibrium for the  $N$ -player game (2.24), subject to the dynamics  $\mathbf{X} = (X_1, \dots, X_N)$  in (3.15) and  $P$  in (3.13), if  $\boldsymbol{\pi}^*$  is Markov w.r.t.  $(\mathbf{X}, P)$  and for any  $(t, \mathbf{x}, p) \in [0, T] \times \mathbb{R}^N \times (0, 1)$  and Markov  $\boldsymbol{\pi} = (\pi_1, \dots, \pi_N) \in \mathcal{A}^N$  w.r.t.  $(\mathbf{X}, P)$ , (2.25) holds.

**Theorem 3.2.** Recall (2.10), (2.11), and (2.26). A Nash equilibrium  $\boldsymbol{\pi}^* = (\pi_1^*, \dots, \pi_N^*) \in \mathcal{A}^N$  for the  $N$ -player game (2.24), subject to the dynamics  $\mathbf{X} = (X_1, \dots, X_N)$  in (3.15) and  $P$  in (3.13), is given by (2.42), where  $c_i$  is the unique solution to the Cauchy problem (2.30) obtained in Lemma 2.3, with  $\eta$  therein taken to be

$$\eta(p) := -(q_1 + q_2)p + q_2 \quad p \in [0, 1]. \quad (3.16)$$

Also, the value function under the Nash equilibrium  $\boldsymbol{\pi}^*$  is given by (2.43), where  $C_i$  is the unique solution to the Cauchy problem (2.39) obtained in Corollary 2.1, with  $\eta$  therein taken to be (3.16).

The proof of Theorem 3.2 is relegated to Section B.3. Let us stress that the interpretations of the first and second terms of (2.42), discussed in detail below Remark 2.6, still hold in the present setting, once we replace  $\hat{p}_1(\cdot)$  and SDE (2.20) therein by  $\tilde{p}_1(\cdot)$  and SDE (3.13), respectively. Similarly, Remarks 2.7 and 2.8 also hold in the current setting of Theorem 3.2.

## 4 Discussion and Numerical Illustration

### 4.1 Myopic Trading versus Intertemporal Hedging

As explained below Remark 2.6, under partial information, the full-information trading strategy (2.12) changes into (2.42), consisting of myopic trading and intertemporal hedging. In particular, myopic trading (i.e., the first term of (2.42)) is in the exact form of (2.12), with the unknown  $\mu$  in (2.12) approximated by  $\theta(p)$  in (2.42). It is of interest to see how investors' wealth is affected by partial information and whether myopic trading or intertemporal hedging is the main driver.

For the case of a constant  $\mu$ , by Lemmas 2.1 and 2.2,  $P(\cdot) = \hat{p}_1(\cdot)$  in (2.17) satisfies SDE (2.20), which might oscillate wildly between 0 and 1 before converging to one of them. It is then possible that  $\theta(P(\cdot))$  drifts far away from the true value of  $\mu$ , making myopic trading distinct from the ideal level (2.12), for quite some time. The first plot in Figure 1 shows that  $P(\cdot) = \hat{p}_1(\cdot)$  in (2.17) does oscillate wildly before converging to 1 after  $t = 4$ . Accordingly, myopic trading (the second plot, Figure 2b) deviates from (2.12) (the last plot, Figure 2b) for  $t \in [0, 4]$ . This deviation, while discernible, is generally small. The resulting wealth processes (the last two plots, Figure 2a) are thus similar. Indeed, while  $P$  oscillates forcefully, it generally moves in the right direction: it rises above 0.8 quickly after time 1 and stay within  $[0.8, 1]$  afterwards. This allows  $\theta(P(\cdot))$  to stay near  $\mu = \mu_1$  after  $t = 1$ , such that myopic trading and (2.12) remain close for most of the time.

It is intertemporal hedging (i.e., the second term of (2.42)) that drives (2.42) significantly away from (2.12). Recall that under the measure  $\mathbb{Q}$  in (2.32),  $P(\cdot)$  in (2.20) becomes (2.36) with  $\eta \equiv 0$ , which is the original driftless  $\mathbb{P}$ -dynamics plus a new drift term. As the added drift term is bounded, the strong oscillation (or “impreciseness”) of (2.20) under  $\mathbb{P}$  is largely inherited by (2.36) under  $\mathbb{Q}$ . The arguments below (2.48) then suggest an inflated second term of (2.42), or intertemporal hedging. As shown in the first two plots of Figure 2b, intertemporal hedging drastically alters the trading strategy and thus severely impacts investors' wealth (the first plot, Figure 2a).

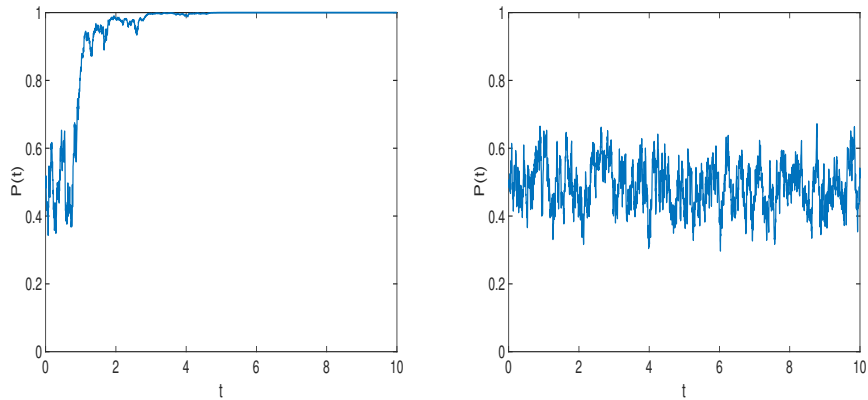
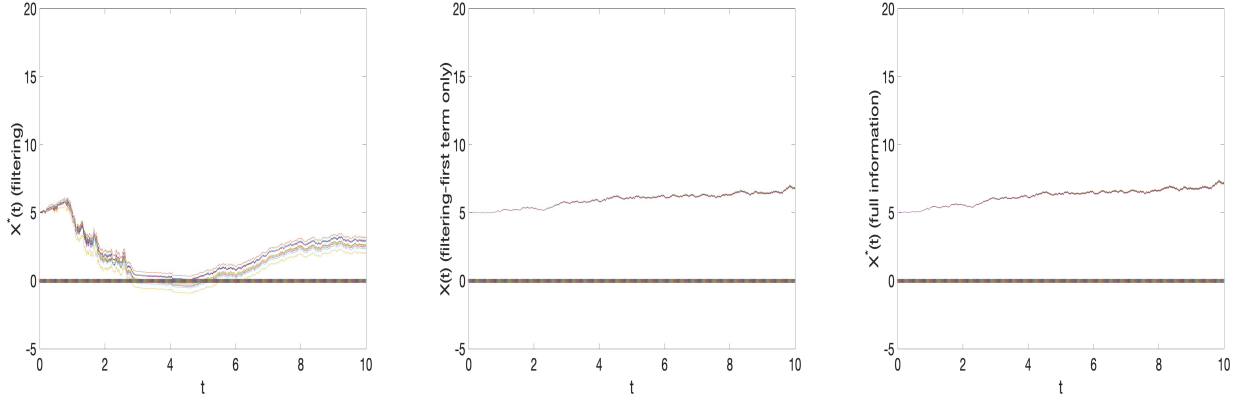
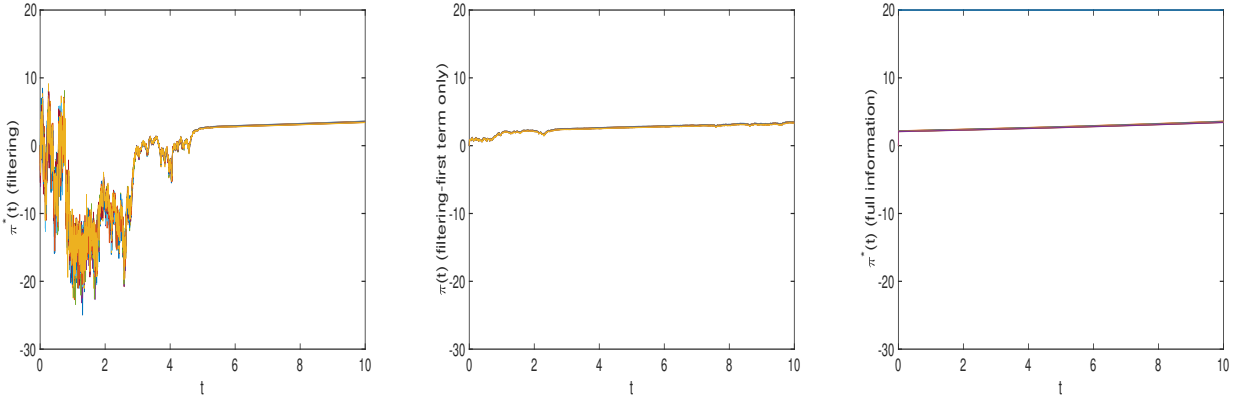


Figure 1: One realization of  $P(\cdot)$  in (2.20) (left) and  $P(\cdot)$  in (3.13) (right), under  $\mu_1 = 0.2$ ,  $\mu_2 = 0.02$ ,  $\sigma = 0.1$ , and  $q_1 = q_2 = 10$ .



(a) Wealth processes  $X_i$  for  $i = 1, \dots, 10$



(b) Trading strategies  $\pi_i$  for  $i = 1, \dots, 10$

Figure 2: Under  $T = 10$ ,  $N = 10$ ,  $r = 0.05$ ,  $\mu = \mu_1 = 0.2$ ,  $\mu_2 = 0.02$ ,  $\sigma = 0.1$ ,  $\lambda_i^M = \lambda_i^V = 0.5$  and  $\gamma_i = 8 + 0.1i$  for  $i = 1, \dots, 10$ , Panel (b) computes one realization of trading strategies  $\pi_i$ ,  $i = 1, \dots, 10$ , with  $\pi_i$  taken to be (2.42), the first term of (2.42), and (2.12), respectively (from left to right). Panel (a) presents one realization of wealth processes  $X_i(t)$ ,  $i = 1, \dots, 10$ , computed under the corresponding trading strategies in Panel (b).

For the case of an alternating  $\mu$ , by Lemma 3.1,  $P(\cdot) = \tilde{p}_1(\cdot)$  in (3.10) satisfies SDE (3.13), which behaves quite differently from (2.20) (the SDE under a fixed  $\mu$ ). As (2.20) involves only a Brownian motion term, it can oscillate wildly between 0 and 1, despite its ultimate convergence to 0 or 1 (by Lemma 2.1). By contrast, the drift term of (3.13) makes the process mean-reverting. As (3.13) always tends to return to the mean level  $\frac{q_2}{q_1+q_2}$ , its oscillation between 0 and 1 is dampened. In other words, with (2.20), investors' judgment of  $\mu$  changes widely over time, but a firm clear opinion will take shape eventually; with (3.13), investors' judgment is stable over time but remains vague throughout. This lasting vagueness keeps myopic trading (i.e., the first term of (2.42)) away from the full-information trading strategy (3.6) *perpetually*. As  $P(\cdot)$  in (3.13) never stays near 0 or 1 for long,  $\theta(P(\cdot))$  is constantly far away from  $\mu_1$  and  $\mu_2$  (and thus from  $\mu(M(\cdot))$ ). In the second plot of Figure 1,  $P(\cdot)$  in (3.13) oscillates around  $\frac{q_2}{q_1+q_2} = 0.5$ , taking values mostly within  $[0.4, 0.6]$ . Accordingly,  $\theta(P(\cdot))$  never gets close to  $\mu(M(\cdot))$ , leaving myopic trading distinct from (3.6) perpetually (the last two plots, Figure 3b). The resulting wealth processes (the last two plots, Figure 3a) then differ substantially.

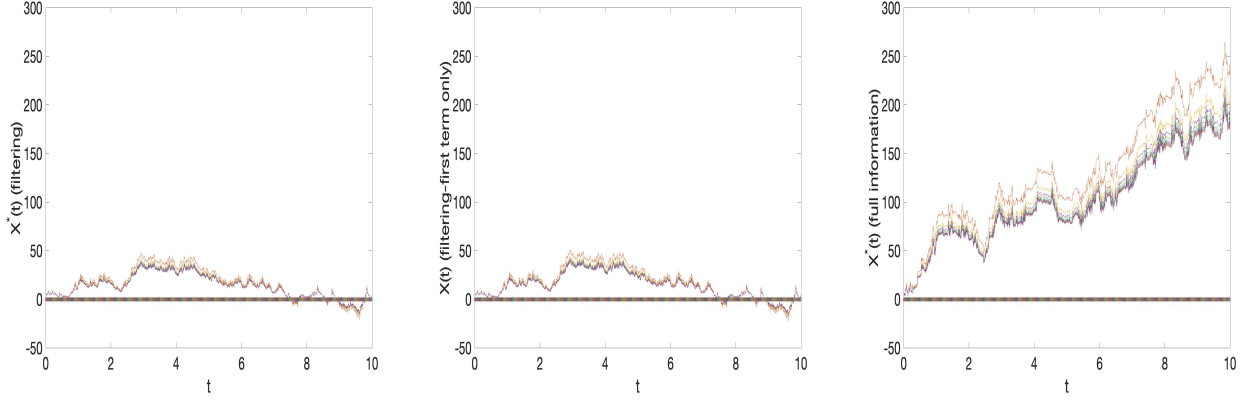
Interestingly, intertemporal trading (i.e., the second term of (2.42)) does not play a significant role here, as opposed to the case of a constant  $\mu$ . Under the measure  $\mathbb{Q}$  in (2.32),  $P(\cdot)$  in (3.13) becomes (2.36), with  $\eta$  given by (3.16). By the definitions of  $\eta$  and  $\beta$  in (3.16) and (2.26), the mean-reverting effect remains dominant whenever  $P(\cdot)$  moves near 0 or 1 under  $\mathbb{Q}$ . As  $P(\cdot)$  is made more stable (or, more “precise”) on  $[t, T]$  under  $\mathbb{Q}$  by this mean-reverting effect, the arguments below (2.48) imply a diminished second term of (2.42), or intertemporal hedging. As shown in the first two plots of Figure 3b, adding the second term of (2.42) does not change the trading strategy much and the resulting wealth processes (the first two plots, Figure 3a) are quite similar.

In summary, when  $\mu$  is constant, due to the strong oscillation (or “impreciseness”) of the posterior probability  $P(\cdot)$ , intertemporal hedging (against such uncertainty) is dominant in driving the trading strategy (2.42) away from the ideal level (2.12). When  $\mu$  is alternating, due to the mean-reverting feature of  $P(\cdot)$ , myopic trading is dominant in driving (2.42) away from the ideal level (3.6). That is, the main culprit of the deviation from ideal trading (and the resulting wealth reduction) can vary, depending crucially on the behavior of the posterior probability  $P(\cdot)$ .

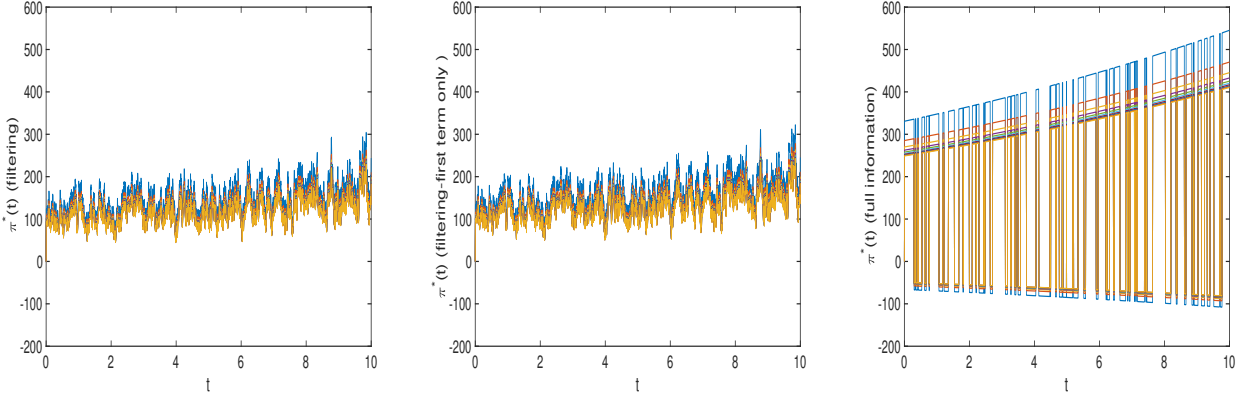
## 4.2 Flocking Behavior and Self-Reinforcement

The intent to reduce  $\text{Var}^{t,x,p}[X_i(T) - \lambda_i^V \bar{X}(T)]$  in (2.24) motivates investor  $i$  to keep her wealth process  $X_i$  at a constant distance from  $\lambda_i^V \bar{X}$  (whether the distance is small or large), which encourages comovement of  $X_i$  and  $\bar{X}$ . As a result, the joint evolution of  $\{X_i\}_{i=1}^N$  likely forms a “flocking behavior” around  $\bar{X}$ , where each  $X_i$  tends to move in the same direction as  $\bar{X}$ . This suggests two consequences of relative performance criteria for investors' wealth evolution, i.e., (i) *contagion*: if  $X_i$  falls (resp. rises) significantly so that  $\bar{X}$  starts to decrease (resp. increase), all other  $X_j$ 's will tend to follow suit; (ii) *self-reinforcement*: if all wealth processes  $\{X_i\}_{i=1}^N$  simultaneously fall (resp. rise), such that so does  $\bar{X}$ , all of  $\{X_i\}_{i=1}^N$  will tend to fall (resp. rise) further.

This hints at an interesting role of partial information—to amplify *downward* self-reinforcement. When there is a misbelief of the  $\mu$  value among investors,  $\{X_i\}_{i=1}^N$  are more likely to fall sharply simultaneously. We therefore expect downward self-reinforcement to be more pronounced under partial information than under full information. Figure 4b shows that investors' wealth can fall sharply simultaneously under partial information (the first plot) and the consideration of relative performance further reduces all investors' wealth significantly (the second plot). Under full information, such sharp simultaneous declines of wealth do not exist (the first plot, Figure 4a) and considering relative performance has a negligible effect (the second plot, Figure 4a).



(a) Wealth processes  $X_i$  for  $i = 1, \dots, 10$



(b) Trading strategies  $\pi_i$  for  $i = 1, \dots, 10$

Figure 3: Under  $T = 10$ ,  $N = 10$ ,  $r = 0.05$ ,  $\mu$  alternating between  $\mu_1 = 0.2$  and  $\mu_2 = 0.02$  with  $q_1 = q_2 = 10$ ,  $\sigma = 0.1$ ,  $\lambda_i^M = \lambda_i^V = 0.9$  and  $\gamma_i = 0.1i$  for  $i = 1, \dots, 10$ , Panel (b) computes one realization of trading strategies  $\pi_i$ ,  $i = 1, \dots, 10$ , with  $\pi_i$  taken to be (2.42), the first term of (2.42), and (3.6), respectively (from left to right), where “ $\eta \equiv 0$ ” is replaced by (3.16). Panel (a) presents one realization of wealth processes  $X_i(t)$ ,  $i = 1, \dots, 10$ , computed under the corresponding trading strategies in Panel (b).



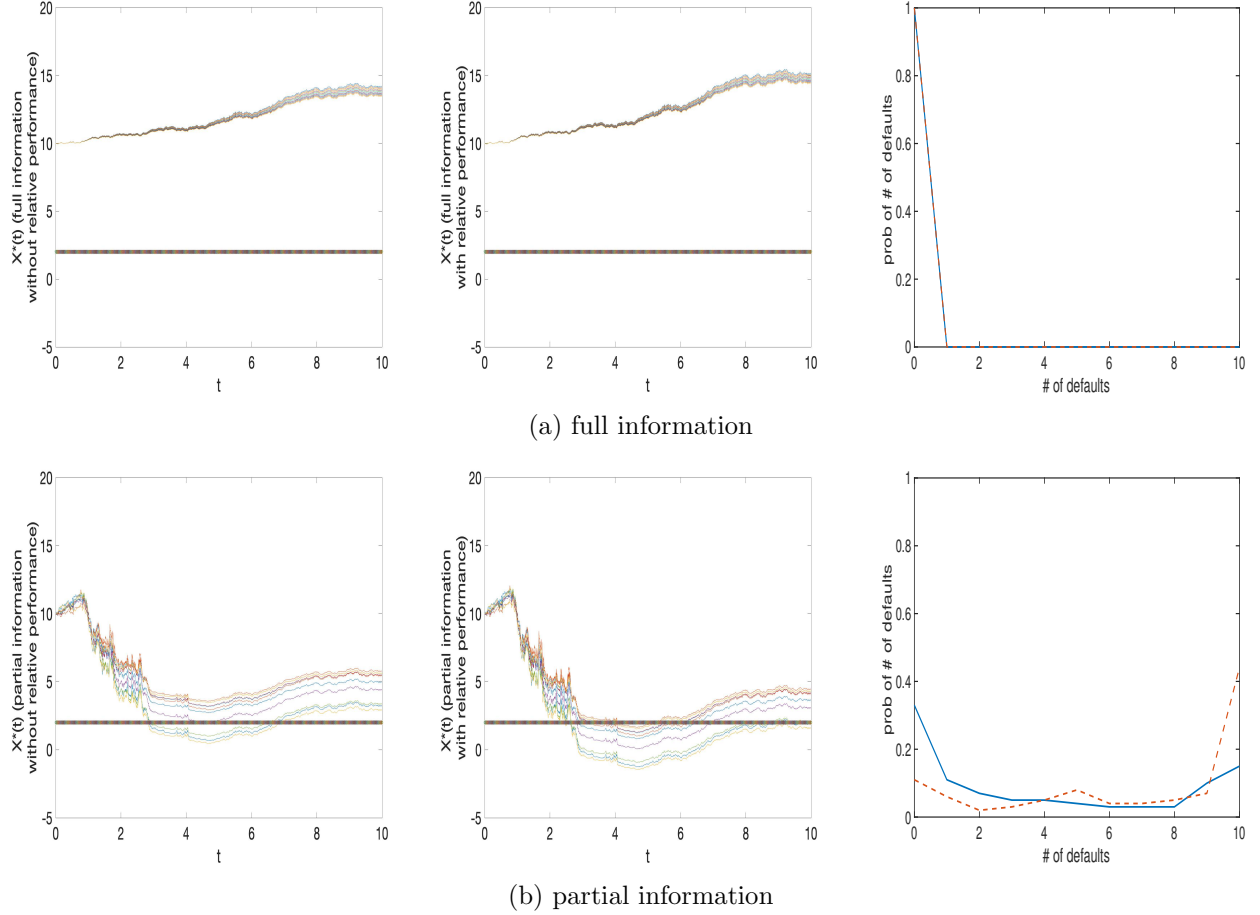


Figure 4: Under  $T = 10$ ,  $N = 10$ ,  $r = 0.05$ ,  $\mu = \mu_1 = 0.2$ ,  $\mu_2 = 0.02$ ,  $\sigma = 0.1$  and  $\gamma_i = 4.5 + 0.1i$  for  $i = 1, \dots, 10$ , the first column presents one realization of wealth processes  $X_i(t)$ ,  $i = 1, \dots, 10$  when relative performance is disregarded ( $\lambda_i^M = \lambda_i^V = 0$ ) under full and partial information; the second column presents one realization of wealth processes  $X_i(t)$ ,  $i = 1, \dots, 10$  when relative performance is considered ( $\lambda_i^M = \lambda_i^V = 0.2$ ) under full and partial information. By simulating 100 realizations and recording for each realization how many of  $X_i(t)$ ,  $i = 1, \dots, 10$ , fall below the warning threshold 2 by time  $T$ , the third column presents the empirical warning distributions with relative performance considered (dashed line) and disregarded (solid line), under full and partial information.

### 4.3 Implications for Systemic Risk

As spelled out in Shleifer and Vishny [26] and Duarte and Eisenbach [8], systemic risk commonly unfolds as fire-sale spillovers. A distressed financial institution quickly sells an asset at a discount in exchange for cash. Such a fire sale slashes the market price of the asset, posing new financial distresses to other slightly healthier financial institutions. This triggers a new wave of fire sales, which further diminishes the asset price and drags down even healthier financial institutions. The procedure continues indefinitely, affecting even institutions considered financially robust.

In particular, a mutual fund or a hedge fund resorts to fire sales (specifically, quickly selling securities held in its portfolio) when it faces significant capital withdrawals by its shareholders, i.e., a run on the fund; see Coval and Stafford [6]. The discussion in Section 4.2 then suggests that fund managers' consideration of relative performance may exacerbate fire-sale spillovers. Indeed, as trading decisions are practically made under partial information, considering relative performance may markedly reduce fund values due to downward self-reinforcement. With lower fund values, an initial fire sale can occur more easily, when shareholders of a fund rush to redeem their investment once they see the fund value fall below a certain threshold. Moreover, the ensuing spillovers are likely more devastating, as other funds are more vulnerable now due to smaller balances.

A regulator's attempt to intervene can also made more costly. Suppose that whenever a fund's value falls below a warning threshold (set higher than shareholders' threshold for a run on the fund), the regulator gets prepared to intervene by collecting sufficient monetary support. The third plot in Figure 4a shows that, under full information, the empirical warning distribution (i.e., how likely a certain number of funds among  $\{X_i\}_{i=1}^N$  will trigger a warning by time  $T$ , computed from 100 simulations of  $\{X_i\}_{i=1}^N$ ) stays unchanged whether fund managers consider relative performance or not. However, in the realistic case of partial information, fund managers' consideration of relative performance significantly impacts the warning distribution (the third plot, Figure 4b): the no-warning probability drops by more than 20%, while the probability that every fund triggers a warning (and thus requires monetary support) climbs by about 25%.

To understand the precise impact on systemic risk, we need to characterize the probability of warning (or default). For  $i = 1, \dots, N$ , let  $x_i \in \mathbb{R}$  be the initial wealth of investor  $i$ ,  $D_i < x_i$  be the warning threshold (or the threshold of a run on the fund), and  $\tau_i := \inf\{t \geq 0 : X_i(t) < D_i\}$  be the warning (or default) time. As detailed in Appendix D, while Girsanov's theorem yields an explicit formula for  $\mathbb{P}(\tau_i < T)$  in the case of a constant  $\mu$  under full information (as in Section 2.1), the same method does not work under partial information or an alternating  $\mu$  (as in Sections 2.2, 3.1, and 3.2). This suggests two important directions for future research: (i) the general characterization of  $\mathbb{P}(\tau_i < T)$ ; (ii) solving the mean-variance problem (2.7), with  $T$  replaced by the random horizon  $\tau_i \wedge T$ . The study of (ii) can reveal how investor  $i$ 's knowledge of a potential default changes her trading behavior in this paper (where we implicitly assume that investors disregard defaults).

## A Proofs of Auxiliary Results

### A.1 Proof of Lemma 2.1

By Wonham [27, Section 2],  $\hat{\mathbf{p}}(u)$  can be computed explicitly as

$$\hat{\mathbf{p}}(u) = \frac{\hat{\mathbf{p}}_j(t) \exp \left\{ \frac{\mu_j - \sigma^2/2}{\sigma^2} (\log(S(u)/S(t))) - \frac{(\mu_j - \sigma^2/2)^2}{2\sigma^2} (u - t) \right\}}{\sum_{k=1}^2 \hat{\mathbf{p}}_k(t) \exp \left\{ \frac{\mu_k - \sigma^2/2}{\sigma^2} (\log(S(u)/S(t))) - \frac{(\mu_k - \sigma^2/2)^2}{2\sigma^2} (u - t) \right\}}. \quad (\text{A.1})$$

If  $\mu = \mu_1$ , then  $\log(S(u)/S(t)) = (\mu_1 - \sigma^2/2)(u - t) + \sigma(W(u) - W(t))$ . Hence, (A.1) becomes

$$\begin{aligned}\widehat{\mathbf{p}}_1(u) &= \frac{\widehat{\mathbf{p}}_1(t) \exp \left\{ \frac{\mu_1 - \sigma^2/2}{\sigma^2} ((\mu_1 - \sigma^2/2)(u - t) + \sigma(W(u) - W(t))) - \frac{(\mu_1 - \sigma^2/2)^2}{2\sigma^2} (u - t) \right\}}{\sum_{k=1}^2 \widehat{\mathbf{p}}_k(t) \exp \left\{ \frac{\mu_k - \sigma^2/2}{\sigma^2} ((\mu_k - \sigma^2/2)(u - t) + \sigma(W(u) - W(t))) - \frac{(\mu_k - \sigma^2/2)^2}{2\sigma^2} (u - t) \right\}} \\ &= \left( 1 + \frac{\widehat{\mathbf{p}}_2(t)}{\widehat{\mathbf{p}}_1(t)} \exp \left\{ -\frac{(\mu_1 - \mu_2)^2}{2\sigma^2} (u - t) + \frac{\mu_2 - \mu_1}{\sigma} (W(u) - W(t)) \right\} \right)^{-1}.\end{aligned}\quad (\text{A.2})$$

As  $\exp \left\{ -\frac{(\mu_1 - \mu_2)^2}{2\sigma^2} (u - t) + \frac{\mu_2 - \mu_1}{\sigma} (W(u) - W(t)) \right\} \rightarrow 0$  as  $u \rightarrow \infty$ , we conclude  $\widehat{\mathbf{p}}_1(u) \rightarrow 1$  as  $u \rightarrow \infty$ . If  $\mu = \mu_2$ , a calculation similar to (A.2) yields

$$\widehat{\mathbf{p}}_1(u) = \left( 1 + \frac{\widehat{\mathbf{p}}_1(t)}{\widehat{\mathbf{p}}_2(t)} \exp \left\{ \frac{(\mu_1 - \mu_2)^2}{2\sigma^2} (u - t) + \frac{\mu_2 - \mu_1}{\sigma} (W(u) - W(t)) \right\} \right)^{-1}.$$

As  $\exp \left\{ \frac{(\mu_1 - \mu_2)^2}{2\sigma^2} (u - t) + \frac{\mu_2 - \mu_1}{\sigma} (W(u) - W(t)) \right\} \rightarrow \infty$  as  $u \rightarrow \infty$ , we conclude  $\widehat{\mathbf{p}}_1(u) \rightarrow 0$  as  $u \rightarrow \infty$ .

## A.2 Proof of Lemma 2.2

(i) By [17, Theorem 5.5.15], there exists a weak solution  $P$  to (2.18) up to a possibly finite explosion time beyond the interval  $(0, 1)$ , which is defined by

$$\tau := \lim_{n \rightarrow \infty} \tau_n, \quad \text{with } \tau_n := \inf\{u \geq t : P(u) \notin (1/n, 1 - 1/n)\} \quad \forall n \in \mathbb{N}. \quad (\text{A.3})$$

With no drift term in (2.18), the corresponding scale function (see e.g., [17, eqn. (5.5.42)]) simplifies to  $p(x) = x - c$  for some  $c \in (0, 1)$ . Hence, the function  $v(x)$  in [17, eqn. (5.5.65)] takes the form

$$v(x) = \frac{2\sigma^2}{(\mu_1 - \mu_2)^2} \int_c^x \frac{x - y}{y^2(1 - y)^2} dy, \quad x \in (0, 1).$$

For any  $x \in (0, c)$ , observe that

$$\begin{aligned}\int_c^x \frac{x - y}{y^2(1 - y)^2} dy &= \int_x^c \frac{y - x}{y^2(1 - y)^2} dy \geq \int_x^c \frac{y - x}{y^2} dy = \int_x^c \left( \frac{1}{y} - \frac{x}{y^2} \right) dy \\ &= \log(c) - \log(x) + x/c - 1 \rightarrow \infty, \quad \text{as } x \downarrow 0,\end{aligned}$$

which implies  $v(0+) = \infty$ . For any  $x \in (c, 1)$ , note that

$$\begin{aligned}\int_c^x \frac{x - y}{y^2(1 - y)^2} dy &\geq \int_c^x \frac{x - y}{(1 - y)^2} dy = \int_c^x \left( \frac{1}{1 - y} - \frac{1 - x}{(1 - y)^2} \right) dy \\ &= -\log(1 - x) + \log(1 - c) + \frac{1 - x}{1 - c} - 1 \rightarrow \infty, \quad \text{as } x \uparrow 1,\end{aligned}$$

which implies  $v(1-) = \infty$ . Hence, by Feller's test for explosion (see [17, Proposition 5.5.32] and [24, Theorem 5.1.5]),  $\mathbb{P}[\tau = \infty] = 1$ . That is,  $\{P(u)\}_{u \geq t}$  never leaves the interval  $(0, 1)$  a.s. and is thus a genuine weak solution to (2.18). Now, as  $p \mapsto p(1 - p)$  is locally Lipschitz on  $\mathbb{R}$ , the uniqueness of strong solutions to (2.18) holds ([17, Theorem 5.2.5]), which implies pathwise uniqueness for weak solutions ([17, Remark 5.3.3]). As a weak solution exists and pathwise uniqueness holds, [17, Corollary 5.3.23] asserts that there exists a unique strong solution to (2.18).<sup>5</sup> As argued above, this solution must lie within  $(0, 1)$  a.s.

<sup>5</sup>As an alternative to the arguments here based on [17, Chapter 5], one may apply [25, Theorem IX.2.1] with the choice  $f(t, \omega) := \omega_t(1 - \omega_t)1_{(0,1)}(\omega_t)$  for all  $t \geq 0$  and continuous paths  $\omega : [0, \infty) \rightarrow \mathbb{R}$ .

(ii) Let us write  $S$  in (2.1) as  $S(u) = S(t)e^{Y(u)}$ , with  $Y(u) := (\mu - \frac{\sigma^2}{2})(u - t) + \sigma(W(u) - W(t))$  for  $u \geq t$ . As  $Y(u) = \log(\frac{S(u)}{S(t)})$  and  $\mathbb{E}[\mu | \mathcal{S}(u)] = \mu_1 \hat{\mathbf{p}}_1(u) + \mu_2(1 - \hat{\mathbf{p}}_1(u))$ , we deduce from (2.19) that

$$\widehat{W}(u) = \frac{1}{\sigma} \left[ Y(u) - \int_t^u \left( \mathbb{E}[\mu | \mathcal{S}(v)] - \frac{\sigma^2}{2} \right) dv \right], \quad t \geq 0,$$

which is a standard Brownian motion w.r.t.  $\{\mathcal{S}(u)\}_{u \geq t}$  thanks to [21, Lemma 11.3]. By Wonham [27, eqn. (12)],  $\hat{\mathbf{p}}_1$  satisfies

$$\begin{aligned} d\hat{\mathbf{p}}_1(u) = & -\frac{1}{\sigma^2} \left( (\mu_1 - \mu_2)\hat{\mathbf{p}}_1(u) + \mu_2 - \frac{\sigma^2}{2} \right) (\mu_1 - \mu_2)(1 - \hat{\mathbf{p}}_1(u))\hat{\mathbf{p}}_1(u)du \\ & + \frac{1}{\sigma^2} (\mu_1 - \mu_2)(1 - \hat{\mathbf{p}}_1(u))\hat{\mathbf{p}}_1(u)dY(u). \end{aligned} \quad (\text{A.4})$$

To simplify this, we apply Itô's formula to (2.19) and get

$$\sigma d\widehat{W}(u) = \frac{dS(u)}{S(u)} - \frac{1}{2S^2(u)} \sigma^2 S^2(u) du - \left( (\mu_1 - \mu_2)\hat{\mathbf{p}}_1(u) + \mu_2 - \frac{\sigma^2}{2} \right) du. \quad (\text{A.5})$$

As  $Y(u) = \log(S(u)/S(t))$ , we have

$$dY(u) = \frac{dS(u)}{S(u)} - \frac{1}{2S^2(u)} \sigma^2 S^2(u) du = \left( (\mu_1 - \mu_2)\hat{\mathbf{p}}_1(u) + \mu_2 - \frac{\sigma^2}{2} \right) du + \sigma d\widehat{W}(u), \quad (\text{A.6})$$

where the second equality stems from (A.5). Plugging this into (A.4) yields  $d\hat{\mathbf{p}}_1(u) = \frac{\mu_1 - \mu_2}{\sigma} (1 - \hat{\mathbf{p}}_1(u))\hat{\mathbf{p}}_1(u)d\widehat{W}(u)$ . Taking  $B = \widehat{W}$  in (i), we conclude that  $\hat{\mathbf{p}}_1$  is the unique strong solution to (2.20). As (A.5) can be rearranged as  $dS(u) = ((\mu_1 - \mu_2)\hat{\mathbf{p}}_1(u) + \mu_2)S(u)du + \sigma S(u)d\widehat{W}(u)$ , we obtain (2.21).

### A.3 Proof of Lemma 2.3

(i) Recall from Remark 2.4 that the measure  $\mathbb{Q}$  in (2.32) is equivalent to  $\mathbb{P}$  and  $W_{\mathbb{Q}}$  in (2.34) is a Brownian motion (adapted to the same filtration  $\{\mathcal{F}_u\}_{t \leq u \leq T}$ ) under  $\mathbb{Q}$ . It follows that the unique strong solution  $P$  to (2.31) (under  $\mathbb{P}$ ) becomes a strong solution to (2.36) (under  $\mathbb{Q}$ ), which satisfies  $P(u) \in (0, 1)$  for  $t \leq u \leq T$   $\mathbb{Q}$ -a.s. (as  $\mathbb{Q}$  is equivalent to  $\mathbb{P}$ ). Because the coefficients of (2.36), i.e.,  $p \mapsto \eta(p) - \beta(p)(\frac{\theta(p)-r}{\sigma})$  and  $p \mapsto \beta(p)$ , are Lipschitz on  $(0, 1)$ , conditions (A1) and (A2) in Heath and Schweizer [12] are satisfied. As  $p \mapsto \theta(p)$  is bounded and locally Lipschitz on  $(0, 1)$ , [12, Lemma 2] asserts that  $f(t, p) := \kappa_i \mathbb{E}_{\mathbb{Q}}^{t, p} \left[ \int_t^T \left( \frac{\theta(P(u))-r}{\sigma} \right)^2 du \right]$  is bounded and continuous on  $[0, T] \times (0, 1)$ . Moreover, as  $p \mapsto \beta(p)^2$  is Lipschitz on  $(0, 1)$  and bounded away from 0 on  $D_n := (1/n, 1 - 1/n)$  for all  $n \in \mathbb{N}$ , conditions (A3') in [12] is also fulfilled. Hence, by [12, Theorem 1] and the remark below it,  $f(t, p)$  is the unique solution in  $C^{1,2}([0, T] \times (0, 1))$  to the Cauchy problem (2.30).

(ii) As the coefficients of the SDE (2.38) is linear in the state variable, there exists a unique strong solution  $\zeta$  to (2.38) for any  $(t, p) \in [0, T] \times (0, 1)$ . Note that  $p \mapsto \eta(p) - \beta(p)(\frac{\theta(p)-r}{\sigma})$  and  $p \mapsto \beta(p)$  are Lipschitz on  $[0, 1]$  and we denote by  $L > 0$  their Lipschitz constant. By definition,  $\Gamma$  and  $\Lambda$  are bounded by  $L$  on  $[0, 1]$ , such that (2.38) fulfills [23, conditions (1.14)-(1.16)]. Hence, by [23, Theorem 1.3.15], there exists  $C_1 > 0$ , depending only on  $T$  and  $L$ , such that

$$\mathbb{E}_{\mathbb{Q}} \left[ \sup_{t \leq u \leq T} \zeta(u)^2 \right] \leq C_1(1 + \zeta(t)^2) = 2C_1. \quad (\text{A.7})$$

Now, we write  $P^{t,p}$  for  $P$  to stress the initial condition in (2.36). By [11, Theorem 5.3], for any  $t \leq u \leq T$ ,  $(P^{t,p+h}(u) - P^{t,p}(u))/h \rightarrow \zeta(u)$  in  $L^2(\Omega, \mathcal{F}, \mathbb{Q})$  as  $h \rightarrow 0$ . By (2.35),

$$\begin{aligned} \lim_{h \rightarrow 0} \frac{c(t, p+h) - c(t, p)}{h} &= \lim_{h \rightarrow 0} \frac{\kappa_i}{h} \mathbb{E}_{\mathbb{Q}} \left[ \int_t^T \left( \frac{\theta(P^{t,p+h}(u)) - r}{\sigma} \right)^2 - \left( \frac{\theta(P^{t,p}(u)) - r}{\sigma} \right)^2 du \right] \\ &= \frac{\kappa_i}{\sigma^2} (\mu_1 - \mu_2) \left( \lim_{h \rightarrow 0} \int_t^T \mathbb{E}_{\mathbb{Q}} \left[ \frac{P^{t,p+h}(u) - P^{t,p}(u)}{h} \right. \right. \\ &\quad \left. \left. \cdot \left( (\mu_1 - \mu_2)(P^{t,p+h}(u) + P^{t,p}(u)) + 2(\mu_2 - r) \right) \right] du \right), \end{aligned} \quad (\text{A.8})$$

where the second equality stems from the definition of  $\theta$  in (2.26) and Fubini's theorem. By [22, Lemma 3.1], there exists  $C_2 > 0$ , depending only on  $T$  and  $L$ , such that  $\mathbb{E}_{\mathbb{Q}}[|P^{t,p+h}(u) - P^{t,p}(u)|^2] \leq C_2 h^2$  for all  $h > 0$  and  $u \in [t, T]$ . Thus,  $\mathbb{E}_{\mathbb{Q}}[|P^{t,p+h}(u) - P^{t,p}(u)|] \leq (\mathbb{E}_{\mathbb{Q}}[|P^{t,p+h}(u) - P^{t,p}(u)|^2])^{1/2} \leq C_2^{1/2} h$  for all  $h > 0$  and  $u \in [t, T]$ . This allows the use of the dominated convergence theorem to exchange the limit and the integral in (A.8). By doing so and recalling  $(P^{t,p+h}(u) - P^{t,p}(u))/h \rightarrow \zeta(u)$  in  $L^2(\Omega, \mathcal{F}, \mathbb{Q})$  (and thus in  $L^1(\Omega, \mathcal{F}, \mathbb{Q})$ ), we conclude from (A.8) that

$$\begin{aligned} \partial_p c(t, p) &= \frac{\kappa_i}{\sigma^2} (\mu_1 - \mu_2) \int_t^T \mathbb{E}_{\mathbb{Q}} \left[ \zeta(u) \left( (\mu_1 - \mu_2) 2P^{t,p}(u) + 2(\mu_2 - r) \right) \right] du \\ &= \frac{2\kappa_i}{\sigma^2} (\mu_1 - \mu_2) \int_t^T \mathbb{E}_{\mathbb{Q}} \left[ \zeta(u) \left( \theta(P^{t,p}(u)) - r \right) \right] du \\ &= \frac{2\kappa_i}{\sigma^2} (\mu_1 - \mu_2) \mathbb{E}_{\mathbb{Q}} \left[ \int_t^T \zeta(u) \left( \theta(P^{t,p}(u)) - r \right) du \right], \end{aligned} \quad (\text{A.9})$$

where the last line follows from Fubini's theorem. As  $P(u) \in (0, 1)$  for  $t \leq u \leq T$   $\mathbb{Q}$ -a.s.,  $\theta(P^{t,p}(u))$  is a bounded process by the definition of  $\theta$  in (2.26). Also, in view of (2.38),  $\zeta(u)$  is a nonnegative process. Hence, we conclude from (A.9) and (A.7) that  $\partial_p c(t, p)$  is bounded on  $[0, T] \times (0, 1)$ .

**Remark A.1.** In the proof of Lemma 2.3 (i) above, instead of using the approximation result in [12], one can construct a different approximation following Chen et al. [5, Lemma 4.1]. The latter requires much less regularity than [12] and can be useful for more general models.

#### A.4 Proof of Corollary 2.1

The desired results follow from the same arguments in the proof of Lemma 2.3 (i) (see Section A.3), with  $\eta(p) - \beta(p)(\frac{\theta(p)-r}{\sigma})$  and  $\kappa_i(\frac{\theta(p)-r}{\sigma})^2$  replaced by  $\eta(p)$  and  $R_i(t, p, \partial_p c_1(t, p), \dots, \partial_p c_N(t, p))$ , and the unique strong solution  $P$  to (2.36) (under  $\mathbb{Q}$ ) replaced by that to (2.31) (under  $\mathbb{P}$ ). In particular, for any  $i = 1, \dots, N$ , as  $\partial_p c_i$  is bounded and continuous by Lemma 2.3 (ii), we see that  $R_i(t, p, \partial_p c_1(t, p), \dots, \partial_p c_N(t, p))$  by definition is bounded and locally Lipschitz in  $p$ , uniformly in  $t$ . Hence, results in [12] can be used as in the proof of Lemma 2.3 (i) to get our desired results.

#### A.5 Proof of Lemma 3.1

(i) By [17, Theorem 5.5.15], there exists a weak solution  $P$  to (3.11) up to a possibly finite explosion time beyond the interval  $(0, 1)$ , defined as in (A.3). In view of the dynamics in (3.11), for any

$c \in (0, 1)$ , the corresponding scale function (see e.g., [17, eqn. (5.5.42)]) takes the form

$$\begin{aligned} p(x) &= \int_c^x \exp \left( \frac{2\sigma^2}{(\mu_1 - \mu_2)^2} \int_c^y \frac{(q_1 + q_2)z - q_2}{z^2(1-z)^2} dz \right) dy \\ &= \int_c^x \exp \left( \frac{2\sigma^2}{(\mu_1 - \mu_2)^2} \left[ \frac{q_2}{y} + \frac{q_1}{1-y} + (q_1 - q_2) \log \left( \frac{y}{1-y} \right) - C \right] \right) dy, \end{aligned} \quad (\text{A.10})$$

where  $C \in \mathbb{R}$  denotes a generic constant that depends only on  $q_1$ ,  $q_2$ , and  $c$  and may change from line to line. For  $x \in (c, 1)$ , we deduce from the above and  $e^z \geq z$  for all  $z \in \mathbb{R}$  that

$$\begin{aligned} p(x) &\geq \frac{2\sigma^2}{(\mu_1 - \mu_2)^2} \int_c^x \left[ \frac{q_2}{y} + \frac{q_1}{1-y} + (q_1 - q_2) \log \left( \frac{y}{1-y} \right) - C \right] dy \\ &= \frac{2\sigma^2}{(\mu_1 - \mu_2)^2} \left[ q_2 \log(x) - q_1 \log(1-x) + (q_1 - q_2)(x \log x + (1-x) \log(1-x)) - C \right]. \end{aligned} \quad (\text{A.11})$$

Hence, we get  $p(1-) = \infty$ . For  $x \in (0, c)$ , a similar calculation shows that the above inequality “ $\geq$ ” turns into “ $\leq$ ”, which then implies  $p(0+) = -\infty$ . We therefore conclude from [17, Problem 5.5.27] and Feller’s test for explosion (see e.g., [17, Theorem 5.5.29]) that  $\mathbb{P}[\tau = \infty] = 1$ . That is,  $\{P(u)\}_{u \geq t}$  never leaves the interval  $(0, 1)$  a.s. and is thus a genuine weak solution to (2.18). Now, as the maps  $p \mapsto -(q_1 + q_2)p$  and  $p \mapsto p(1-p)$  are locally Lipschitz, we can argue as in the last five lines of the proof of Lemma 2.2 (i) (see Section A.3) that a unique strong solution to (2.18) exists and it lies in  $(0, 1)$  a.s.

(ii) Let us write  $S$  in (3.2) as  $S(u) = S(t)e^{Y(u)}$ , with  $Y(u) := \int_t^u (\mu(\alpha(v)) - \frac{\sigma^2}{2})dv + \sigma(W(u) - W(t))$  for  $u \geq t$ . As  $Y(u) = \log(\frac{S(u)}{S(t)})$  and  $\mathbb{E}[\mu(M(u)) \mid \mathcal{S}(u)] = \mu_1 \tilde{\mathbf{p}}_1(u) + \mu_2(1 - \tilde{\mathbf{p}}_1(u))$ , (3.12) becomes

$$\widetilde{W}(u) = \frac{1}{\sigma} \left[ Y(u) - \int_t^u \left( \mathbb{E}[\mu(M(v)) \mid \mathcal{S}(v)] - \frac{\sigma^2}{2} \right) dv \right], \quad u \geq t,$$

which is a standard Brownian motion w.r.t.  $\{\mathcal{S}(u)\}_{u \geq t}$  thanks to [21, Lemma 11.3].<sup>6</sup> By Wonham [27, eqn. (21)],  $\tilde{\mathbf{p}}_1$  satisfies

$$\begin{aligned} d\tilde{\mathbf{p}}_1(u) &= \left( -(q_1 + q_2)\tilde{\mathbf{p}}_1(u) + q_2 \right) du - \frac{1}{\sigma^2} \left( (\mu_1 - \mu_2)\tilde{\mathbf{p}}_1(u) + \mu_2 - \frac{\sigma^2}{2} \right) (\mu_1 - \mu_2)(1 - \tilde{\mathbf{p}}_1(u))\tilde{\mathbf{p}}_1(u) du \\ &\quad + \frac{1}{\sigma^2} (\mu_1 - \mu_2)(1 - \tilde{\mathbf{p}}_1(u))\tilde{\mathbf{p}}_1(u) dY(u). \end{aligned} \quad (\text{A.12})$$

To simplify this, we apply Itô’s formula to (3.12) and get (A.5), with  $\widehat{W}$  and  $\widehat{\mathbf{p}}_1$  therein replaced by  $\widetilde{W}$  and  $\tilde{\mathbf{p}}_1$ , respectively. It follows that the dynamics of  $Y$  in (A.6) still holds, with  $\widetilde{W}$  and  $\tilde{\mathbf{p}}_1$  in place of  $\widehat{W}$  and  $\widehat{\mathbf{p}}_1$ . Plugging this into (A.12) yields  $d\tilde{\mathbf{p}}_1(u) = \left( -(q_1 + q_2)\tilde{\mathbf{p}}_1(u) + q_2 \right) du + \frac{\mu_1 - \mu_2}{\sigma} (1 - \tilde{\mathbf{p}}_1(u))\tilde{\mathbf{p}}_1(u) d\widetilde{W}(u)$ . By taking  $B = \widetilde{W}$  in part (i), we conclude that  $\tilde{\mathbf{p}}_1$  is the unique strong solution to (3.13). Finally, since rearranging (A.5), with  $\widetilde{W}$  and  $\tilde{\mathbf{p}}_1$  in place of  $\widehat{W}$  and  $\widehat{\mathbf{p}}_1$ , gives  $dS(u) = ((\mu_1 - \mu_2)\tilde{\mathbf{p}}_1(u) + \mu_2)S(u)du + \sigma S(u)d\widetilde{W}(u)$ , we obtain (3.14).

## B Proofs of Theorems 2.1, 2.2, and 3.2

As we will see in this section, the proofs of Theorems 2.1, 2.2, and 3.2 share a similar structure. This is because the state processes involved, i.e.,  $\mathbf{X}$  and  $P$ , always change continuously as solutions

<sup>6</sup>While [21, Lemma 11.3] is stated for diffusion processes, the arguments in its proof still hold when applied to  $\mu(M(t))$ , a continuous-time Markov chain.



to SDEs. By contrast, the proof of Theorem 3.1 (postponed to Section C) requires a different derivation to accommodate the state process  $M$ , which jumps between two distinct states.

Section B.1 below solves the extended HJB equations for the problem (2.24), i.e., the coupled system (2.27)-(2.28) for  $i = 1, \dots, N$ . Based on the semi-explicit form of the solution (in terms of the Cauchy problems (2.30) and (2.39)), we will construct the Nash equilibria stated in Theorems 2.2 and 3.2; see Sections B.2 and B.3. Theorem 2.1 will follow as a special case; see Section B.4.

## B.1 Solving the Extended HJB Equations

Let  $B$  be a standard Brownian motion. Consider the problem (2.24), subject to the wealth dynamics

$$dX_i(u) = rX_i(u) + \pi_i(u) \left( (\mu_1 - \mu_2)P(u) + \mu_2 - r \right) du + \pi_i(u) \sigma dB(u), \quad u \in [t, T], \quad X_i(t) = x_i, \quad (\text{B.1})$$

where  $P$  is the unique strong solution to

$$dP(u) = \eta(P(u))dt + \frac{\mu_1 - \mu_2}{\sigma} P(u)(1 - P(u))dB(u), \quad u \in [t, T], \quad P(t) = p \in (0, 1). \quad (\text{B.2})$$

For the case  $\mu_1 = \mu_2 = \mu$ , (B.1) corresponds to the wealth dynamics (2.2) in Section 2.1; moreover, as there is no longer  $P(u)$ -dependence in the wealth dynamics, the problem (2.24) reduces to (2.7). For the case  $\mu_1 > \mu_2$ , by taking  $\eta \equiv 0$ , (B.1) corresponds to the wealth dynamics (2.22) in Section 2.2; by taking  $\eta : [0, 1] \rightarrow \mathbb{R}$  as in (3.16), (B.1) represents the wealth dynamics (3.15) in Section 3.2.

From the detailed explanations between (2.26) and (2.30), we know that the extended HJB equations are (2.27)-(2.28) for  $i = 1, \dots, N$ . By plugging the ansatz (2.29) into (2.27)-(2.28), we get

$$\begin{aligned} & \partial_t A_i x_i + r A_i x_i + \partial_t B_i \bar{x}_{(-i)} + r B_i \bar{x}_{(-i)} + \partial_t C_i + \eta(p) \partial_p C_i + \frac{\beta(p)^2}{2} \partial_{pp} C_i \\ & + B_i(\theta(p) - r) \bar{\pi}_{(-i)}^* - \frac{\gamma_i \sigma^2}{2} \left( \frac{b_i}{N} \right)^2 \sum_{j \neq i} \sum_{k \neq i} \pi_j^* \pi_k^* - \frac{\gamma_i \beta(p)}{2} (\partial_p c_i)^2 - \gamma \sigma \beta(p) b_i \partial_p c_i \bar{\pi}_{(-i)}^* \\ & + \sup_{\pi_i} \left\{ A_i(\theta(p) - r) \pi_i - \frac{\gamma_i \sigma^2}{2} \pi_i^2 a_i^2 - \gamma_i \sigma^2 a_i b_i \pi_i \bar{\pi}_{(-i)}^* - \gamma_i \sigma \pi_i \beta(p) a_i \partial_p c_i \right\} = 0 \end{aligned} \quad (\text{B.3})$$

with the terminal conditions  $A_i(T) = 1 - \frac{\lambda_i^M}{N}$ ,  $B_i(T) = -\lambda_i^M$ , and  $C_i(T, y) = 0$ , as well as

$$\begin{aligned} & \partial_t a_i x_i + \partial_t b_i \bar{x}_{(-i)} + r a_i x_i + a_i(\theta(p) - r) \pi_i^* + r b_i \bar{x}_{(-i)} + b_i(\theta(p) - r) \bar{\pi}_{(-i)}^* \\ & + \partial_t c_i + \eta(p) \partial_p c_i + \frac{\beta(p)^2}{2} \partial_{pp} c_i = 0 \end{aligned} \quad (\text{B.4})$$

with the terminal conditions  $a_i(T) = 1 - \lambda_i^V / N$ ,  $b_i(T) = -\lambda_i^V$ , and  $c_i(T, y) = 0$ . For (B.3) to hold for all  $\mathbf{x} = (x_1, \dots, x_N) \in \mathbb{R}^N$ , it is necessary that the coefficients of  $x_i$  and the coefficients of  $\bar{x}_{(-i)}$  sum up to 0, respectively. This leads to the ordinary differential equations (ODEs)  $A_i'(t) + r A_i(t) = 0$  with  $A_i(T) = 1 - \lambda_i^M / N$  and  $B_i'(t) + r B_i(t) = 0$  with  $B_i(T) = -\lambda_i^M$ , which admit explicit solutions

$$A_i(t) = \left( 1 - \frac{\lambda_i^M}{N} \right) e^{r(T-t)}, \quad B_i(t) = -\lambda_i^M e^{r(T-t)}. \quad (\text{B.5})$$

Similarly, for (B.4) to hold for all  $\mathbf{x} = (x_1, \dots, x_N) \in \mathbb{R}^N$ , it is necessary that the coefficients of  $x_i$  and the coefficients of  $\bar{x}_{(-i)}$  sum up to 0, respectively. This leads to the ODEs  $a_i'(t) + r a_i(t) = 0$  with  $a_i(T) = 1 - \lambda_i^V / N$  and  $b_i'(t) + r b_i(t) = 0$  with  $b_i(T) = -\lambda_i^V$ , which admit explicit solutions

$$a_i(t) = \left( 1 - \frac{\lambda_i^V}{N} \right) e^{r(T-t)}, \quad b_i(t) = -\lambda_i^V e^{r(T-t)}. \quad (\text{B.6})$$

By solving for the maximizer of the supremum in (B.3), we find that a Nash equilibrium  $\pi^* = (\pi_1^*, \dots, \pi_N^*) \in \mathcal{A}^N$  needs to satisfy

$$\pi_i^* = \frac{A_i}{a_i^2} \frac{\theta(p) - r}{\gamma_i \sigma^2} - \frac{b_i}{a_i^2} \bar{\pi}_{(-i)}^* - \frac{\beta(p)}{\sigma} \frac{\partial_p c_i}{a_i}, \quad \forall i = 1, \dots, N. \quad (\text{B.7})$$

Inserting (B.5) and (B.6) into (B.7) yields

$$\begin{aligned} \pi_i^* &= \left(1 - \frac{\lambda_i^V}{N}\right)^{-2} \left(1 - \frac{\lambda_i^M}{N}\right) \frac{\theta(p) - r}{\gamma_i \sigma^2} e^{-r(T-t)} \\ &\quad + \left(1 - \frac{\lambda_i^V}{N}\right)^{-1} \left\{ \lambda_i^V \bar{\pi}_{(-i)}^* - e^{-r(T-t)} \frac{\beta(p)}{\sigma} \partial_p c_i \right\} \\ &= \left(1 - \frac{\lambda_i^V}{N}\right)^{-1} \left\{ \frac{\theta(p) - r}{\sigma^2} \kappa_i e^{-r(T-t)} + \lambda_i^V \bar{\pi}_{(-i)}^* - e^{-r(T-t)} \frac{\beta(p)}{\sigma} \partial_p c_i \right\}, \end{aligned} \quad (\text{B.8})$$

where the second equality follows from the definition of  $\kappa_i$  in (2.10). Recall that  $\bar{\pi}^* = \frac{1}{N} \sum_{j=1}^N \pi_j^* = \pi_i^*/N + \frac{1}{N} \sum_{j \neq i} \pi_j^* = \pi_i^*/N + \bar{\pi}_{(-i)}^*$ . It follows that

$$\pi_i^* - \lambda_i^V \bar{\pi}^* = \left(1 - \frac{\lambda_i^V}{N}\right) \pi_i^* - \lambda_i^V \bar{\pi}_{(-i)}^* = e^{-r(T-t)} \left\{ \kappa_i \left( \frac{\theta(p) - r}{\sigma^2} \right) - \frac{\beta(p)}{\sigma} \partial_p c_i \right\}, \quad (\text{B.9})$$

where the second equality follows from (B.8). Summing this up over all  $i = 1, \dots, N$  then gives

$$\bar{\pi}^* = (1 - \bar{\lambda}^V)^{-1} e^{-r(T-t)} \left\{ \bar{\kappa} \left( \frac{\theta(p) - r}{\sigma^2} \right) - \frac{\beta(p)}{\sigma} \overline{\partial_p c} \right\}, \quad (\text{B.10})$$

with  $\bar{\kappa}$  and  $\bar{\lambda}^V$  defined as in (2.11) and  $\overline{\partial_p c} := \frac{1}{N} \sum_{j=1}^N \partial_p c_j$ . Plugging this back into (B.9) leads to the formula of  $\pi_i^*$  in (2.42).

Now, we look back again at (B.4). With the coefficients of  $x_i$  and those of  $\bar{x}_{(-1)}$  both summing up to 0, the remaining terms in (B.4) should also sum up to 0. By plugging (B.6) into the remaining terms and using the relation (B.9), we find that  $c_i(t, p)$  needs to solve the Cauchy problem (2.30), which indeed admits a unique solution in  $C^{1,2}([0, T] \times (0, 1))$  (by Lemma 2.3). Similarly, for (B.3), as the coefficients of  $x_i$  and those of  $\bar{x}_{(-1)}$  both sum up to 0, the remaining terms in (B.3) should also sum up to 0. By plugging (B.5) and (B.6) into the remaining terms and using the relation (B.9) and (B.10), we find that  $C_i(t, p)$  needs to solve the Cauchy problem (2.39), which indeed admits a unique solution in  $C^{1,2}([0, T] \times (0, 1))$  (by Corollary 2.1). All the above proves the following.

**Proposition B.1.** *For any Lipschitz  $\eta : [0, 1] \rightarrow \mathbb{R}$ , the extended HJB equations (2.27)-(2.28) for  $i = 1, \dots, N$  has a solution  $\{(V_i, g_i)\}_{i=1}^N$  of the form (2.29), where  $A_i$ ,  $B_i$ ,  $a_i$ , and  $b_i$  are given by (B.5) and (B.6),  $c_i$  is the unique classical solution to (2.30) in Lemma 2.3, and  $C_i$  is the unique classical solution to (2.39) in Corollary 2.1. Moreover,  $\pi_i^*$  in (2.42) attains the supremum in (2.27).*

## B.2 Proof of Theorem 2.2

As the wealth dynamics (2.22) corresponds to (B.1)-(B.2) with  $\eta \equiv 0$ , we take  $\eta \equiv 0$  in Proposition B.1. This readily gives  $\{(V_i, g_i, \pi_i^*)\}_{i=1}^N$  that fulfill the following: for any fixed  $i = 1, \dots, N$ , with  $\{\pi_j^*\}_{j \neq i}$  all given,  $(V_i, g_i)$  solves (2.27)-(2.28) (with  $\eta \equiv 0$ ) and  $\pi_i^*$ , given by (2.42), attains the supremum in (2.27). To prove that  $(\pi_1^*, \dots, \pi_N^*)$  form a Nash equilibrium per Definition 2.3, we need to show that each  $\pi_i^*$  satisfies (2.25). Note that with  $\{\pi_j^*\}_{j \neq i}$  given, this is essentially

the mean-variance problem for one single agent (i.e., investor  $i$ ) and one may use the verification result [4, Theorem 5.2] to show that  $\pi_i^*$  satisfies (2.25). Indeed, by the construction of  $(V_i, g_i, \pi_i^*)$  in Proposition B.1, we see that (i)  $V_i(t, \mathbf{x}, p)$  and  $g_i(t, \mathbf{x}, p)$  belong to  $C^{1,\infty,2}([0, \infty) \times \mathbb{R}^N \times (0, 1))$  and their first derivatives in  $x_i$ ,  $i = 1, \dots, N$ , and  $p$  are all bounded; (ii)  $\pi_i^*$  is also bounded. With such regularity and boundedness, the variational argument in [4, pp. 342-343] can be applied to  $J_i(t, \mathbf{x}, p, \bar{\pi}_{(-1)}^*, \pi_i^*)$ , the value function of investor  $i$  under  $\pi_i^*$ , and it yields the relation (2.25).

### B.3 Proof of Theorem 3.2

As the wealth dynamics (3.15) corresponds to (B.1)-(B.2) with  $\eta : [0, 1] \rightarrow \mathbb{R}$  given by (3.16), we take such an  $\eta$  function in Proposition B.1. The desired results then follow from exactly the same arguments in Section B.2, with “ $\eta \equiv 0$ ” replaced by “ $\eta$  given by (3.16)”.

### B.4 Proof of Theorem 2.1

When deriving the extended HJB equations (in line with the explanation between (2.26) and (2.30)), as there is no  $p$  dependence in the present case, we obtain a simplified version of (2.27)-(2.28), where  $\theta(p)$  is replaced by  $\mu \in \mathbb{R}$  and every term with a derivative in  $p$  disappears. By plugging the ansatz (2.29) (yet without the  $p$  variable) into this simplified extended HJB equation, we get  $A_i$  and  $B_i$  as in (B.5),  $a_i$  and  $b_i$  as in (B.6), and

$$c_i(t) = \kappa_i \left( \frac{\mu - r}{\sigma} \right)^2 (T - t), \quad C_i(t) = (T - t)N_i.$$

with  $N_i$  given as in (2.14). This in turn implies that the maximizer of the supremum in the simplified (2.27) takes the form (2.12). Relying on the explicit form of  $(V_i, g_i, \pi_i^*)$ , we may argue as in Section B.2 that the methods for [4, Theorem 5.2] can be applied here to show that  $\pi_i^*$  satisfies (2.9). As this holds for all  $i = 1, \dots, N$ ,  $\boldsymbol{\pi}^* = (\pi_1^*, \dots, \pi_N^*) \in \mathcal{A}^N$  is a Nash equilibrium for the  $N$ -player game (2.7), subject to the wealth dynamics (2.2).

## C Proof of Theorem 3.1

In the following, we derive the extended HJB equation following Björk et al. [3, Section 10], but in a regime-switching model similar to [28]. For the problem (3.4), subject to the wealth dynamics (3.3), the extended HJB equation for a Nash equilibrium  $\boldsymbol{\pi}^* = (\pi_1^*, \dots, \pi_N^*) \in \mathcal{A}^N$  and the corresponding equilibrium value functions  $\{V_i^{(m)}(t, \mathbf{x})\}_{i=1}^N$ ,  $m = 1, 2$ , takes the form: for any  $i = 1, \dots, N$ ,

$$\begin{aligned} \partial_t V_i^{(1)} &+ \sup_{\pi_i} \left\{ \sum_{j \neq i} (rx_j + (\mu_1 - r)\pi_j^*) \partial_{x_j} V_i^{(1)} + (rx_i + (\mu_1 - r)\pi_i) \partial_{x_i} V_i^{(1)} \right. \\ &+ \frac{\sigma^2}{2} \sum_{j \neq i} \sum_{k \neq i} \pi_j^* \pi_k^* \partial_{x_j x_k} V_i^{(1)} - q_1 V_i^{(1)} + q_1 V_i^{(2)} \\ &+ \frac{\sigma^2}{2} \pi_i^2 \partial_{x_i x_i} V_i^{(1)} + \sigma^2 \pi_i \sum_{j \neq i} \pi_j^* \partial_{x_i x_j} V_i^{(1)} - \frac{\gamma_i \sigma^2}{2} \sum_{j \neq i} \sum_{k \neq i} \pi_j^* \pi_k^* \partial_{x_j} g_i^{(1)} \partial_{x_k} g_i^{(1)} \\ &\left. - \frac{\gamma_i \sigma^2}{2} \pi_i^2 (\partial_{x_i} g_i^{(1)})^2 - \gamma_i \sigma^2 \pi_i \sum_{j \neq i} \pi_j^* \partial_{x_i} g_i^{(1)} \partial_{x_j} g_i^{(1)} \right\} = 0 \end{aligned} \quad (\text{C.1})$$

and

$$\begin{aligned}
\partial_t V_i^{(2)} &+ \sup_{\pi_i} \left\{ \sum_{j \neq i} (rx_j + (\mu_2 - r)\pi_j^*) \partial_{x_j} V_i^{(2)} + (rx_i + (\mu_2 - r)\pi_i) \partial_{x_i} V_i^{(2)} \right. \\
&+ \frac{\sigma^2}{2} \sum_{j \neq i} \sum_{k \neq i} \pi_j^* \pi_k^* \partial_{x_j x_k} V_i^{(1)} - q_2 V_i^{(2)} + q_2 V_i^{(1)} \\
&+ \frac{\sigma^2}{2} \pi_i^2 \partial_{x_i x_i} V_i^{(1)} + \sigma^2 \pi_i \sum_{j \neq i} \pi_j^* \partial_{x_i x_j} V_i^{(1)} - \frac{\gamma_i \sigma^2}{2} \sum_{j \neq i} \sum_{k \neq i} \pi_j^* \pi_k^* \partial_{x_j} g_i^{(2)} \partial_{x_k} g_i^{(2)} \\
&\left. - \frac{\gamma_i \sigma^2}{2} \pi_i^2 (\partial_{x_i} g_i^{(2)})^2 - \gamma_i \sigma^2 \pi_i \sum_{j \neq i} \pi_j^* \partial_{x_i} g_i^{(2)} \partial_{x_j} g_i^{(2)} \right\} = 0, \tag{C.2}
\end{aligned}$$

with the terminal condition  $V_i^{(1)}(T, \mathbf{x}) = V_i^{(2)}(T, \mathbf{x}) = (1 - \frac{\lambda_i^M}{N})x_i - \lambda_i^M \bar{x}_{(-i)}$ , where the functions  $g^{(1)}(t, \mathbf{x})$  and  $g^{(2)}(t, \mathbf{x})$  satisfy

$$\partial_t g_i^{(1)} + \sum_{j=1}^N (rx_j + (\mu_1 - r)\pi_j^*) \partial_{x_j} g_i^{(1)} + \frac{\sigma^2}{2} \sum_{j=1}^N \sum_{k=i}^N \pi_j^* \pi_k^* \partial_{x_j x_k} g_i^{(1)} - q_1 g_i^{(1)} + q_1 g_i^{(2)} = 0, \tag{C.3}$$

$$\partial_t g_i^{(2)} + \sum_{j=1}^N (rx_j + (\mu_2 - r)\pi_j^*) \partial_{x_j} g_i^{(2)} + \frac{\sigma^2}{2} \sum_{j=1}^N \sum_{k=i}^N \pi_j^* \pi_k^* \partial_{x_j x_k} g_i^{(2)} - q_2 g_i^{(2)} + q_2 g_i^{(1)} = 0 \tag{C.4}$$

with the terminal condition  $g_i^{(1)}(T, \mathbf{x}) = g_i^{(2)}(T, \mathbf{x}) = (1 - \frac{\lambda_i^V}{N})x_i - \lambda_i^V \bar{x}_{(-i)}$ . By plugging the ansatz

$$\begin{aligned}
V_i^{(m)}(t, \mathbf{x}) &= A_i(t)x_i + B_i(t)\bar{x}_{(-i)} + C_i(t, m) \\
g_i^{(m)}(t, \mathbf{x}) &= a_i(t)x_i + b_i(t)\bar{x}_{(-i)} + c_i(t, m).
\end{aligned} \tag{C.5}$$

into (C.1)-(C.4), we find that the coefficients of  $x_i$ , the coefficients of  $\bar{x}_{(-i)}$ , and the remaining terms should all sum up to 0. By a detailed calculation, this directly yields  $A_i$  and  $B_i$  as in (B.5),  $a_i$  and  $b_i$  as in (B.6),  $C_i(t, 1)$  and  $C_i(t, 2)$  as in (3.8)-(3.9), as well as

$$\begin{aligned}
c_i(t, 1) &= \frac{q_2 \kappa_i \left(\frac{\mu_1 - r}{\sigma}\right)^2 + q_1 \kappa_i \left(\frac{\mu_2 - r}{\sigma}\right)^2}{q_1 + q_2} (T - t) \\
&+ \frac{q_1}{(q_1 + q_2)^2} \left( \kappa_i \left(\frac{\mu_1 - r}{\sigma}\right)^2 - \kappa_i \left(\frac{\mu_2 - r}{\sigma}\right)^2 \right) \left(1 - e^{(q_1 + q_2)(T-t)}\right), \tag{C.6}
\end{aligned}$$

$$\begin{aligned}
c_i(t, 2) &= \frac{q_2 \kappa_i \left(\frac{\mu_1 - r}{\sigma}\right)^2 + q_1 \kappa_i \left(\frac{\mu_2 - r}{\sigma}\right)^2}{q_1 + q_2} (T - t) \\
&- \frac{q_2}{(q_1 + q_2)^2} \left( \kappa_i \left(\frac{\mu_1 - r}{\sigma}\right)^2 - \kappa_i \left(\frac{\mu_2 - r}{\sigma}\right)^2 \right) \left(1 - e^{(q_1 + q_2)(T-t)}\right). \tag{C.7}
\end{aligned}$$

That is, for all  $i = 1, \dots, N$ , the extended HJB equation (C.1)-(C.4) has a solution  $(V_i^{(m)}, g_i^{(m)})$ ,  $m = 1, 2$ , of the form (C.5), with  $A_i$ ,  $B_i$ ,  $a_i$ ,  $b_i$ ,  $c_i$ , and  $C_i$  specified above. This in turn implies that the maximizer  $\pi_i^*$  of the supremum in (C.1) (resp. (C.2)) is given by (3.6) with  $m = 1$  (resp.  $m = 2$ ). Using the explicit forms of  $V_i^{(m)}$ ,  $g_i^{(m)}$ , and  $\pi_i^*$ , we can follow the arguments in [4, Theorem 5.2] to show that  $\pi_i^*$  satisfies (3.5). As this holds for all  $i = 1, \dots, N$ ,  $\boldsymbol{\pi}^* = (\pi_1^*, \dots, \pi_N^*) \in \mathcal{A}^N$  is a Nash equilibrium for the  $N$ -player game (3.4), subject to the wealth dynamics (3.3).

## D The Probability of Warning (or Default)

For each  $i = 1, \dots, N$ , let  $x_i \in \mathbb{R}$  be the initial wealth of investor  $i$  and  $D_i \in \mathbb{R}$  with  $D_i < x_i$  be the warning threshold (or the threshold of a run on the fund). Consider the warning (or default) time  $\tau_i := \inf\{t \geq 0 : X_i(t) < D_i\}$ . For the case of a constant  $\mu$  under full information (as in Section 2.1), the equilibrium wealth process  $X_i$  is given by (2.2) with  $\pi_i(u) = \pi_i^*(u)$  in (2.12). If we further assume  $r = 0$  for simplicity,  $\pi_i^*(u)$  simplifies to a constant  $\pi_i^* = \frac{\mu}{\sigma^2} \left( \kappa_i + \frac{\lambda_i^V}{1-\lambda^V} \bar{\kappa} \right)$ . Then, for any  $T > 0$ , by using Girsanov's theorem as in [17, p. 196], we obtain

$$\mathbb{P}(\tau_i < T) = \int_0^T \exp \left\{ \frac{\mu(D_i - x_i)}{\sigma^2 \pi_i^*} - \frac{1}{2} \left( \frac{\mu}{\sigma} \right)^2 u \right\} \frac{|D_i - x_i|}{\sqrt{2\pi u^3}} \exp \left\{ -\frac{1}{2u} \left( \frac{D_i - x_i}{\sigma \pi_i^*} - \frac{\mu}{\sigma} u \right)^2 \right\} du.$$

Moreover, as  $T \rightarrow \infty$ , this implies

$$\mathbb{P}(\tau_i < \infty) = \exp \left\{ -\frac{2\mu|D_i - x_i|}{\sigma^2 \pi_i^*} \right\} = \exp \left\{ -2|D_i - x_i| \left( \kappa_i + \frac{\lambda_i^V}{1-\lambda^V} \bar{\kappa} \right)^{-1} \right\}.$$

In view of (2.10), this indicates that  $\mathbb{P}(\tau_i < \infty)$  is smaller under a larger risk aversion coefficient  $\gamma_i$ , but larger under a larger relative performance coefficient  $\lambda_i^V$ . The above explicit formulas of  $\mathbb{P}(\tau_i < T)$  and  $\mathbb{P}(\tau_i < \infty)$ , however, cannot be easily obtained once we consider partial information or an alternating  $\mu$  (as in Sections 2.2, 3.1, and 3.2). In these more general cases, the coefficients of the wealth process  $X_i$  are no longer constant (even if we assume  $r = 0$ ), distinct from the case of Section 2.1. By Girsanov's theorem, the original Brownian motion now becomes a Brownian motion plus a time integral of a (non-constant) stochastic process, whose distribution and first passage times do not admit explicit formulas.

## References

- [1] A. ARUNDEL AND I. KABLA, *What percentage of innovations are patented? empirical estimates for european firms*, Research Policy, 27 (1998), pp. 127–141.
- [2] S. BASAK AND G. CHABAKAURI, *Dynamic Mean-Variance Asset Allocation*, The Review of Financial Studies, 23 (2010), pp. 2970–3016.
- [3] T. BJÖRK, K. KHAPKO, AND A. MURGOCCI, *On time-inconsistent stochastic control in continuous time: theory and examples*, arXiv:1612.03650, (2016).
- [4] ———, *On time-inconsistent stochastic control in continuous time*, Finance and Stochastics, 21 (2017), pp. 331–360.
- [5] X. CHEN, Y.-J. HUANG, Q. SONG, AND C. ZHU, *The stochastic solution to a Cauchy problem for degenerate parabolic equations*, J. Math. Anal. Appl., 451 (2017), pp. 448–472.
- [6] J. COVAL AND E. STAFFORD, *Asset fire sales (and purchases) in equity markets*, Journal of Financial Economics, 86 (2007), pp. 479–512.
- [7] M. DAI, Q. ZHANG, AND Q. J. ZHU, *Trend following trading under a regime switching model*, SIAM Journal on Financial Mathematics, 1 (2010), pp. 780–810.
- [8] F. DUARTE AND T. EISENBACH, *Fire-sale spillovers and systemic risk*, The Journal of Finance, 76 (2021), pp. 1251–1294.

- [9] G.-E. ESPINOSA AND N. TOUZI, *Optimal investment under relative performance concerns*, Mathematical Finance, 25 (2015), pp. 221–257.
- [10] A. FRIEDMAN, *Partial differential equations of parabolic type*, Prentice-Hall, Inc., Englewood Cliffs, NJ, 1964.
- [11] —, *Stochastic differential equations and applications. Vol. 1*, vol. Vol. 28 of Probability and Mathematical Statistics, Academic Press [Harcourt Brace Jovanovich, Publishers], New York-London, 1975.
- [12] D. HEATH AND M. SCHWEIZER, *Martingales versus PDEs in finance: an equivalence result with examples*, J. Appl. Probab., 37 (2000), pp. 947–957.
- [13] Y.-J. HUANG AND Z. WANG, *Optimal equilibria for multidimensional time-inconsistent stopping problems*, SIAM J. Control Optim., 59 (2021), pp. 1705–1729.
- [14] Y.-J. HUANG AND Z. ZHOU, *The optimal equilibrium for time-inconsistent stopping problems—the discrete-time case*, SIAM Journal on Control and Optimization, 57 (2019), pp. 590–609.
- [15] —, *Optimal equilibria for time-inconsistent stopping problems in continuous time*, Mathematical Finance, 30 (2020), pp. 1103–1134.
- [16] —, *A time-inconsistent Dynkin game: from intra-personal to inter-personal equilibria*, Finance Stoch., 26 (2022), pp. 301–334.
- [17] I. KARATZAS AND S. E. SHREVE, *Brownian Motion and Stochastic Calculus Second Edition*, Springer-Verlag New York, Springer Science+Business Media New York, 1991.
- [18] C. KARDARAS AND S. ROBERTSON, *Robust maximization of asymptotic growth*, Ann. Appl. Probab., 22 (2012), pp. 1576–1610.
- [19] P.-S. KOH AND D. REEB, *Missing R&D*, Journal of Accounting and Economics, 60 (2015), pp. 73–94.
- [20] D. LACKER AND T. ZARIPHPOULOU, *Mean field and  $n$ -agent games for optimal investment under relative performance criteria*, Mathematical Finance, 29 (2019), pp. 1003–1038.
- [21] R. S. LIPTSER AND A. N. SHIRYAEV, *Statistics of random processes II: Applications, volume 6*, Springer-Verlag New York, Springer Science+Business Media New York, 2013.
- [22] H. PHAM, *Optimal stopping of controlled jump diffusion processes: a viscosity solution approach*, J. Math. Systems Estim. Control, 8 (1998), pp. 1–27.
- [23] —, *Continuous-time stochastic control and optimization with financial applications*, vol. 61 of Stochastic Modelling and Applied Probability, Springer-Verlag, Berlin, 2009.
- [24] R. G. PINSKY, *Positive harmonic functions and diffusion*, vol. 45 of Cambridge Studies in Advanced Mathematics, Cambridge University Press, Cambridge, 1995.
- [25] D. REVUZ AND M. YOR, *Continuous martingales and Brownian motion*, vol. 293 of Grundlehren der mathematischen Wissenschaften [Fundamental Principles of Mathematical Sciences], Springer-Verlag, Berlin, third ed., 1999.



- [26] A. SHLEIFER AND R. VISHNY, *Fire sales in finance and macroeconomics*, Journal of Economic Perspectives, 25 (2011), pp. 29–48.
- [27] W. M. WONHAM, *Some applications of stochastic differential equations to optimal nonlinear filtering*, SIAM Journal on Control and Optimization, 2 (1965), pp. 347–369.
- [28] X. Y. ZHOU AND G. YIN, *Markowitz’s mean-variance portfolio selection with regime switching: a continuous-time model*, SIAM Journal on Control and Optimization, 42 (2003), pp. 1466–1482.