

Parameter-Efficient Transfer Learning of Audio Spectrogram Transformers

Umberto Cappellazzo, *Graduate Student Member, IEEE*, Daniele Falavigna, Alessio Brutti, *Member, IEEE*, and Mirco Ravanelli, *Fellow, IEEE*

Abstract—The common *modus operandi* of fine-tuning large pre-trained Transformer models entails the adaptation of all their parameters (i.e., full fine-tuning). While achieving striking results on multiple tasks, this approach becomes unfeasible as the model size and the number of downstream tasks increase. In natural language processing and computer vision, parameter-efficient approaches like prompt-tuning and adapters have emerged as solid alternatives by fine-tuning only a small number of extra parameters, without sacrificing performance accuracy. Specifically, adapters, due to their flexibility, have recently garnered significant attention, leading to several variants. For audio classification tasks, the Audio Spectrogram Transformer model shows impressive results. However, surprisingly, how to efficiently adapt it to several downstream tasks has not been tackled before. In this paper, we bridge this gap and present a detailed investigation of common parameter-efficient methods, revealing that adapters consistently outperform the other methods across four benchmarks. This trend is also confirmed in few-shot learning settings and when the total number of trainable parameters increases, demonstrating adapters’ superior scalability. We finally study the best adapter configuration, as well as the role of residual connections in the learning process. Our code is available at: https://github.com/umbertocappellazzo/PETL_AST.

Index Terms—Parameter-efficient transfer learning, Audio Spectrogram Transformer, adapter, prompt-tuning, LoRA

I. INTRODUCTION

Transfer learning from foundations models pre-trained on a vast amount of data is a well-established paradigm in machine learning, resulting in superb performance across various domains like natural language processing (NLP) [1], vision [2], and speech processing [3]. Typically, when the pre-trained model is adapted to downstream tasks, all its parameters are updated (i.e., *full fine-tuning*) [4], [5]. Despite its popularity, the full fine-tuning approach suffers some important drawbacks. First of all, given the ever-growing size of pre-trained models, such as GPT-3 [6] (up to 175 billion parameters) and Whisper Large [7] (1.55 billion parameters), fine-tuning the whole model is often exorbitantly expensive and could potentially result in overfitting, particularly when dealing with a limited-size downstream dataset. Second, this method is

storage-inefficient in that it needs to keep a replica of the pre-trained model for every downstream task.

In light of these limitations, some lightweight alternatives, categorized as *parameter-efficient transfer learning* (PETL), have been introduced for Transformer models [8]. The general idea is to keep most of the pre-trained model’s parameters frozen and instead learn only a small amount of extra parameters. For example, a few task-specific learnable parameters (i.e., *prompts*) are prepended either to the input sequence (*Prompt-tuning*) [9], [10], or to the key and value matrices of the multi-head self-attention (MHSA) block at each Transformer layer (*Prefix-tuning*) [11]. Alternatively, *Adapter-tuning* introduces small neural modules called adapters to all layers [12]. Typical implementations add the adapter after both the MHSA and fully connected feed-forward network (FFN) blocks (called *Houlsby*) [13], or only after the FFN (*Pfeiffer*) [14]. Another popular approach is LoRA [15], which learns low-rank matrices to approximate parameter updates and reduce the number of trainable parameters.

While PETL methods have been originally proposed and investigated in NLP and vision domains, more recently they have also been adopted in the speech field. Specifically, prompt-tuning and adapters show competitive performance to full fine-tuning for various speech classification tasks [20], [21] and for Automatic Speech Recognition (ASR) [22], [23], [24]. For audio classification, the Audio Spectrogram Transformer (AST) [18] obtains superb results, standing out as the state-of-the-art model for several downstream tasks. As for the Vision Transformer [17], the problem of how to efficiently transfer the knowledge of the AST is of crucial importance, especially given the typical computational and storage constraints of audio devices. Surprisingly, this topic has received minimal attention. Indeed, only the work in [25] carries out some preliminary experiments on PETL methods for AST, yet its focus is on parameter-efficient continual learning.

Given the above arguments, in this paper, we provide an extensive investigation of the most common PETL approaches applied to the AST model for audio and speech downstream tasks. Our experiments reveal that adapter-tuning outperforms the other baselines by a consistent margin across multiple datasets, with the Houlsby configuration providing the best results. This trend is also confirmed when we vary the number of trainable parameters and when we consider a few-shot learning setting. Finally, we carry out ablation studies about adapter configuration design, showing that inserting the adapter in the MHSA block rather than FFN leads to better results and that residual connections play a key role in the final accuracy.

We acknowledge the support of the Digital Research Alliance of Canada (alliancecan.ca).

Umberto Cappellazzo is with the University of Trento, Via Sommarive, 9, 38122 Povo TN, Italy (e-mail: umberto.cappellazzo@unitn.it).

Daniele Falavigna and Alessio Brutti are with Fondazione Bruno Kessler, Via Sommarive, 18 - POVO 38123 Trento TN, Italy (e-mail: falavi@fbk.eu, brutti@fbk.eu).

Mirco Ravanelli is with Concordia University, Montréal, QC H3G 1M8, Canada (e-mail: mirco.ravanelli@concordia.ca).

II. METHODOLOGY

A. Recap of the Audio Spectrogram Transformer Architecture

The Audio Spectrogram Transformer is the audio counterpart of the Vision Transformer [17]. It is a convolution-free, purely self-attention-based model that is directly applied to an audio spectrogram, achieving remarkable performance on various audio classification tasks [18], [19]. The input audio undergoes some operations before being fed to the Transformer encoder. First, the input audio waveform of t seconds is converted into a sequence of 128-dimensional log Mel filterbank features, resulting in a $128 \times 100 \cdot t$ spectrogram. Then, the spectrogram is split into a sequence of $N - 1$ 16×16 overlapping patches, which are subsequently flattened through a linear projection layer to a sequence of 1-D patch embeddings, each of size $d = 768$. Finally, after prepending the [CLS] token, a trainable positional embedding is added to each patch embedding. The resulting sequence representation $\mathbf{X}_{in} \in \mathbb{R}^{N \times d}$ is then used as input to the Transformer encoder.

The Transformer encoder consists of L stacked Transformer layers, each of which is composed of two sub-layers: a *multi-head self-attention* (MHSA) and a *fully-connected feed-forward* (FFN) module. The output of the Transformer encoder, $\mathbf{X}_{out} \in \mathbb{R}^{N \times d}$, is computed as follows:

$$\mathbf{X}_{out} = \hat{\mathbf{X}} + \text{FFN}(\text{LN}(\hat{\mathbf{X}})), \hat{\mathbf{X}} = \mathbf{X}_{in} + \text{MHSA}(\text{LN}(\mathbf{X}_{in})). \quad (1)$$

Both blocks, MHSA and FFN, include residual connections and layer normalizations (LN) [26], with the LN applied within the residual branch (i.e., Pre-LN).

The MHSA sub-block allows tokens to share information with one another using self-attention. The conventional attention function maps queries $\mathbf{Q} \in \mathbb{R}^{N \times d_k}$ and key-value pairs $\mathbf{K} \in \mathbb{R}^{N \times d_k}$, $\mathbf{V} \in \mathbb{R}^{N \times d_v}$:

$$\text{Attn}(\mathbf{Q}, \mathbf{K}, \mathbf{V}) = \text{softmax}\left(\frac{\mathbf{Q}\mathbf{K}^T}{\sqrt{d_h}}\right)\mathbf{V}. \quad (2)$$

Multi-head attention performs the attention function in parallel over N_h heads, where each head is separately parameterized by $\mathbf{W}_q^{(i)}$, $\mathbf{W}_k^{(i)}$, $\mathbf{W}_v^{(i)} \in \mathbb{R}^{d \times d_h}$ to project inputs to queries, keys, and values, and $d_k = d_v = d_h = d/N_h$. The MHSA block computes the output on each head and concatenates:

$$\begin{aligned} \text{MHSA} &= \text{Concat}(\text{head}_1, \dots, \text{head}_{N_h})\mathbf{W}_o, \\ \text{head}_i &= \text{Attn}(x\mathbf{W}_q^{(i)}, x\mathbf{W}_k^{(i)}, x\mathbf{W}_v^{(i)}), \end{aligned} \quad (3)$$

with $\mathbf{W}_o \in \mathbb{R}^{d \times d}$. In conclusion, the FFN sub-block includes two linear layers with a ReLU activation function in between. If \mathbf{X}_{in} is a general input vector, then:

$$\text{FFN}(\mathbf{X}_{in}) = \text{ReLU}(\mathbf{X}_{in}\mathbf{W}_1 + \mathbf{b}_1)\mathbf{W}_2 + \mathbf{b}_2, \quad (4)$$

where $\mathbf{W}_1 \in \mathbb{R}^{d \times d_m}$, $\mathbf{W}_2 \in \mathbb{R}^{d_m \times d}$. In our case, we use $d_m = 4d$, which is a standard choice for Transformers.

B. Overview of Parameter-efficient Transfer Learning methods

We now introduce the PETL techniques we used in our experiments: LoRA, prompt/prefix-tuning, and adapter-tuning.

LoRA [15]. LoRA introduces trainable low-rank matrices into Transformer layers to approximate the weight updates. For

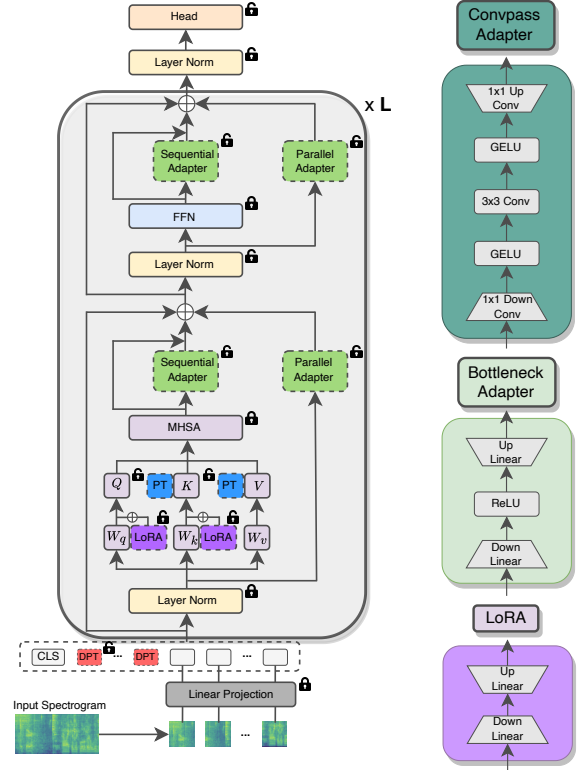


Fig. 1: Illustration of the AST model and the PETL methods. Note that adapters are inserted either in parallel or in sequence. On the right we schematize the structure of Bottleneck and Convpass adapters, as well as LoRA module.

a pre-trained weight matrix $\mathbf{W} \in \mathbb{R}^{d \times d_k}$, LoRA represents its update with a low-rank decomposition $\mathbf{W} + \Delta\mathbf{W} = \mathbf{W} + \mathbf{A}\mathbf{B}$, where $\mathbf{A} \in \mathbb{R}^{d \times r}$, $\mathbf{B} \in \mathbb{R}^{r \times d}$ are learnable and $r \ll d$. LoRA applies this update to the query and value projection matrices, \mathbf{W}_q and \mathbf{W}_v , in the MHSA sub-layer. LoRA computes the query and value matrices like this:

$$\mathbf{Q}/\mathbf{V} = \mathbf{X}_{in}\mathbf{W}_{q/v} + s \cdot \mathbf{X}_{in}\mathbf{A}_{q/v}\mathbf{B}_{q/v}, \quad (5)$$

where $s \geq 1$ is a tunable scalar hyperparameter.

Prefix-tuning/Prompt-tuning [11], [9]. Prefix-tuning [11] inserts p learnable continuous embeddings of dimension d (i.e., *prompts*) to the keys and values of the MHSA block at every layer. Prompt-tuning, instead, prepends the prompts in the input space after the projection layer. Following [10], we consider the “*shallow*” prompt-tuning version (SPT) where all the prompts are prepended to the first Transformer layer, and the “*deep*” version (DPT) by prepending the prompts uniformly to each Transformer layer. SPT prepends all the p prompts to the first Transformer layer input, DPT allocates p/L prompts to every layer and prefix-tuning allocates $p/2L$ for the key and $p/2L$ for the value matrices.

Adapters [13], [14]. The adapter-tuning approach incorporates small modules (*adapters*) within the Transformer layers. In its simplest form, the adapter layer is typically composed of a down-projection matrix $\mathbf{W}_{down} \in \mathbb{R}^{d \times r}$ to project the input vector to a lower-dimensional space specified by the bottleneck dimension r , followed by a non-linear activation function $f(\cdot)$,

and an up-projection matrix $\mathbf{W}_{up} \in \mathbb{R}^{d \times r}$. This design choice is usually referred to as *Bottleneck* [12], [13].

Adapter-tuning is a flexible approach in that we can identify multiple ways in which an adapter can be included in a Transformer layer, resulting in different configurations. **1)** The adapter module can be inserted only after the FFN block, denoted as *Pfeiffer* [14], or after both the MHSA and FFN blocks, known as *Houlsby* [13]. **2)** The adapter module can be included sequentially, either after the FFN block [13] (i.e., sequential Bottleneck) or after both FFN and MHSA blocks [27] (i.e., sequential Houlsby), or *parallel* to only the FFN block [28], [29], or parallel to both FFN and MHSA blocks [16]. **3)** In computer vision, another popular adapter design is *Convpass* [16], which consists of three convolutional layers: a 1×1 down-projection convolutional layer, a 3×3 convolution intermediate layer, and a 1×1 up-projection layer. Convpass adapter explicitly introduces inductive bias due to the convolution layers tailored for computer vision tasks. Figure 1 depicts all the described PETL methods.

Mathematically, if we consider the configuration in which the Bottleneck adapter is placed **sequentially** after the FFN sub-block as an example, and we let $\mathbf{X}_{FFN} = \text{FFN}(\text{LN}(\hat{\mathbf{X}}))$ following the notation in Eq. 2, then the output is:

$$\mathbf{X}_{out} = \hat{\mathbf{X}} + f(\mathbf{X}_{FFN} \mathbf{W}_{down}) \mathbf{W}_{up}. \quad (6)$$

For the **parallel** case, we have:

$$\mathbf{X}_{out} = \hat{\mathbf{X}} + \mathbf{X}_{FFN} + f(\hat{\mathbf{X}} \mathbf{W}_{down}) \mathbf{W}_{up}. \quad (7)$$

III. EXPERIMENT AND DISCUSSION

A. Experiment Settings

Datasets. We evaluate the PETL methods on three audio/speech downstream tasks. (1) **Audio classification:** we use the ESC-50 and UrbanSound8K (US8K) datasets. ESC-50 [30] consists of 2000 5-second-long environmental audio recordings spanning 50 classes. US8K [31] includes 8732 labeled sound excerpts of urban sounds from 10 classes. (2) **Keyword spotting:** Speech Commands V2 [32] has 105,829 1-second recordings of 35 common speech commands. (3) **Intent classification:** Fluent Speech Commands (FSC) [33] includes 30043 English utterances spanning 31 intent classes.

Baselines. We report the results of various baselines. We include two traditional fine-tuning strategies: **full fine-tuning** (Full-FT), which finetunes the entire pre-trained AST model and the classification head; and **linear probing**, which keeps the backbone frozen and only fine-tunes the head. We then report various PETL methods: **shallow prompt-tuning** (SPT), **deep prompt-tuning** (DPT), **prefix-tuning** (Pref-T), **LoRA**, and **BitFit** [34], which is a common baseline that proposes to fine-tune only the bias terms of the pre-trained backbone. We finally include **adapters** and we categorize them based on **1)** which design module is used (*Bottleneck* or *Convpass*), **2)** whether the *Pfeiffer* (PF) or *Houlsby* (HOU) configuration is used, and **3)** how the adapter is inserted into each Transformer layer, either in *parallel* (par) or in *sequence* (seq).

Setup details. For all experiments we use the AST model pre-trained on ImageNet-21K [36] and AudioSet [37] provided by the Huggingface Transformers library [38]. The hidden

TABLE I: Full results of various PETL methods over 4 datasets. The **best** and the second-best methods for each dataset are highlighted in bold and underlined, respectively.

Method	# params	ESC-50	US8K	GSC	FSC	Avg
Full FT	85.5M	87.48	84.31	97.31	93.29	90.07
Linear	9-40K	75.85	77.93	41.78	27.52	55.77
BitFit	102K	86.05	82.17	85.51	63.85	79.40
SPT-300	230K	84.30	79.73	75.28	40.85	70.04
DPT-25	230K	86.52	83.67	89.18	68.60	81.99
Pref-T 24	221K	82.93	81.39	83.46	55.75	75.88
LoRA	221K	84.75	82.44	90.62	65.19	80.75
Bottleneck						
PF par	249K	87.07	82.72	90.84	72.08	83.08
PF seq	249K	86.77	82.86	91.41	72.45	83.37
HOU par	498K	88.00	82.80	91.75	78.71	85.32
HOU seq	498K	<u>87.75</u>	<u>83.28</u>	<u>91.76</u>	76.45	84.81
Convpass						
PF par	254K	86.78	82.35	90.82	72.88	83.21
PF seq	254K	86.15	83.10	89.21	70.31	82.19
HOU par	508K	87.15	82.75	92.55	<u>77.79</u>	<u>85.06</u>
HOU seq	508K	87.58	83.06	89.45	74.02	83.53

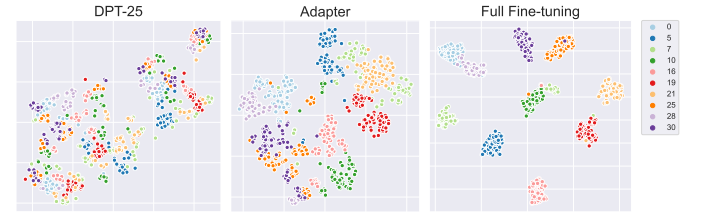


Fig. 2: t-SNE plots for the FSC dataset using the projection of the [CLS] token. We include 10 classes for clarity.

dimension is $d = 768$. For the final classification, we use a simple linear layer (head), which uses the entire output sequence for the final classification (i.e., [CLS] + audio embeddings). For all datasets, we use AdamW optimizer with cosine annealing scheduler and weight decay set to 0.1. The learning rate is 0.005 for adapters and LoRA methods, while for the three prompt-tuning methods is 0.01. As reported in [35], we also observed that the latter are rather sensitive to hyperparameters. The dimension of the intermediate space r is computed as $r = d/\text{RR}$, where RR is the reduction rate and is set to 64 by default. For LoRA, the scaling factor is $s = \alpha/\text{RR}$, where $\alpha = 8$ leads to the best results. As a final remark, for a fair comparison, we choose the # of prompts and the reduction rate RR to ensure that the methods use approximately the same amount of parameters. The total # of parameters lies in the range [230, 500]K, which corresponds to 0.3-0.6% of the Full FT approach. Finally, for the ESC-50 and US8K datasets we run 5-fold and 10-fold cross-validation, respectively, as suggested in the original papers. For a complete overview of the hyperparameters, please refer to our github repository.

B. Main Results and Discussion

Main Results. In Table I, we report the results for the PETL methods across the four datasets. First of all, we see that **adapters** tower above the other methods, with the greatest margin achieved for the FSC dataset. We also notice two interesting findings: **a)** in general, the **parallel** adapter

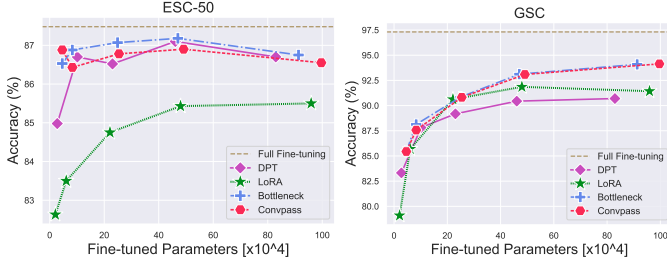


Fig. 3: Accuracy for various PETL methods in function of the # of tunable parameters for the ESC-50 and GSC datasets.

TABLE II: Few-shot learning analysis for ESC-50. We use parallel insertion for PF Bottleneck/Convpass adapters.

Method	# params	Examples per class			
		1	2	4	8
DPT-25	230K	32.65	44.25	57.00	71.88
LoRA	221K	31.85	42.25	57.45	69.43
Bottleneck	249K	32.35	44.00	59.40	72.40
Convpass	254K	31.92	42.63	<u>59.35</u>	73.18

turns out to be more competitive than sequential, and **b)** the Convpass adapter, despite the use of convolutional layers, performs on par or even worse than the **Bottleneck** module.

Overall, the results obtained by the PETL methods are close to or surpass (**Bottleneck HOU par**) the Full FT method for the audio tasks, while for GSC and even more for FSC, the results are worse. This is reasonable as the AST model is pre-trained on Audioset [37] which only partially includes speech audio clips. This is clear also from the fact that the linear baseline achieves good performance for the audio-related datasets, while for the speech ones, the results are poor, showing that training a linear head on top of the frozen feature embeddings is not sufficient. Finally, Figure 2 shows **t-SNE** [39] visualization of the [CLS] token after the last layer and before the classification head for the FSC dataset. We see that the adapter methods produces reasonable linearly separable representations, not as neat as Full FT but using far fewer parameters. DPT-25, instead, struggles to disentangle the underlying manifold structure of the task.

To bolster the previous results, in Figure 3 we also study the trend of the methods as a function of the # of trainable parameters. If for ESC-50 the methods need a small fraction of parameters to achieve the best results, for GSC, instead, we see that adding more parameters is beneficial, mostly for the adapters, thus confirming prior works [28].

Few-shot setting. We now test the PETL methods under a few-shot setting. In Table II, we notice how adapters scale better as more labeled examples are available. We can conclude that adapters benefit more than other PETL methods as more trainable parameters or more labeled examples are provided.

C. Ablation Studies on Adapters

We now investigate some key design choices of adapters: where and how to insert the adapter module into the AST model, and the role of residual connections.

TABLE III: Ablation study on the optimal location of the adapter module (Bottleneck, RR = 64.).

Configuration	ESC-50	US8K	GSC	FSC	Avg
FFN-Seq/Par-After	86.77	82.86	91.41	72.45	83.37
FFN-Seq-Before	54.68	71.60	86.80	61.44	68.63
FFN-Par-Before	87.07	82.72	90.84	72.08	83.18
MHSA-Seq/Par-After	87.80	83.08	89.30	64.40	81.15
MHSA-Seq-Before	76.03	81.30	90.74	73.76	80.46
MHSA-Par-Before	88.38	83.44	<u>91.33</u>	<u>73.19</u>	84.09

TABLE IV: Ablation study on the use of residual connections for sequential/parallel Bottleneck adapters.

Residual	Seq/Par	ESC-50	FSC
✓	Seq	86.77	72.45
✗	Seq	69.20	56.48
✗	Par	87.07	72.08
✓	Par	73.20	69.28

Where and how to insert the adapter. There are multiple ways in which an adapter can be inserted into a Transformer layer, such as parallel to the FFN block [28], or sequentially to the FFN block [29]. However, since none of these configurations prevails over the others, but rather seems to depend on the considered downstream task and dataset, we try to figure out which is the optimal way to place the adapter for AST. We try 6 configurations, based on where and how we introduce the adapter: 1) into the *FFN* or *MHSA* sub-layer, 2) *after* or *before* the selected sub-layer, and 3) parallel (*Par*) or sequentially (*Seq*). Note that placing the adapter sequentially **after** the MHSA/FFN sub-layer is tantamount to inserting it in parallel. In Table III we report the results and we see that the *MHSA/Par/Before* configuration obtains the best results, but also *Seq/Par-After* and *Par-Before* for FFN achieve good results, showing that, despite some small differences, adapters are flexible in terms of their insertion location.

Residual connections. We finally ablate the use of residual connections for adapters. We focus on Bottleneck, RR = 64, FFN case. Table IV shows that residuals are necessary for sequential adapters, while they must be avoided for parallel adapters. Indeed, for the sequential case, the residual connection allows the model to have direct access to the FFN output, whereas the parallel adapter can be seen already as a residual.

IV. CONCLUSION AND FUTURE WORK

In this work, we study the problem of parameter-efficient transfer learning for the AST model. Exhaustive experiments spanning four audio and speech datasets reveal that adapter-tuning, with multiple configurations, outperforms the other approaches, and it exhibits superior scalability when more parameters or labeled examples for few-shot learning are used. Ablation studies suggest that the best configuration places the **Bottleneck adapter parallel to the MHSA sub-layer**. While in general adapters can approach or outclass Full FT for audio classification tasks, the gap with it is more evident for speech tasks, thus suggesting that more investigation is necessary. In this direction, future work will explore new adapter modules tailored for speech.

REFERENCES

- [1] J. Devlin, M. Chang, K. Lee, and K. Toutanova, "Bert: Pre-training of deep bidirectional transformers for language understanding," in *Proceedings of NAACL*, 2019.
- [2] A. Kolesnikov et al., "Big Transfer (BiT): General Visual Representation Learning," in *European conference on computer vision (ECCV)*, Springer, 2020, pp. 491–507.
- [3] Y. Wang, A. Boumadane, and A. Heba, "A fine-tuned wav2vec 2.0/Hubert benchmark for speech emotion recognition, speaker verification and spoken language understanding," 2021, *arXiv:2111.02735*.
- [4] E. Tsalera, A. Papadakis, and M. Samarakou, "Comparison of pre-trained CNNs for audio classification using transfer learning," *J. Sensor Actuator Netw.*, vol. 10, no. 4, p. 72, Dec. 2021.
- [5] C. Raffel et al., "Exploring the limits of transfer learning with a unified text-to-text transformer," *The Journal of Machine Learning Research*, 2020, 21.1: 5485–5551.
- [6] T. Brown et al., "Language models are few-shot learners," in *Advances in neural information processing systems*, 2020, vol. 33, pp. 1877–1901.
- [7] A. Radford et al., "Robust speech recognition via large-scale weak supervision," in *International Conference on Machine Learning*, 2023, pp. 28492–28518.
- [8] N. Ding et al., "Delta tuning: A comprehensive study of parameter efficient methods for pre-trained language models," 2022, *arXiv preprint arXiv:2203.06904*.
- [9] B. Lester, R. Al-Rfou, and N. Constant, "The power of scale for parameter-efficient prompt tuning," in *Proceedings of EMNLP*, 2021.
- [10] J. Menglin et al., "Visual prompt tuning," in *European Conference on Computer Vision. Cham: Springer Nature Switzerland*, 2022, pp. 709–727.
- [11] X. L. Li, and P. Liang, "Prefix-tuning: Optimizing continuous prompts for generation," in *Proceedings of ACL*, 2021.
- [12] S. Rebuffi, H. Bilen, and A. Vedaldi, "Learning multiple visual domains with residual adapters," in *Advances in neural information processing systems*, 30, 2017.
- [13] N. Houlsby et al., "Parameter-efficient transfer learning for NLP," in *International Conference on Machine Learning*, PMLR, 2019, pp. 2790–2799.
- [14] J. Pfeiffer et al., "Adapter-Fusion: Non-destructive task composition for transfer learning," in *Proceedings of EACL*, 2021.
- [15] E. Hu et al., "LoRA: Low-rank adaptation of large language models," 2021, *arXiv preprint arXiv:2106.09685*.
- [16] S. jie, and Z. Deng, "Convolutional bypasses are better vision transformer adapters," *arXiv preprint arXiv:2207.07039*, 2022.
- [17] A. Dosovitskiy et al., "An image is worth 16x16 words: Transformers for image recognition at scale," in *Proceedings of the 9th International Conference on Learning Representations*, 2021.
- [18] Y. Gong, Y.-A. Chung, and J. Glass, "AST: Audio spectrogram transformer," in *Proc. Interspeech*, 2021, pp. 571–575.
- [19] Y. Gong, C.I. Lai, Y.-A. Chung, and J. Glass, "Ssast: Self-supervised audio spectrogram transformer," in *Proceedings of the AAAI Conference on Artificial Intelligence*, 2022, vol. 36, pp. 10699–10709.
- [20] K. Chang et al., "Speechprompt v2: Prompt tuning for speech classification tasks," 2023, *arXiv preprint arXiv:2303.00733*.
- [21] Z. Chen et al., "Exploring efficient-tuning methods in self-supervised speech models," in *IEEE Spoken Language Technology Workshop (SLT)*, 2022, pp. 1120–1127.
- [22] B. Thomas, S. Kessler, and S. Karout, "Efficient adapter transfer of self-supervised speech models for automatic speech recognition," in *ICASSP*, 2022, pp. 7102–7106.
- [23] S. Kessler, B. Thomas, and S. Karout, "An adapter based pre-training for efficient and scalable self-supervised speech representation learning," in *ICASSP*, 2022, pp. 3179–3183.
- [24] S. Otake, R. Kawakami, and N. Inoue, "Parameter Efficient Transfer Learning for Various Speech Processing Tasks," in *ICASSP*, 2023, pp. 1–5.
- [25] NM Selvaraj et al., "Adapter Incremental Continual Learning of Efficient Audio Spectrogram Transformers," 2023, *arXiv preprint arXiv:2302.14314*.
- [26] J. L. Ba, J. R. Kiros, and G. E. Hinton, "Layer normalization," 2016, *arXiv preprint arXiv:1607.06450*.
- [27] R. K. Mahabadi, S. Ruder, M. Dehghani, and J. Henderson, "Parameter-efficient multi-task fine-tuning for transformers via shared hypernetworks," in *Annual Meeting of the Association for Computational Linguistics*, 2021.
- [28] J. He, C. Zhou, X. Ma, T. Berg-Kirkpatrick, and G. Neubig, "Towards a Unified View of Parameter-Efficient Transfer Learning," in *International Conference on Learning Representations*, 2022.
- [29] S. Chen et al., "Adaptformer: Adapting vision transformers for scalable visual recognition," in *Advances in Neural Information Processing Systems*, 2022, vol. 35, pp. 16664–16678.
- [30] K. J. Piczak, "ESC: Dataset for environmental sound classification," in *Proceedings of the 23rd ACM international conference on Multimedia*, 2015, pp. 1015–1018.
- [31] J. Salamon, C. Jacoby, and J. P. Bello, "A dataset and taxonomy for urban sound research," in *Proceedings of the 22nd ACM international conference on Multimedia*, 2014, pp. 1041–1044.
- [32] P. Warden, "Speech commands: A dataset for limited-vocabulary speech recognition," 2018, *arXiv preprint arXiv:1804.03209*.
- [33] L. Lugosch, M. Ravanelli, P. Ignoto, V. S. Tomar, and Y. Bengio, "Speech model pre-training for end-to-end spoken language understanding," 2019, *arXiv preprint arXiv:1904.03670*.
- [34] E. Ben Zaken, Y. Goldberg, and S. Ravfogel, "BitFit: Simple Parameter-efficient Fine-tuning for Transformer-based Masked Language-models," in *Proceedings of the 60th Annual Meeting of the Association for Computational Linguistics*, 2022, vol. 2, pp. 1–9.
- [35] T. Vu et al., "SPoT: Better Frozen Model Adaptation through Soft Prompt Transfer," in *Proceedings of the 60th Annual Meeting of the Association for Computational Linguistics*, 2022, vol.1, pp. 5039–5059.
- [36] J. Deng, W. Dong, R. Socher, L.-J. Li, K. Li, and L. Fei-Fei, "ImageNet: A large-scale hierarchical image database," in *CVPR*, 2009.
- [37] J. F. Gemmeke et al., "Audio Set: An ontology and human-labeled dataset for audio events," in *ICASSP*, 2017.
- [38] T. Wolf et al., "Huggingface's transformers: State-of-the-art natural language processing," 2019, *arXiv preprint arXiv:1910.03771*.
- [39] L. Van Der Maaten, and G. Hinton, "Visualizing data using t-SNE," *Journal of machine learning research*, 2008, 9.11.
- [40] S. Kim et al., "Hydra: Multi-head Low-rank Adaptation for Parameter Efficient Fine-tuning," 2023, *arXiv preprint arXiv:2309.06922*.
- [41] Y. Zhang, K. Zhou, and Z. Liu, "Neural Prompt Search," 2022, *arXiv preprint arXiv:2206.04673*.

TABLE V: Ablation study on the optimal adapter configuration given a specific # of trainable params.

Method	# params	ESC-50	FSC	Avg
PF FFN-Seq-After	249K	86.77	72.45	79.61
PF MHSA-Par-Before	249K	88.38	73.19	80.79
PF FFN-Seq-After x2	470K	87.18	73.60	80.39
PF MHSA-Par-Before x2	470K	88.50	78.19	83.35
HOU seq	498K	87.75	76.45	82.10
HOU par	498K	88.00	78.71	83.35
HOU mixed	498K	87.75	78.41	83.08
HYDRA FFN [40]	470K	87.25	76.18	81.72

APPENDIX

We include in the appendix some additional experiments we conducted. Specifically, we investigate: **1)** what is the best adapter configuration given a fixed budget of parameters, and **2)** whether combining multiple PETL methods brings about further improvement.

A. How to Optimally Allocate a Given Budget for Adapters

We assume we have a certain amount of parameters to allocate for an adapter module. In principle, the Housby configuration, due to its design, exploits twice as many parameters as the Bottleneck configuration because it introduces two adapters, one for the MHSA sub-layer and one for the FFN. For this reason, we provide a fairer comparison between the Housby and Bottleneck configurations by constraining the former to have two adapters whose size is half that used by the Bottleneck configuration (we achieve this by halving the reduction rate RR to 32). We include the best configurations that we found from the analysis in Table III: *FFN-Seq-After* and *MHSA-Par-Before*. We add the word “x2” to emphasize that the adapter’s size is double that of the individual adapters used by Housby.

For the Housby configuration, we report three variants: **1)** *HOU seq*, which adds both the adapters sequentially after the MHSA/FFN sub-layers; **2)** *HOU par*, which adds parallel adapters before the MHSA/FFN sub-layers; **3)** *HOU seq* adds one parallel adapter before the MHSA sub-layer and one adapter sequentially after the FFN sub-layer, reflecting the finding that the MHSA and FFN sub-layers have different best configurations. Finally, we also include a recent configuration called *HYDRA*, which proposes to leverage both parallel and sequential adapters. We report the results for the case in which the adapters are included in the FFN sub-layer like in the original paper. While we tried to do the same for the MHSA layer, we found that this configuration led to poor and unstable results, thus we do not include it.

The results are reported in Table V. We can observe that the best configurations for Pfeiffer (*PF FFN-Par-Before x2*) and Housby (*HOU par*) achieve the same results, thus showing that having one adapter or two adapters with half size leads to very similar results. Furthermore, the table suggests that it seems better to have one adapter for each sub-layer when the downstream task is more challenging (FSC). Indeed, we notice more fluctuations among the methods than in the ESC-50 dataset. As a final comment, we observe that the concurrent

TABLE VI: Ablation study on the combination of multiple PETL methods.

Method	# params	ESC-50	FSC	Avg
PF MHSA-Par-Before x2	470K	88.50	78.19	83.35
HOU par	498K	<u>88.00</u>	78.71	<u>83.35</u>
Adapter + LoRA	470K	87.83	79.49	83.66
Adapter + DPT-25	479K	86.60	77.15	81.88
Adapter + DPT-12 + LoRA	488K	86.48	79.57	83.03

use of parallel and sequential adapters (i.e., HYDRA) does not lead to satisfactory results.

B. On the Combination of Multiple PETL Methods.

In this final section, we try to combine adapters with DPT/LoRA. This study stems from a recent work called NOAH (Neural Prompt Search) [41], which combines these three methods and performs neural architecture search on the reduction rate of adapter and LoRA, as well as on the number of prompts p used by DPT. In our case, we choose RR and p such that the combinations of approaches use approximately the same number of parameters. Since DPT and LoRA work on the MHSA sub-layer, we decide to apply the adapter module only to the FFN layer in parallel. For the setting in which we use all three methods, the RR of LoRA and adapter is set to 128.

From Table VI, we see that combining adapters and LoRA results in a increase in the average accuracy. Instead, the use of DPT seems to deteriorate the performance. Similar to the results obtained in Table V, we observe that for the FSC dataset the joint use of multiple PETL methods is beneficial, whereas for ESC-50 only using adapters seems to be the best option.