

Not All Large Language Models (LLMs) Succumb to the “Reversal Curse”: A Comparative Study of Deductive Logical Reasoning in BERT and GPT Models

Da Wu^{1*}, Jingye Yang^{1,2,*}, Kai Wang^{1,3,**}

¹ Raymond G. Perelman Center for Cellular and Molecular Therapeutics, Children's Hospital of Philadelphia, Philadelphia, PA 19104, USA

² Department of Mathematics, University of Pennsylvania, Philadelphia, PA 19104, USA

³ Department of Pathology and Laboratory Medicine, University of Pennsylvania, Philadelphia, PA 19104, USA

*: These authors contributed equally to this work.

** : Correspondence should be addressed to: wangk@chop.edu

ABSTRACT

The “Reversal Curse” refers to the scenario where auto-regressive decoder large language models (LLMs), such as ChatGPT, trained on “A is B” fail to learn “B is A”, demonstrating a basic failure of logical deduction. This raises a red flag in the use of GPT models for certain general tasks such as constructing knowledge graphs, considering their adherence to this symmetric principle. In our study, we examined a bidirectional LLM, BERT, and found that it is immune to the reversal curse. Driven by ongoing efforts to construct biomedical knowledge graphs with LLMs, we also embarked on evaluating more complex but essential deductive reasoning capabilities. This process included first training encoder and decoder language models to master the intersection (\cap) and union (\cup) operations on two sets and then moving on to assess their capability to infer different combinations of union (\cup) and intersection (\cap) operations on three newly created sets. The findings showed that while both encoder and decoder language models, trained for tasks involving two sets (union/intersection), were proficient in such scenarios, they encountered difficulties when dealing with operations that included three sets (various combinations of union and intersection). Our research highlights the distinct characteristics of encoder and decoder models in simple and complex logical reasoning. In practice, the choice between BERT and GPT should be guided by the specific requirements and nature of the task at hand, leveraging their respective strengths in bidirectional context comprehension and sequence prediction.

Keywords: BERT, GPT, LLM, large language model, reversal curse, auto-regressive model

INTRODUCTION

Large Language Models (LLMs), such as GPT-4[1] and BERT[2], are advanced artificial intelligence (AI) models adept at understanding and producing human-like texts. The BERT model, which stands for Bidirectional Encoder Representations from Transformers, is a groundbreaking LLM introduced in 2018. Unlike previous models that read text in one direction (either from left to right or right to left), BERT reads text in both directions at the same time. This bidirectional approach allows it to understand the context of a word based on all of its surrounding words, not just the ones before it. This makes BERT particularly effective for tasks like language understanding, question answering, and making search engines more accurate. Essentially, BERT helps computers get better at understanding the nuances and complexities of human language.

Meanwhile, the GPT (Generative Pretrained Transformer) models are a series of innovative artificial intelligence systems designed to generate text. They were trained on a variety of text corpus and work by predicting the next word in a sentence. This allows them to compose paragraphs, answer questions, and even create poetry or code, mimicking human-like writing styles. Each version of GPT model has been more advanced than the last, with improvements in understanding context and generate more coherent and relevant text. In essence, GPT models are like highly skilled thinkers and writers, capable of generating text that is remarkably similar to human writing, making interactions with computers more fluid and natural.

The deductive logical reasoning capabilities of LLMs are crucial for many tasks and applications. These capabilities involve the process of reasoning from one or more statements (premises) to reach a more complex logically certain conclusion. This capability is fundamental in various intellectual activities, such as mathematical proofs, scientific reasoning, and logical augmentation. It is valued for its precision and certainty, as it provides conclusive results when the premises are accurate, and the reasoning process is correctly applied. The most basic task in deductive logic involves inferring "B is A" from "A is B". Here we assume that B and A are distinct and can be uniquely identified from each other, meaning that there are no alternative answers.

The term “Reversal Curse”[3] pertains to the observation that when autoregressive large language models (LLMs), such as GPT-3[4] and LLaMA-1[5], are trained on logical sentences structured as “A is B”, they do not inherently grasp that “B is A” holds true as well. For instance, if the model was trained on the sentence “Jimmy Carter is the 39th president of the United States”, then it will not correctly complete the sentence of “The 39th president of the United States is []”. **Fig. 1** illustrates another example where GPT-4 (December 2023) knows that “Leonhard Euler’s mother was Marguerite Brucker” but cannot answer the question “Who is Marguerite Brucker’s son?” Therefore, many autoregressive LLMs fail to perform the simplest deductive reasoning, let alone the harder ones. Nevertheless, this issue can be addressed by in-context learning and logical deduction, if the correct answer is already known beforehand.

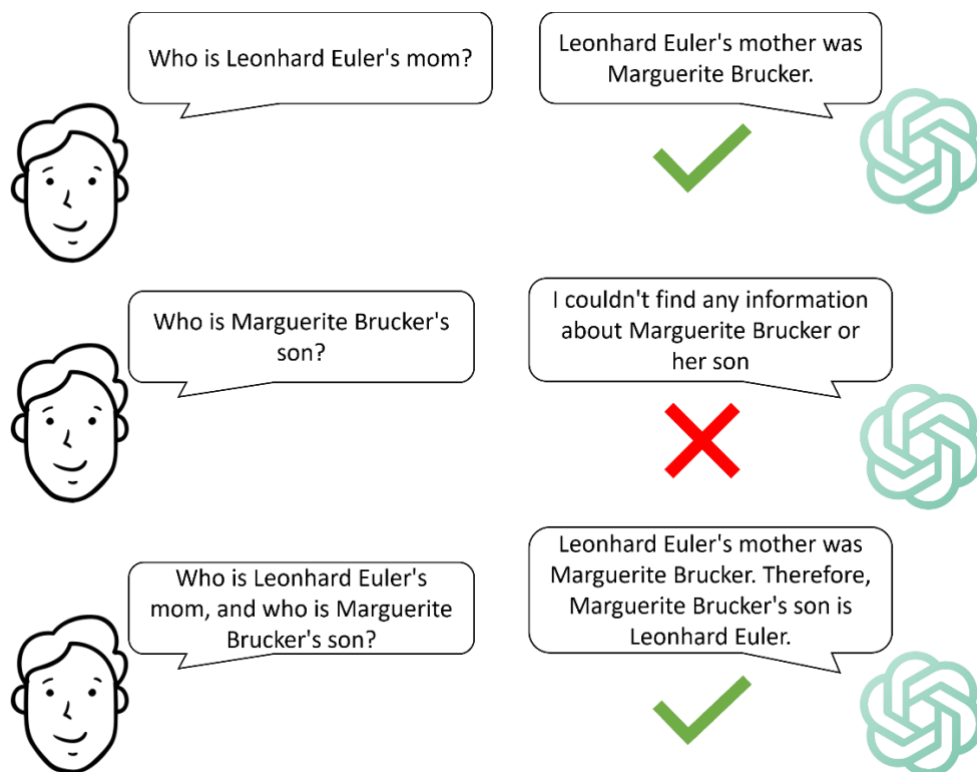


Figure 1. Reversal Curse of GPT model. GPT-4 accurately identifies Leonhard Euler’s mother when her son's name is provided. However, it struggles to recognize “Leonhard Euler” when given the name of his mother. With in-context learning and logical deduction, it correctly addressed the question.

The work by Grosse et al.[6] offer additional support for the concept of the “Reversal Curse” using influence functions. Their findings suggest that a pretrained model, if not trained with facts

presented in both directions, may fail to effectively generalize across these varying directions. Meng et al.'s findings[7] further support this, as they used a model editing approach to change factual associations and found that this technique does not work bidirectionally. Interestingly, the "Reversal Curse" also occurs in humans, where recalling information is more challenging in the reverse direction compared to the forward direction[8-12].

Nonetheless, the aforementioned study concentrates solely on autoregressive decoder language models. Therefore, our first goal is to explore its presence in bidirectional encoder language models, such as BERT (Bidirectional Encoder Representations from Transformers)[2], and to compare their performance with autoregressive decoder language models[13], such as GPT-4[1] and Llama 2[14]. In addition, we aim to delve deeper by assessing whether BERT and GPT models are capable of mastering intersection (\cap) and union (\cup) operations on two sets (through examples), and accurately executing these tasks in more intricate situations. Furthermore, we seek to comprehend the reasoning and dependability of BERT and GPT models in making correct predictions.

One driving force of this research is to support and offer valuable insights into the current endeavors of building medical knowledge graphs using LLMs[15-17], particularly focusing on autoregressive decoder models. Constructing an extensive knowledge graph from vast medical databases is an exceptionally challenging and intricate task, holding significant importance. In this context, the most crucial role of LLMs lies in their ability to infer relationships between various entities within existing database. This critical process involves the complex task of taking unions and intersections of multiple sets. Therefore, the current study evaluates the following tasks involving deductive reasoning:

- 1) Using "A is B" to infer "B is A".
- 2) Learning intersection (\cap) and union (\cup) operations on two sets through examples and then
 - a) performing intersection and union operations on two new sets.
 - b) performing intersection and union operations on three new sets ($A \cap B \cap C$ and $A \cup B \cup C$).
 - c) performing a mixture of intersection and union operations on three new sets, including $(A \cap B) \cup C$ and $(A \cup B) \cap C$.

Because of the bidirectional design of the Transformer encoder, we expect that BERT should be capable of inferring “B is A” from “A is B”. With both union and intersection operations being expressed sequentially (without reversal), we hypothesize that GPT models should perform at least as well as BERT, especially for tasks outlined in (2), where the deductive reasoning capabilities are needed.

RESULTS

BERT model is not susceptible to “Reversal Curse”

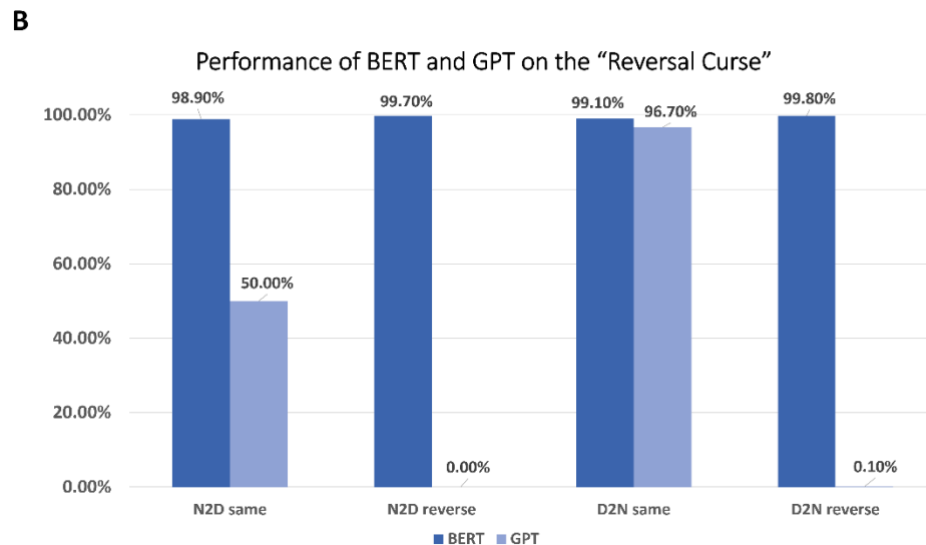
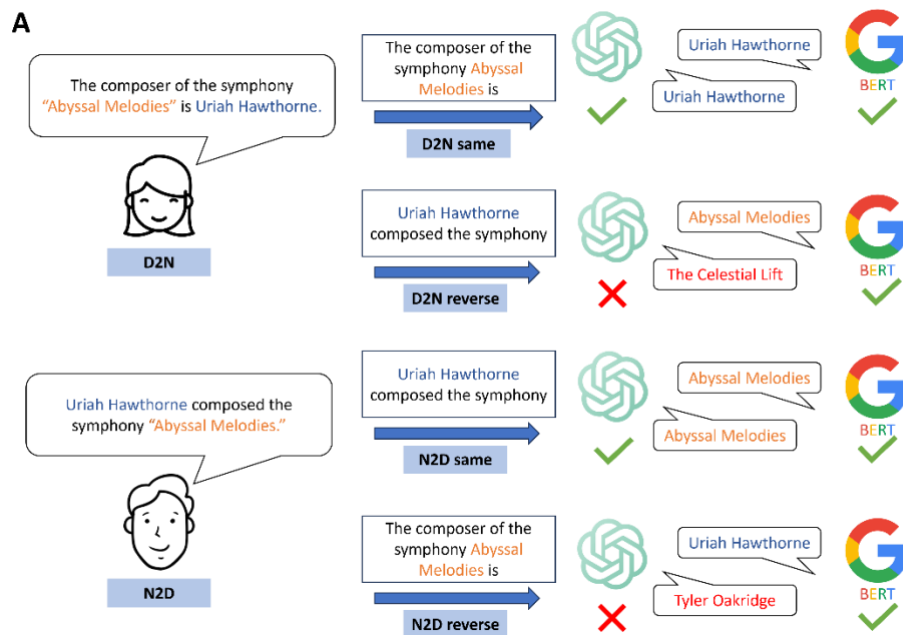


Figure 2. Comparison of BERT and GPT on the “Reversal Curse”. (A) when provided with DescriptionToName (D2N) data, both GPT and BERT models can accurately respond to questions in the same direction (D2N same). However, while BERT continues to accurately predict outcomes for reverse D2N questions (D2N reverse), GPT struggles with these reversed queries. (B) GPT has poor performance on the reversed testing examples, while BERT overcomes the reversal curse in the testing examples. Note that these two models have different metric to compute the accuracy, and for GPT model, “description” is usually harder to predict than “name” due to its length and variation.

D2N same/reverse: Trained on D2N sentences and tested on the same/reverse direction w.r.t. training data.

N2D same/reverse: Trained on N2D sentences and tested on the same/reverse direction w.r.t. training data.

We have conducted a comparable experiment using the same dataset from the original reversal curse paper[3], adapted to text classification task. As shown in the **Fig. 2A**, BERT model performed well on both directions and dataset types (NameToDescription/DescriptionToName). Specifically, the accuracy is around 99% when the fine-tuned model is tested on reverse direction. In [3], the accuracy of reverse direction for GPT, is near 0. While it may not be completely fair to use accuracy as the single criterion for comparison between the decoder language model (GPT) and the encoder language model (BERT), we nonetheless include an accuracy comparison in **Fig. 2B** for readers’ convenience.

In summary, while it may not be entirely equitable to directly compare decoder and encoder LLMs that are evaluated using different metrics, the findings do suggest that the bidirectional encoder LLM demonstrates greater proficiency in mastering reversal deduction tasks. When choosing the most appropriate LLM for different tasks, it is crucial to pick a model whose architecture matches the specific needs of the task. For example, for tasks that require reverse logical deduction, a bidirectional encoder model tends to be effective, especially when such a task can be reformulated into a classification problem.

Large language models work well in simple logical inference involving two sets

We have conducted fine-tuning and testing on both encoder and decoder language models to verify if they can infer the Intersection and Union of two sets (we will refer to these two tasks and related dataset as the “simple” case in subsequent discussions). We found that both BERT model and Llama 2 performed well on the intersection and union, as shown in **Table 1**.

To assess the BERT model, our training dataset comprises 4000 sentences in total, with 2000 allocated for intersection and 2000 allocated for union tasks. Each task type, intersection and union, includes 500 sentences from four distinct synthetic name groups (Superhero, Dinosaur, Mammal, and Bird). Within these 500 sentences from each group, there are equal number of positive and negative sentences, amounting to 250 each. Our train-test ratio is 10:1, meaning that there are a total of 400 sentences for testing, including 200 for intersection and 200 for union tasks. Each task type includes 50 sentences from four synthetic groups. Within these 50 sentences from each group, there are 25 positive and 25 negative sentences. **Fig. 3** shows the example of testing the intersection for the cohort of “Superhero”.

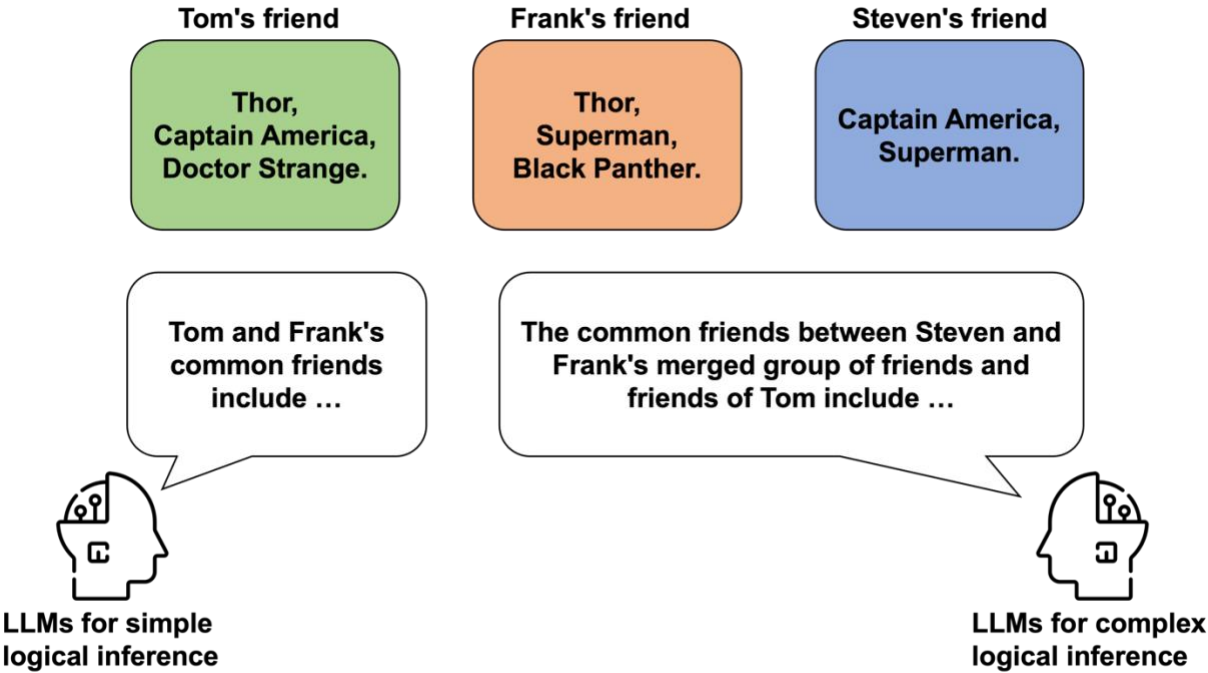


Figure 3. Logical inference as set operation deductions. We trained BERT and Llama 2 models on simple logical inference involving only two sets, and tested them on both simple and complex (involving three sets) scenarios.

To evaluate the Llama 2 model, we exclusively utilize the positive sentences in the above-mentioned dataset for training and testing. This approach is tailored to the nature of Llama 2 as a decoder model, designed to sequentially generate responses to prompts. During training, we remove the “result” segment of each sentence, allowing Llama 2 to autoregressively generate subsequent tokens. In the testing phase, Llama 2 is tasked with next token prediction until it generates the “end of sentence” token. Following this, we extract only the name entities from the output and compare the overlap with the ground truth.

	BERT	Llama 2
Intersection	0.99 ± 0.001	0.95 ± 0.010
Union	0.995 ± 0.000	0.96 ± 0.009

Table 1. Results for the BERT and Llama 2 model in the test involving intersection and union of two sets. Average exact entity-match accuracy (\pm SD) across 4 different cohorts. The training (resp. testing) size is 500 (resp. 50) for each scenario (intersection and union) and cohort. The BERT model's average accuracy was slightly higher than that of Llama 2, yet both models demonstrated strong performance in operations involving two sets.

As shown in **Table 1**, Llama 2’s accuracy (95%) is slightly lower than BERT’s accuracy (99%). The observed outcome could be partially attributed to the varying tasks assigned to the BERT and LLaMA-2 models, resulting in different metrics being used to evaluate their outcomes: The BERT model employed binary classification, with correctness determined by the label of the prediction, whereas the Llama 2 model aimed to auto-regressively predict the intersection or union of two sets by completing a prompt sentence. Nevertheless, regardless of the differing nature of their tasks, both models exhibited robust performance in simple set operations, as anticipated.

Large language models work poorly on complex logical inference involving three sets

We directly applied our fine-tuned BERT and Llama 2 models from the second experiment, which were trained on sentences related to intersection and union on two sets, to complex deductive logical inference tasks (For clarity, we use “complex” to refer to inferences involving more than two sets, in contrast to the “simple” case).

Specifically, our evaluation process involves four distinct scenarios for each of the four groups: Superhero, Dinosaur, Mammal, and Bird. We assess the models’ effectiveness in scenarios like $A \cap B \cap C$, $A \cup B \cup C$, $(A \cap B) \cup C$, $(A \cup B) \cap C$, using randomly chosen sets (A, B, C) of name entities from each group. For the Llama 2 model, we create 50 positive sentences per scenario for each group, totaling 800 sentences for evaluation. This method follows the same testing approach as in the simple logical inference example, where we progressively complete a partial prompt and then evaluate the predicted entities against the actual results. For the BERT model, we also produce an additional 50 negative sentences for each scenario and group. These negative sentences, combined with the previously created positive sentences, are then assigned a label of 0 or 1 for a text classification task. **Fig. 4** shows the example of testing the scenario $(A \cup B) \cap C$ for the cohort of “Superhero”.

Cohort	BERT			Llama 2	
	Positive	Negative	Negative (outside)	Exact match	80% match
Superhero	1.00	0.14	1.00	0.58	0.92
Dinosaur	0.96	0.10	0.98	0.50	0.90
Mammal	1.00	0.16	0.94	0.60	0.92
Bird	0.98	0.12	0.96	0.52	0.94

Table 2. Results for the BERT and Llama 2 model in the test of $A \cup B \cup C$.

Cohort	BERT			Llama 2	
	Positive	Negative	Negative (outside)	Exact match	80% match
Superhero	0.94	0.22	1.00	0.07	0.08
Dinosaur	0.96	0.18	0.98	0.10	0.12
Mammal	1.00	0.20	0.92	0.14	0.14
Bird	0.96	0.16	0.96	0.08	0.10

Table 3. Results for the BERT and Llama 2 model in the test of $A \cap B \cap C$.

Cohort	BERT			Llama 2	
	Positive	Negative	Negative (outside)	Exact match	80% match
Superhero	0.95	0.07	0.96	0.17	0.17
Dinosaur	0.98	0.03	0.95	0.18	0.20
Mammal	0.96	0.10	0.98	0.14	0.16
Bird	1.00	0.08	0.96	0.10	0.12

Table 4. Results for the BERT and Llama 2 model in the test of $(A \cup B) \cap C$.

Cohort	BERT			Llama 2	
	Positive	Negative	Negative (outside)	Exact match	80% match
Superhero	0.85	0.28	0.98	0.00	0.03
Dinosaur	0.90	0.20	0.96	0.02	0.03
Mammal	0.87	0.17	0.98	0.04	0.06
Bird	0.86	0.18	0.94	0.02	0.02

Table 5. Results for the BERT and Llama 2 model in the test of $(A \cap B) \cup C$.

As shown in the **Table 2-5**, the BERT model demonstrates high accuracy in predicting positive cases, but this does not automatically mean it excels at conducting deductive reasoning on complex datasets. This is because the problem has been simplified into a basic binary classification task. Therefore, it is important to further explore whether BERT maintains solid reasoning behind these predictions. To achieve this, we consider two categories of negative samples: (i) those containing only names among A, B and C, labelled as “Negative” in **Table 2-5**, and (ii) negative samples featuring new names not part of A, B and C, labelled as “Negative (outside)” in **Table 2-5**). It can be seen that the model demonstrates a significant bias when encountering new names outside of A, B or C. When the tested output set includes names that are not part of A, B or C, the BERT model readily identifies these as incorrect. However, on the other hand, when the incorrect output is a proper subset of the target set, or the incorrect output is the superset of the target set with redundant elements from A, B, or C, the BERT model struggles to accurately ascertain its validity. In summary, the BERT model bases its decisions not on the semantic or logical meaning of the content, but rather on the recurrence of similar terms within the sentence; It tends to categorize sentences with repetitive words as positive and those with new words as negative, without considering the actual logical connections between different datasets.

For the Llama 2 model, we evaluated its performance as a language model by creating test prompts that are half-completed sentences, mirroring the style of the training prompts. For instance, we used prompts like “I am the friend of Batwoman, Hulk, Spider-Man, Thor. You are the friend of Thor. Our merged group of friends include”, and then allowed the model to generate responses based on these incomplete prompts. We discovered that the LLaMA-2

model's performance varies across four distinct tasks. In the task involving the complete union of three sets, Llama 2 achieved an accuracy rate of 56% for making entirely correct predictions, and notably, it reached a 92% success rate in predicting at least 80% of the target set accurately. In the remaining three scenarios, the Llama 2 model demonstrated weak performance, with the worst case showing nearly zero accuracy in predicting outcomes for the "intersect and then union" task. It appears that the Llama 2 model tends to recall previously seen elements and then presents (almost) all of them in its response. This approach is only accurate when the task involves predicting the union of all three sets.

DISCUSSION

In our study, we examined a bidirectional LLM, BERT, and found that it is immune to the reversal curse that was reported in unidirectional LLMs such as GPT previously. We further embarked on evaluating more complex but essential deductive reasoning capabilities on encoder and decoder types of LLMs. Below we first describe an intuitive explanation of reversal curse under simple linear models, then discuss the limitation of unidirectional language models and how bidirectional models can address such limitations. Finally, we discuss how different LLMs struggle with deductive logical inference pertaining to intersection and union.

Reversal Curse in linear models

It can be challenging to intuitively grasp why this the "Reversal Curse", where after learning that "A is B", one subsequently fails to deduce "B is A", occurs in intricate machine learning models. However, when using trained model weights blindly, we discuss that the "Reversal Curse" can occur even in the most basic form of supervised learning, which is simple linear regression.

To be precise, let Ω be our ground probability space (potentially very large) and let X and Y be two (unknown) probability distributions on Ω . Let $\Omega_X \times \Omega_Y = \{x_1, \dots, x_n\} \times \{y_1, \dots, y_n\} \subset \Omega \times \Omega$ be set of i.i.d. training samples generated from the joint law (X, Y) . Assume that marginal laws of X and Y are very different in the sense that $\Omega_X \cap \Omega_Y = \emptyset$ almost surely. For instance, let X be the distribution of names of politicians and Y be the distribution of descriptions consisting of chronological order of positions hold in the country of service. After sampling, we may get x_1 is "Jimmy Carter", y_1 is "the 39th president of the United States", x_2 is "Ronald Reagan", y_2 is "the

40th president of the United States”, x_3 is “Mikhail Gorbachev” and y_3 is the “the 8th president of the Soviet Union”, etc.

Suppose we fix some embedding such that these word strings are bijectively represented as numerical values, i.e., $\Omega = \mathbb{R}$. The simplest supervised learning model we can use is obviously linear regression, which means that we assume the optimal regression function $m(x) = \mathbb{E}[Y|X = x]$ takes the form of $m(x) = \beta_0 + \beta_1 x$.

It is well-known (see e.g. [18]) that under the assumption that the joint law of (X, Y) is known and suppose

$$\begin{aligned} (\beta_0^*, \beta_1^*) &:= \operatorname{argmin}_{\beta_0, \beta_1} \mathbb{E}_{(X, Y)} \left[(Y - m(X))^2 \right] \\ &= \operatorname{argmin}_{\beta_0, \beta_1} \mathbb{E}_{(X, Y)} [(Y - \beta_0 - \beta_1 X)^2], \end{aligned}$$

then we can prove that

$$\beta_1^* = \frac{\operatorname{Cov}(X, Y)}{\operatorname{Var}(X)} \quad \text{and} \quad \beta_0^* = \mathbb{E}[Y] - \beta_1^* \mathbb{E}[X]. \quad (\text{Equation 1})$$

Consequently, the *true* regression function with X and Y reversed takes the form of

$$\begin{aligned} X &= \frac{\operatorname{Cov}(X, Y)}{\operatorname{Var}(Y)} \cdot Y + \left(\mathbb{E}[X] - \frac{\operatorname{Cov}(X, Y)}{\operatorname{Var}(Y)} \cdot \mathbb{E}[Y] \right) \\ &= \frac{\operatorname{Cov}(X, Y)}{\operatorname{Var}(Y)} \cdot (Y - \mathbb{E}[Y]) + \mathbb{E}[X] \end{aligned}$$

Now, suppose we simply use β_0^*, β_1^* to predict the reversed logical sentences, i.e., the predicted value X_1 is calculated via

$$\begin{aligned} X_1 &= \beta_1^* Y + \beta_0^* \\ &= \frac{\operatorname{Cov}(X, Y)}{\operatorname{Var}(X)} \cdot Y + \left(\mathbb{E}[X] - \frac{\operatorname{Cov}(X, Y)}{\operatorname{Var}(X)} \cdot \mathbb{E}[Y] \right) \\ &= \frac{\operatorname{Cov}(X, Y)}{\operatorname{Var}(X)} \cdot (Y - \mathbb{E}[Y]) + \mathbb{E}[X] \end{aligned}$$

By comparing above two equations, the difference $|X_1 - X|$ could potentially be infinitely large by adjusting the variances of X and Y . Therefore, the effect of “Reverse Curse” under the

simplest linear model could be very significant. Note that the above calculation works for *any* two unknown (reasonable) distributions, with only finite second moments are assumed.

In the case of more intricate models such as deep neural networks and LLMs, it is not possible to express the estimated parameters in closed-form equations based on the statistics of unknown underlying distributions A and B. As a result, theoretical explanations for the reversal curse are limited to linear regression and cannot extend beyond it.

Reversal Curse in decoder models

The recent study [3] presents evidence of a reversal curse in autoregressive LLMs. It demonstrates that an auto-regressive model trained on sentences structured as “A is B” may not automatically generalize to the reverse form “B is A”, even though A and B are uniquely identifiable from each other. As the paper highlights, even the most advanced GPT-4 model (as of September 2023) can correctly identify Tom Cruise’s mother (Mary Lee Pfeiffer), but struggles with the reverse query – identifying Mary Lee Pfeiffer’s son as Tom Cruise. This suggests that GPT-4 likely encountered data formatted similarly to “Tom Cruise’s mother is Mary Lee Pfeiffer” (A is B) rather than in the reverse format “Mary Lee Pfeiffer’s son is Tom Cruise” (B is A). However, this testing alone isn’t conclusive enough to assert that an auto-regressive language model like GPT-4 will consistently fail at reversal logical deduction, particularly given the unknown specifics of training data and methods for a closed-source model.

To delve deeper into this phenomenon, the “reversal curse” paper [3] also includes experiments with an open-source LLM (LLaMA) that was fine-tuned on a custom training and testing dataset. The training data comprised sets of ⟨name⟩ and ⟨description⟩, with multiple paraphrases of “⟨name⟩ is ⟨description⟩” (referred to as prompts). A separate testing dataset was created, containing both “⟨name⟩ is ⟨description⟩” and “⟨description⟩ is ⟨name⟩” scenarios with varied prompts, to assess the model’s capability in reversal deduction. The results reaffirmed the existence of the reversal curse in this open-source setup.

Several studies by Geva et al.[19-21] delve into the underlying processes of factual recall in Transformers, proposing that these models encode factual associations as key-value pairs within their feed-forward layers. This key-value storage method might partially explain the “reversal curse”. From a slightly different angle, we aim to provide an alternative, more intuitive and less rigorous interpretation of the “reversal curse,” drawing inspiration from the linear regression analysis above. In the training process of an auto-regressive decoder, a technique known as “masked self-attention” is employed[22]. This mechanism controls which tokens in the input can interact with other tokens, thereby influencing the model’s training. Specifically, the goal is for the language model to predict the next token based solely on the preceding tokens, without any foresight into the current or future tokens. For instance, in a unidirectional training sample like “⟨name⟩ is ⟨description⟩”, say “Leonardo da Vinci created the world-famous painting ‘Mona Lisa’,” the phrase “Leonardo da Vinci created the world-famous painting” is used to predict the tokens ‘Mona Lisa’. During training, all preceding tokens’ embeddings are updated to incorporate information from ‘Mona Lisa’, essentially adjusting the embeddings to maximize the predicted probability of the subsequent token ‘Mona’.

The masked-attention mechanism prevents future tokens’ embeddings from being updated based on the currently predicted token. In the given example, this means that after training, the embedding for ‘Mona Lisa’ won’t have substantial information about its preceding tokens like ‘Leonardo da Vinci’. However, the embeddings for ‘Leonardo da Vinci’ will have gained some knowledge about the following tokens, including ‘Mona Lisa’. This assists models like GPT in accurately predicting ‘Mona Lisa’. But, if we ask this model to complete a sentence like “‘Mona Lisa’ is a world-famous painting by the artist”, it’s likely to generate random names instead of “Leonardo da Vinci”. This further confirms the findings that Language Models are designed to anticipate human-like responses rather than to ascertain the truth[23].

This limitation of the unidirectional language model, however, can be addressed by bidirectional transformer-based encoder models like BERT.

BERT can deduce “B is A” from “A is B”

Contrasting with the GPT model, BERT is a bidirectional transformer-based encoder model. While their structures are quite similar, a key difference is that BERT does not employ a

masking mechanism in its multi-head attention process. During training, all input tokens interact with each other to compute the final loss function. A classification layer is applied on top of the classification token, and binary cross entropy is used as the loss function. This bidirectional structure ensures that both <name> and <description> are updated jointly during training, irrespective of their sequence in the prompt. Once trained, the model has “learned” to use information from both directions to make inferences. This means that even if the order of A and B is reversed, their joint presence will still aid the BERT model in accurately predicting the final outcomes. **Fig. 4** illustrates the difference of the structure of BERT and GPT models in the prediction process.

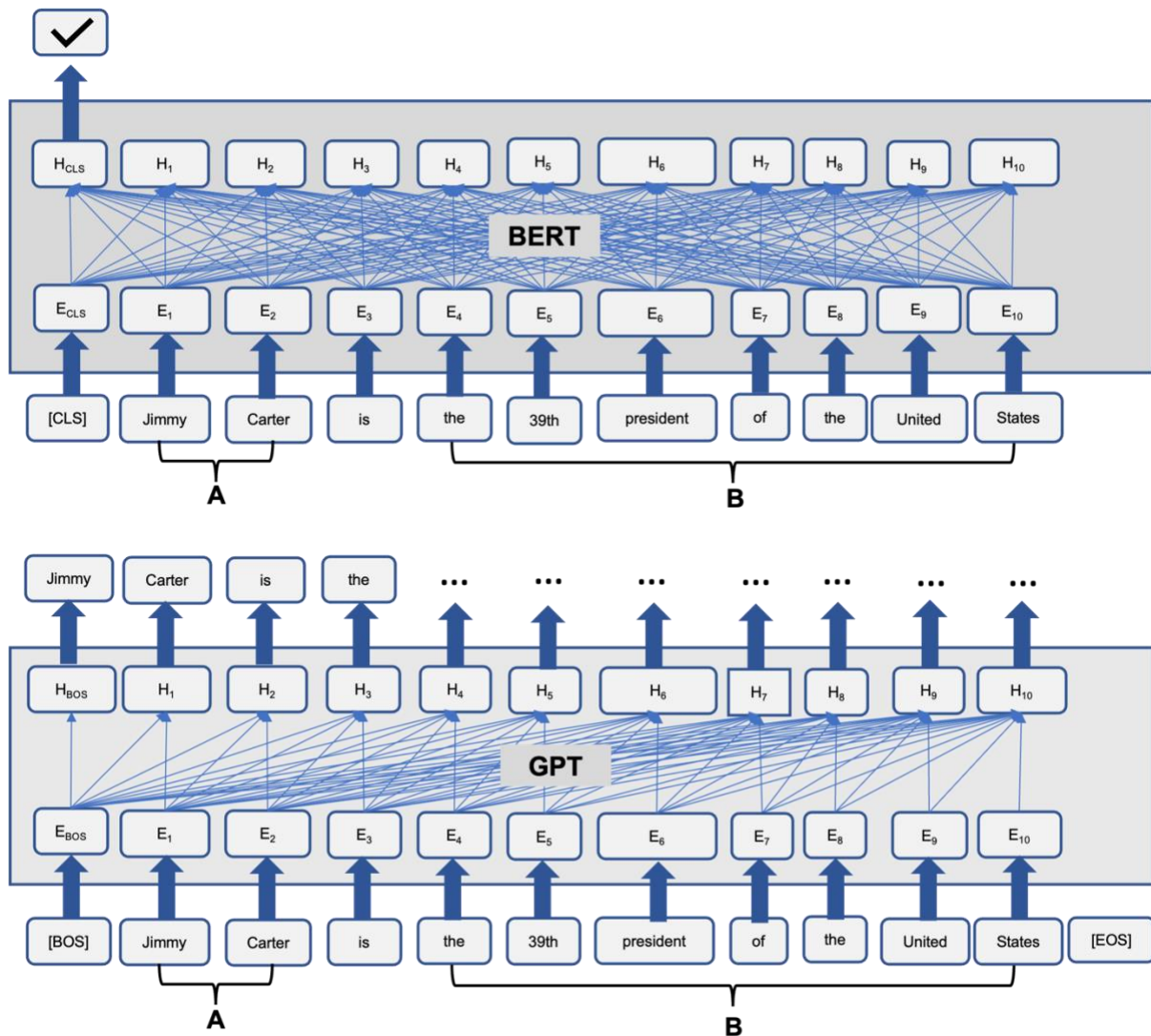


Figure 4. Comparison of model structures of BERT and GPT models. BERT operates as a bidirectional encoder model, whereas GPT functions as a unidirectional decoder model. To accommodate their distinct structural designs, we tailor the training and testing queries accordingly. For BERT, the focus is on sentence prediction, whereas for GPT, the task centers on text completion.

In conclusion, the fundamental distinction between decoder and encoder language models resides in their respective methods of managing context and sequence during the training process. GPT's unidirectional focus can limit its ability to infer reverse logical relationships, which is a result of its training mechanism that relies on the sequence of the data presented. On the other hand, BERT's bidirectional nature allows it to effectively grasp the context in both directions, making it more proficient in understanding and predicting relationships in reverse order. This fundamental difference in structure and training methodology makes BERT more versatile for tasks that require an understanding of bidirectional or reverse relationships, while GPT may excel in tasks that benefit from its sequential prediction capabilities.

In practical cases, the structural differences between GPT and BERT have significant implications for their real-world applications. For tasks involving sequence generation, storytelling, or content creation, where the flow and continuity from one token to the next are paramount, GPT's sequential predictive ability makes it a preferred choice. Its design to predict the next token based on the preceding context aligns well with these requirements. In contrast, BERT's bidirectional understanding is particularly beneficial in tasks requiring nuanced comprehension of context, such as sentiment analysis, text classification, and question-answering, where understanding the interplay between all parts of the input is crucial. This ability to process and learn from input in both directions simultaneously allows BERT to capture complex relationships and subtleties in language that might elude a unidirectional model like GPT. Therefore, the choice between GPT and BERT should be guided by the specific requirements and nature of the task at hand, leveraging their respective strengths in sequence prediction and bidirectional context comprehension.

LLMs struggle with deductive logical inference pertaining to intersection and union

Our study showed that both encoder (BERT) and decoder (Llama 2) language models excel in tasks involving basic intersection and union of two sets. However, they struggle with more complex logical operations that involve multiple sets.

According to **Table 1**, BERT demonstrated slightly superior performance compared to the Llama 2 model, which could be attributed to several factors:

- 1) The methods used to calculate accuracy scores for these models varied, potentially impacting their comparative analysis. For the BERT model, we employed a straightforward binary classification accuracy metric. In contrast, for the Llama 2 model, we assessed accuracy based on whether the fine-tuned model could accurately predict every name in the target set (counted as positive). If it failed to do so, the outcome was deemed negative.
- 2) The complexity of predictions for the target set differs between the two models. The BERT model generates two outputs indicating the likelihood of binary results. In contrast, the Llama 2 model evaluates each token of a name in the target set against 32,000 possible candidates. As a result, Llama 2 faces a larger and more challenging network for fine-tuning.
- 3) Considering the number of parameters that need to be trained for both models, Llama 2 likely requires a more extensive dataset for fine-tuning, yet it has access to a more limited amount of total training data.

To investigate further, we aimed to determine whether a language model, fine-tuned on simple intersection and union tasks involving two sets, could handle more complex set operations, such as union and intersection among three sets.

The findings, presented in **Table 3**, revealed that both language models exhibited constrained learning capabilities and biases in their inferences. The BERT model showed sensitivity to external words, tending to assign a negative label whenever an unfamiliar word appeared. However, when negative samples consisted solely of previously encountered words, the model struggled to accurately discern the correct label. The Llama 2 model exhibited similar challenges. It appeared that there was no consistent pattern in how the Llama 2 model interpreted commands. For tasks involving the union of three sets, it performed well, achieving up to 90% accuracy in predicting at least 80% of the mentioned entities. However, this high accuracy does not necessarily indicate a correct understanding of the prompt by the Llama 2 model. This point is again disproved by its performance in the other three tasks, where the

model often made numerous false positive predictions. Like the BERT model, Llama 2 tended to combine all words from the provided sets, overlooking the actual meaning of the command. In conclusion, we hypothesize that while both the fine-tuned BERT and Llama 2 models can learn to perform intersection and union operations separately during training (with parameter updates through gradient descent), their inability to handle more complex operations like $A \cap (B \cup C)$ without prior exposure hints at a limitation. This limitation stems from the models' incapacity to autonomously understand the sequence and combination of operations. This finding suggests that LLMs may be more adept as writing assistants, replicating learned patterns, rather than as logical machines capable of independently deducing complex relationships or sequences. This insight into their capabilities underscores the importance of tailored training and the potential need for more advanced models or techniques to handle intricate logical tasks.

METHOD

Reversal Deduction

Data Preparation

To compare with the LLaMA model in the published literature[3], we employed the exact same training and testing dataset from its online repository. In the original dataset, we have 30 fake pairs of $\langle \text{name} \rangle$ and $\langle \text{description} \rangle$ for training. For each pair, we include 30 different prompts in the order " $\langle \text{description} \rangle$ to $\langle \text{name} \rangle$ ", which will help with model's generalization[24]. Similar approaches are used in the model augmentations literature as well[25-28]. For testing, the original dataset included 10 new prompts for each pair and each order, which accounts for 600 testing data points. One example prompt of this training and testing dataset is "Known for being the renowned composer of the world's first underwater symphony, "Abyssal Melodies.", Uriah Hawthorne now enjoys a quite life."¹

The original dataset was used for training a decoder model (LLaMA) in an autoregressive way, and the dataset is unsupervised. We need to adapt it to the BERT-based model. Firstly, we created 30 new fictitious names using ChatGPT. We then randomly substituted these 30 names into half of the original 900 positive prompts, which were selected at random. For example, the same example prompt will become "Known for being the renowned composer of the world's first

¹ The "quiet" is from the original data set literally, and may be a typo for "quiet".

underwater symphony, "Abyssal Melodies", Landon Everwood now enjoys a quite life." and "The renowned composer of the world's first underwater symphony, "Abyssal Melodies" is called Sierra Thornfield." and etc. In the end, we have 900 prompts with both positive and negative labels, all of which consist of fake ⟨name⟩ and ⟨description⟩ pairs. In a similar manner, we replace the initial 30 names in the test data with our 30 newly generated names, resulting in an additional 600 negative test data points.

For a fair comparison, we also train the model on the other direction "⟨name⟩ to ⟨description⟩" but with complete different ⟨name⟩ and ⟨description⟩ to improve the meta learning of the model. The similar technique was applied in the original paper as well. In addition, we test on the other direction in the exactly same pattern as "⟨description⟩ to ⟨name⟩". As a result, we ended up with a total of 1800 data points for training and 2400 for testing. We will train our BERT model as a text classification model and compute the accuracy of the model according to whether it can distinguish a positive prompt from a negative one (positive data will be assigned a label of 1, while negative data will be labeled 0).

Fine-tuning BERT model

We fine-tuned the vanilla pretrained BERT model, bert-base-cased, implemented with HuggingFace[29]. We conducted fine-tuning and testing of the BERT model specifically for a text classification task.

Intersection and Union

Data Preparation

We employed "full randomization of synthetic names" to produce training and testing datasets for executing intersection and union operations on both BERT and Llama 2 models. Specifically, we first generate four sets of "synthetic names", each of size 30:

- 1) Superhero names. Sample names include "Superman", "Batman", "Iron man", etc.
- 2) Dinosaur names. Sample names include "Tyrannosaurus Rex", "Velociraptor", "Triceratops", etc.
- 3) Mammal names. Sample names include "Lion", "Tiger", "Bear", etc.
- 4) Bird names. Sample names include "Sparrow", "Eagle", "Owl", etc.

For each group of names X with $|X| = 30$, we begin by randomly selecting two integers, denoted as s_1 and s_2 , between 1 and 10. Subsequently, we randomly sample two sets of names, each with size of s_1 and s_2 , respectively. Denote these two sets by S_1 and S_2 . Next, we use S_1 and S_2 to construct both positive and negative samples. To make our discussions clearer, there are four cases:

1. Positive samples on intersection.

Suppose

$S_1 = [\text{Thor}, \text{Captain America}, \text{Doctor Strange}]$,

$S_2 = [\text{Black Panther}]$,

then the data sample looks like “*I am the friend of Thor, Captain America, Doctor Strange. You are the friend of Black Panther. We do not have common friends.*”

Suppose

$S_1 = [\text{Captain Marvel}, \text{Aquaman}]$,

$S_2 = [\text{Captain Marvel}, \text{Daredevil}, \text{Green Arrow}, \text{Batman}]$,

then the data sample looks like “*I am the friend of Captain Marvel, Aquaman. You are the friend of Captain Marvel, Daredevil, Green Arrow, Batman. Our common friends include Captain Marvel.*”

2. Negative samples on intersection.

For constructing negative samples, we would randomly sample $\left\lfloor \frac{|S_1 \cap S_2|}{2} \right\rfloor$ elements (true samples) in $S_1 \cap S_2$ and then randomly sample $\left\lfloor \frac{|X \setminus (S_1 \cap S_2)|}{4} \right\rfloor$ elements in $X \setminus (S_1 \cap S_2)$ (false samples). For instance, suppose

$S_1 = [\text{Luke Cage}, \text{Black Widow}, \text{Iron Man}]$,

$S_2 = [\text{Spider-Man}, \text{Iron Man}, \text{Hawkman}, \text{Doctor Strange}, \text{Batwoman}, \text{Luke Cage}, \text{Batman}]$,

then the data sample looks like “*I am the friend of Luke Cage, Black Widow, Iron Man. You are the friend of Spider-Man, Iron Man, Hawkman, Doctor Strange, Batwoman, Luke Cage, Batman. Our common friends include Green Lantern, Black Widow, Doctor Strange, Thor, Supergirl, Captain Marvel, Iron Man, Superman.*”

3. Positive samples on union.

Suppose

$S_1 = [\text{Thor}, \text{Captain America}, \text{Doctor Strange}]$ and

$S_2 = [\text{Black Panther}]$,

then the data sample looks like “*I am the friend of Thor, Captain America, Doctor Strange. You are the friend of Black Panther. Our merged group of friends include Thor, Captain America, Doctor Strange, Black Panther.*”

4. **Negative samples on union.**

For constructing negative samples, we would randomly sample $\left\lfloor \frac{|S_1 \cup S_2|}{2} \right\rfloor$ elements (true samples) in $S_1 \cup S_2$ and then randomly sample $\left\lfloor \frac{|X \setminus (S_1 \cup S_2)|}{4} \right\rfloor$ elements in $X \setminus (S_1 \cup S_2)$ (false samples). For instance, suppose

$S_1 = [\text{Batwoman}, \text{Hulk}, \text{Spider-Man}, \text{Thor}]$,

$S_2 = [\text{Thor}]$,

then the data sample looks like “*I am the friend of Batwoman, Hulk, Spider-Man, Thor. You are the friend of Thor. Our merged group of friends include Hawkman, Green Lantern, Thor, Black Panther, Batman, Hulk, Wolverine, Iron Man.*”

5. **Complex testing dataset involving three new sets.**

To evaluate the model's ability to make inferences, we constructed a complex dataset involving various set operations: $A \cap B \cap C$, $A \cup B \cup C$, $(A \cap B) \cup C$, $(A \cup B) \cap C$. The prompts designed for these four scenarios closely resemble the examples previously mentioned in 1-4.

Specifically, we have outlined one representative (positive) prompt for each case, as detailed below:

- $A \cap B \cap C$, “*Steven is the friend of Hawkman, Batwoman, Batman, Captain America, Nightwing, Superman, Green Lantern, Hulk. Frank is the friend of Batwoman, Hawkman, Storm, The Flash, The Wasp, Aquaman, Wonder Woman. Tom is the friend of Hawkman, Shazam, Hulk, Batwoman, Iron Man. The common friends between Steven, Frank and Tom include Hawkman.*”
- $A \cup B \cup C$, “*Steven is the friend of Deadpool, Aquaman, Thor. Frank is the friend of Supergirl, Hulk, The Flash, The Wasp, Iron Man. Tom is the friend of Wolverine, Ant-Man, The Flash, Aquaman, Supergirl. Their merged group of friends include Ant-Man, Supergirl, Wolverine, Hulk, The Flash, Thor, The Wasp, Iron Man, Deadpool, Aquaman.*”

- $(A \cap B) \cup C$, “Steven is the friend of Cyclops, Green Lantern. Frank is the friend of Luke Cage, Cyclops, The Flash. Tom is the friend of Daredevil, Green Lantern, Storm, Green Arrow. The merged group of friends that include the Steven and Frank’s common friends and friends of Tom include Cyclops, Green Arrow, Green Lantern, Storm, Daredevil.”
- $(A \cup B) \cap C$, “Steven is the friend of Luke Cage, Ant-Man, Scarlet Witch. Frank is the friend of Green Lantern, Hulk. Tom is the friend of Shazam, Black Widow, Hulk, Black Panther, Storm, Luke Cage, The Wasp, Spider-Man. The common friends between Steven and Frank’s merged group of friends and friends of Tom include Hulk, Luke Cage.”

Additionally, we created corresponding negative prompts for each scenario in a similar manner to before. It's important to note that all these negative examples were exclusively used for the BERT model.

Fine-tuning

We fine-tuned both the BERT model (bidirectional encoder) and the open-sourced Llama 2 model (unidirectional decoder) to compare their performance on the "Intersection and Union" task. For training, we employed only simple datasets (two sets), while for testing, we used both simple and complex datasets (three sets).

For the BERT model, similar to the reversal deduction process, we fine-tuned the pretrained "bert-base-cased" model for a text classification task. This was done using the positive and negative simple datasets. Furthermore, we reserved 10% of this data (pertaining to either intersection or union scenarios) as previously mentioned, only for validation purposes. The accuracy of the testing was determined based on the results of binary classification with the fine-tuned BERT model.

For the Llama 2 model, we employed the LoRA[30] training approach to enhance training efficiency while maintaining the model’s performance. Since we will fine-tune Llama 2 as a language model (next token prediction), we do not need negative samples in this unsupervised training approach. We fine-tuned the model exclusively on positive samples from simple datasets (covering both intersection and union), with 10% of this data set aside for validation purposes. In the test dataset, we deleted the target output from the prompt and allowed the fine-

tuned model to autonomously complete it (e.g. "... *Our merged group of friends include ~~Ant-Man, Supergirl, Wolverine, Hulk, The Flash, Thor, The Wasp, Iron Man, Deadpool, Aquaman.~~*"). We then extracted the predicted sets and compared their coverage with the target dataset. To assess correctness, we employed two thresholds: a perfect match and an 80% match.

To comprehensively assess the logical inference capabilities of LLMs, we evaluated the previously fine-tuned models, BERT and Llama 2, which had been trained with simple datasets, against complex datasets as well. The testing process is exactly same as above.

ACKNOWLEDGEMENTS

We thank members of the Wang lab for comments and feedback on the analytical procedures.

AUTHOR CONTRIBUTIONS

JY and DW designed the experimental procedures and performed data analysis. KW supervised the study. All authors contributed to the writing of the manuscript.

DECLARATION OF INTERESTS

The authors declare no competing interests.

REFERENCES

1. OpenAI: **GPT-4 Technical Report**. *ArXiv* 2023, [abs/2303.08774](https://arxiv.org/abs/2303.08774).
2. Devlin J, Chang M-W, Lee K, Toutanova K: **Bert: Pre-training of deep bidirectional transformers for language understanding**. *arXiv preprint arXiv:1810.04805* 2018.
3. Berglund L, Tong M, Kaufmann M, Balesni M, Stickland AC, Korbak T, Evans O: **The Reversal Curse: LLMs trained on "A is B" fail to learn "B is A"**. *arXiv preprint arXiv:2309.12288* 2023.
4. Brown T, Mann B, Ryder N, Subbiah M, Kaplan JD, Dhariwal P, Neelakantan A, Shyam P, Sastry G, Askell A: **Language models are few-shot learners**. *Advances in neural information processing systems* 2020, **33**:1877-1901.

5. Touvron H, Lavril T, Izacard G, Martinet X, Lachaux M-A, Lacroix T, Rozière B, Goyal N, Hambro E, Azhar F: **Llama: Open and efficient foundation language models**. *arXiv preprint arXiv:2302.13971* 2023.
6. Grosse R, Bae J, Anil C, Elhage N, Tamkin A, Tajdini A, Steiner B, Li D, Durmus E, Perez E: **Studying large language model generalization with influence functions**. *arXiv preprint arXiv:2308.03296* 2023.
7. Meng K, Bau D, Andonian A, Belinkov Y: **Locating and editing factual associations in GPT**. *Advances in Neural Information Processing Systems* 2022, **35**:17359-17372.
8. St Clair-Thompson HL, Allen RJ: **Are forward and backward recall the same? A dual-task study of digit recall**. *Memory & cognition* 2013, **41**:519-532.
9. Thomas JG, Milner HR, Haberlandt KF: **Forward and backward recall: Different response time patterns, same retrieval order**. *Psychological Science* 2003, **14**(2):169-174.
10. Bireta TJ, Fry SE, Jalbert A, Neath I, Surprenant AM, Tehan G, Tolan GA: **Backward recall and benchmark effects of working memory**. *Memory & cognition* 2010, **38**:279-291.
11. Li S-C, Lewandowsky S: **Forward and backward recall: Different retrieval processes**. *Journal of Experimental Psychology: Learning, Memory, and Cognition* 1995, **21**(4):837.
12. Guitard D, Saint-Aubin J, Poirier M, Miller LM, Tolan A: **Forward and backward recall: Different visuospatial processes when you know what's coming**. *Memory & Cognition* 2020, **48**:111-126.
13. Radford A, Narasimhan K, Salimans T, Sutskever I: **Improving language understanding by generative pre-training**. 2018.
14. Touvron H, Martin L, Stone K, Albert P, Almahairi A, Babaei Y, Bashlykov N, Batra S, Bhargava P, Bhosale S: **Llama 2: Open foundation and fine-tuned chat models**. *arXiv preprint arXiv:2307.09288* 2023.
15. Gao Y, Li R, Caskey J, Dligach D, Miller T, Churpek MM, Afshar M: **Leveraging a medical knowledge graph into large language models for diagnosis prediction**. *arXiv preprint arXiv:2308.14321* 2023.
16. Fei H, Ren Y, Zhang Y, Ji D, Liang X: **Enriching contextualized language model from knowledge graph for biomedical information extraction**. *Briefings in Bioinformatics* 2020, **22**(3).
17. He B, Zhou D, Xiao J, Jiang X, Liu Q, Yuan NJ, Xu T: **BERT-MK: Integrating Graph Contextualized Knowledge into Pre-trained Language Models**. In: *Findings of the Association for Computational Linguistics: EMNLP 2020: 2020*. 2281-2290.
18. Montgomery DC, Peck EA, Vining GG: **Introduction to linear regression analysis**: John Wiley & Sons; 2021.

19. Geva M, Schuster R, Berant J, Levy O: **Transformer feed-forward layers are key-value memories.** *arXiv preprint arXiv:201214913* 2020.
20. Geva M, Caciularu A, Wang KR, Goldberg Y: **Transformer feed-forward layers build predictions by promoting concepts in the vocabulary space.** *arXiv preprint arXiv:220314680* 2022.
21. Geva M, Bastings J, Filippova K, Globerson A: **Dissecting recall of factual associations in auto-regressive language models.** *arXiv preprint arXiv:230414767* 2023.
22. Vaswani A, Shazeer N, Parmar N, Uszkoreit J, Jones L, Gomez AN, Kaiser Ł, Polosukhin I: **Attention is all you need.** *Advances in neural information processing systems* 2017, **30**.
23. Lin S, Hilton J, Evans O: **Truthfulqa: Measuring how models mimic human falsehoods.** *arXiv preprint arXiv:210907958* 2021.
24. Berglund L, Stickland AC, Balesni M, Kaufmann M, Tong M, Korbak T, Kokotajlo D, Evans O: **Taken out of context: On measuring situational awareness in LLMs.** *arXiv preprint arXiv:230900667* 2023.
25. Sennrich R, Haddow B, Birch A: **Improving neural machine translation models with monolingual data.** *arXiv preprint arXiv:151106709* 2015.
26. Cai H, Chen H, Song Y, Zhang C, Zhao X, Yin D: **Data manipulation: Towards effective instance learning for neural dialogue generation via learning to augment and reweight.** *arXiv preprint arXiv:200402594* 2020.
27. Kobayashi S: **Contextual augmentation: Data augmentation by words with paradigmatic relations.** *arXiv preprint arXiv:180506201* 2018.
28. Eldan R, Li Y: **TinyStories: How Small Can Language Models Be and Still Speak Coherent English?** *arXiv preprint arXiv:230507759* 2023.
29. Wolf T, Debut L, Sanh V, Chaumond J, Delangue C, Moi A, Cistac P, Rault T, Louf R, Funtowicz M: **Huggingface's transformers: State-of-the-art natural language processing.** *arXiv preprint arXiv:191003771* 2019.
30. Hu EJ, Shen Y, Wallis P, Allen-Zhu Z, Li Y, Wang S, Wang L, Chen W: **Lora: Low-rank adaptation of large language models.** *arXiv preprint arXiv:210609685* 2021.