


Holmes: Towards Distributed Training Across Clusters with Heterogeneous NIC Environment

Fei Yang, Shuang Peng, Ning Sun, Fangyu Wang
Ke Tan, Fu Wu, Jiezhong Qiu, Aimin Pan 

Zhejiang Lab

Abstract

Large language models (LLMs) such as GPT-3, OPT, and LLaMA have demonstrated remarkable accuracy in a wide range of tasks. However, training these models can incur significant expenses, often requiring tens of thousands of GPUs for months of continuous operation. Typically, this training is carried out in specialized GPU clusters equipped with homogeneous high-speed Remote Direct Memory Access (RDMA) network interface cards (NICs). The acquisition and maintenance of such dedicated clusters is challenging. Current LLM training frameworks, like Megatron-LM and Megatron-DeepSpeed, focus primarily on optimizing training within homogeneous cluster settings. In this paper, we introduce Holmes, a training framework for LLMs that employs thoughtfully crafted data and model parallelism strategies over the heterogeneous NIC environment. Our primary technical contribution lies in a novel scheduling method that intelligently allocates distinct computational tasklets in LLM training to specific groups of GPU devices based on the characteristics of their connected NICs. Furthermore, our proposed framework, utilizing pipeline parallel techniques, demonstrates scalability to multiple GPU clusters, even in scenarios without high-speed interconnects between nodes in distinct clusters. We conducted comprehensive experiments that involved various scenarios in the heterogeneous NIC environment. In most cases, our framework achieves performance levels close to those achievable with homogeneous RDMA-capable networks (InfiniBand or RoCE), significantly exceeding training efficiency within the pure Ethernet environment. Additionally, we verified that our framework outperforms other mainstream LLM frameworks under heterogeneous NIC environment in terms of training efficiency and can be seamlessly integrated with them.

1 Introduction

In recent years, the emergence of large language models (LLMs) [31, 39] such as GPT-3 [6], OPT [38], and

LLaMA [32] has significantly transformed the landscape of natural language processing (NLP) by achieving state-of-the-art accuracy in a wide variety of tasks. Despite these remarkable advancements, LLM training is often accompanied by considerable costs, requiring the sustained operation of tens of thousands of advanced GPUs over extended periods. For instance, Meta’s 175 billion parameter OPT-175 was trained for 33 days on 1024 NVIDIA A100 GPUs. A slightly smaller model, LLaMa with 65 billion parameters, was trained for 21 days using a cluster of 2048 NVIDIA A100 GPUs [6, 32, 37, 38]. Conventionally, these models undergo training within specialized clusters that are equipped with homogeneous high-speed Remote Direct Memory Access (RDMA) network interface cards (NICs). However, the acquisition and maintenance of such dedicated clusters can present substantial financial and logistical challenges [32, 39].

RDMA technology has found extensive deployment in modern data centers [10, 19], offering low latency and high throughput benefits that are particularly advantageous for LLM training. RDMA technology primarily comprises two categories: InfiniBand and RoCE (RDMA over Converged Ethernet) [7, 10, 12]. Both of these technologies facilitate direct access to remote computer memory, bypassing the need for CPU intervention, thus leading to more efficient data transfer and communication. InfiniBand represents a dedicated networking technology, while RoCE is a protocol designed to implement RDMA within the Ethernet framework. Both InfiniBand and RoCE play an integral role in the construction of high-performance computing and data center networks [10, 12, 16]. Despite their widespread applications, the two networking technologies, InfiniBand and RoCE, are inherently incompatible with each other. This incompatibility poses challenges, especially in the context of training LLMs within or across clusters that incorporate various RDMA NICs. In such scenarios, the adoption of pure Ethernet for communication often emerges as the only viable option.

Speeding up the LLM training process and minimizing associated costs have been persistent areas of research. Current LLM training frameworks, as evidenced in recent sur-

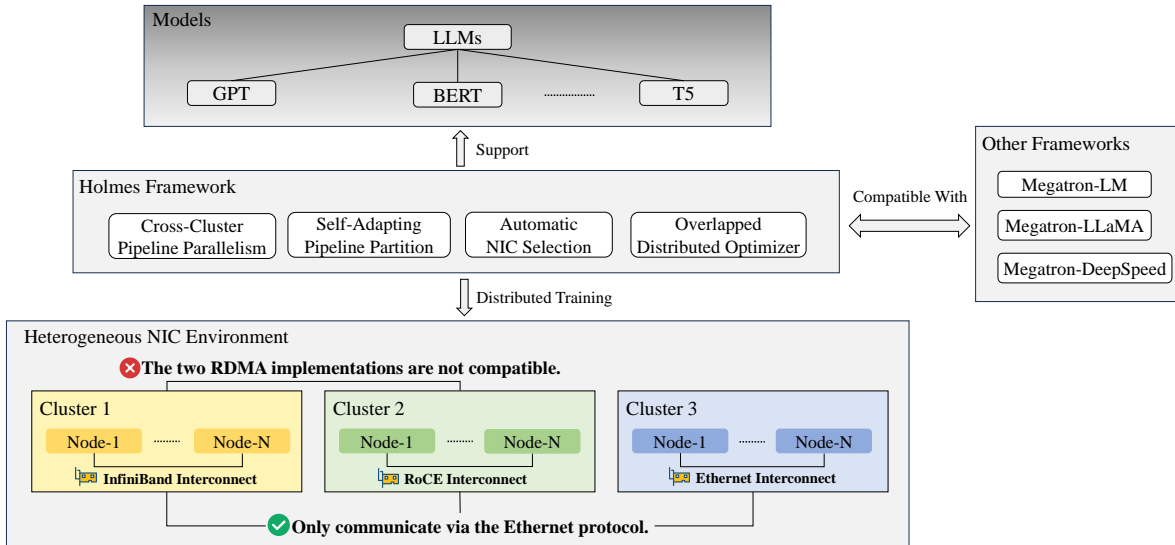


Figure 1: An overview of the Holmes framework. Holmes provides training support for a diverse range of LLM types and seamlessly integrates with contemporary mainstream LLM training frameworks. This flexibility extends to the training of LLMs in the heterogeneous NIC environment, where Holmes consistently achieves performance levels that are close to those achievable in the homogeneous NIC settings.

veys [39], which feature prominent models like Megatron-LM [23, 30], DeepSpeed [1, 26, 31], and FairScale [8], predominantly prioritize speed within homogeneous data center networks. Consequently, these frameworks may not be easily adaptable to the diverse landscape of the heterogeneous RDMA NIC environment. To address these challenges, there is a need for an open and unified LLM training framework that can seamlessly accommodate the heterogeneity of RDMA NICs across various clusters, thus alleviating the operational complexity associated with large-scale data center networks.

In this paper, we present Holmes, a high-performance framework optimized for training LLMs in the heterogeneous RDMA NIC environment. An overview of the framework is illustrated in Figure 1. Holmes optimally leverages the diverse capabilities of NICs within cluster configurations. A key contribution lies in our intelligent scheduling methodology, strategically allocating computational tasklets to GPUs based on their associated NIC types. This approach aligns computational tasklets with the strengths of each network technology, including InfiniBand, RoCE, and Ethernet. As a result, Holmes significantly mitigates overall training costs.

Specifically, our framework tracks hardware topology and network characteristics, dynamically assigning parallel work groups to suitable GPU devices during LLM training. The internal scheduling method, which is applicable to the heterogeneous NIC environment, is complemented by well-designed optimizations in both data and model parallelism [14, 20, 21, 35]. As a result, Holmes can effectively harness the full potential of the real-world production infras-

tructure. This includes the use of high-speed RDMA NICs for data parallelism, which exhibits a high communication overhead [20, 25, 28], and Ethernet NICs for pipeline model parallelism, known for its lower communication overhead [14]. We demonstrate impressive performance in using our framework to train LLM across clusters equipped with heterogeneous NICs.

The proposed Holmes framework demonstrates exceptional scalability through pipeline model parallelism, seamlessly extending to multiple GPU clusters. This scalability is maintained even in scenarios where high-speed interconnects (InfiniBand or RoCE) are unavailable between nodes from distinct clusters. Therefore, Holmes can be applied to train LLMs across multiple GPU clusters at different locations. This maximizes the utilization of existing GPU clusters for LLM training, eliminating the need to reconstruct larger GPU clusters to accommodate numerous GPU devices and RDMA NICs specifically for training purposes. To validate Holmes’s scalability, we conducted an extensive range of experiments covering a diverse spectrum of scenarios involving heterogeneous NICs. Remarkably, our training framework consistently achieved performance levels close to those attainable in environments with homogeneous RDMA-capable networks, such as pure InfiniBand or RoCE. Furthermore, Holmes notably surpassed training efficiency in the pure Ethernet environment.

In general, we firmly believe that Holmes signifies a notable advancement in democratizing LLMs, making efficient scaling attainable for a broader research community. Our con-

tributions are summarized as follows:

- We propose Holmes, a novel LLM training framework designed to adapt to the heterogeneous NIC environment. Holmes is non-intrusive to existing infrastructures, harnessing data and model parallelism technologies. It facilitates LLM training across multiple GPU clusters without the need to reconstruct larger GPU clusters. This feature is crucial for conserving computational resources.
- Moreover, Holmes introduces a method for tailoring stage division in pipeline model parallelism. This method takes into account the speed variations inherent in heterogeneous NICs and allocates varying numbers of layers to different stages accordingly.
- We conducted comprehensive experiments to demonstrate that training LLMs with Holmes can achieve performance close to those achievable with homogeneous RDMA-capable networks, significantly exceeding training efficiency within the pure Ethernet environment.
- Furthermore, Holmes seamlessly integrates with other mainstream LLM training frameworks such as Megatron-LM and Megatron-DeepSpeed.

Limitations and Future Directions. In this paper, we focus on a fundamental part of LLM training, but there are important practical aspects that we have not yet covered. We assume that communication between devices is stable and that all devices are consistently online. It is important to note that we have not fully trained the system to convergence; instead, we have performed partial training to validate our approach. In the future, we need to explore scheduling methods for diverse environments and figure out how to handle faults.

2 Problem Formulation

In this section, we first provide an overview of the background and motivations behind our work. Following this, we introduce different NIC environments. Finally, we describe the problem addressed in this paper and proceed to formalize it.

2.1 Background and Motivation

2.1.1 Communication Technologies

In addition to Ethernet, which is a widely used protocol for network connection, RDMA, NVLink, and PCI-E are three distinct technologies or protocols used to support varying degrees of data transmission and communication [9, 10, 17].

- **RDMA** is a network technology enabling direct memory access between computer systems without CPU involvement in data transfer. It achieves high-performance remote memory access by bypassing the CPU, reducing latency.
- **NVLink** is a high-speed technology connecting multiple GPUs for enhanced parallel computing. It provides

a high-bandwidth, low-latency communication channel with direct memory access, improving data transfer efficiency in multi-GPU systems.

- **PCI-E** is a high-speed serial bus standard connecting diverse hardware in computers, including graphics cards, storage, and network devices. It offers a versatile, high-bandwidth, and low-latency data transfer channel through point-to-point connections. While PCI-E is commonly used for various hardware, it may have limitations in data transfer efficiency compared to technologies like NVLink, specifically designed for GPU-to-GPU communication..

In summary, RDMA enables high-performance network communication, NVLink enhances communication between GPUs, and PCI-E is a versatile and widely used internal computer bus standard. These technologies are crucial in various domains and applications, particularly for distributed training.

2.1.2 LLM Infrastructure

Training LLMs requires an advanced infrastructure, including GPU clusters, high-speed RDMA NICs, and ample storage capacity. In particular, the demand for NVIDIA A100 GPU devices often exceeds 5,000 [23]. As LLM continues to grow in size, this demand is expected to increase further. However, the development of cluster infrastructure has lagged behind rapid advances in LLM. Many existing GPU clusters, constructed several years ago, lack the capacity to accommodate more than 1,000 NVIDIA A100 GPU devices, and network connectivity between GPU clusters in different locations is often limited. Consequently, the need to reconstruct larger GPU clusters for LLM research has become a necessity.

Moreover, the RDMA technology has two implementations: InfiniBand and RoCE. Different GPU clusters may be equipped with different types of RDMA NIC, and these two variants are not mutually compatible. Existing training frameworks, such as Megatron-LM [23, 30] and Megatron-DeepSpeed [1, 26], face challenges in training LLM in the heterogeneous NIC environment. Consequently, they are unable to fully harness GPU devices in the heterogeneous clusters. This limitation leads to a suboptimal utilization of GPU computing resources.

2.1.3 Motivation

These practical challenges in infrastructure prompt us to reconsider LLM training, focusing on the effective utilization of GPU devices and RDMA NICs across multiple clusters. Our objective is to develop a unified LLM training framework with the following key goals:

- **Compatibility:** The training framework should seamlessly operate with different RDMA NICs across multiple GPU clusters. To accomplish this, we redesign existing schemes for parallelism methods.

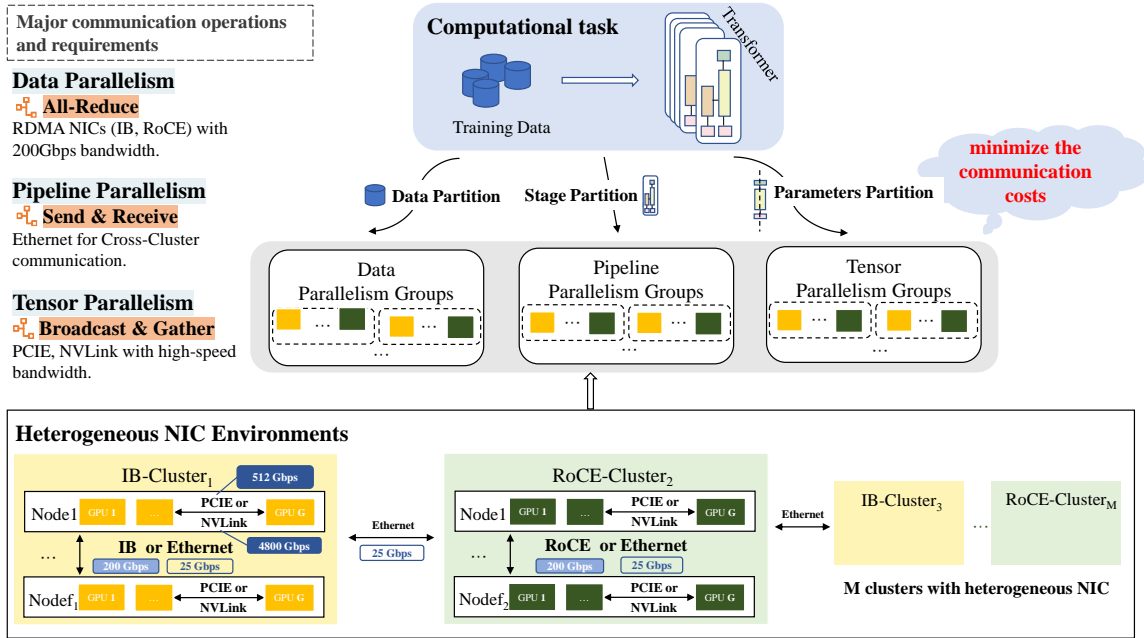


Figure 2: An illustration of the scheduling problem in heterogeneous NIC environments, with the objective of minimizing communication costs for distributed LLM training tasks.

- **Scalability:** The training framework should easily scale to accommodate thousands of GPU devices. For this purpose, we have developed Holmes based on the Megatron-LM framework, a popular LLM training framework known for successfully handling training iterations on models with up to a trillion parameters.
- **Availability:** Modern large-scale GPU clusters are consistently equipped with RDMA NICs. Our training framework maximizes the use of these available machine resources while ensuring high performance.

2.2 NIC Environments

We consider the scenario involving a group of GPU devices engaged in collaborative LLM training. These GPUs are from clusters equipped with different types of RDMA NIC, including InfiniBand or RoCE. We summarize the following two cases within this context.

- **Case 1: Homogeneous Clusters with High-Speed Interconnects.** These GPU devices are distributed among multiple clusters, each equipped with the same type of RDMA NIC and connected through high-speed interconnects. All GPU devices can communicate through RDMA NICs.
- **Case 2: Heterogeneous Clusters without High-Speed Interconnects.** These GPU devices are distributed among multiple clusters, each equipped with either the same or distinct types of RDMA NIC. Notably, there

are no high-speed interconnects between these clusters. Communication via RDMA NICs is limited to GPU devices within the same cluster, whereas GPU devices located in different clusters communicate using Ethernet NICs.

2.3 Problem Description

As illustrated in Figure 2, this paper focuses on scheduling computation tasklets in the heterogeneous NIC environment with varying bandwidth values. The distributed LLM training task is implemented using data and model parallelism techniques, where the entire computational task is decomposed into many parallel groups. Each group represents a set of parallel computations, with each computation viewed as a tasklet. Each tasklet corresponds to the forward and backward computations in a training iteration and is executed on certain GPU devices.

In the heterogeneous NIC environment, the training procedure is constrained by communication. The objective of Holmes is to achieve acceleration by allocating tasklets that require high communication volumes to GPU devices with faster connections. This is achieved by leveraging the characteristics of the network environment, ensuring the maximization of device throughput in the LLM training process. The described method incorporates two parallelism techniques: pipeline and data. Pipeline parallelism involves the concurrent processing of computations in multiple stages. Each device

is responsible for activation or gradient computation pertaining to different micro-batches in parallel, and the results can subsequently be communicated or transferred to subsequent stages. In addition, data parallelism implies that devices independently compute gradients for various micro-batches, necessitating synchronization of these gradients through communication.

We use the following two metrics.

- **TFLOPS** stands for the achieved teraFLOP/s per GPU, representing the number of floating-point operations a GPU can perform in one second. It measures the GPU utilization rate, and the computational formula aligns with that in [23]. Further details are provided in the Experiment section (see Equation 6).
- **Throughput** stands for the number of samples processed per second during the LLM training procedure. It measures the end-to-end training speed.

2.4 Formalization

The scheduling problem is formalized as follows.

- Let’s take into account a collection of M clusters, which we denote as $\mathbf{C} = \{c_1, c_2, \dots, c_i, \dots, c_M\}$. It is assumed that each cluster c_i comprises f_i nodes and that each node is equipped with a constant number of G devices. The total number of GPU devices is denoted as $N = G \cdot \sum_{i=1}^M f_i$.
- We sequentially number clusters, nodes, and GPU devices. In the i -th cluster ($0 < i \leq M$), the j -th GPU device ($0 < j \leq G$) in the k -th node ($0 < k \leq f_i$) is denoted as $\text{rank}_{G \cdot ((\sum_{a=1}^{i-1} f_a) + k - 1) + j}$ in the global context.
- The pipeline parallel degree is represented by p ($0 < p \leq N/G$), the tensor parallel degree by t ($0 < t \leq G$), and the data parallel degree by d ($0 < d \leq N$). It is important to note that the product of these degrees, $d \cdot p \cdot t$, is equal to N , which represents the total number of GPU devices.
- For pipeline parallelism with a degree of p , there are a total of $t \cdot d$ pipeline parallel groups. Each of these groups can be represented as a matrix $[\mathbf{PP}] \in \mathbb{Z}_+^{(t \cdot d) \times p}$. Similarly, for tensor and data parallelism with degrees t and p , there are a total of $p \cdot d$ tensor parallel groups and $p \cdot t$ data parallel groups, respectively. These two types of group can be represented as matrices $[\mathbf{TP}] \in \mathbb{Z}_+^{(p \cdot d) \times t}$ and $[\mathbf{DP}] \in \mathbb{Z}_+^{(p \cdot t) \times d}$.

Different scheduling methods may lead to different parallel groups, each with its different communication costs. Our goal is to identify the most efficient scheduling method that minimizes the communication costs of the overall training procedure in the heterogeneous NIC environment.

3 Holmes Design

In this section, we present the Holmes design. Holmes is developed within the framework of Megatron-LM [23, 30], a popular tool for LLM training. Our approach re-optimizes two types of parallelism techniques: model parallelism and data parallelism. Model parallelism is further categorized into tensor parallelism and pipeline parallelism.

In distributed training, pipeline parallelism typically has less communication overhead than data parallelism because different GPU devices handle sequential computational stages with less inter-device communication between them [14, 21]. For data parallelism, data is divided into segments, and each device independently processes a portion. These units simultaneously perform identical operations on separate data, leading to increased communication for synchronization and greater overhead [26, 28]. Holmes enhances the built-in communication methods for pipeline and data parallelism in Megatron-LM. Figure 3 illustrates the parallelism mechanism in Holmes. Further details will be discussed in the subsequent parts.

3.1 Model Parallelism

3.1.1 Tensor Model Parallelism

Tensor model parallelism involves distributing individual layers of the model across multiple GPU devices. In the tensor parallelism of our framework, different layers of the model are assigned to various GPU devices within the same node, enabling concurrent processing of these layers, and thereby accelerating the training process. As a result, the communication operations associated with tensor parallelism predominantly take place within the same node, leveraging technologies such as PCI-E [15, 17] or NVLink [9] to facilitate inter-device communication.

Holmes adopts the same partitioning strategy used by Megatron-LM for transformer layers, which serve as the fundamental components of LLMs [23]. Following the partitioning process, we obtain the tensor parallel matrix denoted as $[\mathbf{TP}] \in \mathbb{Z}_+^{(p \cdot d) \times t}$. This matrix contains various parallel groups, and the GPU devices within each group belong to the same node. We represent $[\mathbf{TP}]_{i,j}$ as the j -th device in the i -th tensor parallel group, which can be formalized as follows:

$$[\mathbf{TP}]_{i,j} = \text{rank}_{(i-1) \cdot t + j} \quad \begin{matrix} i \in \{1, 2, \dots, p \cdot d\} \\ j \in \{1, 2, \dots, t\} \end{matrix} \quad (1)$$

Due to space limitations, we omit the further technical introduction in this section. For more detailed information on tensor parallelism, refer to [23].

3.1.2 Pipeline Model Parallelism

In traditional pipeline parallelism, the model layers are segmented into different computational stages, each assigned to different GPU devices. These devices execute the stages

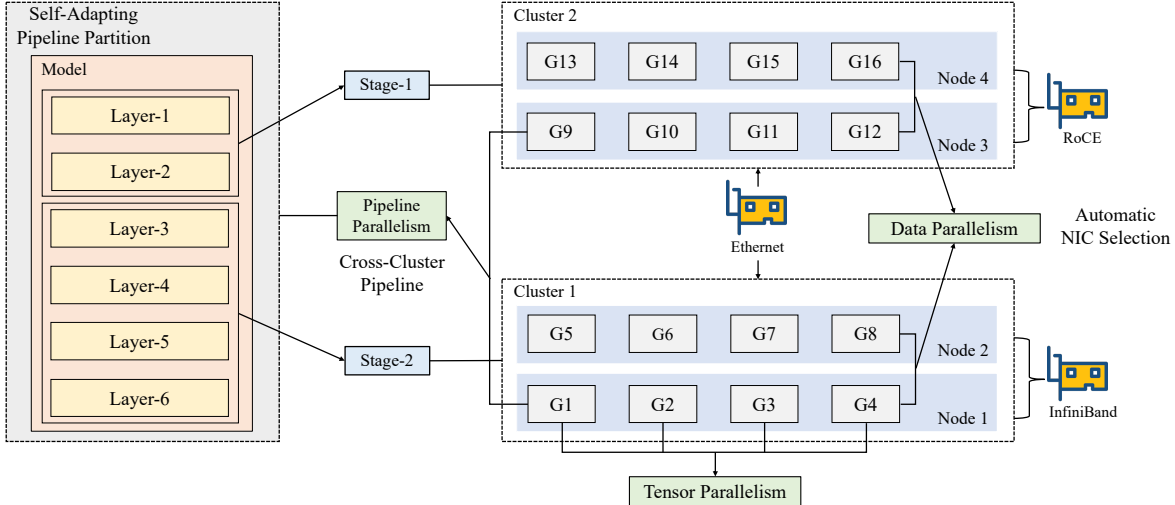


Figure 3: An illustration of parallelism mechanism in Holmes. In this case, a transformer-based model with 6 layers is trained across 2 clusters. Each cluster comprises 2 nodes, each equipped with 4 GPU devices. Communication between Node 1 and Node 2 utilizes InfiniBand, while Node 3 and Node 4 use RoCE. However, there is no high-speed interconnect between the two clusters, and communication between them relies solely on low-speed Ethernet. For parallelism settings, the degrees of data, tensor, and pipeline parallelisms are 2, 2, and 4, respectively. Pipeline parallelism is implemented between the two clusters using Ethernet. The model’s layers are unevenly partitioned into 2 stages and further distributed to different GPU devices. Data parallelism is performed within each cluster using RDMA, and tensor parallelism is implemented within each node using NVLink.

sequentially, transferring their results to subsequent stages. Communication operations occur through the exchange of data between these devices. When dealing with models that contain repeated transformer blocks, each GPU device can effectively manage an equal number of these blocks. This process involves breaking a batch into smaller micro-batches and executing them in a pipeline fashion [14, 21, 22]. We use periodic pipeline flushes to maintain the synchronization of optimizer steps between GPU devices.

The implementation of our pipeline parallelism is similar to PipeDream-Flush [22]. To support LLM training across clusters equipped with heterogeneous NICs, we make the following innovative improvements.

Cross-Cluster Pipeline Parallelism. Current LLM training frameworks exclusively support LLM training with low-speed Ethernet NICs within clusters that possess heterogeneous NICs. To address these limitations, we have introduced a solution to enable LLM training in the heterogeneous NIC environment. Capitalizing on the relatively low communication cost of pipeline parallelism, we establish pipeline parallelism groups among multiple clusters that lack high-speed interconnects. Consequently, these pipeline parallelism groups consist of GPU devices connected via heterogeneous NICs, and their sole means of communication is through Ethernet due to NIC incompatibility. Conversely, owing to the division of pipeline parallelism groups, the data parallelism groups can comprise GPU devices connected via homogeneous NICs,

NIC Env	TFLOPS	Throughput	Bandwidth (Gbps)
InfiniBand	197	99.23	200
RoCE	160	80.54	200
Ethernet	122	61.32	25

Table 1: Comparison of TFLOPS and Throughput metrics when training a GPT model with 3.6 billion parameters on 4 nodes using InfiniBand, RoCE, and Ethernet respectively. Each node is equipped with 8 NVIDIA A100 GPUs. We also list the bandwidth of different NICs in the 3rd column.

enabling communication via RDMA NICs. In terms of tensor parallelism, it is confined to the same node and communicates via PCI-E or NVLink interfaces. Considering that data parallelism relies more on high-speed RDMA NICs than pipeline parallelism does, our Cross-Cluster Pipeline Parallelism method significantly enhances LLM training performance by scheduling pipeline parallelism groups across different clusters in heterogeneous NIC environments.

Self-Adapting Pipeline Partition. Traditional pipeline parallelism was initially designed for training LLM in the homogeneous NIC environment. In such settings, the model layers are uniformly divided into different stages, ensuring relatively equal computational speeds across various stages of pipeline parallelism. This uniform partitioning is considered the most suitable choice, as all GPU devices exhibit equal

computational speeds [23]. However, in the context of a heterogeneous NIC environment, different GPU devices may demonstrate varying computational speeds due to the diverse NICs to which they are connected. Table 1 presents a comparison of GPU performance using three different types of NIC during LLM training. Even if InfiniBand and RoCE NICs have the same bandwidth, the GPU device equipped with different types of NIC may exhibit significant variations in actual computational speed (TFLOPS). The observed disparities in TFLOPS and Throughput metrics underscore the inadequacy of a straightforward uniform partition for pipeline parallelism in the heterogeneous NIC environment.

In response to this challenge, we have developed a self-adaptive pipeline partitioning strategy that takes into consideration the specific NIC connected to each GPU device. This strategy optimizes the training process in the heterogeneous NIC environment by distributing varying numbers of layers in the model to different devices based on their connected NIC. To formalize the Self-Adapting Pipeline Partition strategy, we define the computational speed of a device within InfiniBand and RoCE as $S(\text{IB})$ and $S(\text{RoCE})$, respectively, interpreted as TFLOPS. Assuming a pipeline parallelism group with two devices connected to different NICs and a total number of layers for the model denoted as N , the number of layers distributed to the device connected to the InfiniBand NIC (denoted as N_{ib}) is calculated as follows:

$$N_{ib} = \lfloor \frac{\alpha \cdot S(\text{IB})}{S(\text{IB}) + S(\text{RoCE})} \cdot N \rfloor \quad (2)$$

where α is the hyper-parameter. Similarly, the calculation of N_{roce} follows the same method, ensuring $N_{ib} + N_{roce} = N$. It can be easily extended to scenarios where the pipeline parallel size is more than 2. Our objective is to allocate a greater number of model layers to the GPU device connected to the faster NIC.

Summary. We introduce two innovative enhancements to pipeline parallelism: optimizing communication operations and adapting to the heterogeneous NIC environment. We illustrate the process with a case presented in Figure 3.

To formalize the process of pipeline parallelism, we represent $[\mathbf{PP}]_{i,j}$ as the j -th device in the i -th pipeline parallel group, which can be formalized as follows:

$$[\mathbf{PP}]_{i,j} = \text{rank}_{i+(j-1) \cdot d} \quad \begin{matrix} i \in \{1, 2, \dots, t \cdot d\} \\ j \in \{1, 2, \dots, p\} \end{matrix} \quad (3)$$

The formulation is applicable to both homogeneous and heterogeneous NIC environments. In the heterogeneous environment, $[\mathbf{PP}]_{i,*}$ represents the i -th pipeline parallel group comprising p GPU devices that are connected to different types of NIC.

Similarly to pipeline parallelism, traditional data parallelism also does not take into account the heterogeneous NIC environment, and it can only support using the low-speed

```

from holmes import new_process_group

for i in range(pipeline_parallel_size):
    for j in range(tensor_pipeline_size):
        ranks = get_data_parallel_rank(i,j,data_pipeline_size)
        group = new_process_group(ranks)

def new_process_group(ranks):
    # Get the size of IB block
    compute_block_size = os.getenv("NUM_GPUS_PER_IB_BLOCK")
    num_ib_block = int(os.getenv("NUM_IB_BLOCK"))
    if backend == "nccl" and compute_block_size is not None:
        blocks = [rank // compute_block_size for rank in ranks]
        use_ib = all(block == blocks[0]
                    for block in blocks) and blocks[0] < num_ib_block
        use_roce = all(block == blocks[0]
                    for block in blocks) and blocks[0] >= num_ib_block
        if use_ib:
            return new_nccl_ib_group(ranks)
        elif use_roce:
            return new_nccl_roce_group(ranks)
        else:
            return new_nccl_socket_group(ranks)
    else:
        return dist.new_group(ranks, backend=backend)

```

Figure 4: A code snippet for creating data parallel groups across clusters within the heterogeneous NIC environment.

Ethernet NIC when training LLMs in the heterogeneous environment. To address the problem and accelerate the data parallelism in both homogeneous and heterogeneous environments, we make the following innovative improvements.

3.2 Data Parallelism

In traditional data parallelism, each GPU device possesses a complete replica of the model, while the input dataset is partitioned among these GPU devices. Periodically, these GPU devices synchronize their gradients to maintain consistent model weights across all of them. In cases where the model is too large to fit within a single worker, data parallelism is often used in conjunction with tensor and pipeline parallelism. In this scenario, data parallelism is applied to the smaller model segments that result from the process of model parallelism. The primary advantage of data parallelism lies in its ability to scale deep learning training, allowing the processing of larger datasets in less time. This scalability is particularly beneficial for training LLMs with large datasets.

Communication operations in data parallelism occur in the following steps:

- **Data Partition:** The input dataset is divided into smaller batches, with each batch assigned to a different GPU for processing.
- **Gradient Computation:** Each GPU computes gradient information to help update the model parameters.
- **Gradient Aggregation:** At the end of each batch or epoch, GPUs use the Ring Allreduce algorithm [29] to share and combine their calculated gradient information. This algorithm circulates gradient details in a circular manner among GPUs, accumulating gradients on each GPU until all receive the global gradient information.

Parameter Group	Number of Parameters (billion)	Attention Heads	Hidden Size	Number of Layers	Tensor Parallel Size	Pipeline Parallel Size	Mircro BatchSize	Batch Size
1	3.6	32	3072	30	1	2	4	768
2								1536
3								1536
4	7.5		4096	36		3		2688
5								1536
6								2688
7	39.1	64	8192	48	8	2	1536	
8								3

Table 2: Details of parameter groups for training GPT models ranging from 3.6 billion to 39.1 billion parameters. Since our optimization focuses on data parallelism and pipeline parallelism, without involving tensor parallelism, for Parameter Group 1 to Parameter Group 6, we set the tensor parallel size to 1. For Parameter Group 7 and 8, due to the large parameter size of the model, we set the tensor parallel size to 8.

- **Model Update:** After receiving the combined gradient information, all GPUs use it to update the model parameters, ensuring that all GPUs have consistent model versions.

Communication between GPUs primarily takes place during the Gradient Aggregation step. This communication is facilitated by high-speed RDMA NIC and libraries like NCCL [4], ensuring the synchronization of gradients between GPUs and maintaining consistent model parameters across all devices.

Automatic NIC Selection. We have implemented an auto-select strategy by modifying NCCL [4] and Megatron-LM [3] to support hybrid setups of NICs, including InfiniBand, RoCE, and Ethernet. As shown in Figure 4, our strategy provides functions that create data parallelism groups based on the actual network environment. It establishes independent communication channels for each group of devices, ensuring that GPU devices within the same data parallelism group are connected to the same type of NIC.

Traditional data parallelism techniques do not ensure the allocation of all data parallelism groups to GPU devices sharing the same type of NIC. In scenarios where a data parallelism group includes two GPU devices linked to InfiniBand and RoCE NICs, communication between the two devices is limited to Ethernet due to their inherent incompatibility. Consequently, traditional data parallelism frequently faces performance bottlenecks, particularly during the Gradient Aggregation step, as it necessitates waiting for all GPU devices to conclude their computations. Detailed comparative results are presented in the subsequent Experiment section.

Overlapped Distributed Optimizer. Building upon recent research [2], we have incorporated a novel partition strategy for gradients and optimizer states into our LLM training framework. This strategy, known as the *OverlappedDistributedOptimizer*, can be summarized by the following core principles:

- Traditional optimizers such as Adam and SGD independently update individual parameter values, making it unnecessary to maintain parameters as complete entities.
- Each collective communication operation should transmit a significant amount of data to optimize the utilization of communication bandwidth.
- There should be no additional communication overhead or GPU memory copying involved.

The *OverlappedDistributedOptimizer* presents an effective approach to seamlessly intertwining communication with computation. This strategy maximizes the potential for overlapping and utilizes interconnection bandwidth to its fullest extent, all while avoiding any additional overhead in terms of communication volume. For in-depth technical details, you can refer to [2]. Specifically, the *OverlappedDistributedOptimizer* is orthogonal to our previous optimizations and can be combined to further enhance training efficiency.

Summary. We introduce two innovative enhancements to data parallelism: an optimal selection strategy of NICs in the heterogeneous NIC environment and a well-designed distributed optimizer. We illustrate the process with a case presented in Figure 3.

To formalize the process of data parallelism, we represent $[\mathbf{DP}]_{i,j}$ as the j -th device in the i -th data parallel group, which can be formalized as follows:

$$[\mathbf{DP}]_{i,j} = \text{rank}_{\text{mod}(i-1,t)+(\text{floor}(\frac{i-1}{t}) \cdot d+j-1) \cdot t+1}^{i \in \{1,2, \dots, p \cdot t\}}_{j \in \{1,2, \dots, d\}} \quad (4)$$

where $\text{mod}(i-1,t)$ denotes the modulo operation, which calculates the remainder when dividing two numbers, and $\text{floor}(\ast)$ is used to signify rounding down a real number.

4 Experiment

In this section, we seek to answer the following questions:
Q1: How well does Cross-Cluster Pipeline Parallelism perform for models of different sizes?

Parameter Group	NIC Env	4 Nodes / 32 GPUs		6 Nodes / 48 GPUs		8 Nodes / 64 GPUs	
		TFLOPS	Throughput	TFLOPS	Throughput	TFLOPS	Throughput
1	InfiniBand	197	99.23	188	142.09	148	148.88
	RoCE	160	80.54	151	114.15	145	145.64
	Ethernet	122	61.32	99	74.98	83	83.38
	Hybird	149	74.91	129	97.84	112	112.46
2	InfiniBand	206	103.66	200	151.25	156	156.66
	RoCE	168	84.78	162	122.53	159	160.47
	Ethernet	145	72.95	128	96.75	114	114.52
	Hybird	162	81.38	152	114.63	132	132.73
3	InfiniBand	229	55.95	220	80.64	189	92.35
	RoCE	196	48.04	185	67.84	185	90.40
	Ethernet	168	41.04	143	52.91	132	64.85
	Hybird	191	46.66	170	62.43	168	82.02
4	InfiniBand	233	57.03	228	83.61	196	95.79
	RoCE	201	49.10	193	70.88	194	94.85
	Ethernet	180	44.10	168	61.59	158	77.31
	Hybird	200	48.89	187	68.52	177	86.58

Table 3: Performance of different parameter groups in both homogeneous and heterogeneous NIC environments. Here the *Hybird* environment contains two clusters with the same number of nodes.

Parameter Group	NIC Env	6 Nodes / 48 GPUs		12 Nodes / 96 GPUs	
		2RoCE & 2RoCE & 2IB	2RoCE & 2IB & 2IB	4RoCE & 4IB & 4IB	
		TFLOPS / Throughput		TFLOPS / Throughput	
5	Ethernet	143 / 52.51		95 / 70.11	
	Hybird	163 / 59.75	161 / 59.19	138 / 101.24	
6	Ethernet	160 / 59.59		122 / 89.65	
	Hybird	174 / 63.96	169 / 61.87	146 / 107.21	

Table 4: Performance of different parameter groups in the heterogeneous NIC environment. Here the *Hybird* environment contains three clusters with the same number of nodes.

Q2: How well does Automatic NIC Selection perform in the context of data parallelism?

Q3: How well does Self-Adapting Pipeline Partition perform compared with Uniform Pipeline Partition?

Q4: How well does Holmes perform compared to other mainstream LLM training frameworks?

Q5: How well do the different components of Holmes contribute to LLM training?

4.1 Experiment Setup

The experimental setup encompasses the following aspects.

Machine Environment. All of our results are run with mixed precision. Each cluster node is equipped with 8 NVIDIA A100 GPUs, each with 80 GB of memory [5], interconnected by NVLink [9]. The A100 GPUs achieve a peak device throughput of 312 teraFLOP/s with 16-bit precision. For the comparison of our results, we report results including

the achieved teraFLOP/s per GPU (TFLOPS) and aggregate Throughput, calculated by multiplying the throughput of each individual GPU.

NIC Environment. To simulate different cases discussed in Section 2.2, we conducted experiments across different types of NIC environments. The characteristics of these NIC environments are summarized below.

- *InfiniBand*: The cluster nodes are equipped with high-speed InfiniBand NICs.
- *RoCE*: The cluster nodes are equipped with high-speed RoCE NICs.
- *Ethernet*: The cluster nodes lack high-speed RDMA NICs and can only communicate through Ethernet NICs.
- *Hybird*: There are multiple different clusters, each with nodes equipped with different high-speed NICs. The connection between clusters are restricted to Ethernet.

Model Selection. For our experiments, we employ GPT

models of different sizes. Specifically, the model must be compatible with the number of model-parallel GPUs used in the experiment. We utilize standard model architectures, such as GPT-3 [6] when appropriate.

Parameter Group. To demonstrate the end-to-end performance of Holmes in training GPT models of various sizes in the heterogeneous NIC environment, we defined several parameter groups. Table 2 provides detailed information on the parameter groups used in our experiments. Specifically, we employ the interleaved pipeline schedule with scatter/gather optimization enabled. All models utilize a vocabulary size (V) of 51,200 (a multiple of 1024) and a sequence length (s) of 2048. We vary the hidden size (h), the number of attention heads, and the number of layers (l). The number of parameters in a model, denoted by P , can be computed as follows:

$$P = 12lh^2\left(1 + \frac{13}{12h} + \frac{V+s}{12lh}\right) \quad (5)$$

As the model size increases, we concurrently augment the batch size (B) and the number of GPUs (n). The predominant portion of floating-point operations within the model occurs in the matrix multiplications (GEMMs) within the transformer and logit layers. When focusing solely on these GEMMs, the number of FLOPs per iteration is calculated as follows:

$$F = 96Bslh^2\left(1 + \frac{s}{6h} + \frac{V}{16lh}\right) \quad (6)$$

This serves as a lower bound for the actual FLOP count but is expected to be closely aligned with the true value. We consider a FLOP as a floating-point operation, irrespective of precision [23].

In subsequent parts, we evaluate each parameter group with varying numbers of nodes under different NIC environments.

Hyper-Parameter and Compared Frameworks. The experimental results of Holmes presented in Figure 7, 8, 9, and Table 5 are based on the Self-Adapting Pipeline Partition strategy, with the hyperparameter α set to 1.05. The LLM training frameworks compared with Holmes include Megatron-LM [3], Megatron-LLaMA [2], and Megatron-DeepSpeed [1].

4.2 Performance Comparison

Different NIC Environments. As discussed in Section 2.2, we compare two cases in the heterogeneous NIC environment. For *Case 1* and *Case 2*, we evaluate Holmes across four types of NIC environments, including both homogeneous and heterogeneous high-speed interconnects, and varying numbers of nodes. The results are presented in Table 3, providing insights to address questions **Q1** and **Q2**.

By analyzing the results in Table 3, it becomes evident that, with the integration of two components, Cross-Cluster Pipeline Parallelism, and Automatic NIC Selection, Holmes demonstrates the ability to efficiently train LLM in *Hybrid*

environment. It achieves performance levels that closely resemble those attainable in the homogeneous *InfiniBand* and *RoCE* environments, and significantly surpasses training efficiency in *Ethernet* environment.

We also present the time cost of a specific operation during LLM training in various NIC environments. Figure 5 provides a comparative result of the time cost associated with the *reduce-scatter* operation, a typically time-consuming process in data parallelism. As the choice of NIC can significantly influence the time cost of this operation, the results in Figure 5 demonstrate that within the homogeneous *InfiniBand* environment, *reduce-scatter* exhibits the shortest duration, aligning with the results in Table 3 where LLM training achieves the highest TFLOPS and Throughput in the homogeneous *InfiniBand* environment. Furthermore, the results in *Hybrid* and *Ethernet* environments indicate that Holmes optimally utilizes the heterogeneous RDMA NICs, effectively reducing the time cost of *reduce-scatter* and achieving faster training speed.

Specially, for *Case 2*, we evaluated Holmes in a scenario where high-speed interconnects are entirely absent between GPU clusters. This situation is common when multiple GPU clusters are distributed across different locations. Figure 6 presents the results, demonstrating Holmes’s performance in a scenario involving LLM training across multiple GPU clusters without high-speed interconnects (denoted as *InfiniBand & Ethernet* and *RoCE & Ethernet*). In this context, Holmes employs pipeline parallelism across two clusters with Ethernet NICs, allowing data parallelism to fully leverage high-speed RDMA NICs. To provide a clear efficiency comparison of Holmes, we present performance results for GPU clusters with high-speed interconnects (denoted as *InfiniBand* and *RoCE*). This serves as an upper bound for throughput. Additionally, we present performance results for GPU clusters with only slow-speed interconnects (denoted as *Ethernet*), serving as a lower bound for throughput. We compare the performance results of Holmes in clusters with heterogeneous NICs on the same scale (denoted as *Hybrid*) for reference. The results in Figure 6 demonstrate that Holmes achieves competitive training performance in a scenario involving multiple GPU clusters without high-speed interconnects, regardless of the heterogeneity or homogeneity of the NICs between clusters.

We conducted additional evaluations of Holmes in a more intricate scenario, involving three GPU clusters with an equal number of nodes but varying NIC types. The results are detailed in Table 4. In this context, Holmes utilizes pipeline parallelism with a degree of 3, effectively partitioning the model into three stages. The results demonstrate that Holmes consistently maintains high performance, even when dealing with a context that includes more than two clusters. This highlights the adaptability of Holmes for training LLM across multiple GPU clusters.

Pipeline Partition. To answer question **Q3**, we conducted a comparison between Self-Adapting Pipeline Partition and

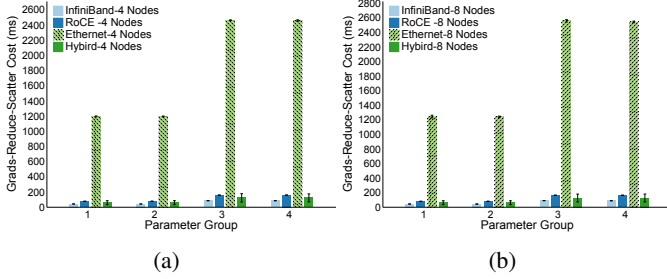


Figure 5: The time cost of *grads-reduce-scatter* operation with different parameter groups in both homogeneous and heterogeneous NIC environments.

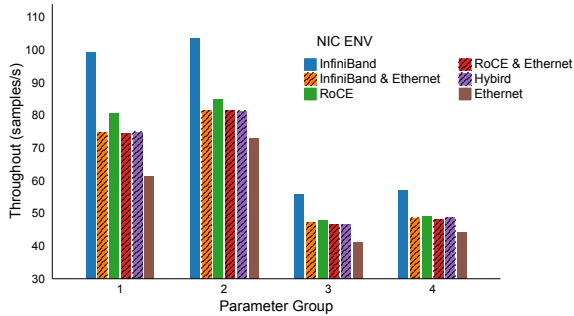


Figure 6: Throughput of different parameter groups in training GPT model on 4 nodes within both homogeneous and heterogeneous NIC environments.

Uniform Pipeline Partition. The results are presented in Figure 7. The results substantiate our hypothesis that Uniform Pipeline Partition is not the optimal choice for training LLM in the heterogeneous NIC environment. Holmes employs Self-Adapting Pipeline Partition to account for variations in training speeds between two GPU clusters, resulting in higher TFLOPS and Throughput during the LLM training process compared to traditional Uniform Pipeline Partition strategies.

Comparison with Other Training Frameworks. To answer question Q4, we conducted a comparative analysis on the performance of Holmes against other prominent LLM training frameworks, namely Megatron-LM, Megatron-DeepSpeed, and Megatron-LLaMA, within the heterogeneous NIC environment. The results of this comparison are presented in Figure 8. Notably, Holmes outperforms the other LLM training frameworks, emerging as the top performer. This superiority can be attributed to Holmes being the sole training framework specifically designed for heterogeneous NIC environments. Significantly, Megatron-LLaMA demonstrates superior performance compared to Megatron-LM and Megatron-DeepSpeed, highlighting the effectiveness of Overlapped Distributed Optimizer component proposed by the former.

Furthermore, we also evaluate the speedup ratios of Holmes in comparison to these frameworks. The result is displayed in

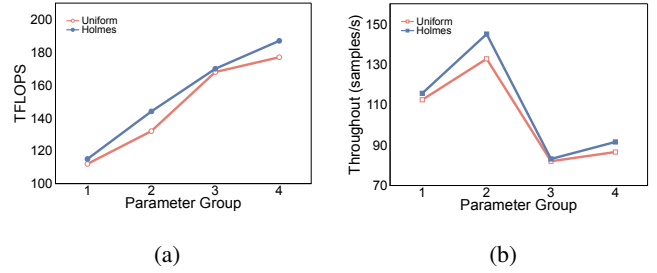


Figure 7: Performance of different parameter groups in training GPT model with various pipeline partition strategies.

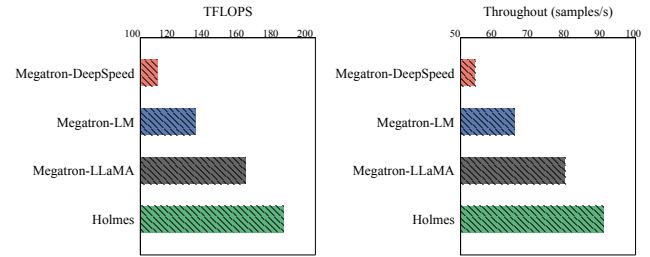


Figure 8: Performance comparison between Holmes and other mainstream LLM training frameworks: experiment conducted using parameter group 3 on 8 nodes (4 nodes equipped with RoCE NICs and 4 nodes equipped with IB NICs).

Figure 9. As expected, Holmes achieves the highest speedup compared to other LLM training frameworks, which further demonstrates the efficiency in training scalability. We believe that Holmes can scale to distributed training involving tens to hundreds of nodes.

4.3 Ablation Study

As illustrated in Figure 1, the Holmes Framework comprises key components designed to enhance the training speed of LLMs in the heterogeneous NIC environment. These components include Cross-Cluster Pipeline Parallelism, Self-Adapting Pipeline Partition, Automatic NIC Selection, and Overlapped Distributed Optimizer.

To answer question Q5 and investigate the impact of different components in Holmes, we conducted an ablation study in this subsection. The effect of Cross-Cluster Pipeline Parallelism has been validated in the previous subsection, and here we focus on the remaining three components. The results of the ablation study are shown in Table 5. From the results, we observe that the component of Overlapped Distributed Optimizer contributes more than the component of Self-Adapting Pipeline Partition. Furthermore, from the results in the last column, it is evident that the effects of Overlapped Distributed Optimizer and Self-Adapting Pipeline Partition are nearly or-

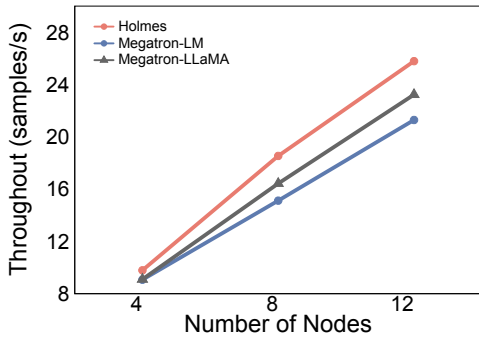


Figure 9: Comparison of speedup ratios in training GPT model with varying numbers of nodes: Holmes versus other mainstream training frameworks. The experiment was conducted using Parameter Groups 7 and 8.

Training Framework	TFLOPS	Throughput
Megatron-LM	132	64.86
Holmes	183	89.48
w/o Self-Adapting-Partition	179 (-4)	87.55 (-2.43)
w/o Overlapped Optimizer	170 (-13)	83.15 (-6.83)
w/o Above Two	168 (-15)	82.02 (-7.96)

Table 5: Ablation study of different components in Holmes. The experiment is conducted using the same setting as Figure 8.

thogonal. This suggests that these two components enhance the training speed from different aspects.

By removing the components of Overlapped Distributed Optimizer and Self-Adapting Pipeline Partition from Holmes, we can evaluate the impact of Automatic NIC Selection. The results in the first and last lines of Table 5 demonstrate that even with only the Automatic NIC Selection component, the effectiveness of Holmes surpasses that of the Megatron-LM framework by a significant margin.

4.4 Discussion

In this section, we conduct comprehensive experiments to address the initial questions. Firstly, we evaluate Holmes’s performance across various NIC environments, a key experiment in this paper. Our findings show that Holmes competes favorably in heterogeneous NIC environments, approaching the efficiency of homogeneous RDMA-capable networks (InfiniBand or RoCE) and surpassing training efficiency in purely Ethernet environments. Next, we perform a detailed comparative analysis of Holmes’s components, substantiating their effectiveness. Finally, we compare Holmes with other mainstream LLM training frameworks to validate its advancements.

5 Related Work

5.1 Distributed Training Frameworks

Distributed training frameworks are essential for efficient and scalable LLM training. They enable parallel task execution across multiple devices, addressing computational and memory demands of large models. LLMs are usually trained in data centers with homogeneous high-speed RDMA NICs connecting GPUs. However, existing frameworks often neglect training LLMs in heterogeneous NIC environments.

Some popular distributed training frameworks tailored for LLMs include Megatron-LM [3, 23, 30], Megatron-LLaMA [2], and DeepSpeed [1, 25, 26, 28]. Megatron-LM, developed by NVIDIA, efficiently handles training of very large models using a combination of model parallelism and data parallelism across multiple GPUs and nodes. This approach enables LLM training by sharing model parameters among GPUs and processing data in parallel [23, 36]. Megatron-LM excels in minimizing synchronization delays during training through optimized communication between nodes and GPUs, utilizing efficient communication and synchronization techniques. Megatron-LLaMA, an extension of Megatron-LM, enhances the framework by integrating a standardized LLaMA implementation and introducing an efficient communication-computation parallelism method. Another notable framework is DeepSpeed, an open-source library from Microsoft designed for efficient training of large-scale deep learning models. DeepSpeed features memory-efficient training, accommodating models larger than GPU memory capacity through techniques like mixed-precision training, gradient accumulation, and offloading optimizer states. Its ZeRO optimization technology further improves memory efficiency by distributing model weights and optimizer states among GPUs and nodes, reducing memory usage and enabling training of even larger models [25, 28].

5.2 Communication Optimization

Distributed training necessitates frequent parameter synchronization. In the initial stages of communication scheduling, the primary focus is on ensuring model consistency [13, 27, 33] and refining parameter synchronization architectures [11, 18, 24]. With the increasing scale of models, certain research endeavors explore coordinated optimization of both communication and parallel strategies [34, 40]. This involves implementing advanced strategies to enhance parallel efficiency while concurrently reducing communication demands.

Recent advancements in distributed training efficiency, exemplified by TopoOpt [34], focus on coordinating improvements in computation, communication, and network topology. TopoOpt employs alternative optimization techniques and draws inspiration from group theory, utilizing the Totient-Perms algorithm to optimize network topology, routing plans,

and parallelization strategies. Another noteworthy project, Alpa [40], addresses challenges in cross-mesh sharding by introducing a broadcast-based communication mechanism and an overlap-friendly pipeline scheduling strategy.

6 Conclusion

In this paper, we present Holmes, a carefully crafted framework for LLM training across multiple GPU clusters. Our empirical studies show that this framework performs comparably to homogeneous RDMA NICs in a heterogeneous NIC environment. Holmes represents a notable advancement, enhancing accessibility to LLM training and facilitating efficient scaling within the broader research community.

7 Acknowledgement

This work is supported by National Natural Science Foundation of China Grant (No. U22A6001) and Key Research Project of Zhejiang Lab (No. 2022PG0AC02).

References

- [1] Megatron-DeepSpeed. <https://github.com/microsoft/Megatron-DeepSpeed>.
- [2] Megatron-LLaMA. <https://github.com/alibaba/Megatron-LLaMA>.
- [3] Megatron-LM. <https://github.com/NVIDIA/Megatron-LM>.
- [4] NCCL. <https://developer.nvidia.com/nccl>.
- [5] NVIDIA A100 Tensor Core GPU. <https://www.nvidia.com/en-us/data-center/a100>.
- [6] BROWN, T., MANN, B., RYDER, N., SUBBIAH, M., KAPLAN, J. D., DHARIWAL, P., NEELAKANTAN, A., SHYAM, P., SASTRY, G., ASKELL, A., ET AL. Language models are few-shot learners. *Advances in neural information processing systems* 33 (2020), 1877–1901.
- [7] CHEN, Y., WEI, X., SHI, J., CHEN, R., AND CHEN, H. Fast and general distributed transactions using RDMA and HTM. In *Proceedings of the Eleventh European Conference on Computer Systems* (2016), pp. 1–17.
- [8] FAIRSCALE AUTHORS. FairScale: A general purpose modular pytorch library for high performance and large scale training. <https://github.com/facebookresearch/fairscale>, 2021.
- [9] FOLEY, D., AND DANSKIN, J. Ultra-performance Pascal GPU and NVLink interconnect. *IEEE Micro* 37, 2 (2017), 7–17.
- [10] GAO, Y., LI, Q., TANG, L., XI, Y., ZHANG, P., PENG, W., LI, B., WU, Y., LIU, S., YAN, L., ET AL. When cloud storage meets RDMA. In *18th USENIX Symposium on Networked Systems Design and Implementation (NSDI 21)* (2021), pp. 519–533.
- [11] GENG, J., LI, D., CHENG, Y., WANG, S., AND LI, J. Hips: Hierarchical parameter synchronization in large-scale distributed machine learning. In *Proceedings of the 2018 Workshop on Network Meets AI & ML* (2018), pp. 1–7.
- [12] GUO, C., WU, H., DENG, Z., SONI, G., YE, J., PADHYE, J., AND LIPSHTEYN, M. RDMA over commodity ethernet at scale. In *Proceedings of the 2016 ACM SIGCOMM Conference* (2016), pp. 202–215.
- [13] HO, Q., CIPAR, J., CUI, H., LEE, S., KIM, J. K., GIBBONS, P. B., GIBSON, G. A., GANGER, G., AND XING, E. P. More effective distributed ml via a stale synchronous parallel parameter server. *Advances in neural information processing systems* 26 (2013), 1223–1231.
- [14] HUANG, Y., CHENG, Y., BAPNA, A., FIRAT, O., CHEN, D., CHEN, M., LEE, H., NGIAM, J., LE, Q. V., WU, Y., ET AL. Gpipe: Efficient training of giant neural networks using pipeline parallelism. *Advances in neural information processing systems* 32 (2019), 103–112.
- [15] KALDEWEY, T., LOHMAN, G., MUELLER, R., AND VOLK, P. GPU join processing revisited. In *Proceedings of the Eighth International Workshop on Data Management on New Hardware* (2012), pp. 55–62.
- [16] KALIA, A., KAMINSKY, M., AND ANDERSEN, D. G. Design guidelines for high performance RDMA systems. In *2016 USENIX Annual Technical Conference (USENIX ATC 16)* (2016), pp. 437–450.
- [17] LI, A., SONG, S. L., CHEN, J., LI, J., LIU, X., TALLENT, N. R., AND BARKER, K. J. Evaluating modern gpu interconnect: Pcie, nvlink, nv-sli, nvswitch and gpudirect. *IEEE Transactions on Parallel and Distributed Systems* 31, 1 (2019), 94–110.
- [18] LI, M., ANDERSEN, D. G., PARK, J. W., SMOLA, A. J., AHMED, A., JOSIFOVSKI, V., LONG, J., SHEKITA, E. J., AND SU, B.-Y. Scaling distributed machine learning with the parameter server. In *11th USENIX Symposium on operating systems design and implementation (OSDI 14)* (2014), pp. 583–598.
- [19] LI, Q., GAO, Y., WANG, X., QIU, H., LE, Y., LIU, D., XIANG, Q., FENG, F., ZHANG, P., LI, B., DONG, J., TANG, L., LIU, H. H., LIU, S., LI, W., MIAO, R., WU, Y., WU, Z., HAN, C., YAN, L., CAO, Z., WU, Z., TIAN, C., CHEN, G., CAI, D., WU, J., ZHU, J., WU, J., AND SHU, J. Flor: An open high performance RDMA framework over heterogeneous RNICs. In *17th USENIX Symposium on Operating Systems Design and Implementation (OSDI 23)* (2023), pp. 931–948.
- [20] LI, S., ZHAO, Y., VARMA, R., SALPEKAR, O., NOORDHUIS, P., LI, T., PASZKE, A., SMITH, J., VAUGHAN, B., DAMANIA, P., ET AL. Pytorch distributed: Experiences on accelerating data parallel training. *arXiv preprint arXiv:2006.15704* (2020).
- [21] NARAYANAN, D., HARLAP, A., PHANISHAYEE, A., SESHADRI, V., DEVANUR, N. R., GANGER, G. R., GIBBONS, P. B., AND ZAHARIA, M. Pipedream: Generalized pipeline parallelism for DNN training. In *Proceedings of the 27th ACM Symposium on Operating Systems Principles* (2019), pp. 1–15.
- [22] NARAYANAN, D., PHANISHAYEE, A., SHI, K., CHEN, X., AND ZAHARIA, M. Memory-efficient pipeline-parallel dnn training. In *International Conference on Machine Learning* (2021), PMLR, pp. 7937–7947.
- [23] NARAYANAN, D., SHOEYBI, M., CASPER, J., LEGRESLEY, P., PATWARY, M., KORTHIKANTI, V., VAINBRAND, D., KASHINKUNTI, P., BERNAUER, J., CATANZARO, B., ET AL. Efficient large-scale language model training on gpu clusters using megatron-lm. In *Proceedings of the International Conference for High Performance Computing, Networking, Storage and Analysis* (2021), pp. 1–15.
- [24] PATARASUK, P., AND YUAN, X. Bandwidth optimal all-reduce algorithms for clusters of workstations. *Journal of Parallel and Distributed Computing* 69, 2 (2009), 117–124.
- [25] RAJBHANDARI, S., RASLEY, J., RUWASE, O., AND HE, Y. Zero: Memory optimizations toward training trillion parameter models. In *Proceedings of the International Conference for High Performance Computing, Networking, Storage and Analysis* (2020), pp. 1–16.
- [26] RASLEY, J., RAJBHANDARI, S., RUWASE, O., AND HE, Y. DeepSpeed: System optimizations enable training deep learning models with over 100 billion parameters. In *Proceedings of the 26th ACM SIGKDD International Conference on Knowledge Discovery & Data Mining* (2020), pp. 3505–3506.
- [27] RECHT, B., RE, C., WRIGHT, S., AND NIU, F. Hogwild: A lock-free approach to parallelizing stochastic gradient descent. *Advances in neural information processing systems* 24 (2011), 693–701.

- [28] REN, J., RAJBHANDARI, S., AMINABADI, R. Y., RUWASE, O., YANG, S., ZHANG, M., LI, D., AND HE, Y. ZeRO-Offload: Democratizing Billion-Scale model training. In *2021 USENIX Annual Technical Conference (USENIX ATC 21)* (2021), pp. 551–564.
- [29] SERGEEV, A., AND DEL BALSIO, M. Horovod: fast and easy distributed deep learning in TensorFlow. *arXiv preprint arXiv:1802.05799* (2018).
- [30] SHOEBY, M., PATWARY, M., PURI, R., LEGRESLEY, P., CASPER, J., AND CATANZARO, B. Megatron-lm: Training multi-billion parameter language models using model parallelism. *arXiv preprint arXiv:1909.08053* (2019).
- [31] SMITH, S., PATWARY, M., NORICK, B., LEGRESLEY, P., RAJBHANDARI, S., CASPER, J., LIU, Z., PRABHUMOYE, S., ZERVEAS, G., KORTHIKANTI, V., ET AL. Using deepspeed and megatron to train megatron-turing nlg 530b, a large-scale generative language model. *arXiv preprint arXiv:2201.11990* (2022).
- [32] TOUVRON, H., LAVRIL, T., IZACARD, G., MARTINET, X., LACHAUX, M.-A., LACROIX, T., ROZIÈRE, B., GOYAL, N., HAMBRO, E., AZHAR, F., ET AL. Llama: Open and efficient foundation language models. *arXiv preprint arXiv:2302.13971* (2023).
- [33] VALIANT, L. G. A bridging model for parallel computation. *Communications of the ACM* 33, 8 (1990), 103–111.
- [34] WANG, W., KHAZRAEE, M., ZHONG, Z., GHOBADI, M., JIA, Z., MUDIGERE, D., ZHANG, Y., AND KEWITSCH, A. TopoOpt: Co-optimizing network topology and parallelization strategy for distributed training jobs. In *20th USENIX Symposium on Networked Systems Design and Implementation (NSDI 23)* (2023), pp. 739–767.
- [35] XING, E. P., HO, Q., DAI, W., KIM, J.-K., WEI, J., LEE, S., ZHENG, X., XIE, P., KUMAR, A., AND YU, Y. Petuum: A new platform for distributed machine learning on big data. In *Proceedings of the 21th ACM SIGKDD International Conference on Knowledge Discovery and Data Mining* (2015), pp. 1335–1344.
- [36] YI, B., XIA, J., CHEN, L., AND CHEN, K. Towards zero copy dataflows using rdma. In *Proceedings of the SIGCOMM Posters and Demos*. 2017, pp. 28–30.
- [37] YUAN, B., HE, Y., DAVIS, J., ZHANG, T., DAO, T., CHEN, B., LIANG, P. S., RE, C., AND ZHANG, C. Decentralized training of foundation models in heterogeneous environments. *Advances in Neural Information Processing Systems* 35 (2022), 25464–25477.
- [38] ZHANG, S., ROLLER, S., GOYAL, N., ARTETXE, M., CHEN, M., CHEN, S., DEWAN, C., DIAB, M., LI, X., LIN, X. V., ET AL. Opt: Open pre-trained transformer language models. *arXiv preprint arXiv:2205.01068* (2022).
- [39] ZHAO, W. X., ZHOU, K., LI, J., TANG, T., WANG, X., HOU, Y., MIN, Y., ZHANG, B., ZHANG, J., DONG, Z., ET AL. A survey of large language models. *arXiv preprint arXiv:2303.18223* (2023).
- [40] ZHUANG, Y., ZHAO, H., ZHENG, L., LI, Z., XING, E., HO, Q., GONZALEZ, J., STOICA, I., AND ZHANG, H. On optimizing the communication of model parallelism. *Proceedings of Machine Learning and Systems* 5 (2023).