
LEARNING FROM SCENARIOS FOR STOCHASTIC REPAIRABLE SCHEDULING

A PREPRINT

Kim van den Houten

Delft University of Technology
k.c.vandenhouten@tudelft.nl

David M.J. Tax

Delft University of Technology
d.m.j.tax@tudelft.nl

Esteban Freydell

DSM-Firmenich
esteban.freydell@dsm-firmenich.com

Mathijs de Weerdt

Delft University of Technology
m.m.de.weerdt@tudelft.nl

ABSTRACT

When optimizing problems with uncertain parameter values in a linear objective, decision-focused learning enables end-to-end learning of these values. We are interested in a stochastic scheduling problem, in which processing times are uncertain, which brings uncertain values in the constraints, and thus repair of an initial schedule may be needed. Historical realizations of the stochastic processing times are available. We show how existing decision-focused learning techniques based on stochastic smoothing can be adapted to this scheduling problem. We include an extensive experimental evaluation to investigate in which situations decision-focused learning outperforms the state of the art for such situations: scenario-based stochastic optimization.

Keywords Stochastic Scheduling · Repair · Decision-Focused Learning

1 Introduction

Decision-making can be challenging due to the stochastic nature of real-world processes. This complexity is evident in various contexts, such as manufacturing, where uncertain processing times make it challenging to meet strict customer deadlines. Formulating Constrained Optimization (CO) models for these problems is common, but unknown parameter values during decision-making add challenges, because wrong estimates of the parameters can lead to infeasibilities.

In practice, such infeasibilities are repaired when reality unfolds. For instance, in a manufacturing system, tasks may be postponed due to delays in earlier stages to maintain the factory’s flow. Various repair policies and schedule definitions are used across different contexts.

Historical data, represented as scenarios of unknown parameters like task duration, is often available. Simple averaging of these scenarios is a common yet naive approach that ignores uncertainty. Stochastic programming [Ruszczyński and Shapiro, 2003] and robust optimization [Ben-Tal et al., 2009] offer alternatives, each with its challenges, such as scalability and too conservative solutions. Modeling realistic repair possibilities exactly is furthermore not always possible in a two-stage optimization approach.

Decision-focused learning (DFL), extensively reviewed by Mandi et al. [2023], introduces a novel paradigm for stochastic optimization. This approach embeds an optimization model, like Constraint Programming (CP), in a training procedure to minimize a regret loss [Elmachtoub and Grigas, 2022]. Challenges arise in backpropagation through combinatorial optimization problems, where solutions may change discontinuously. Recent research, including the score function approach by Silvestri et al. [2023], shows promising directions for handling uncertainty in constraints. Both exploring DFL with uncertainty in constraints, and analyzing the applicability of the score function method are highlighted as valuable directions for further research [Mandi et al., 2023].

In this research, we explore various scenario-based approaches for stochastic scheduling. The contribution is threefold: 1) we apply DFL for the first time to a repairable stochastic scheduling problem with stochastic processing times, 2) we demonstrate how an existing DFL technique that uses stochastic smoothing can be used to serve a stochastic scheduling problem where historical realizations of processing times are used, and 3) we include an extensive experimental evaluation in which we assess differences in performance between deterministic, stochastic programming, and a DFL approach.

2 Scheduling with repair

We illustrate the effect of uncertainty with an example of scheduling two tasks on a single machine, where the average task lengths are $\bar{y}_1 = 4$, and $\bar{y}_2 = 5$. The machine is not available from $t = 5$ to $t = 10$. The task is to minimize the makespan. Using the mean values, the optimal decision is to schedule first task 1, and then task 2, which gives us a makespan of 14, while scheduling first task 1, and then task 2 results in a makespan of 15. This is visualized in Figure 1.

Now suppose that task 1 is deterministic, and task 2 is stochastic, following the discrete uniform distribution $y_2 \sim U(\{3, 4, 5, 6, 7\})$. It still holds that the expected task lengths are $\bar{y}_1 = 4$, and $\bar{y}_2 = 5$. When we have $y_2 = 6$ and we schedule task 2 first, the effect of the repair strategy can be seen in Figure 2 and leads to a makespan of 20. Considering this repair, we can compute the expected values of the two alternative decisions and find that $\mathbb{E}[\text{first task 1, then task 2}] = 15$ and $\mathbb{E}[\text{first task 2, then task 1}] = 16.6$. So considering the underlying distributions, it is better to first schedule task 1, instead of task 2. We observe that just using the expected values to come to a decision is not always a good idea when processing times are uncertain.

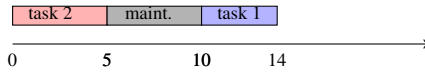


Figure 1: Deterministic opt. schedule

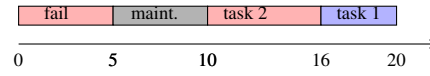


Figure 2: Repair action when $y_2 = 6$

3 Decision-focused learning

In our problem setting, we are given a data set $\mathcal{D} = \{y_i\}_{i=1}^n$ with historical data on y , which are the parameters (e.g. processing times) of an optimization (e.g. scheduling) problem $z^*(y) = \arg \min_z f(z, y)$ s.t. $z \in C(y, z)$, where $f(z, y)$ is the objective function given our parameters y and decision z and the constraint set $C(y, z)$. The literature on DFL with uncertainty in constraints defines a **post-hoc regret** loss [Hu et al., 2023] as:

$$\text{p-h regret}(\hat{y}, y) = f(z_{\text{corr}}(\hat{y}, y), y) - f(z^*(y), y) + \text{pen}(z^*(\hat{y}), z_{\text{corr}}(\hat{y}, y)). \quad (1)$$

Where y are the true coefficient values, \hat{y} are the predicted values, $z^*(\hat{y})$ is the decision based on predicted values and $z^*(y)$ is the optimal decision with perfect information such as defined by Bertsimas and Kallus [2019]. Then we have $f(z^*(\hat{y}), y)$ which are costs for predicted decisions and $f(z^*(y), y)$ which are true optimal costs. Due to uncertain constraints, predicted decisions must sometimes be corrected using a repair function such that: $z^*(\hat{y}) \rightarrow z_{\text{corr}}(\hat{y}, y)$. How this reparation is penalized is reflected in $\text{pen}(z^*(\hat{y}), z_{\text{corr}}(\hat{y}, y))$.

DFL aims to learn a function $\hat{y} = h_\theta(\mathcal{D})$ that maps these scenarios to a post-hoc-regret-minimizing prediction for \hat{y} . Gradient-based optimization of θ gives a differentiability problem because a combinatorial optimization solver is embedded in the model [Elmachtoub and Grigas, 2022]. Therefore, smoothing tricks are needed for backpropagating through the optimization procedure. We follow the novel approach proposed by Silvestri et al. [2023] and use a stochastic estimator $\hat{y} \sim p_\theta(y)$ (where $p_\theta(y)$ is a parameterized distribution) such that we overcome the non-differentiability issue.

This can be exemplified with our example from Section 2. Suppose $(y_1, y_2) = (4, 6)$, but we do not know y_2 . If we look at how our prediction \hat{y}_2 affects the regret loss we should look at the two horizontal lines in Figure 3. There is a jump at $\hat{y}_2 = 5$, because from that point on we schedule task 1 first and obtain regret zero instead of four. When we switch to a stochastic estimator, we facilitate gradient computation during training because the curve is smoothened, see Figure 3.

When we are given a stochastic estimator $\hat{y} \sim p_\theta(y)$ which is parameterized by θ , we can use Monte-Carlo sampling and the log-derivative trick to update θ with gradient-based optimization, so we sample $y^{(s)} \sim p_\theta(y)$, and update θ using:

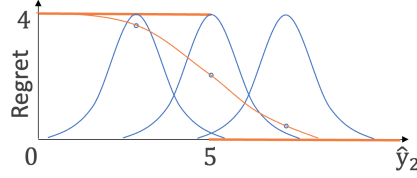


Figure 3: The regret jumps when $\hat{y}_2 > 5$. (see horizontal orange lines). The blue distributions illustrate stochastic estimators \hat{y} , for which the expected regret is the smoothed orange curve.

$$\nabla_{\theta} \mathbb{E}_{y \sim p_{\theta}(y)}[l(y)] = \mathbb{E}_{y \sim p_{\theta}(y)}[l(y) \nabla_{\theta} \log(p_{\theta}(y))] \approx \frac{1}{S} \sum_{s=1}^S l(y^{(s)}) \nabla_{\theta} \log(p_{\theta}(y^{(s)})),$$

such as explained by Silvestri et al. [2023]. The derivation above can be used for any type of $l(y)$, including the non-differentiable regret function. The most important assumption on $p_{\theta}(y)$ is that the probability density function must be differentiable with respect to θ . This concept is very similar to a stochastic policy in reinforcement learning [Williams, 1992]. How we exactly model this stochastic estimator based on our data is explained in the next section.

4 From scenarios to schedules

We adapt the method outlined in Silvestri et al. [2023] to align with our stochastic scheduling problem. The data $\mathcal{D} = \{y_i\}_{i=1}^n$ comprises historical examples of the processing times y . We learn a post-hoc regret minimizing \hat{y} and use a stochastic estimator parameterized by θ for gradient computation. We employ a Normal distribution, a common choice in stochastic policy gradient [Sutton and Barto, 2018], where the initial mean is derived from a scaled version of the sample average vector \bar{y} from our data, such that the mean is $\mu = \theta \cdot \bar{y}$. This smoothing trick is visualized in Figure 3. During training we sample $\hat{y} \sim \mathcal{N}(\mu = \theta_{\mu} \cdot \bar{y}, \sigma = \theta_{\sigma} \cdot \bar{\sigma})$, where σ is also a trainable parameter. Note that the distribution does not estimate the true distribution, but serves as a smoothing filter on our regret. After training, we treat the stochastic estimator as point estimator, by using $\hat{y} = \mu$ (see the small circles in Figure 3). We initialize θ as vector of ones and positivity is enforced.

In each training step, we sample from our training data a point y_i and a prediction \hat{y} from our learned distribution. In the next step, we pass the prediction \hat{y} to the solver and compute schedule $z^*(\hat{y})$. The post-hoc-regret is computed with respect to y_i . We update θ using score function gradient estimation. A short version of the pseudocode is given in Algorithm 1.

We use our illustrative example to assess the applicability of DFL for stochastic scheduling with post-hoc regret minimization. Although learning may not be essential for solving this problem, it serves as confirmation that the method works as anticipated. The training data has underlying distribution with $y_1 = 4$ (deterministic), and $y_2 \sim U(3, 4, 5, 6, 7)$. We expect the algorithm to find scaling $\theta_2 > 1$, ensuring $\theta_2 \cdot \bar{y}_2 > 5$ and prioritizing scheduling task 1. We conduct an experiment with 100 training and 50 validation samples (sampled from $y_1 = 4$ and $y_2 \sim U(3, 4, 5, 6, 7)$). The regret and μ values during training are plotted in Figure 4 and we see that regret drops when μ_1 is above five as anticipated.

5 Experimental evaluation

To understand the potential of DFL, we compare performance across a benchmark set introduced next to a deterministic and a stochastic approach, which is explained in Section 5.2. We hypothesize that both stochastic and DFL outperform the more naive deterministic approach. We furthermore explore when DFL or the stochastic approach performs better; we expect that DFL has better scalability to larger instances.

5.1 Problem instances and evaluation

We study a variant of the **Stochastic Resource Constraint Project Scheduling Problem** (RCPSP). We use two subsets of the PSPLib instances (being j301_1 to j303_10, and j901_1 to j903_10) [Kolisch and Sprecher, 1996]. We furthermore use two sets of industry-inspired problem instances (small and large instances), related to the factory of our industrial partner DSM-Firmenich. The data describing these instances is provided in our repository [van den Houten, 2023]. Originally deterministic, these instances are transformed into stochastic versions by sampling task durations

Algorithm 1 DFL

Require: $\mathcal{D}_{train} = \{y_i\}_{i=1}^n, \mathcal{D}_{test} = \{y_i\}_{i=1}^n$
Initialize $\hat{y} \sim p_\theta(\hat{y})$ such that $\hat{y} \sim \mathcal{N}(\mu = \theta_\mu \cdot \bar{y}, \sigma = \theta_\sigma \cdot \bar{\sigma})$
for each epoch **do**
 for each instance $(y_i, z^*(y_i))$ in \mathcal{D}_{train} **do**
 Sample \hat{y} from $p_\theta(\hat{y})$
 Pass \hat{y} to solver to get schedule
 Compute post-hoc regret(\hat{y}, y_i)
 Update θ using score function
 end for
end for
Pass $\hat{y} = \mu$ to solver to get schedule
Evaluate post-hoc regret on \mathcal{D}_{test}

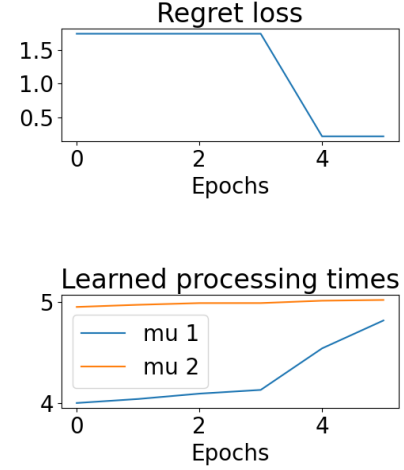


Figure 4: Training curves

from Normal distributions with mean d_j and standard deviation $\sqrt{d_j}$, where d_j is the deterministic processing time of task j from the original instance. We define a scenario as a processing time vector realization for one problem instance. For each instance, three datasets are created: one with 100 training scenarios, another with 50 for validation and tuning, and a final set of 50 for evaluation.

The **evaluation** approach evaluates first-stage start times z_j decisions based on the schedule makespan. Tasks unable to start due to resource constraints or precedence relations undergo a repair policy with (multiple) one-unit time postponements resulting in corrected start times z_j^{corr} . A penalty function measures the sum of start time deviations for all tasks j :

$$\text{pen}(z^*(\hat{y}), z_{corr}^*(\hat{y}, y)) = \rho \cdot \sum_{j \in J} z_j^{corr}(\hat{y}, y) - z_j(\hat{y}). \quad (2)$$

Here, ρ is the penalty coefficient, which we vary across experiments. Evaluation is conducted using the SimPy discrete-event simulation Python package [Matloff, 2008].

5.2 Baseline methods

In this research, we focus on the problem cases where historical realizations of stochastic processing times are available (without feature data). This section describes two other scenario-based methods that are included in the experiments.

Deterministic approach. This is a simple baseline method, where we compute scenario averages of the unknown optimization coefficients. The deterministic constraint programming (CP) model that uses these averages uses the following nomenclature: J : set of all tasks, R : set of all resources, S_j : set of successors of task j , j : subscript for tasks, r : subscript for resources, *parameters*: y_j : processing time of task j , $r_{r,j}$: resource requirement for task j , b_r : max capacity of resource r , $\text{minLag}_{j,i}$: min. difference between start times of tasks j and i , if i is a successor of j and *decision variables*: x_j : interval length for task j . The CP model is:

$$\text{Minimize Makespan} \quad \text{s.t.} \quad (3a)$$

$$\text{Max}(\text{end_of}(x_j)) \leq \text{Makespan} \quad j \in J \quad (3b)$$

$$\begin{aligned} \text{startOf}(x_i) &\geq \text{endOf}(x_j); & \forall j \in J \forall i \in S_j & \text{ or} \\ \text{startOf}(x_i) &\geq \text{minLag}_{j,i} + \text{startOf}(x_j); & \forall j \in J \forall i \in S_j \end{aligned} \quad (3c)$$

$$\sum_{j \in J} \text{Pulse}(x_j, r_{r,j}) \leq b_r \quad \forall r \in R \quad (3d)$$

$$x_j : \text{IntervalVar}(J, y_j) \quad \forall j \in J \quad (3e)$$

In this model, (3b) defines the makespan which should be larger than the finish time of all tasks, and (3c) enforces precedence constraints between two tasks, where the $\text{minLag}_{a,b}$ is the minimal time difference needed between task a

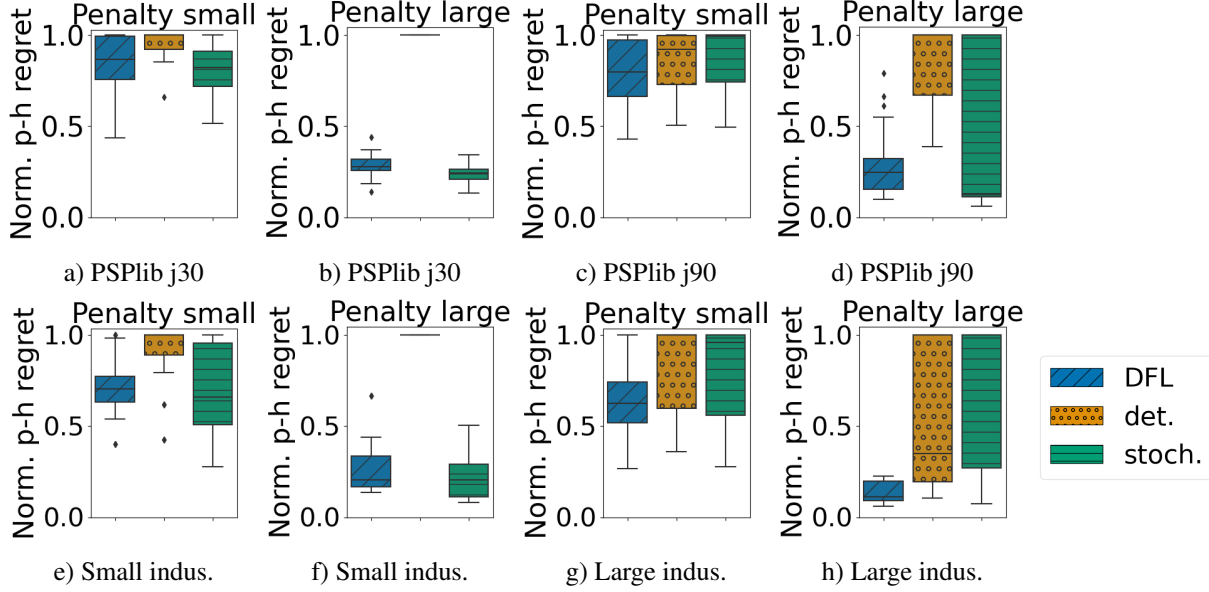


Figure 5: Normalized post-hoc regret per instance set - penalty setting (smaller regret is better). The box spans from the 25th to the 75th percentile, visualizing the median and interquartile range.

and b which is used for the industry instances. The CP pulse constraint (3d) models shared resource usage [Cplex, IBM ILOG, 2009].

Stochastic model The second method we compare against comprises a scenario-based stochastic programming formulation (again CP). The repair action is added to the stochastic model which comprises the possibility to postpone activities, together with a penalty term for the deviations from the earliest-start-time decision that is included in the objective. Note that we use the same nomenclature as for the deterministic model, but we introduce the notion of scenarios $\omega \in \Omega$, and the first-stage earliest-start-time decision variable $z_j \forall j \in J$.

$$\text{Min} \frac{1}{|\Omega|} \sum_{\omega \in \Omega} MS(\omega) + \rho \cdot \sum_{\omega \in \Omega} \sum_j \text{startOf}(x_j(\omega)) - z_j \quad \text{s.t} \quad (4a)$$

$$\text{Max}_j(\text{end_of}(x_j(\omega))) \leq MS(\omega) \quad \forall \omega \in \Omega \quad (4b)$$

$$\begin{aligned} \text{startOf}(x_i(\omega)) &\geq \text{endOf}(x_j(\omega)); & \forall j \in J \forall i \in S_j & \text{ or} \\ \text{startOf}(x_i(\omega)) &\geq \min \text{Lag}_{j,i} + \text{startOf}(x_j(\omega)); & \forall j \in J \forall i \in S_j \quad \forall \omega \in \Omega \end{aligned} \quad (4c)$$

$$\sum_{j \in J} \text{Pulse}(x_j(\omega), r_{r,j}) \leq b_r \quad \forall r \in R \quad \forall \omega \in \Omega \quad (4d)$$

$$x_j(\omega) : \text{IntervalVar}(J, y_j(\omega)) \quad \forall j \in J \quad \forall \omega \in \Omega \quad (4e)$$

$$z_j \leq \text{startOf}(x_j(\omega)) \quad \forall j \in J \quad \forall \omega \in \Omega \quad (4f)$$

5.3 Results

All experiments are done on a virtual server that uses an Intel(R) Xeon(R) Gold 6148 CPU with two 2.39 GHz processors, and 16.0 GB RAM. All CP models are solved with single thread IBM CP solver [Cplex, IBM ILOG, 2009]. The runtime limits (max. 60 minutes) are fixed per problem size and provided in the README of the repository [van den Houten, 2023], together with the hyperparameters for deterministic, DFL, and stochastic. Each boxplot in Figure 5 presents the results for the three methods on a single instance set – penalty setting combination. The y-axis shows the distribution of the normalized post-hoc regret among the test instances of that specific set. We use $\rho = \frac{1}{\text{size}}$ (small), where size indicates the number of tasks, and $\rho = 1$ (large). We tested the significance of the performance difference of the different algorithms for each setup (a-i) using a paired t-test with $\alpha = 0.05$, which p-values are included in the repository [van den Houten, 2023].

On smaller instances with small penalties, both DFL and stochastic methods perform well, with no significant difference. For the large penalty, stochastic tends to outperform both deterministic and DFL methods significantly in PSPLib $j30$ instances. Notably, under $\rho = 1$ for $j30$ instances, no repairs were needed across all instances, emphasizing the robust performance of stochastic when the instances are small enough. For larger instances like PSPLib $j90$, DFL becomes better, even significantly for the small penalty. For the large penalty, there is still a subset of the instances for which stochastic finds very robust solutions that do not need repairs, but because for some of the instances the stochastic model performs much worse than DFL (which is also visible in Figure 5d), we obtain no significant difference between DFL and stochastic looking at all $j90$ instances. We see a somewhat similar pattern in the industrial instances, where again stochastic is most advantageous for the smaller instances and with a high penalty, although not significantly better than DFL. For the larger instances stochastic performs even worse, especially for the small penalty and DFL is significantly better. We investigated optimality gaps of the outputs of the stochastic model and found that even with a time limit of three hours the gaps are on average approximately around 30%, with outliers of more than 90 % (for the largest industry instances) which shows the scalability issue of stochastic programming.

6 Related Work

Previous studies [Berthet et al., 2020, Elmachtoub and Grigas, 2022, Mandi et al., 2023] focused mainly on comparing prediction-focused versus DFL approaches, for problems with uncertainty in (linear) objectives. The knapsack problem is the most prominent [Demirovic et al., 2019, Mandi et al., 2020]. As far as we know, the set-up without feature data is not studied in earlier work [Mandi et al., 2023]. However, the crux of our problem setting is that uncertain parameters occur in constraints, which can lead to infeasibilities. Hu et al. [2022] were the first who introduced a post-hoc regret that penalizes for infeasibilities. The methods introduced in their work rely on specific conditions, such as being recursively and iteratively solvable [Hu et al., 2022, 2023]. The methodology used in this paper more directly relates to the recent paper by Silvestri et al. [2023] in which a score function approach for DFL is proposed. An important parallel can be drawn with the famous REINFORCE algorithm [Williams, 1992], i.e. the founding algorithm in policy gradient methods. This work is novel because it applies the smoothing trick from Silvestri et al. [2023] to a pure stochastic scheduling problem with stochastic processing times without feature data.

7 To conclude, and continue

This study explores a novel application of DFL to stochastic resource-constrained scheduling with repairs, where uncertainty is in the constraints, and the derivative is not smooth by itself. Results indicate that the stochastic approach is dominant when it can find the optimal solution, most prominently when the penalty factor is high and the instances are small enough to find robust solutions that do not need reparation. In contrast, we have shown that DFL scales better and is a promising alternative to stochastic programming, even in this pure stochastic scheduling setup. We furthermore highlight the potential of DFL because of its flexibility across various settings with different repair strategies, providing a distinct advantage over stochastic programming, in which modeling the exact repair functions is not always possible. We hypothesize that in a setting with features related to stochastic processing times the benefits of DFL for stochastic scheduling are further enhanced, such as shown in earlier research with uncertainty in a (linear) objective [Mandi et al., 2023]. Further interesting directions are investigating alternative gradient estimators or reinforcement learning-inspired algorithms.

Acknowledgements

We acknowledge Mattia Silvestri and Michele Lombardi whose valuable insights improved the quality of this work. We are grateful that Léon Planken was available for questions related to the simulator. This work is supported by the AI4b.io program, a collaboration between TU Delft and dsm-firmenich, and is fully funded by dsm-firmenich and the RVO (Rijksdienst voor Ondernemend Nederland).

References

- Andrzej Ruszczyński and A Shapiro. *Stochastic Programming, Handbook in Operations Research and Management Science*. Elsevier Science, 2003.
- Aharon Ben-Tal, Laurent El Ghaoui, and Arkadi Nemirovski. *Robust Optimization*. Princeton University Press, 1st edition, 2009. ISBN 978-1-4008-3105-0.

- Jayanta Mandi, James Kotary, Senne Berden, Maxime Mulamba, Victor Bucarey, Tias Guns, and Ferdinando Fioretto. Decision-focused learning: Foundations, state of the art, benchmark and future opportunities. *arXiv*, 2307.13565, 2023.
- A.N. Elmachtoub and P. Grigas. Smart "predict, then optimize". *Management Science*, 68(1):9–26, 2022.
- Mattia Silvestri, Senne Berden, Jayanta Mandi, Ali İrfan Mahmutoğulları, Maxime Mulamba, Allegra De Filippo, Tias Guns, and Michele Lombardi. Score function gradient estimation to widen the applicability of decision-focused learning. *arXiv*, 2307.05213, 2023.
- X. Hu, J. C. H. Lee, and J. H. M. Lee. Branch and learn with post-hoc correction for predict+optimize with unknown parameters in constraints. In A. A. Cire, editor, *Integration of Constraint Programming, Artificial Intelligence, and Operations Research*. Springer Cham, 2023.
- Dimitris Bertsimas and Nathan Kallus. From predictive to prescriptive analytics. *Management Science*, 66(3): 1025–1044, 2019.
- R. J. Williams. Simple statistical gradient-following algorithms for connectionist reinforcement learning. *Machine Learning*, 8:229–256, 1992.
- R.S. Sutton and A.G. Barto. *Reinforcement Learning: An Introduction*. The MIT Press, Cambridge, Massachusetts, United States, 2nd edition, 2018.
- Rainer Kolisch and Arno Sprecher. PSPLIB - a project scheduling problem library. *European Journal of Operational Research*, page 205–216, 1996.
- K. van den Houten. Learning from scenarios for repairable stochastic scheduling, 2023. <https://github.com/kimvandenhouten/Learning-From-Scenarios-for-Repairable-Stochastic-Scheduling>.
- N.S. Matloff. *Introduction to Discrete-Event Simulation and the SimPy Language*, 2008.
- Cplex, IBM ILOG. V12. 1: User’s manual for cplex. *International Business Machines Corporation*, 46(53):157, 2009.
- Quentin Berthet, Mathieu Blondel, Olivier Teboul, Marco Cuturi, Jean-Philippe Vert, and Francis Bach. Learning with differentiable perturbed optimizers. In H. Larochelle, M. Ranzato, R. Hadsell, M.F. Balcan, and H. Lin, editors, *Advances in neural information processing systems 2020*, volume 33, pages 9508–9519. The MIT Press, 2020.
- Emir Demirovic, Peter James Stuckey, James Bailey, Jeffrey Chan, Christopher Leckie, Kotagiri Ramamohanarao, and Tias Guns. An investigation into prediction + optimisation for the knapsack problem. In Louis-Martin Rousseau and Kostas Stergiou, editors, *Integration of AI and OR Techniques in Constraint Programming*. Springer Cham, 2019.
- Jayanta Mandi, Emir Demirović, Peter J. Stuckey, and Tias Guns. Smart predict-and-optimize for hard combinatorial optimization problems. In *Thirty-Fourth AAAI Conference on Artificial Intelligence, AAAI-20*, 2020.
- Xinyi Hu, Jasper C. H. Lee, and Jimmy H. M. Lee. Predict+optimize for packing and covering LPs with unknown parameters in constraints. *arXiv*, 2209.03668, 2022.