

# A New Challenging Curve Fitting Benchmark Test Set for Global Optimization Solvers

Peicong Cheng<sup>1,2</sup>, Peicheng Cheng<sup>3</sup>

1. Dept. of Electrical Engineering & Computer Science, University of Missouri, USA;
2. School of Computer and Information Technology, Beijing Jiaotong University, China;
3. Organo Corporation, Tokyo, Japan

## Abstract

Benchmark sets are extremely important for evaluating and developing global optimization algorithms and related solvers. A new test set named PCC benchmark is proposed especially for optimization problem of nonlinear curve fitting for the first time, with the aspiration of investigating and comparing the performance of different global optimization solvers. Compared with the well-known classical nonlinear curve fitting benchmark set given by the National Institute of Standards and Technology (NIST) of USA, the most important features of the PCC benchmark are small problem dimensions, free search domain and high level of difficulty for obtaining global optimization solutions, which makes the PCC benchmark be not only suitable for validating the effectiveness of various global optimization algorithms, but also more ideal for verifying and comparing various solvers with global optimization solving capabilities. Based on PCC and NIST benchmark, seven of the world's leading global optimization solvers, including Baron, Antigone, Couenne, Lingo, Scip, Matlab GA and 1stOpt, are thoroughly tested and compared in terms of both effectiveness and efficiency. The results showed that the NIST benchmark is relatively simple and not suitable for global optimization testing, while the PCC benchmark is a unique, challengeable and effective test dataset for testing and verifying global optimization algorithms and related solvers. 1stOpt solver gives the overall best performance in both NIST and PCC benchmark.

**Keywords** Benchmark · Nonlinear Curve Fitting · Global Optimization · Mathematical Solver

# 1 Introduction

Curve fitting is a very common mathematical method used in the areas of numerical science computing, whether it is for engineering simulation modelling, socio-economic operation prediction, data mining or artificial intelligence, curve fitting plays a very important role in many research fields.

Curve fitting is actually an optimization problem which can be generally classified into two categories according to the nature of the fitting function: linear and nonlinear, both are solved based on least square method by applying the relevant algorithms. For the linear fitting type, the processing is relatively straightforward, for instance, it can be directly solved by matrix operations. However, handling nonlinear fitting types is significantly more intricate for linear fitting type, because nonlinear fitting is multivariate nonlinear optimization problem. As shown in Equation (1), the objective function of the least squares model is to minimize the sum of squared errors (SSE) between actual and calculated dependent variable. Generally, it is necessary to employ an optimization algorithm for iterative computation procedure to obtain reasonable results, therefore, the optimization algorithm becomes the key for solving nonlinear fitting problems.

$$\text{Min. } SSE = \sum_{i=1}^n (y_i - \hat{y}_i)^2 \quad (1)$$

Where  $y$  and  $\hat{y}$  are the actual and calculated dependent variable values, respectively, and SSE is the sum of squared error, its theoretical lower bound value or the best ideal result is zero.

Nonlinear optimization algorithms usually can be divided into two types: Local optimization algorithms (LOA) and global optimization algorithm (GOA). LOA, as the name implied, can get the local solution usually, the typical LOAs including Newton algorithm, conjugate gradient algorithm, steepest descent method, etc. The LOAs are characterized by high efficiency but rely heavily on the guessing of the initial start-values of the parameters, the quality of guessed initial start-values has a decisive effect on final convergence of the iterative computation. Unfortunately, guessing a reasonable initial start-values is by no means an easy task, nor is there a shortcut. It generally only depends on personal experience and a little bit of luck, especially for complex optimization problems with high dimensionality and strong nonlinearity, resulting in computational convergence cannot be guaranteed every time. Therefore, guessing reasonable initial start-values is a great challenge for using LOA, or could even be thought as the biggest shortcoming of LOA.

The GOA, as opposed to the LOA, theoretically has the most important feature of no longer relying on guessing of initial start-values for the iteration computation procedure to achieve the global optimization solution. Generally, there are two types of the GOA: deterministic and stochastic algorithms, the former including such Branch-and-bound (BB) algorithms [8, 34], DIRECT-type algorithms [14] and multi-start (MS) search algorithms [10]; while the later including genetic algorithms [13], Tabu Search [7] and simulated annealing [16], as well as a large number of heuristic optimization algorithms such as particle swarm algorithms [12, 31] and ant colony algorithms [5, 20]. The main advantages of deterministic techniques are the guarantee of the same result output and a typically low number of algorithmic input parameters, and the main drawback is the limited efficiency on higher-dimensional global optimization problems; while the main advantages of stochastic techniques are robust performance on different optimization problems including high-dimensional ones, and relative simplicity of implementation, and the main drawbacks are dependency on numerous input parameters and the possibility of very slow convergence.

Theoretically, for nonlinear curve fitting problems, except the drawback of relative low efficiency, GOA indeed have huge advantages over LOA in terms of ease of use and computation effect.

Unlike linear optimization problems, which usually have thousands or even more parameters solving scale, most nonlinear curve fitting problems have a small number of parameters, generally ranging from several to a dozen. For the selection of nonlinear fitting algorithms, though GOA requires lots of computation and is much more time-consuming compared to the LOA, GOA has higher opportunity to obtain global solution, and is obviously the best choice if only considering theoretical aspects. Nowadays, as the rapid development of computer hardware and the implementation of distributed and multi-core parallel computing technology, the disadvantage of low efficiency is no longer the main problem for applying GOA, which means that GOA should be a better option for curve fitting problem compared with LOA. However, the truth is that traditional LOAs are still the main default algorithms for nonlinear curve fitting for the most popular well-known mathematical software on the market that have nonlinear fitting functions today. As shown in Table 1, nearly none of GOA is adopted and included as the default optimization algorithm, only Igor Pro provides the simulated annealing algorithm as an option, but the developer of Igor Pro also specifically pointed out that the simulated annealing algorithm is very time-consuming; moreover, the results are not guaranteed as well, and thus not very recommended [11].

**Table 1** Algorithms used by well-known mathematical software for nonlinear curve fitting

No.	Software	Built-in optimization algorithms	Country
1	Matlab	1) Trust-Region-Reflective Algorithm 2) Levenberg-Marquardt Algorithm	U.S.A
2	Mathematica	1) Levenberg-Marquardt Algorithm 2) steepest-descent or gradient method 3) Newton method 4) Quasi-Newton	U.S.A
3	Maple	1) Gauss-Newton and Modified Newton 2) Sequential Quadratic Programming (SQP)	Canada/Japan
4	Origin Pro	1) Levenberg-Marquardt Algorithm 2) Downhill Simplex Approximation	U.S.A
5	SAS	1) Steepest-descent or Gradient method 2) Newton method 3) Modified Gauss-Newton method 4) Levenberg-Marquardt Algorithm	U.S.A
6	SPSS	1) Levenberg-Marquardt Algorithm	U.S.A
7	Igor Pro	1) Levenberg-Marquardt Algorithm 2) Simulated Annealing	U.S.A
8	GraphPad	1) Levenberg-Marquardt Algorithm	U.S.A
9	Python	1) Trust Region Reflective Algorithm、Trust Region Dogleg Algorithm 2) Levenberg-Marquardt Algorithm	Netherlands
10	Julia	1) Levenberg-Marquardt Algorithm	U.S.A

Why does well-known mathematical software still prefer to use LOA instead of GOA? It can

only be explored from the actual performance of GOA. Compared with LOA, GOA has two major drawbacks: the first one is that it requires a large amount of computation, which is caused by the nature of GOA; the second one is that any GOA achieving global convergence without relying on the guessing of initial start-values is based on the assumption that computation time is not taken into account, it is only theoretically proven that the global optimal solution can be achieved when the computation time is infinite. Unfortunately, computational time is always limited in practical applications. Therefore, the actual performance of the GOA is far from ideal, for many optimization problems, it is still difficult to guarantee that the optimal solution will be obtained within the existing computational ability and tolerable time.

Although with the rapid development of science and technology today, computer software and hardware develop and improve significantly, even if the shortcoming of time-consuming computation can be partly overcome and accepted, GOA is still impossible to ensure that a global optimal solution can be achieved finally. This is probably the main reason why today's popular math software doesn't take GOA into account in nonlinear curve fitting areas. Imagining that the result obtained by LOA in one second cannot be guaranteed to be the global optimal solution, while the result obtained by GOA in over ten seconds cannot be guaranteed to be the global optimal solution neither, no one has the intention to apply the latter. Conversely, if GOA one can ensure that the result is global optimal solution or has higher probability for obtaining global optimal solution, even though the computation time is several times longer than that of LOA, applying GOA as default algorithm to solve nonlinear curve fitting problem is completely worthy and acceptable in most cases.

GOA is ideal and perfect at the theoretical level but unsatisfactory in practice application, this huge gap between theory and reality indicates that there's lots of improvement room for GOA. Meanwhile, coupled with the urgent needs of the market and users in GOA, many researchers have been attracted and engaged in the study of GOA [1, 4, 18, 28]. Many new GOAs have been proposed, especially the heuristic optimization algorithms, except particle swarm optimization and ant colony algorithm mentioned previously, there are many others similar algorithms such as differential evolution algorithm [36, 37], frog jump algorithm [21, 22], bat algorithm [41, 42], cuckoo algorithm [43], rooting algorithm [46], fish swarm algorithm [44], etc. According to incomplete statistics, more than a hundred of such optimization algorithms have been proposed, and the proposers of each algorithm claim that their algorithm achieves better results than others. Unfortunately, these algorithms are either not compiled into a general-purpose software solver which can be used directly by common peoples, or the test results of the algorithms that end-user programmed under the guidance of original paper are far from the expectations claimed by the original authors. As a result, it is difficult to evaluate these algorithms objectively and fairly, which implies that most of these algorithms are still at academic level and far from being used commercially and solving practical problems.

It is gratifying to note that there are already some excellent global optimization solvers on the market today, including both commercial and open-source software, have been developed and widely used today, typical such solvers are like Baron, Antigone, Couenne, Lingo, Scip, Matlab GA (Matlab Genetic Algorithm Toolbox), and especially the package of 1stOpt. With the features such as easy-to-use and outstanding global optimization capabilities, these seven general-purpose solvers can be considered as the representatives of excellent global optimization solvers recognized on the market [33, 39, 45], and have mentioned widely by lots of research literatures [24, 26, 32].

Unfortunately, there are rarely any comprehensive and universal tests and comparison studies on the effectiveness and efficiency of these professional global optimization solvers in the field of nonlinear curve fitting. One of the main reasons is the lack of a high standard benchmark test set for curve fitting problems. Although there are some benchmarks for nonlinear fitting problems, which were proposed one or several decades ago, and mainly focused on test LOA, those problems are relatively simple and have no practical significance for GOA. If regarding the optimization solver as a spear, the benchmark test set can then be seen as shield; obviously, without the shield, it is impossible to validate the goodness of a spear. Therefore, a new up-to-date nonlinear curve fitting benchmark for testing and evaluating global optimization solvers is urgently needed today, which is the main reason why PCC benchmark is proposed this time. The PCC benchmark will be not only useful for testing and evaluating the performance of existing global solvers, but also helpful for peoples to develop more efficient global optimization algorithms.

In study here, seven well-known optimization solvers, Baron, Antigone, Couenne, Lingo, Scip, Matlab GA and 1stOpt, have been selected for examining the capability of global optimization on curve fitting, two benchmark test sets are adopted for this purpose, one is classical curve fitting problems from National Institute of Standards and Technology (NIST) [30], another is the PCC benchmark summarized and proposed by the authors in this paper, which contains 38 fitting problems with a high degree of difficulty. An all-round comparative study of these seven solvers on the global optimization performance in the field of curve fitting based on these two benchmarks has been conducted.

## 2 Introduction of Global Optimization Solvers

The seven solvers used in this study are briefly described below.

The Baron solver was originally developed by DR. Sahinidis, an academician of the American Academy of Engineering and current professor at the Georgia Institute of Technology Carnegie Mellon University, in 1996 when he worked at the University of Illinois at Urbana-Champaign, and after more than 20 years of continuous improvement and upgrading, it has been recognized as the most advanced and powerful global optimization solver today [9, 17, 27, 32, 15].

The Antigone solver is an optimization solver jointly developed by Prof. Floudas from Princeton University of U.S.A and Prof. Misener from Imperial College of UK, and first published in 2013, it focuses on global solutions for continuous and integer programming, and enjoys a high reputation in the market [23].

Couenne solver is a nonlinear global optimization solver developed by COIN-OR in the United States, originated from a collaborative project between IBM and Carnegie Mellon University in 2006, the solver is open source with rich API for easy to use [2].

As an optimization software package developed by Lindo Company in 1981, Lingo software has its own model language, it is easy to get start with and widely used, and is chosen by more than half of the world's top 500 companies. Lingo is also the high-recommended software tool for various Mathematical modeling competition [6].

SCIP originated from ZIB Research Center in Berlin, Germany, and has evolved from being mainly used for solving mixed integer programming problems to solving all kinds of optimization problems, including nonlinear global optimization problems, and is a highly evaluated open-source software with rich interfaces and support for C/C++, Java, Python, MATLAB and other

programming environments [3, 35].

Matlab is a commercial mathematical software produced by MathWorks Corporation in the United States. Together with Mathematica and Maple, it is known as the three major mathematical software today. Matlab is also recognized as the best solver in the areas of numerical computation, it involves and integrates a number of toolboxes for various purposes, and the genetic algorithm toolbox (Matlab GA) is one of its built-in toolboxes [19].

1stOpt is an optimization solver developed by 7D-Soft High Technology Inc. from China, the most impressive feature of 1stOpt is its unique Universal Global Optimization (UGO) algorithm, which greatly improves the ability of global optimization; moreover, it's simple user interface and easy-to-use model language attracted many users in a short period of time, and there are about 10,000 scientific research papers have used 1stOpt as their data processing and analysis tool [40].

GAMS is a general-purpose optimization platform that integrates many well-known optimization solvers and provides a unified user interface and model language for all different solvers. One advantage of GAMS is that users simply need to master GAMS model language to solve problem in different supportive solvers without having to understand specific language of each solver. In another word, users are capable to use same problem code in different solvers, with only one line of code need to be modified to select different solvers, which reduces the application cost and greatly improves user's efficiency.

The first five solvers mentioned above are already included in the GAMS platform, so this study is implemented on the GAMS platform except for 1stOpt and Matlab, which are used separately. The latest trial version of GAMS 43.4.1 is employed this time, which can be downloaded freely from the GAMS official website. It should be noted that this version of GAMS does not include the Couenne solver by default, it is essential to separately download the relevant package and configure the settings before utilizing the Couenne solver seamlessly on GAMS platform. The versions of Matlab and 1stOpt are 2020B and 10.0, respectively.

### **3 Benchmark of Nonlinear Curve Fitting**

#### **3.1 NIST Benchmark**

NIST nonlinear curve fitting benchmark is one of the most well-known benchmarks with a set of 27 nonlinear curve fitting problems as shown in Table 2. The benchmark originally targets on evaluating all sorts of LOAs and provides two sets of initial start-values for each problem as well as the certified correct results, aiming to check whether the given LOAs can finally obtain the correct results by using either of the two initial start-values provided and assess the performance of the algorithms based on the results. The benchmark problems are divided into three groups according to their difficulty: high, average and lower. In the field of curve fitting, almost all famous data analysis packages in the world take this benchmark as the standard for verifying and judging the quality of their optimization algorithms. Although the original intention of this benchmark is to test LOA, GOA can also apply on the NIST benchmark and evaluate the performance, since GOA theoretically has the characteristics and advantages of global convergence without depending on the guessing of initial start-values. Therefore, it is an interesting thing to discover the performance of GOA from the selected seven solvers on this benchmark. Without using the initial start-values

provided by NIST, can these solvers obtain the certified solution without too much effort? Is it possible to employ GOA as a superior substitute of the LOA in real practice? Such studies rarely have been done before, so it is very practical and necessary to conduct a comparative study in this issue. The NIST benchmark can be referred to [30] for details.

**Table 2** NIST Benchmark

Dataset Name	Level of Difficulty	Model Classification	No. of Parameters	No. of Observations	Source
Misra1a	Lower	Exponential	2	14	Observed
Chwirut2		Exponential	3	54	Observed
Chwirut1		Exponential	3	214	Observed
Lanczos3		Exponential	6	24	Generated
Gauss1		Exponential	8	250	Generated
Gauss2		Exponential	8	250	Generated
DanWood		Miscellaneous	2	6	Observed
Misra1b		Miscellaneous	2	14	Observed
Kirby2	Average	Rational	5	151	Observed
Hahn1		Rational	7	236	Observed
Nelson		Exponential	3	128	Observed
MGH17		Exponential	5	33	Generated
Lanczos1		Exponential	6	24	Generated
Lanczos2		Exponential	6	24	Generated
Gauss3		Exponential	8	250	Generated
Misra1c		Miscellaneous	2	14	Observed
Misra1d		Miscellaneous	2	14	Observed
Roszman1		Miscellaneous	4	25	Observed
ENSO		Miscellaneous	9	168	Observed
MGH09	Higher	Rational	4	11	Generated
Thurber		Rational	7	37	Observed
BoxBod		Exponential	2	6	Observed
Rat42		Exponential	3	9	Observed
MGH10		Exponential	3	16	Generated
Eckerle4		Exponential	3	35	Observed
Rat43		Exponential	4	15	Observed
Bennett5		Miscellaneous	3	154	Observed

### 3.2 PCC Benchmark

The NIST benchmark test set enjoys high reputation in both popularity and recognition, but clearly suffers from the following two problems. One is that the original intention of this benchmark is to be proposed specifically for testing the LOA, which implies it may not appropriate enough for testing GOA. Another is that this benchmark had been proposed more than thirty years and was indeed difficult, representative and an excellent test set for developing and evaluating the curve fitting algorithms at that time. However, with the rapid development and progress of modern science and technology, are this benchmark still challenging? Is it relatively simple for today's GOA solvers? If the certified solutions will be obtained without too much effort and within relatively short time for most GOA solvers in most cases, the benchmark test set will then be unconvincing and meaningless for test and verify GOA solvers nowadays.

Currently, there are lots of benchmark test datasets for global optimization such as the well-known GLOBALLib [25], MINLPLib [29] and DIRECTGOLib [38]. Unfortunately, none of them are specifically for checking and testing the performance of GOA on nonlinear curve fitting. Moreover, most of those problems have been given search domain in advance, this leads to the difficulty of those test problems is greatly reduced, and do not fully meet the requirements of small

dimensions but high difficulty. In view of this, the authors have collected, summarized and organized 38 nonlinear curve fitting problems from practical experience, named PCC Benchmark test dataset, particularly for testing and verifying the performance of GOAs for nonlinear curve fitting. All problems contain only one independent and one dependent variable, the fitting functions are not complicated, involving only primary math functions such as exponential, logarithmic and power functions, the problem dimensions or unknown parameter numbers varies from 2 to 8, all problems are low-dimensional and unconstrained with free search domain, the global solutions are hard to be identified. All those features make the PCC benchmark very suitable for verifying and evaluating the performance of GOAs efficiently. The PCC benchmark is published for the first time, there's no certified global solution for each problem, the best optimal solution obtained so far for each problem will be considered as the global solution.

The fitting function and corresponded data for all 38 test problems are shown in Table 3, where  $x$  and  $y$  represent the independent and dependent variables, respectively, and  $b$  is the parameter vector.

**Table 3** PCC Benchmark

No.	Fitting function and data	No. of Parameters
1	$y = b_1 x^{b_2}$ $x=[20,25,27,30,35,38.5]; y=[4.62e-8,1.02e-7,1.27e-7,2.14e-7,3.56e-7,4.69e-7];$	2
2	$y = b_1 - b_2 \exp\left(b_3 x + \frac{1}{b_4 x^{b_5} + b_6 + 1}\right)$ $x=[0.9,1.5,13.8,19.8,24.1,28.2,35.2,60.3,74.6,81.3];$ $y=[455.2,428.6,124.1,67.3,43.2,28.1,13.1,-0.4,-1.3,-1.5];$	6
3	$y = \frac{b_1}{1 + b_2 \exp(-b_3 x - b_4 x^2)} + \frac{2b_4}{(1 + b_5 \exp(-b_6 x))^{b_4}}$ $x = [-6.7,-6.3,-5.9,-5.5,-5.1,-4.7,-4.3,-3.7,-3.3,-2.3,-1.9,-1.5,-1.2,-0.7,-0.2,0.3,0.7];$ $y = [0.06,0.1,0.14,0.22,0.34,0.5,0.62,0.72,0.75,0.87,0.95,1.05,1.15,1.35,1.45,1.5,1.54];$	6
4	$y = p_1 p_2^x (x + p_3)^{p_4} + \frac{p_5 x}{1 + p_6 x}$ $x = [0,2,4,6,8,10]; y = [0.0242,0.2792,0.1386,0.0238,0.0034,0.002];$	6
5	$y = \frac{p_1}{1 + p_2 \exp(-p_3 x) + p_4 x^{p_5}} + p_6 x$ $x = [1,2,3,4,5,6,7,8,9,10];$ $y = [161.68,170.99,179.42,185.64,189.29,192.58,196.32,205.40,240.02,293.98];$	6
6	$y = b_1 \exp\left(\frac{b_2}{x} - b_3 x + b_4 x^{b_5}\right) + b_6 x$ $x = [0.17,0.33,0.83,1.67,2.5,3.33,5]; y = [6.62,5.58,4.63,5.08,5.42,5.82,6.78];$	6
7	$y = p_1 + p_2 \exp(p_3 \exp(p_4 x) + p_5 x) + p_6 x$ $x = [20,21,22,23,24,25,26,27,28,29,30];$ $y = [56.7,59.8,64.8,66.7,66.2,65.2,64.2,63.5,63.0,62.7,62.5]$	6
8	$y = b_1 \exp(b_2 x) + b_3 \exp\left(\frac{b_4}{x}\right) + b_5$	5



	$x = [250, 275, 300, 325, 350]; y = [2, 6, 15, 19, 37];$	
9	$y = \frac{b_3}{1 + \exp(b_1 x + b_5)} + \frac{b_3}{1 + b_4 \exp(b_2 x)} + b_6 x + b_5$ $x = [1.75, 2.25, 2.493, 2.5, 2.563, 2.686, 2.885]; y = [260, 320, 381, 440, 460, 500, 570];$	6
10	$y = b_1 + b_2 \exp(b_3(x - b_4)^2) + b_5 \exp(b_6(x - b_7)^2)$ $x = [1, 2, 4, 6, 8, 10, 15, 20, 30, 40, 60, 90, 120, 150, 180];$ $y = [0, 0, 0, 0, 0.20640, 0.06304, 0.08540, 0.56381, 0.94651, 1.46233, 1.73185, 1.70072, 1.82921, 2.09236, 2.26539];$	7
11	$y = \frac{b_1 + b_2 x + b_3 \exp(b_4 x)}{1 + b_5 x + b_6 \exp(b_7 x)}$ $x = [0, 10, 20, 30, 40, 50, 60, 70, 80, 90];$ $y = [0.4, 808, 18.367, 37.920, 58.726, 74.756, 81.454, 79.025, 71.244, 61.629];$	7
12	$y = b_1 + b_2 x + b_3 \exp(-(b_4(x - b_5))^2) + b_6 \exp(-(b_7(x - b_8))^2)$ $x = [0.975, 0.985, 0.995, 1.015, 1.025, 1.03, 1.035, 1.04, 1.045, 1.05, 1.055, 1.06, 1.07, 1.09, 1.1, 1.13];$ $y = [306, 323, 438, 828, 1068, 1195, 1267, 1257, 1243, 1246, 1235, 1126, 889, 474, 327, 237];$	8
13	$y = b_1 + b_2 \left( \frac{b_3}{1 + \exp(b_5(x - b_4))} + \frac{1 - b_3}{1 + \exp(b_4(x - b_5))} \right)$ $x = [-14, -12.45, -9.36, -6.26, -3.17, 0.07, 3.03, 6.12, 9.22, 12.31, 14];$ $y = [166, 123, 47.5, -8.85, -30.6, 0.842, 30.6, 10.6, -44.5, -116, -165];$	5
14	$y = b_1 + b_2 x^{b_3} + b_4 x^{b_5}$ $x = [5, 10, 15, 20, 25, 30, 35, 40, 45, 50, 55, 60, 65, 70, 75, 80, 85, 90, 95];$ $y = [3.3, 6.5, 9.2, 11.9, 14.5, 17.0, 19.4, 21.7, 23.9, 25.9, 27.6, 29.2, 30.0, 30.3, 30.0, 29.2, 26.0, 21.0, 12.0];$	5
15	$y = \frac{b_1}{1 + b_2 \exp(b_3 x)} + \frac{b_4}{1 + b_5 \exp(b_6 x)}$ $x = [0, 10, 20, 30, 40, 50, 60, 70, 80, 90, 100]; y = [92, 93, 94.5, 96, 98, 100, 101, 100, 93, 83, 74];$	6
16	$y = b_1 \exp\left(\frac{b_2}{x} - b_3 x + b_4 x^{b_5}\right) + b_6 x$ $x = [0.17, 0.33, 0.83, 1.67, 2.5, 3.33, 5]; y = [6.62, 5.58, 4.63, 5.08, 5.42, 5.82, 6.78];$	6
17	$y = b_1 \left( \left( \frac{x - b_2}{(1 - b_2)x + b_3} \right)^2 + b_4 x + 2.1 \right)^{b_5}$ $x = [1, 0.963, 0.940, 0.810, 0.639, 0.564, 0.495, 0.456, 0.374, 0.324, 0.289, 0.248];$ $y = [0.7, 642, 84.369, 730.794, 943.654, 1203.544, 1489.304, 1814.872, 2541.681, 3399.595, 4385.219, 5469.341];$	5
18	$y = b_1 \exp(b_2 x) + b_3 \exp\left(b_4 x^{0.5} + \frac{b_5}{x}\right) + b_6$ $x = [0.392, 0.793, 1.189, 2.39, 4.787, 7.191, 9.385, 11.784];$ $y = [1.63, 6.79, 6.79, 3.88, 1.83, 1.25, 0.86, 0.624];$	6

19	$y = \frac{b_1}{1 + b_2x + b_3x^2} + b_4\exp(b_5x)$ x=[1.5,2.5,3.5,4.5,5.5,6.5]; y=[1.69,1.636,1.387,1.254,1.444,0.1631];	5
20	$y = b_1\exp(-b_2\exp(b_3x)) + b_4$ x=[11.95,12.22,12.88,13.50,13.96,14.25,14.32,14.52,14.78,15.04,15.30]; y=[7.66,7.66,7.52,7.10,6.50,6.01,5.90,5.61,5.37,5.28,5.25];	4
21	$y = b_1 + b_2\exp(-\exp(0.03(x - b_3)^{b_4}) - b_5(x - b_3) + 1) + b_6x$ x=[0,0.017,0.034,0.068,0.102,0.136,0.203,0.237,0.305,0.373,0.441,0.492]; y=[3.33,5,7.4,8.61,7.72,5.98,3.16,2.4,1.15,0.56,0.33,0.26];	6
22	$y = \frac{b_1 + b_2x + b_3\exp(b_4x)}{1 + b_5\exp(b_6x)}$ x=[22,52,80,109,125,142,172,201,230,261,295]; y=[220.7,210.1,187,200,310,318,335,325,329,328,325];	6
23	$y = \frac{b_1}{1 + b_2\exp(-b_3x) + b_4x} + b_5x^{b_6}$ x=[2,3,4,5,6,7,8,9,10,11,12,13]; y=[0.3,2.1,7.7,13.8,12.9,12.5,9.8,9.1,9.7,9.2,10.8];	6
24	$y = b_1 + b_2x + b_3x^{b_4} + \frac{b_5}{b_2 + x}$ x=[140,150,180,220,260,280,290,298.15,360,600,1000]; y=[118.73,125.55,144.14,164.31,181.26,188.78,192.55,195.18,213.97,252.4,288.67];	5
25	$y = b_1 + \frac{b_2}{1 + b_4\exp(b_3x) + b_5\exp(\exp(b_6x))}$ x=[-7,-6.5,-6,-5.5,-5,-4.5,-4,-3.5,-3.0]; y=[1,5,14,19,23,26,26.1,27,27.1];	6
26	$y = b_1\ln(x + b_2) + b_3\exp(-b_4x) + b_5\exp(-b_6x)$ x=[ 300,600,900,1200,1800,3600,5400,7200,27000]; y=[ 39.059,23.585,18.418,15.825,13.208,10.363,8.812,7.285,2.007];	6
27	$y = b_1 + b_2\exp\left(-0.5(b_3(x - b_4))^2\right) - b_2\exp\left(-0.5(2b_3(x - b_5))^2\right)$ x=[0,54,174,250,282,330,355]; y=[98,17.95,46.51,48.37,11.16,74.4,100];	5
28	$y = b_1\exp(b_2(x - b_3)^2) + b_4\exp(b_5(x - b_6)^2)$ x=[2015,2016,2017,2018,2019,2021,2023,2025,2027,2028,2029,2030,2031,2033,2035,2037,2039,2040]; y=[23.268,24.46,24.873,24.959,24.925,24.775,24.621,24.484,24.374,24.335,24.311,24.304,24.318,24.417,24.621,24.931,25.338,25.571];	6
29	$y = b_1\exp(-\exp(-b_2(x - b_3)) - b_1) + b_4\exp(b_5x - b_3)$ x=[12.64,13.344,14.048,14.752,15.104,15.2,15.232,15.456,15.808,16.864,17.76]; y=[-0.040,-0.033,-0.035,-0.031,0.076,0.406,0.624,0.965,1.001,0.998,0.997];	5
30	$y = \frac{b_1 + b_2\exp(b_3x)}{1 + b_4x + b_5\exp(b_6x)}$ x=[23.5,64.8,145.3,185.2,267.1,389.7,513.7,638.2,680.3,721.4,763.3,887.5,1013,1138.6,1263.8,1305.8]; y=[55,122,187,190,173,138,111,92,86,82,78,68,60,53,48,47];	6

31	$y = \frac{1 + b_1 x^{b_2}}{b_3 + \exp(b_4 + b_5 x + b_6 x^{b_7})}$	7
	$x=[0.1001,0.1602,0.2288,0.3079,0.4003,0.5094,0.6403,0.8002];$ $y=[87.7,89.8,100.2,121.2,131.3,138.9,135.4,121.4];$	
32	$y = b_1 + \exp(-b_1 - b_2 b_3 x) + b_3 x^{b_4 + b_5 x}$	5
	$x=[0.25,0.5,0.75,1,1.5,2.5,3.5,4.5,5,6,8,10,12,14,16];$ $y=[15,34,37.5,41,41,34,29,25,20.5,19,14,9,6,3.5,2];$	
33	$y = \left( b_1 b_2 - b_3 \exp(b_1 - b_4 x) + \frac{b_2 b_3}{x} \right)^{b_5}$	5
	$x=[1,2,4,6,8]; y=[100,140,160,170,175];$	
34	$y = \frac{b_1 b_2 + b_3 \exp(b_4 x)}{b_2 + \exp(b_4 x) + \frac{b_5}{x + b_1}}$	5
	$x=[0,10,20,30,40,50,60,70,80,90];$ $y=[22.260,21.526,20.589,19.092,17.312,15.425,13.854,12.541,11.697,11.294];$	
35	$y = b_1 + b_2 \exp(b_3 x + b_4 x^{b_5})$	5
	$x=[204.11,219.64,243.34,281.01,312.05,331.71,341.49,349.16,379.08,420.91,430.99];$ $y=[64.33,69.17,71.18,78.55,82.57,81.23,77.37,73.13,60.59,23.04,2.98];$	
36	$y = b_1 \exp\left(\frac{b_2}{(b_3 + x)^2} - b_4 x\right) + b_5$	5
	$x=[298.15,303.15,308.15,313.15,315.5,318.15,323.15,328.15,333.15,338.15];$ $y=[114.6,89.68,68.43,50.21,3.95,40.09,33.42,27.01,21.59,17.53];$	
37	$y = b_1 + b_2 \exp(b_3 x) + b_4 \exp\left(\frac{b_5}{x}\right)$	5
	$x=[73.1,94,100,130,150,184,192,200]; y=[0.25,0.6,0.65,0.9,0.91,0.94,0.95,1];$	
38	$y = b_1 + \frac{b_2}{1 + b_3 x + b_4 \exp(b_5 x)}$	5
	$x=[-24536,-26603,-27424,-28573,-29204,-29428,-29822,-30065];$ $y=[0,107,216,414,643,785,1044,1285];$	

## 4 Test Comparison

Based on the above NIST and PCC benchmark test datasets, each solver was conducted for computation and comparison in the same hardware environment, and each test problem was computed 10 times independently for each solver.

Since each solver comes with numerous configuration options and different options can have an impact on the final results. The default configurations are generally suitable for most cases and have the highest expectation of getting the best result, for the convenience in this study, the default configuration options are adopted for each solver. For Matlab GA, the population size is taken as 2000, and the maximum number of iterations is set to 3000.

## 4.1 Test Results of NIST Benchmark

Certificated correct results have been provided for each problem in the NIST benchmark, which making it convenient to verify the effect of each solver. The initial start-values of parameters provided by NIST are not used at all, but are automatically determined by each solver based on the algorithm it uses, without manual settings. The calculation results are shown in Tables 4, 5, and 6, respectively, "✓" indicates the calculation result is the same as certificated one, while "✗" means failed. One more thing should be noted in advance is that for the Baron and Antigone, the reason failed in some cases is because they don't support some math functions such as trigonometric functions of  $\sin()$  and  $\cos()$ , and the problems of "Roszman1" and "ENSO" in the benchmark are in such situation.

For the lower difficulty dataset, 1stOpt performed the best with 100% correct solutions, while Baron, Lingo, Antigone, Couenne and Scip can achieve with the average success rate of 87.5%, 62.5%, 50%, 50% and 37.5% respectively, Matlab-GA performed the worst, only 12.5% success rate with just one problem solved successfully in approximate solution. For the average difficulty dataset, 1stOpt was in 100% success, followed by Baron with 72.72%, 63.64% for Couenne, 54.54% for both Lingo and Scip, and 45.45% and 9.09% for Antigone and Matlab-GA respectively. For the higher difficulty dataset, both Baron and 1stOpt performed the best with a 100% success, Antigone was followed with 87.5%, Lingo, Couenne and Scip were 75%, 62.5 and 50%, respectively, and Matlab-GA was the last, with 25% only. The overall success rate of all these seven solvers on NIST benchmark is 61.9%.

In terms of overall effect, see Fig. 1, 1stOpt performs best among the seven solvers and is the only one that can find all correct answers with free random initial start-values, followed by Baron, Lingo, Antigone, Couenne, Scip and Matlab-GA, corresponding to an average success rate of 86.74%, 64.01%, 60.98%, 58.71%, and 47.34% and 15.53%, respectively. For the overall efficiency, the average time to successfully solve the test problem for each solver was taken for evaluation, see Fig. 2. The shorter the time, the more efficient the solver, and the order of efficiency from highest to lowest is Couenne, Baron, 1stOpt, Antigone, Scip, Matlab-GA, and Lingo.

In addition, through the original benchmark dataset has been divided into three groups based on their difficulty, from the performance results, it seems that the difficulty index is only suitable for testing the LOA, but not for GOA solvers. To be specific, in the higher difficulty group, its overall mean success rate is 71.43%, which is higher than the 57.14% of the lower difficulty group. This is mainly because the initial values given for LOAs in each problem have also been taken into account when the developer of NIST benchmark labeled the difficulty index for each problem. For GOAs, without using the given initial value, problems' difficulty may change dramatically.

**Table 4** Test results of lower difficulty problems

Solver		Baron	Antigone	Couenne	Lingo	Scip	Matlab GA	1stOpt
Problem								
Misra1a	Success	✓	✓	✗	✓	✓	✗	✓
	Time (s)	0.20	0.5	-	120.0	15.0	-	0.5
Chwirut2	Success	✓	✓	✓	✓	✓	✗	✓
	Time (s)	0.5	5.0	0.5	0.5	0.5	-	0.6
Chwirut1	Success	✓	✓	✓	✓	✗	✗	✓
	Time (s)	0.5	5.0	0.5	0.5	-	-	1.5
Lanczos3	Success	✓	✗	✓	✗	✗	✗	✓
	Time (s)	0.5	-	0.5	-	-	-	5.0

Gauss1	Success	✗	✗	✗	✗	✗	✗	✓
	Time (s)	-	-	-	-	-	-	19
Gauss2	Success	✓	✗	✗	✗	✗	✗	✓
	Time (s)	2.66	-	-	-	-	-	50.0
DanWood	Success	✓	✓	✗	✓	✓	✓	✓
	Time (s)	0.1	0.1	-	0.1	0.1	2.3	0.1
Misra1b	Success	✓	✗	✓	✓	✗	✗	✓
	Time (s)	0.17	-	16.5	120.0	-	-	0.3
Success rate (%)		87.5	50.0	50.0	62.5	37.5	12.5	100.0
Average time used (s)		0.66	3.37	4.5	48.22	5.20	2.30	9.63

**Table 5** Test results of average difficulty problems

Problem \ Solver		Baron	Antigone	Couenne	Lingo	Scip	Matlab-GA	1stOpt
Kirby2	Success	✓	✓	✓	✓	✓	✗	✓
	Time (s)	2.0	8.0	1.5	1.0	1.5	-	3.5
Hahn1	Success	✓	✓	✓	✓	✓	✗	✓
	Time (s)	0.3	0.3	0.5	0.5	0.5	-	3.0
Nelson	Success	✓	✓	✓	✓	✓	✗	✓
	Time (s)	0.2	50.0	0.4	60.0	0.3	-	2.0
MGH17	Success	✓	✓	✓	✗	✓	✗	✓
	Time (s)	1.2	0.3	0.5	-	0.5	-	2.5
Lanczos1	Success	✓	✗	✓	✗	✗	✗	✓
	Time (s)	0.5	-	0.5	-	-	-	1.2
Lanczos2	Success	✓	✗	✓	✗	✗	✗	✓
	Time (s)	0.5	-	0.5	-	-	-	1.2
Gauss3	Success	✗	✗	✗	✗	✗	✗	✓
	Time (s)	-	-	-	-	-	-	16.0
Misra1c	Success	✓	✓	✓	✓	✓	✗	✓
	Time (s)	0.5	2.5	1.5	1.5	1.5	-	0.5
Misra1d	Success	✓	✗	✗	✓	✓	✗	✓
	Time (s)	0.5	-	-	0.5	16.0	-	0.5
Roszman1	Success	✗	✗	✗	✓	✗	✗	✓
	Time (s)	-	-	-	0.5	-	-	1.0
ENSO	Success	✗	✗	✗	✗	✗	✓	✓
	Time (s)	-	-	-	-	-	17.0	18.0
Success rate (%)		72.72	45.45	63.64	54.54	54.54	9.09	100
Average time used (s)		0.71	12.22	0.77	10.67	3.38	17.00	4.49

**Table 6** Test results of higher difficulty problems

Problem \ Solver		Baron	Antigone	Couenne	Lingo	Scip	Matlab-GA	1stOpt
MGH09	Success	✓	✓	✗	✓	✓	✗	✓
	Time (s)	0.5	0.5	-	0.5	0.5	-	0.5
Thurber	Success	✓	✓	✗	✓	✓	✗	✓
	Time (s)	0.5	0.5	-	69.0	0.5	-	1.5
BoxBod	Success	✓	✓	✗	✓	✓	✓	✓
	Time (s)	0.5	0.5	-	0.2	0.5	1.5	1.0
Rat42	Success	✓	✓	✓	✓	✓	✗	✓
	Time (s)	0.5	0.5	0.5	0.5	0.5	-	0.5
MGH10	Success	✓	✓	✓	✓	✗	✗	✓
	Time (s)	0.25	0.5	0.5	0.5	-	-	1.0
Eckerle4	Success	✓	✓	✓	✗	✗	✓	✓
	Time (s)	2.0	1.0	1.0	-	-	2.8	1.0
Rat43	Success	✓	✗	✓	✗	✗	✗	✓
	Time (s)	0.5	-	1.0	-	-	-	1.0
Bennett5	Success	✓	✓	✓	✓	✗	✗	✓
	Time (s)	1.0	1.0	1.0	1.0	-	-	10.0
Success rate (%)		100	87.5	62.5	75	50	25	100
Average time used (s)		0.72	0.64	0.80	11.95	0.50	2.15	2.06

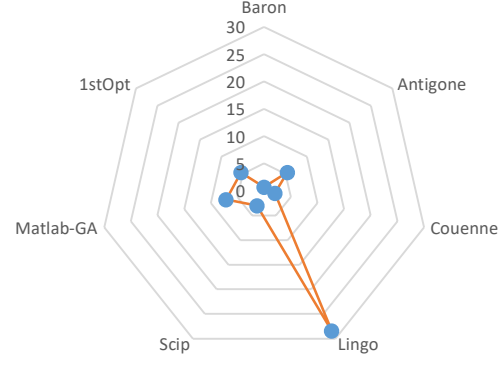
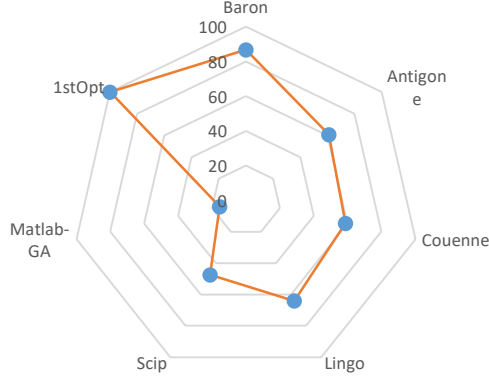


Fig. 1 Effect: Success Rate (%) of Each Solver    Fig. 2 Efficiency: Ave. Time (s) of Each Solver

## 4.2 Test Results of PCC Benchmark

In contrast to the NIST benchmark, the 38-problems PCC benchmark dataset does not know the theoretical correct answers or certified global optimal solutions. Each solver will run ten times independently for each problem, and the best result obtained so far is considered to be the correct global optimal solution. Due to the high difficulty of global optimization problem, up to now, there is no algorithm or solver can guarantee that the result obtained is the real global optimal solution, either in theory or in practice, so it is possible that there might be better results in some cases that have not been found yet.

The five solvers, Baron, Antigone, Couenne, Lingo and Scip, are executed on the GAMS platform. In most cases, these solvers won't terminate until 1000 seconds or even more, even though the computation results have kept stable without any further improvements. Therefore, their actual computation times are taken, which is the time the best stable results reached firstly, the computation time for 1stOpt is the same as the global results reached, Matlab-GA take their full process computation times.

The GOAs of the five solvers running on the GAMS platform are basically all based on the branch-and-bound deterministic algorithm, and this algorithm has a distinctive feature that the final outputted outcome is very stable and rarely changed, in this case, since the outcomes are not guaranteed to be the global optimal solution, once the result is unsatisfactory, there will be no chance of getting more better results furthermore if all the configuration remain the same. Matlab-GA, which uses a genetic algorithm containing lots of stochastic processes, such as random selection, random mutation, etc., causing the computation results and time cost for each time vary greatly and unsteadily; therefore, the best result and the corresponding time among its ten times running are choose and adopted. 1stOpt employs its unique UGO algorithm which is different from both deterministic and stochastic genetic algorithms, although there are random processes in UGO algorithm, the calculation results remain stable in most cases, similar to Matlab-GA, the best results and corresponded times from ten times running are taken as the final solutions.

The values of objective function, which is also referred as SSE defined in Eq. (1), from each solver in each problem are shown in Table 9. In addition to the values of SSE, the detailed parameter values corresponded are also given together for comparison purpose (see the appendix). In some cases, even though the objective function values yielded by different solvers differ slightly, the corresponding parameter values are completely different, which implies that these two outcomes

are actually two completely different solutions, in this situation, if the objective function values are refereed only but ignoring the parameter values corresponded, it will be difficult to make a judgement about whether the solution achieved is an approximate global optimal solution, or it is actually a completely different local solution.

The comparison results of the CPP benchmark test dataset are summarized below referring to the detailed of results in appendix:

- 1) Problem 1: the fitting function is a very simple power function with two parameters only, however, except 1stopt, all other solvers fail to get correct answer;
- 2) Problem 2: there are two global solutions, 1stOpt can get correct answer at 50% probability, while all others get different local solutions only;
- 3) Problem 3: 1stOpt gets the best solution with about 90% probability, while all others get different local solution only;
- 4) Problem 4: there are two global solutions, 1stOpt can gets correct answers for each time computations, while all others only find local solutions;
- 5) Problem 5: this is a very hard problem, 1stOpt gets the best solution in only 10% probability, all others can only obtain locally optimal solutions that differ very far;
- 6) Problem 6: 1stOpt gets the best solution with about 50% probability, while all others are local solutions;
- 7) Problem 7: 1stOpt gets the best solution with about 80% probability, while all others are local solutions;
- 8) Problem 8: the objective value of 2.71051E-20 form Antigone is already a pretty good solution and really tends to 0, however, compared to the value of 1.251867E-25 obtained by 1stOpt, since the parameter values of two solutions are completely different, strictly speaking, the result of Antigone is also local optimal solution; All others fail to find such solutions;
- 9) Problem 9: 1stOpt gets the best result with about 80% probability, the results of other solvers are all local optimization solutions.
- 10) Problem 10: Both Baron and 1stOpt get the best results, but the computation time of Baron is as much as 8 times that of 1stOpt; the results of other solvers are all local solutions.
- 11) Problem 11: Both Baron and 1stOpt have the best results and the same computation time; Antigone, although the objective value is near to the best one, is clearly not an approximate global optimal solution but a local one with referring to its parameter values; Couenne's results are obviously incorrect; the rest are all local solutions.
- 12) Problem 12: 1stOpt has the best result, the rests are all local solutions.
- 13) Problem 13: The results of Baron, Scip and 1stOpt are equally the best, but Baron and Scip are more efficient; the objective value of Couenne is only slightly different from the best solution, but according to its detailed parameter values, the solution is clearly not the global optimal solutions but a local one; the rests are local solutions.
- 14) Problem 14: The result of 1stOpt is the best, while others are local solutions.
- 15) Problem 15: Baron and 1stOpt have the same best results, and Baron is more efficient; the rests are local solutions.
- 16) Problem 16: 1stOpt gets the best solution, while Scip is the worst, and the rests are all local solutions.
- 17) Problem 17: 1stOpt gets the best solution, and the rests are all local solutions.

- 18) Problem 18: Baron and 1stOpt have the same best results, but Baron is more efficient, and the rest are all local solutions.
- 19) Problem 19: Baron and 1stOpt have the same best result, Baron is more efficient, and 1stOpt has only about 80% probability of successful, lower than that of Baron's 100%; the rest are all local solutions.
- 20) Problem 20: Baron and 1stOpt have the same best result, but 1stOpt has only 80% probability of successful, lower than that of Baron's 100%, the rests are all local solutions.
- 21) Problem 21: Baron and 1stOpt have the same best result, 1stOpt is more efficient, but can only get that result in 80% success rate, lower than Baron's 100%; the rests are all local solutions.
- 22) Problem 22: 1stOpt has the best result, but it can only get this result in 50% success rate, and the remaining 50% probability yields a suboptimal result with objective function value of 186.141879, corresponding to parameter vector of  $b=[323.960345, 0.012968, 200001128069171.0, -0.239998070648, 843677740351.781, -0.237211]$ , the suboptimal result is still better than the local solutions of all other solvers.
- 23) Problem 23: 1stOpt has the best result, but in only 90% success rate; the rests are all local solutions.
- 24) Problem 24: 1stOpt has the best result, but in only 20% success rate; Antigone failed without giving any feasible solution, the rests are all local solutions.
- 25) Problem 25: Baron and 1stOpt have the same best result, Baron is more efficient in 100% success rate while 1stOpt can achieved global solution in only 50% success rate, the rests are all local solutions.
- 26) Problem 26: 1stOpt has the best result, but only in 90% success rate, and the other 10% probability yields a suboptimal local optimal solution which are same as the outcomes from Baron and Couenne, other results get the worse local solutions.
- 27) Problem 27: 1stOpt has the best result, but only in 40% probability, and the rests are all local solutions.
- 28) Problem 28: Both Couenne and 1stOpt can obtain the best results, 1stOpt is slightly more efficient, but it can only get this result in 40% probability, the rests are all local solutions.
- 29) Problem 29: Both Baron and 1stOpt have the same best results, 1stOpt is more efficient, but only in 70% probability of successful, lower than Baron's 100%; the rests are all local solutions.
- 30) Problem 30: 1stOpt has the best result, but can only be achieved with 50% probability; the objective values of Antigone and Couenne are the same and very close to the best one, but according to the corresponded parameter values, they should be local solutions; the rests are all local solutions.
- 31) Problem 31: Baron and 1stOpt have the same best result, Baron is more efficient and 1stOpt can only get the global solution with 50% probability, lower than Baron's 100%; the rests are all local solutions.
- 32) Problem 32: 1stOpt has the best result, but only with 40% probability, the other 60% probability all fall into the local solution of  $b=[-4.006080, -0.048869, -2.957393, -1.297652, -1.846793]$  with the objective value of 10.272014. This local solution is still better than the results obtained from all other solvers.
- 33) Problems 33: Baron and 1stOpt have the same best results, Baron is more efficient, 1stOpt



can only get the result with 90% probability, lower than Baron's 100%; the rests are all local solutions.

34) Problem 34: 1stOpt has the best, but only with 50% probability; Baron and Scip have the same second-best result, which is also the local solution that 1stOpt falls into with another 50% probability; the rests are all local solutions.

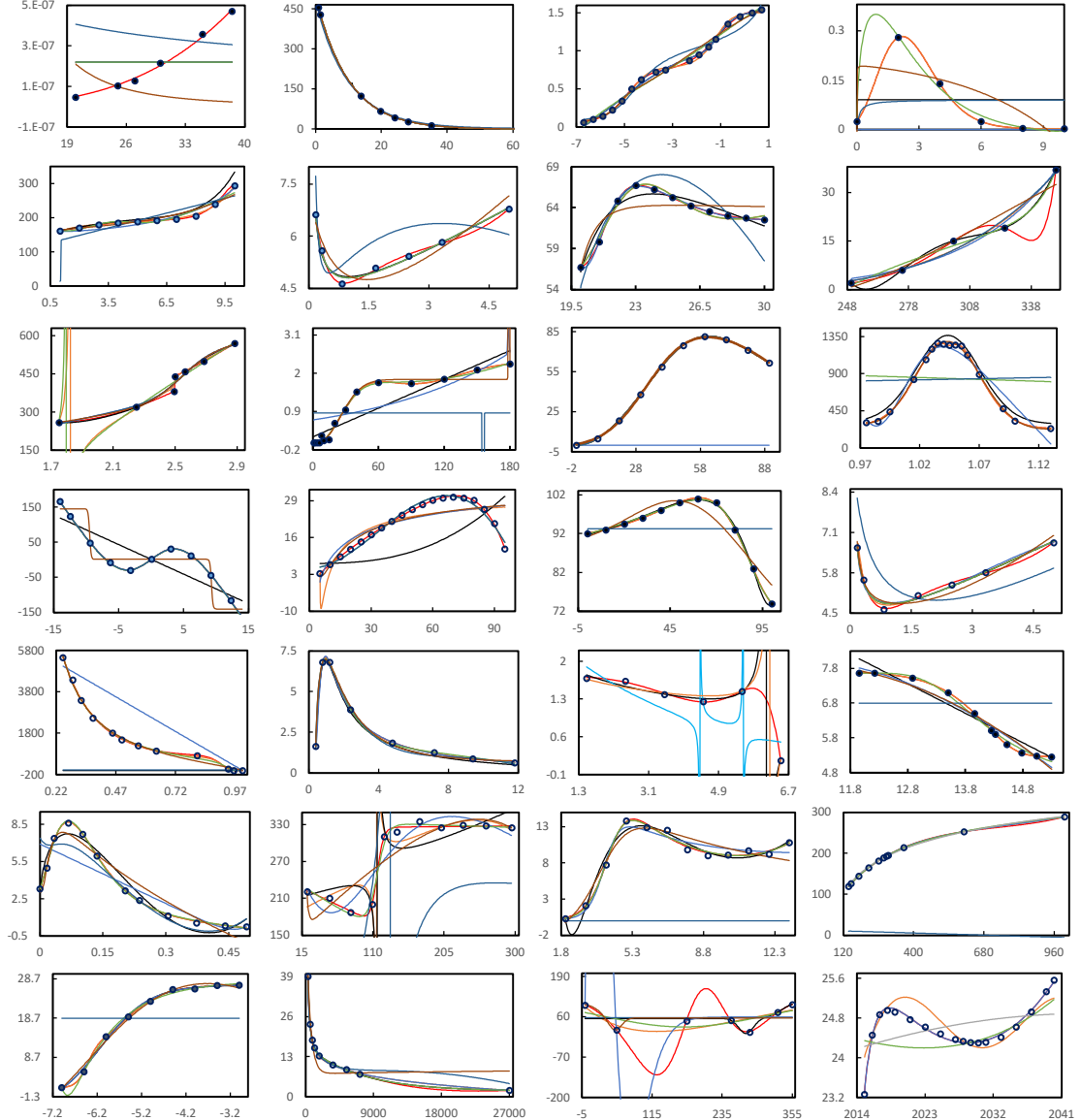
35) Problem 35: 1stOpt is the best, but only with 60% probability; the rests are all local solutions.

36) Problem 36: Baron and 1stOpt are the same best, Baron is more efficient and 1stOpt can only get the global solution with 90% probability, lower than Baron's 100%; the rests are all local solutions.

37) Problem 37: Antigone, Couenne and 1stOpt have the same best results, 1stOpt is more efficient, but only with 70% probability, which is lower than Antigone and Couenne's 100%, and the rests are all local solutions.

38) Problem 38: 1stOpt is the best but in only 70% probability, the rests are all local solutions.

The comparison fitting results of each solver for each problem in PPC benchmark are shown in Fig. 3.



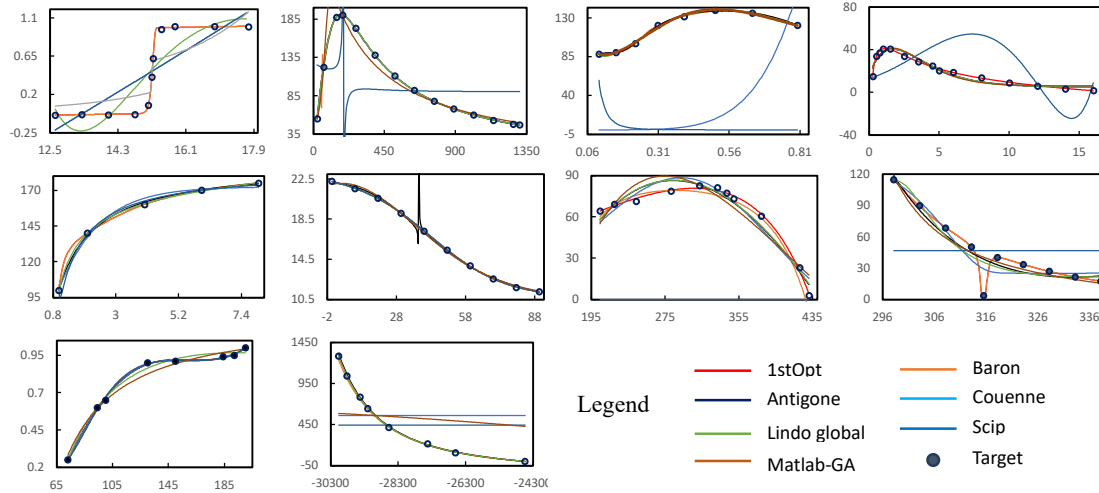


Fig. 3 Comparison results of each solver for PPC benchmark

Referring to the detailed calculation results in the appendix, the overall effect of each solver could be evaluated based on the success rate of obtaining the global solution of each solver, as shown in table 7, and refer to Fig. 4. Baron can get 13 global optimal solutions out of the 38 benchmark problems, with an overall success rate of 34.21%; Couenne has two problems solved with a success rate of 5.26%; both Antigone and Scip have only reached one global solution out of 38 problems with a success rate of 2.63%; Lingo and Matlab-GA failed at all, without even one problem solved successfully, especially for Matlab-GA, the results calculated each time are significantly different; The performance of 1stOpt is the best, with 11 out of all 38 problems being able to obtain the optimal solution at 100% probability, and more than 62% probability of successful for the remaining 27 problems, with an overall average success rate of 73.15%, which is more than twice high than that of Baron.

As for the efficiency, it is only meaningful to compare the solvers that reach to the same global optimal solution in the same problem. Because the success rate except for Baron and 1stOpt are extremely low, it is impossible to compare the efficiency of all solvers. Hence, the efficiency comparisons are made only for 13 cases where both Baron and 1stOpt obtain optimal solutions, see Table 8. It can be roughly estimated that overall average efficiency of 1stOpt is about twice high than that of Baron, although for most individual problems, Baron is more efficient than 1stOpt.

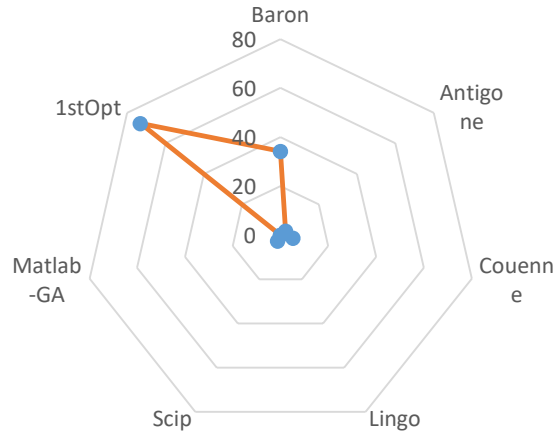
**Table 7** Success Rate of Each Solver (%)

Solver \ Problem	Baron	Antigone	Couenne	Lingo	Scip	Matlab-GA	1stOpt
1	0	0	0	0	0	0	100
2	0	0	0	0	0	0	50
3	0	0	0	0	0	0	90
4	0	0	0	0	0	0	100
5	0	0	0	0	0	0	10
6	0	0	0	0	0	0	50
7	0	0	0	0	0	0	80
8	0	0	0	0	0	0	80
9	0	0	0	0	0	0	80
10	100	0	0	0	0	0	100
11	100	0	0	0	0	0	100
12	0	0	0	0	0	0	100
13	100	0	0	0	100	0	100
14	0	0	0	0	0	0	100
15	100	0	0	0	0	0	100
16	0	0	0	0	0	0	100
17	0	0	0	0	0	0	100
18	100	0	0	0	0	0	100

19	100	0	0	0	0	0	80
20	100	0	0	0	0	0	80
21	100	0	0	0	0	0	80
22	0	0	0	0	0	0	50
23	0	0	0	0	0	0	90
24	0	0	0	0	0	0	20
25	100	0	0	0	0	0	50
26	0	0	0	0	0	0	90
27	0	0	0	0	0	0	40
28	0	0	100	0	0	0	40
29	100	0	0	0	0	0	70
30	0	0	0	0	0	0	50
31	100	0	0	0	0	0	50
32	0	0	0	0	0	0	40
33	100	0	0	0	0	0	90
34	0	0	0	0	0	0	50
35	0	0	0	0	0	0	60
36	100	0	0	0	0	0	80
37	0	100	100	0	0	0	70
38	0	0	0	0	0	0	60
Average Success Rate (%)	34.21	2.63	5.26	0.00	2.63	0.00	73.15

**Table 8** Average Time Used of Baron and 1stOpt for Successful Problems

Problem	10	11	13	15	18	19	20	21	25	29	31	33	36	total
Time	Baron	34.0	15.0	1.0	1.0	1.5	1.5	1.0	78.8	1.0	6.0	2.0	4.0	147.8
(s)	1stOpt	4.0	15.0	2.5	3.0	4.0	2.5	2.0	5.0	8.0	2.0	15.0	10.0	75



**Fig. 4** Success Rate of each Solver (%)

**Table 9** Objective Function Values of PCC Benchmark Problems from Each Solver

Solver Problem	Baron	Antigone	Couenne	Lingo	Scip	Matlab-GA	1stOpt
1	1.333068E-13	1.33307E-13	1.33307E-13	1.33307E-13	2.97525E-13	3.593366E-13	5.938663E-16
2	0.00299032	0.00391558	0.00688819	0.00431527	4.665052E+2	0.007932975	0.000745813
3	0.01005775	0.01590848	0.01590848	0.04949805	0.11571187	0.04149313	0.000916735
4	0.00000011	0.05778266	0.09833024	0.00061758	0.05938093	0.025760299	1.5306075E-26
5	60.74644712	25.55889645	1.015841E+3	9.057286E+2	2.518579E+4	1314.3774608	2.751590632
6	0.06097893	0.07899019	0.05843872	0.06097754	3.84683560	0.611337649	0.007128369
7	1.54802194	7.50860528	0.07730189	1.39222663	57.9845223	24.5993411	0.00389328
8	15.16351237	2.71051E-20	16.74389478	6.46699570	17.40494834	46.33834746	1.251867E-25
9	1191.5286	1.723727E+3	1.864564E+3	1971.28317	1.864564E+3	1.77714e+03	0.3666920
10	0.06654203	1.82332649	4.08569134	0.07865553	10.97874268	0.16307029	0.06654202
11	0.00704569	0.00729984	3.258914E+4	0.01864764	0.01864764	4.43442032	0.007045685
12	5.634793E+3	7.509296E+3	1.440851E+5	2.571216E+6	2.586745E+6	6142.972817	1391.501878

13	24.83018843	2.117121E+4	24.99678686	33.35848010	24.83018364	4190.433475	24.83018363
14	4.067720E+2	33.82722561	4.508885E+2	25.25308277	25.25308388	411.5534198	0.909227034
15	0.29936497	1.75498593	9.607825E+4	0.98870723	6.586250E+2	68.55265925	0.299364969
16	0.03495035	0.06097539	0.09270095	0.06097754	7.07618234	0.28979101	0.00712837
17	4.301794E+4	7.555325E+7	1.694418E+7	7.974938E+4	7.469755E+7	158654.0395	34105.93604
18	0.00551218	0.00693548	0.00885065	0.01876434	0.13393480	0.11187831	0.00551218
19	0.0012525071	0.01661039	0.26418161	0.012957474	0.26418161	0.02702564	0.0012525071
20	0.00086491	0.56099429	0.35950147	0.05563105	9.56709091	0.41550289	0.00086490
21	0.1814943	4.1689152	33.624865	0.2106728	26.9151058	7.7368775	0.1814943
22	3.39997E+3	5.885228E+3	5.567073E+3	483.32350	8.108606E+5	8378.444731	179.3335177
23	2.12289246	5.68622712	8.14877184	2.12333274	1.132110E+3	17.86916266	1.978953145
24	0.99685339	Failed	0.99685339	3.6361175	3.936153E+5	40.36491692	0.52007113
25	0.44499232	2.79312763	2.79312763	1.43570424	7.891489E+2	6.80895741	0.444992322
26	0.08897309	0.62251302	0.08897309	0.62251342	1.35478951	78.40704417	0.005260412
27	3.289399E+3	3.291632E+3	4.317044E+3	4.375858E+3	7.646795E+3	4433.438896	6.681978318
28	0.65965216	No solution	0.02493958	2.84091799	1.090121E+4	3.65573320	0.02493958
29	0.00073779	0.70660012	0.72451259	0.49538789	0.72451259	0.38729520	0.000737787
30	0.66930130	0.46183999	0.46183999	0.651761430	2.476439E+4	999.2931747	0.461594701
31	2.24560393	5.38894747	8.214714E+4	13.93232765	1.000686E+5	17.07814305	2.24560393
32	1.742015E+2	1.742015E+2	1.742015E+2	1.742015E+2	7.084184E+3	183.6248605	8.31641750
33	2.46322E-20	6.89358250	39.02123764	0.84093052	1.090936E+5	8.64425832	5.16987E-26
34	0.01228654	0.14654921	0.01237477	0.01237477	0.01228654	0.35758658	0.010808142
35	75.57370284	3.296046E+2	4.625350E+2	329.78055817	6.570858E+3	814.3733233	30.02585461
36	0.81336718	1.461242E+3	1.178249E+3	1330.351267	1.085889E+4	1606.349399	0.81336718
37	0.00085308	0.00069673	0.00069673	0.00388164	0.00085308	0.00868975	0.00069673
38	7.176911E+2	7.176883E+2	1.475831E+6	7.165598E+2	1.584736E+6	1199841.698	676.71429733
No. of Success	13	1	2	0	1	0	38

## 5 Discussion and Conclusion

Based on the new proposed PCC benchmark as well as the classical NIST test datasets, seven of today's best global optimization solvers were checked and compared in terms of effect and efficiency in the area of nonlinear curve fitting. All test problems in NIST benchmark and PCC benchmark are characterized by small-scale with the maximum parameter numbers less than or equal to 8, and the larger-scale problems are not included and discussed in this study. When evaluating GOAs or global optimization solvers, although it is not necessarily guaranteed that a GOA or solver works well for small-scale optimization problems will also work well for large-scale problems, it is certain that a GOA or solver which does not work well for small-scale problems definitely won't work well for large-scale problems. Therefore, the problems with small-scale and free search domain but high difficulty are more suitable for testing and verifying the effectiveness of GOAs or global optimization solvers. In addition, while all the solvers demonstrate an overall good performance in NIST benchmark, their comparative results in PCC benchmark differ significantly from each other and often fail to find to global solution most of the time, except for 1stOpt, which is able to find the certified solution in NIST benchmark every time and obtain the best solution for most problems in PCC benchmark. This suggests that the PCC benchmark is more distinguishable, challenging, and more suitable in testing the performance of GOA in the field of nonlinear curve fitting.

There are three points that need special attention. The first one is that the proposed PCC benchmark test dataset are very complicated global optimization problems, and it is currently

impossible to theoretically prove that the best results obtained in this study are the true global optimization solutions, therefore, the best results obtained for each problem so far have been considered as the global optimization solutions, and there might exist better results and be found in the future. Secondly, each solver comes along with various configuration options, different choices of these settings may lead to different results, even the same solver in different versions may produce varying outcomes, for example, for 1stOpt, if adding one statement “Hardness = 2” (the default value is 1), the average success percentage rate will increase about 20%, of course, with more time; In this study, the default settings are used for all GOA solvers. Thirdly, since this study primarily focuses on nonlinear curve fitting, the results and conclusions obtained in this study may not necessarily apply to other types of global optimization problems.

The following preliminary conclusions can be concluded:

- 1) The PCC benchmark test dataset proposed by the authors in this paper is in low dimension but high difficulty, and is challenging enough to test and verify the performance of current GOAs, as well as assists algorithm developers to improve their algorithm based on the test result on PCC benchmark.
- 2) In terms of effect, for the NIST benchmark, 1stOpt, Baron, Lingo, Antigone, Couenne, Scip and Matlab-GA were ranked from best to worst; For the PCC benchmark, 1stOpt performed the best, Baron and Couenne were second and third, respectively, Antigone and Scip tied for fourth, and Lingo and Matlab-GA perform the worst;
- 3) In terms of efficiency, for the NIST benchmark, the order from highest to lowest is Baron, Couenne, Scip, Antigone, 1stOpt, Matlab-GA and Lingo; For the PCC benchmark, Antigone, Couenne, Scip, Lingo and Matlab-GA cannot be counted since extremely low success rates, and for the remained 1stOpt and Baron, the former is about twice high than the latter.
- 4) The NIST benchmark is mainly used to test LOAs or local optimization solvers, as it is relatively too simple and thus not well suited for testing GOAs or global optimization solvers.
- 5) In the test process, it is not enough to consider only the objective function values, but the corresponding parameter values should also be taken into account; otherwise, it will be impossible to accurately determine whether the result obtained is the global optimal solution or a local one.
- 6) The two types of GOAs used in the 1stOpt and Baron perform well overall and have the potential and possibility to replace the traditional LOA in optimization problems of nonlinear curve fitting.

Because of strong demand, more and more GOA and solvers are appearing, a reliable and high-quality benchmark that can effectively distinguish among these optimization algorithms becomes crucial. Under this circumstance, the PCC benchmark for nonlinear curve fitting is proposed for the first time, which is a unique test dataset and can be employed for efficiently test the performance of a GOA or relative solver within a short time.

In the future, it is necessary to test GOAs or GOA solvers with the problems of more undetermined parameters, and expands from the field of nonlinear curve fitting to other areas of global optimization problems.

**Data Availability** All the data are reported in the paper.

## References

1. Beiranvand, V., Hare, W. & Lucet, Y. Best practices for comparing optimization algorithms. *Optim Eng* 18, 815–848 (2017). <https://doi.org/10.1007/s11081-017-9366-1>
2. Belotti, P., Lee, J., Liberti, L., Margot, F., Wächter, A.: Branching and bounds tightening techniques for non-convex MINLP. *Optim. Method. Softw.* 24(4–5), 597–634 (2009)
3. Bestuzheva, K., Besançon, M., Chen, W.K., Chmiela, A., Donkiewicz, T., van Doornmalen, J., Eifler, L., Gaul, O., Gamrath, G., Gleixner, A., et al., 2021. The SCIP optimization suite 8.0. arXiv preprint arXiv:2112.08872.
4. Cao, Y., Zavala, V.M. A scalable global optimization algorithm for stochastic nonlinear programs. *J Glob Optim* 75, 393–416 (2019). <https://doi.org/10.1007/s10898-019-00769-y>
5. Dorigo, M., Birattari, M., & Stutzle, T. (2006). Ant colony optimization. *IEEE computational intelligence magazine*, 1(4), 28–39.
6. E. Goodarzi, M. Ziaei, and E. Z. Hosseini pour, “Optimization analysis using LINGO and MATLAB,” in *Introduction to Optimization Analysis in Hydrosystem Engineering*, vol. 25, pp. 149–193, Springer, 2014.
7. F. Glover, Future paths for integer programming and links to artificial intelligence, *Comp. Oper. Res.* 13(1986)533-549.
8. Gergel, V., Sergeyev, Y.: Sequential and parallel algorithms for global minimizing functions with lipschitzian derivatives. *Computers and Mathematics with Applications* 37(4), 163–179 (1999). DOI [https://doi.org/10.1016/S0898-1221\(99\)00067-X](https://doi.org/10.1016/S0898-1221(99)00067-X). URL <https://www.sciencedirect.com/science/article/pii/S089812219900067X>
9. Ghildyal V., Sahinidis N.V. (2001) Solving Global Optimization Problems with Baron. In: Migdalas A., Pardalos P.M., Värbrand P. (eds) *From Local to Global Optimization. Nonconvex Optimization and Its Applications*, vol 53. Springer, Boston, MA. [https://doi.org/10.1007/978-1-4757-5284-7\\_10](https://doi.org/10.1007/978-1-4757-5284-7_10)
10. Hey, A.M.: Towards Global Optimisation 2. *Journal of the Operational Research Society* 30(9), 844 (1979). DOI 10.1057/jors.1979.201. URL <https://doi.org/10.1057/jors.1979.201>
11. Iterative Data Fitting (non-linear least-squares / non-linear regression), Igor Pro, WaveMetrics, Inc., <https://www.wavemetrics.com/products/igorpro/dataanalysis/curvefitting>
12. J. Kennedy and R. Eberhart, "Particle swarm optimization," *Proceedings of ICNN'95 - International Conference on Neural Networks*, Perth, WA, Australia, 1995, pp. 1942-1948 vol.4, doi: 10.1109/ICNN.1995.488968.
13. J.H. Holland (1975) *Adaptation in Natural and Artificial Systems*, University of Michigan Press, Ann Arbor, Michigan; re-issued by MIT Press (1992).
14. v56. Jones, D.R., Perttunen, C.D., Stuckman, B.E.: Lipschitzian optimization without the Lipschitz constant. *Journal of Optimization Theory and Application* 79(1), 157–181 (1993). DOI 10.1007/BF00941892
15. Khajavirad, A. and N. V. Sahinidis, A hybrid LP/NLP paradigm for global optimization relaxations, *Mathematical Programming Computation*, 10, 383-421, 2018.
16. Kirkpatrick, S., Gelatt, Jr., C.D., Vecchi, M.P.: Optimization by simulated annealing. *Science*, 220, 671–680 (1983)
17. Liu, J., Ploskas, N. & Sahinidis, N.V. Tuning BARON using derivative-free optimization algorithms. *J Glob Optim* 74, 611–637 (2019). <https://doi.org/10.1007/s10898-018-0640-3>

18. Luo, X.L.; Xiao, H. Continuation Newton methods with deflation techniques and quasi-genetic evolution for global optimization problems. arXiv 2021, arXiv:2107.13864.
19. MathWork, Inc. Global Optimization Toolbox, <https://www.mathworks.com/help/gads/>
20. M. Dorigo and T. Stützle, "Ant Colony Optimization: Overview and Recent Advances," in Handbook of Metaheuristics, vol. 272, M. Gendreau, J.-Y. Potvin, Eds., Springer, Cham, 2019, pp. 311–351. [Online]. Available: [https://doi.org/10.1007/978-3-319-91086-4\\_10](https://doi.org/10.1007/978-3-319-91086-4_10)
21. M. M. Eusuff, K. Lansey, F. Pasha, "Shuffled frog-leaping algorithm: a memetic meta-heuristic for discrete optimization," Engineering Optimization, vol. 38, no. 2, pp.129–154, 2006
22. Maarooof, B.B., Rashid, T.A., Abdulla, J.M. et al. Current Studies and Applications of Shuffled Frog Leaping Algorithm: A Review. Arch Computat Methods Eng 29, 3459–3474 (2022). <https://doi.org/10.1007/s11831-021-09707-2>
23. Misener, R., Floudas, C.A. ANTIGONE: Algorithms for coNTinuous / Integer Global Optimization of Nonlinear Equations. J Glob Optim 59, 503–526 (2014). <https://doi.org/10.1007/s10898-014-0166-2>
24. Michael Li & Lily D. Li (2020) A Novel Method of Curve Fitting Based on Optimized Extreme Learning Machine, Applied Artificial Intelligence, 34:12, 849–865, DOI: 10.1080/08839514.2020.1787677
25. Misener, R., Floudas, C.A. GloMIQO: Global mixed-integer quadratic optimizer. J Glob Optim 57, 3–50 (2013). <https://doi.org/10.1007/s10898-012-9874-7>
26. Montanher, T., Neumaier, A. & Domes, F. A computational study of global optimization solvers on two trust region subproblems. J Glob Optim 71, 915–934 (2018). <https://doi.org/10.1007/s10898-018-0649-7>
27. N. Sahinidis and M. Tawarmalani, "GLOBAL OPTIMIZATION WITH GAMS/BARON", 2014.
28. Neumaier, A., Shcherbina, O., Huyer, W. et al. A comparison of complete global optimization solvers. Math. Program. 103, 335–356 (2005). <https://doi.org/10.1007/s10107-005-0585-4>
29. Nikolaos V. Sahinidis (2009) Global optimization, Optimization Methods and Software, 24:4–5, 479–482, DOI: 10.1080/10556780903135287
30. NIST: StRD Nonlinear Least Squares Regression Datasets. [https://www.itl.nist.gov/div898/strd/nls/nls\\_main.shtml](https://www.itl.nist.gov/div898/strd/nls/nls_main.shtml)
31. Poli, R., Kennedy, J. & Blackwell, T. Particle swarm optimization - An overview. Swarm Intell 1, 33–57 (2007). <https://doi.org/10.1007/s11721-007-0002-0>.
32. Sahinidis, N.V. BARON: A general purpose global optimization software package. J Glob Optim 8, 201–205 (1996). <https://doi.org/10.1007/BF00138693>
33. Sahinidis, N.: Global optimization and constraint satisfaction: the branch-and reduce approach. In: Blier, C., Jermann, C., Neumaier, A. (eds.) Global Optimization and Constraint Satisfaction. LNCS, vol. 2861, pp. 1–16. Springer, Heidelberg (2003)
34. Shubert, B.O.: A sequential method seeking the global maximum of a function. SIAM Journal on Numerical Analysis 9, 379–388 (1972). DOI 10.1137/0709036
35. Stefan Vigerske & Ambros Gleixner (2018) SCIP: global optimization of mixed-integer nonlinear programs in a branch-and-cut framework, Optimization Methods and Software, 33:3, 563–593, DOI: 10.1080/10556788.2017.1335312
36. Storn, Rainer, 1996. On the usage of differential evolution for function optimization. In: Proceedings of North American Fuzzy Information Processing. IEEE.
37. Storn, R., Price, K., 1996. Minimizing the real functions of the ICEC'96 contest by differential

- evolution. In: Proc. IEEE Conf. Evol. Comput., pp. 842–844.
38. Stripinis, L., Paulavičius, R.: DIRECTGOLib - DIRECT Global Optimization test problems Library (2022). DOI 10.5281/zenodo.6617799. URL <https://doi.org/10.5281/zenodo.6617799>
  39. Sysoyev A., Barkalov K., Sovrasov V., Lebedev I., Gergel V. (2017) Solving Time-Consuming Global Optimization Problems with Globalizer Software System. In: Voevodin V., Sobolev S. (eds) Supercomputing. RuSCDays 2017. Communications in Computer and Information Science, vol 793. Springer, Cham. [https://doi.org/10.1007/978-3-319-71255-0\\_9](https://doi.org/10.1007/978-3-319-71255-0_9)
  40. Xianyun Cheng, Fuxin Chai, Jing Gao, Kelei Zhang. 1stOpt and Global Optimization Platform——Comparison and Case Study. Proceedings of 2011 4th IEEE International Conference on Computer Science and Information Technology (ICCSIT 2011) VOL. 04
  41. Xin-She Yang, A new metaheuristic bat-inspired algorithm, in: Nature-Inspired Cooperative Strategies for Optimization (NISCO 2010), Springer, pp. 65–74 (2010).
  42. Xin-She Yang, Xingshi He, Bat algorithm: literature review and applications, Int. J. Bio-Inspired Computation, vol. 5, no. 3, 141–149 (2013).
  43. Xin-She Yang, Cuckoo Search and Firefly Algorithm: Theory and Applications, Springer, (2013)
  44. X. Li, Z. Shao, J. Qian, An optimizing method base on autonomous animates: fishswarm algorithm, Systems Engineering Theory and Practice 22 (2002) 32–38.
  45. Youdong Lin & Linus Schrage (2009) The global solver in the LINDO API, Optimization Methods and Software, 24:4-5, 657-668, DOI: 10.1080/10556780902753221
  46. Zhang Hao, Zhu Yunlong, Chen Hanning. Root growth model a novel approach to numerical function optimization and simulation of plant root system [J]. Soft Computing, 2014, 18(3): 521-537.



## Appendix: Detailed Results of PCC Benchmark Test Dataset

The appendix gives the detailed results from each solver of all 36 problems in the PCC Benchmark test dataset, including the objective function values, parameter values and time used, the rows with dark background colors in the table represent the best solution obtained by the corresponding solvers.

Appx. Table 1: Detailed Results of Problem 1

Solver	Obj. Values	2 Parameters	Time (s)
Baron	1.333068E-13	0.21903333E-006, 0.9735653921E-013	0.1
Antigone	1.33307E-13	0.00000022, 0.00000000	0.1
Couenne	1.33307E-13	0.00000022, 0.00000002	0.1
Lingo	1.33307E-13	0.00000022, 0.00000000	0.1
Scip	2.97525E-13	0.00000150, -0.43631118	0.2
Matlab-GA	3.593366E-13	0.00522131, -3.37873144	1.5
1stOpt	5.938663E-16	1.59002014E-12, 3.45494899	0.1

Appx. Table 2: Detailed Results of Problem 2

Solver	Obj. Values	6 Parameters	Time (s)
Baron	0.00299032	-1.60803, -4.99863E+2, -0.100267, 4.93408E+3, -1.422547, 1.8405E+2	3.0
Antigone	0.00391558	-1.61605, -4.99906E+2, -0.100115, -5.28469E+6, -3.38096, 1.5719E+3	10.0
Couenne	0.00688819	-1.623335, -0.712666, -0.100107, 0.886066, -0.00000869, -1.73346776	4.3
Lingo	0.00431527	-1.613085, -5.588210, -0.1013398, -0.00008276, 0.9129759, -0.777444	2.0
Scip	4.665052E+2	0.913187, -2.47673E+1, -0.094116, 0.1486097, 0.02017663, -0.811161	4.5
Matlab-GA	0.007932975	-1.5927888, -499.20744, -0.1003532, 689.8065, -0.446666, -32.457549	16.0
1stOpt	0.000745813 (50% Pr.)	[-1.519158, -542.37158, -0.099986, 0.0002517, 2.444117, -13.210135], [-1.519158, -499.7221, -0.099986, -592291.7768, -2.444118, 11.21013]	7.0

Appx. Table 3: Detailed Results of Problem 3

Solver	Obj. Values	6 Parameters	Time (s)
Baron	0.01005775	0.7326377, 0.0188533, 3.5886105, 0.3834541, 0.00000139, 3.064187	1.0
Antigone	0.01590848	-0.4843523, 9.610936, -1.5463586, 0.7858020, 0.0366302, 0.6767113	122
Couenne	0.01590848	-0.4843523, 9.610942, -1.54635896, 0.785802, 0.0366302, 0.6767113	1.5
Lingo	0.04949805	-0.75358556, -1.520213, 0.049488, -0.00757813, 0.00003073, 64.7367	0.5
Scip	0.11571187	-0.778474, 7.089495, 0.81466366, 0.2876983, -0.9579807, -0.033699	1.0
Matlab-GA	0.04149313	-0.16432536, 477.0499, 3.9550722, 0.987716, 0.3888601, 0.45152857	11.0
1stOpt	0.000916735 (90% Pr.)	0.698457, 6.143456E-10, 6.3195982, 0.420541, 0.1720433, 2.433167	6.0

Appx. Table 4: Detailed Results of Problem 4

Solver	Obj. Values	6 Parameters	Time (s)
Baron	0.00000011	0.0011895, 0.119137, 1.471494, 7.799656, 7.400285E+4, 4.442459E+7	3.7
Antigone	0.05778266	1.0000E+6, 0.000000, 44.027819, -4.6334846, -8.9400E+3, -1.000E+5	5.0

Couenne	0.09833024	0.000000, 0.000000, 1.77636E-15, 0.000000, 0.000000, -0.49999999	1.0
Lingo	0.00061758	0.630024, 0.578827, 0.00147435, 0.5000, -1.44463E+8, 8.807665E+9	18.0
Scip	0.05938093	0.02321082, 0.000000, 0.89233118, -0.366352, 0.7366682, 8.186676	1.0
Matlab-GA	0.025760299	-369.034254, 1.2718887, 63.789170, -2.2343045, 94.21665, 409.132	10.0
1stOpt	1.5306075E-26	[0.0022116, -0.1282624, 1.385715, 7.33447, 8.57023E-5, -0.0536963], [0.0022116, 0.1282624, 1.385715, 7.33447, 8.57023E-5, -0.0536963]	20

Appx. Table 5: Detailed Results of Problem 5

Solver	Obj. Values	6 Parameters	Time (s)
Baron	60.74644712	2.30748E+8, -3.0972E+3, -0.461796, 1.37617E+6, -0.170895, -8.0639	1.5
Antigone	25.55889645	0.0011582, -0.99999, -0.0003777, 0.0003752, 1.002964, -4.59367E+1	2.0
Couenne	1.015841E+3	-1.400E+1, 0.0098947, -0.1732868, -1.10083278, 0.003232, 2.268599	16.0
Lingo	9.057286E+2	-1.1343E+12, -5.59485E+9, -0.518279, 1.04261E+9, 2.43023, 27.1325	3.0
Scip	2.518579E+4	1.19207E+2, 0.000000, 1.30343E+4, 8.8713E+6, -3.5253E+2, 14.4588	1.0
Matlab-GA	1314.3774608	146.513295, 150.42967, 9.8764265, -0.1735306, 0.567057, -13.95439	4.2
1stOpt	2.751590632 (10% Pr.)	153.2675, 0.00059321, -0.9574511, -4.799846E-9, 9.262531, 9.039135	30

Appx. Table 6: Detailed Results of Problem 6

Solver	Obj. Values	6 Parameters	Time (s)
Baron	0.06097893	3.378793, -2.3512E+2, -0.0026883, 2.35327E+2, -0.999771, 0.637151	0.5
Antigone	0.07899019	2.32539E+8, 0.051086, -0.0173788, -1.7903E+1, 0.0067516, 0.656033	1.5
Couenne	0.05843872	3.433563, 0.435675, -0.00194228, -0.24423888, -1.163909, 0.6347529	150
Lingo	0.06097754	3.378777, -3.79688E+2, -0.002679, 3.798948E+2, -0.999858, 0.637191	1.0
Scip	3.84683560	1.14107E+3, 0.333142, -0.0167729, -5.245502, -0.1537995, -3.208953	3.0
Matlab-GA	0.611337649	22.95958, -0.0248411, 0.1698506, -1.6531279, 0.2104147, 1.2402976	32
1stOpt	0.007128369 (50% Pr.)	-1.103458E-7, -0.062913, 0.0103969, 21.45572, 0.0451212, 217.97633	31

Appx. Table 7: Detailed Results of Problem 7

Solver	Obj. Values	6 Parameters	Time (s)
Baron	1.54802194	39.27304, 1.00E+10, -2.52723E+3, -0.296194, -0.782884, 0.7765362	1.5
Antigone	7.50860528	88.67655, -1.46758E+3, 6.703762, -1.0269E-11, -0.565588, -0.895752	460
Couenne	0.07730189	1.28519E+2, 2.995653, -3.7568E+11, -1.270304, 0.0885004, -3.618028	30.0
Lingo	1.39222663	40.274686, 1.250E+9, -5.34681E+3, -0.338129, -0.7166243, 0.7418804	29.0
Scip	57.9845223	1.642108E+2, -1.52716E+1, 34.0070, -0.189542, 0.052501, -0.797417	7.0
Matlab-GA	24.5993411	65.49948, -66.11828, 168.2011, -0.17564897, -0.3547658, -0.0463128	4.5
1stOpt	0.00389328 (80% Pr.)	48.6653, 3385.108, -7438273877.457, -1.052315, -0.248421, 0.396466	4.0

Appx. Table 8: Detailed Results of Problem 8

Solver	Obj. Values	5 Parameters	Time (s)
Baron	15.16351237	0.06368604, 0.01841413, 2.580498E+4, -2.47131E+5, -3.75806394	4.5
Antigone	2.71051E-20	8.817284E+5, -0.00340865, 8.819610E+5, -2.92314E+2, -6.49983E+5	76.0
Couenne	16.74389478	0.01465789, 0.02241918, -0.00012564, -4.48746E+3, -0.61280977	54.0

Lingo	6.46699570	1.25885E-14, 0.09915911, -5.03004E+3, 3.58516943, 5.103937E+3	1.5
Scip	17.40494834	0.61573812, -0.20406817, 2.580498E+4, -2.30074E+3, 0.11264082	1.0
Matlab-GA	46.33834746	7776.13393, -0.021297289, -286.317898, 128.05021808, 440.754761	36
1stOpt	1.251867E-25 (80% Pr.)	1.11507877E-7, 0.065751, -4246745414541.75, -7737.47846, 0.618599	50.0

Appx. Table 9: Detailed Results of Problem 9

Solver	Obj. Values	6 Parameters	Time (s)
Baron	1191.52859	142.04000, -6.25410, -40.87474, -89098.74499, -355.08261, 334.37932	0.5
Antigone	1.723727E+3	11.06580, 3.32621, -1.3208E+2, -0.009648, -2.79855E+1, 2.065587E+2	1.0
Couenne	1.864564E+3	-1.04526E+1, 12.88994, 1.69229E+2, -0.993329, 26.64630, 1.29674E+2	11.0
Lingo	1971.28317	-1.114108, -0.155708, -0.90966, -1.322834, -548.57442, 391.483335	1.0
Scip	1.864564E+3	-1.04526E+1, 12.88994, 1.69229E+2, -0.993329, 26.64630, 1.29674E+2	1.0
Matlab-GA	1.77714e+03	-9.648325, 2.33937, 1.85718e+02, 0.18096, 24.530841, 1.250866e+02	9.0
1stOpt	0.36669200 (80% Pr.)	1365.39674, 0.008109, -58.79124, -1.01059, -3409.99558, 789.31695	5.0

Appx. Table 10: Detailed Results of Problem 10

Solver	Obj. Values	7 Parameters	Time (s)
Baron	0.06654203	2.33075928, -2.25324443, -0.00095946, 3.07215727, -0.63459110, -0.00028578, 91.23020201	34.0
Antigone	1.82332649	-1.33733E+4, 5.716890E+3, 3.56488E-12, -1.50969E+5, 6.668214E+3, 3.35341E-12, -1.47471E+5	1.0
Couenne	4.08569134	0.00000000, 0.76163414, -2.00000000, 1.785858E+2, 0.00002182, 0.00000133, -2.78400E+3	1.0
Lingo	0.07865553	6.203525E+3, -6.20178E+3, -8.17912E-9, 75.82557436, -2.00401632, -0.00117016, 2.91544137	1.0
Scip	10.97874268	0.86313467, -4.23348E+1, -5.79610047, 1.555727E+2, -6.52202E+3, -6.00000E+2, -8.00000E+2	1.0
Matlab-GA	0.16307029	1.81939856, 34.43146047, -6.56578017, 179.18632377, -1.80416000, -0.00134009, 5.405509675486806	2.0
1stOpt	0.06654202	2.33075927, -2.25324442, -0.00095946, 3.07215726, -0.63459109, -0.00028577, 91.23020201,	4.0

Appx. Table 11: Detailed Results of Problem 11

Solver	Obj. Values	7 Parameters	Time (s)
Baron	0.00704569	-2.74112E+2, 25.45637012, 2.741512E+2, -0.09894504, 19.23286049, 0.01740064, -0.67053062	15.0
Antigone	0.00729984	2.625293E+6, -2.49777E+5, -2.62578E+6, -0.10198578, -2.01777E+5, 0.01705535, 6.825573E+3	69.0
Couenne	3.258914E+4	0.00000000, 0.00000000, 0.00000000, 0.00000000, 0.00000000, 0.00000000, 0.00000000	1.0
Lingo	0.01864764	-4.27401E+1, -2.90239558, 42.74192082, 0.06352225, 0.11210860, 0.08316135, 0.06016641	1.0
Scip	0.01864764	-4.27401E+1, -2.90239558, 42.74192082, 0.06352225, 0.11210860, 0.08316135, 0.06016641	1.0
Matlab-GA	4.43442032	909.398702, 96.8342394, -738.058802, 0.02275045, 321.25258464, -0.06821197, 0.68506228	6.0
1stOpt	0.007045685	-274.112079, 25.45637116, 274.151612, -0.09894482, -0.67053013, 19.23284579, 0.017400647	15.0

Appx. Table 12: Detailed Results of Problem 12

Solver	Obj. Values	8 Parameters	Time (s)
Baron	5.634793E+3	2.113840E+3, -1.56799E+3, -4.65043E+5, 18.59414811, 1.04008545, 4.658367E+5, 18.61606476, 1.04010431	60.0
Antigone	7.509296E+3	1.792470E+5, -1.47605E+2, 1.057384E+3, 26.26556134, 1.04377024, -1.79667E+5, 0.00000007, -1.00000E+6	2.0
Couenne	1.440851E+5	9.209378E+3, -1.51625E+4, 7.973932E+3, 0.00000047, -4.31830E+1, -2.05465E+3, -2.45373E+1, 010.97711556	10.0
Lingo	2.571216E+6	4.390761E+2, -4.56087E+2, 4.390761E+2, 0.00000000, 0.00000000, 4.390761E+2, 0.00000000, 0.00000000	1.0
Scip	2.586745E+6	3.082181E+2, 2.717571E+2, 1.193267E+2, 0.00000000, 0.00000000, 1.193267E+2, 0.00000000, 0.00000000	1.0
Matlab-GA	6142.972817	-1195.251006, 1248.330659, 503.5691175, -22.26412009, 0.93263219, 1180.1472491, 24.40550212, 1.04253165	25.0
1stOpt	1391.501878	466.131697, -205.728688, 1082.883499, -27.64683369, 1.04396274, -95.64724535, -148.59051485, 1.04468788	8.5

Appx. Table 13: Detailed Results of Problem 13

Solver	Obj. Values	5 Parameters	Time (s)
Baron	24.83018843	-5.76532E+3, 1.155179E+4, 0.03910648, 0.00998102, -0.36340820	1.0
Antigone	2.117121E+4	1.71035827, -1.69915681, -5.62500E+5, -0.00001761, 0.00001761	1.0
Couenne	24.99678686	-7.58272E+3, 1.514634E+4, 1.02975352, 0.36379981, 0.00708805	14.0
Lingo	33.35848010	-7.32422E+6, 1.464846E+7, 0.00003183, 0.00000771, -0.35529737	660.0
Scip	24.83018364	-5.78162E+3, 1.158439E+4, 0.96100471, -0.36341288, 0.00995152	1.0
Matlab-GA	4190.433475	0.93022734, 1.90764562, 75.26010117, -9.44321620, 9.29816318	2.0
1stOpt	24.83018363	-5781.625354, 11584.4006729, 0.03899525, 0.00995151, -0.36341288	2.5

Appx. Table 14: Detailed Results of Problem 14

Solver	Obj. Values	5 Parameters	Time (s)
Baron	4.067720E+2	32.62160788, -1.47156E+2, -0.70775567, 1.32217E+15, -1.98453E+1	4.0
Antigone	33.82722561	6.84665005, 9.899551E+5, 2.71799837, -9.89955E+5, 2.71799837	64.0
Couenne	4.508885E+2	56.57155475, 2.71247E-10, 0.11751213, -8.03590E+1, -0.22170130	8.0
Lingo	25.25308277	5.17113395, 2.36035084, 2.40494700, -2.34875359, 2.40601371	3.0
Scip	25.25308388	5.17112097, -3.25522448, 2.40586326, 3.26682183, 2.40509306	1.0
Matlab-GA	411.5534198	38.60769300, -118.39477447, -0.51680714, 540.13847085, -1.18503202	7.5
1stOpt	0.909227034	-1.49546149, 1.35117337, 0.76999609, -1.28596489E-13, 7.27408071	7.0

Appx. Table 15: Detailed Results of Problem 15

Solver	Obj. Values	6 Parameters	Time (s)
Baron	0.29936497	89.64131684, 0.00034900, 0.08923089, 1.152045E+2, 45.90368506, -0.03534606	1.0
Antigone	1.75498593	86.47537694, -0.06079708, 0.02388325, 8.615526E+7, -2.29546E+8, -0.06184580	5.0
Couenne	9.607825E+4	0.00000000, 0.00000000, 0.00000000, 0.00000000, 0.00000000, 0.00000000	

Lingo	0.98870723	19.14763322, -0.50000142, 0.00334531, 53.58551771, 0.00004210, 0.11457453	11.0
Scip	6.586250E+2	1.811573E+4, 1.397261E+4, -8.30737E+2, -1.80225E+4, -1.99696E+2, -1.94744E+3	1.0
Matlab-GA	68.55265925	87.95324350, 0.05462706, 0.03971266, 59.05571081, 6.57603868, -0.04870532	5.5
1stOpt	0.299364969	89.64131554, 0.00034900, 0.08923089, 115.20457437, 45.90369795, -0.03534605	3.0

Appx. Table 16: Detailed Results of Problem 16

Solver	Obj. Values	6 Parameters	Time (s)
Baron	0.03495035	3.66108963, 0.12571991, -0.00010718, -0.00000023, -7.60002442, 0.61030587	2.5
Antigone	0.06097539	3.37886196, -7429.15, -0.0026876, 7429.357, -0.99999276, 0.63714881	3.0
Couenne	0.09270095	4.18124473, 0.0750258, -0.369909, -0.03390706, 1.83138218, -1.47349466	1.5
Lingo	0.06097754	3.37877681, -379.688, -0.00267922, 379.8948, -0.99985833, 0.63719085	1.0
Scip	7.07618234	348.1798, -0.01766722, 0.10522572, -4.22029998, 0.08294398, 0.85904795	10.0
Matlab-GA	0.28979101	6.89667282, 0.08000000, 0.34807958, -0.37989770, -0.10160383, 1.22222846	3.6
1stOpt	0.00712837	-1.10289481E-7, -0.06291472, 0.01039641, 21.45616947, 0.04512023, 217.96391230	8.0

Appx. Table 17: Detailed Results of Problem 17

Solver	Obj. Values	5 Parameters	Time (s)
Baron	4.301794E+4	1.00000E+10, 0.85333953, -0.14580455, 1.662712E+2, -3.34923342	23.0
Antigone	7.555325E+7	0.00000000, 0.00000000, 0.00000000, 0.00000000, 0.00000000	1
Couenne	1.694418E+7	3.194804E+3, 17.10800000, 1.940918E+8, -2.10000000, 1.00000000	1.0
Lingo	7.974938E+4	7.780503E+7, -2.50000E+9, -2.44338E+9, 6.925638E+2, -1.84715161	15.0
Scip	7.469755E+7	0.00019489, 1.00316225, 0.00317225, -1.03510E+1, 1.00000175	1.0
Matlab-GA	158654.0395	382.23268780, 663.73749754, 15.24850232, -3.13400036, 0.87681539	7.1
1stOpt	34105.93604	978429282056.723, 0.85603224, -0.148796, 101.1984159, -4.71601407	3.5

Appx. Table 18: Detailed Results of Problem 18

Solver	Obj. Values	6 Parameters	Time (s)
Baron	0.00551218	-1.14314E+2, -3.80969028, 65.50591494, -0.00138626, 0.13612078, -6.53153E+1	1.5
Antigone	0.00693548	-9.65760E+1, -3.65786062, -4.28675E+5, 0.00000002, -0.00002268, 4.286747E+5	5.0
Couenne	0.00885065	-1.71647E+2, -4.46163263, 14.48185594, -1.04407097, 0.55786212, 0.22946538	0.5
Lingo	0.01876434	29.66746159, -0.81018709, 61.21006510, -0.03166914, -0.23077972, -5.32738E+1	0.3
Scip	0.13393480	-1.84009E+2, -0.05786949, 5.385833E+5, -0.00007248, -0.00001633, -5.38355E+5	2.0
Matlab-GA	0.11187831	-39.52428458, -7.27143440, 137.01074921, -2.13101494, -0.94217367, 0.65051835	1.9

1stOpt	0.00551218	-114.31450705, -3.80969036, 65.50588759, -0.00138626, 0.13612083, -65.31525149	4.0
--------	------------	--	-----

Appx. Table 19: Detailed Results of Problem 19

Solver	Obj. Values	5 Parameters	Time (s)
Baron	0.0012525071	2.800484, -0.252724, 0.01714066, -1.1677863470, 0.5195859673	1.5
Antigone	0.01661039	3.889934E+4, 1.472099E+5, -2.39497E+4, 1.78739419, -0.11036775	1.0
Couenne	0.26418161	-0.00128909, -0.40676589, 0.04084441, 2.80579502, -0.26006925	1.0
Lingo	0.012957474	0.18830221, 0.36225587, -0.8601513E-01, 1.945311507, -1.129558395	1.0
Scip	0.26418161	-0.00128909, -0.40676589, 0.04084441, 2.80579502, -0.26006925	1.0
Matlab-GA	0.02702564	17.29731664, 72.62639522, -11.68396586, 1.63329362, -0.07439744	5.0
1stOpt (80% Pr.)	0.0012525071	2.800484, -0.252724, 0.01714066, -1.1677863470, 0.5195859673	2.5

Appx. Table 20: Detailed Results of Problem 20

Solver	Obj. Values	4 Parameters	Time (s)
Baron	0.00086491	2.45379460, 0.00000000, 1.88303559, 5.26129573	1.0
Antigone	0.56099429	3.121775E+5, -1.14161888, -0.00000076, -9.77670E+5	1.0
Couenne	0.35950147	-1.16114E+1, 1.057125E+2, -0.28919925, 8.21986413	1.0
Lingo	0.05563105	-2.98702836, 39062501.2297, -1.2622715, 7.66175799	70.0
Scip	9.56709091	-3.12494E+5, -0.00000009, -4.95150278, 3.125008E+5	8.0
Matlab-GA	0.41550289	-23.30781084, 51.17599859, -0.21298225, 8.15429463	3.0
1stOpt (80% Pr.)	0.00086490	2.45379459, 2.61800799E-12, 1.88303559, 5.26129573	2.0

Appx. Table 21: Detailed Results of Problem 21

Solver	Obj. Values	6 Parameters	Time (s)
Baron	0.18149434	1.71260045, 2.727011E+5, -0.56767429, -6.93866083, 15.00250094, -3.26254261	78.8
Antigone	4.16891524	-2.09698E+5, 2.097201E+5, -0.00164362, 1.01538792, 0.02767342, 1.189979E+4	1.0
Couenne	33.62486495	6.90367883, 5.00679E-11, -0.32450746, 0.999905E+5-2.93270E+1, -1.59994E+1	1.0
Lingo	0.21067279	2.17931926, 9.190488E+3, -0.27546037, -3.11628838, 17.13682655, -4.21057831	20.0
Scip	26.91510583	7.34510077, 0.24721349, -0.82364514, -2.08982E+1, -3.50248732, -6.35319E+1	3.0
Matlab-GA	7.73687752	3.00939311, 168.72279853, -0.92629491, -55.02290357, 3.40948175, -10.92574611	10.0
1stOpt (80% Pr.)	0.181494338	1.71260230, 272701.205533, -0.56767387, -6.93865237, 15.00250991, -3.26254613	5.0

Appx. Table 22: Detailed Results of Problem 22

Solver	Obj. Values	6 Parameters	Time (s)
Baron	3.399997E+3	-2.08932E+2, 1.95000105, -2.94044740, 0.01315072, -2.16340504, -0.00667851	500.0
Antigone	5.885228E+3	-1.04390E+2, 0.91123275, 6.875000E+5, -1.00000E+6, -1.50488593, -0.00350768	25.0

Couenne	5.567073E+3	-0.00000144, -1.12122E+1, 4.656477E+2, 0.01514596, 0.52280678, 0.01838243	2.5
Lingo	483.32350	336.50619, -0.372915E-01, 0.10000E+11, -0.15517375, 41054012.932, -0.15163727	1.0
Scip	8.108606E+5	-4.52314E+2, 6.31871343, -0.68985984, 0.04403902, -0.00264650, 0.04438553	2.0
Matlab-GA	8378.444731	149.44676959, 1.25128791, -10.15528486, 0.010, -742.96027136, -0.36251651	3.0
1stOpt	179.3335177 (50% Pr.)	235.74202465, -0.58139127, 6.956965E-10, 0.23269268, 2.14678E-12, 0.23265419	4.0

Appx. Table 23: Detailed Results of Problem 23

Solver	Obj. Values	6 Parameters	Time (s)
Baron	2.12289246	7.662886E+7, 9.919645E+9, 1.85419863, 9.440589E+5, 0.00000093, 6.00359081	1.0
Antigone	5.68622712	-2.02833E+3, -0.59137709, 0.29308656, 0.04539261, 3.476075E+3, -0.38430063	0.5
Couenne	8.14877184	34.16682626, 5.113982E+4, 2.51760775, 0.31899285, 0.03985195, 1.65561449	3.0
Lingo	2.12333274	6.79914E+11, 9.08728E+13, 1.86198513, 8.378249E+9, 0.00000094, 5.99853452	1.0
Scip	1.132110E+3	0.00000000, 0.00000000, 0.50000000, 0.00000000, 0.00000000, -1.44269504	1.0
Matlab-GA	17.86916266	32.22348125, 240.48294814, 1.24511497, 0.20509204, -2.94714343, -0.72351801	17.8
1stOpt	1.978953145 (90% Pr.)	-50.76268102, -3665.045429, 1.67897488, -0.78081813, 4.6179945E-5, 4.53154207	4.0

Appx. Table 24: Detailed Results of Problem 24

Solver	Obj. Values	5 Parameters	Time (s)
Baron	0.99685339	1.828909E+3, 4.694089E+2, -4.75041E+2, 0.99857040, -8.46839E+5	1.0
Antigone	Failed		
Couenne	0.99685339	1.828911E+3, 4.694090E+2, -4.75041E+2, 0.99857040, -8.46840E+5	1.0
Lingo	3.6361175	283.07944, 0.3768249E-01, 6574443.0105, -2.330047145, -32909.6022	1.0
Scip	3.936153E+5	13.14988661, -0.01841645, -2.20260279, -0.21227055, 0.01309168	2.0
Matlab-GA	40.36491692	-71.13251807, -0.02761794, 80.2134613, 0.23131496, -7863.4636352	31.0
1stOpt	0.52007113 (20% Pr.)	-372.438433, -1989.2957928, 1992.77996, 0.99974684, -651705.52987	11.0

Appx. Table 25: Detailed Results of Problem 25

Solver	Obj. Values	6 Parameters	Time (s)
Baron	0.44499232	0.86085780, 26.39091755, -4.20854667, 0.00000000, 0.00031008, -0.37943320	1.0
Antigone	2.79312763	-4.66112129, -3.64374E+2, -1.82325586, -0.00016337, -1.24702E+1, 1.938834E+2	0.5
Couenne	2.79312763	-4.66112129, -2.44732E+1, -1.82325586, -0.00001097, -1.77039948, 9.94725960	1.5
Lingo	1.43570424	28.13228333, 1.608090E+8, 1.01507793, -4.99851E+9, -0.34938283, -0.39126432	118.0
Scip	7.891489E+2	18.68888889, -1.12410E+2, -7.92507378, 2.76111045, 55.59497440, 5.20803340	195.0

Matlab-GA	6.80895741	-20.67085107, 881.07869097, -0.82335712, 0.08683143, 11.18127667, 0.30365670	14.0
1stOpt	0.444992322 (50% Pr.)	0.86085782, 26.39091755, -4.2085467, -4.6205066E-11, 0.0003100812, -0.3794332	8.0

Appx. Table 26: Detailed Results of Problem 26

Solver	Obj. Values	6 Parameters	Time (s)
Baron	0.08897309	-3.67039077, -2.67616E+2, 40.14381031, 0.00000068, 28.59370576, 0.00298226	1.0
Antigone	0.62251302	0.07478335, 9.804494E+9, 61.91498574, 0.00331583, 14.99312007, 0.00014198	475.0
Couenne	0.08897309	-3.67039077, -2.67616E+2, 40.14381031, 0.00000068, 28.59370577, 0.00298226	1.0
Lingo	0.62251342	0.09062279, 1.758288E+8, 61.91519251, 0.00331584, 14.99313690, 0.00014198	1.0
Scip	1.35478951	-7.50582351, -2.62156E+2, -1.07589E+5, 0.00002368, 1.076548E+5, 0.00002365	1.0
Matlab-GA	78.40704417	0.78831320, 10086.4714999, 58.6185013, 0.00191607, 237.01935085, 189.23241894	25.0
1stOpt	0.005260412 (90% Pr.)	-13.8111306, -191.2019687, 127.0998036, -4.322261E-6, -26.3906786, 0.00039558	3.0

Appx. Table 27: Detailed Results of Problem 27

Solver	Obj. Values	5 Parameters	Time (s)
Baron	3.289399E+3	1.825534E+2, -2.07516E+6, -0.00102456, -3.95933E+3, -2.00094E+3	3.0
Antigone	3.291632E+3	54.15333332, 48.40927591, -0.03961487, 3.633255E+2, 2.760160E+2	65.0
Couenne	4.317044E+3	58.53558240, -4.09404E+3, -0.01695870, -2.71499E+1, 12.87420466	1.5
Lingo	4.375858E+3	1.136729E+2, 86.84000000, -0.00367159, -1.0000E+10, 1.688385E+2	793.0
Scip	7.646795E+3	57.40940455, 0.01673885, 0.00000000, 0.00000000, 0.00000000	538.0
Matlab-GA	4433.438896	56.09856009, 41.78568256, 0.04407766, 0.25901240, 51.37769758	2.0
1stOpt	6.681978318 (40% Pr.)	127.98329215, -394.85726762, -0.01292565, 177.29323334, 200.39679	3.5

Appx. Table 28: Detailed Results of Problem 28

Solver	Obj. Values	6 Parameters	Time (s)
Baron	0.65965216	-7.54073E+3, -0.00250305, 2.030577E+3, 7.564940E+3, -0.00249222, 2.030578E+3	196
Antigone	No solution returned		
Couenne	0.02493958	-0.00480263, 0.01755207, 2.034109E+3, 24.30667862, 0.00039440, 2.028803E+3	8.0
Lingo	2.84091799	2.11251E-14, 0.00001241, 4.034780E+2, 1.979110E+4, -0.00000107, -5.04235E+2	1.0
Scip	1.090121E+4	0.00000000, 0.00000000, 1.275005E+3, 0.00000000, 0.00000000, 1.275005E+3	1.0
Matlab-GA	3.65573320	24.88769031, -0.00003205, 2044.0331364, 2995.169635, -7.22825095, 2011.06010296	8.0
1stOpt	0.02493958 (40% Pr.)	24.30668467, 0.00039442, 2028.80292028, -0.00480442, 0.01754741, 2034.11118702	5.0

Appx. Table 29: Detailed Results of Problem 29



Solver	Obj. Values	5 Parameters	Time (s)
Baron	0.00073779	-0.56850923, -1.83104E+1, 15.23082574, 3.600481E+6, 0.00756081	6.0
Antigone	0.70660012	-1.45986E+1, 0.63935818, -1.61981E+1, 2.94864376, 0.00000001	1.0
Couenne	0.72451259	-2.55275140, 1.000020E+5, -5.49295501, 0.12092048, 0.00814697	6.5
Lingo	0.49538789	-6.07359041, -0.87642035E-01, -4.49800535, 68.28569489, -0.42198461	1.0
Scip	0.72451259	-2.55275161, 6.013853E+6, 0.76182399, 62.93844641, 0.00814696]	4.0
Matlab-GA	0.38729520	1.00265269, 62.52923231, 15.18933746, 505.57673949, 0.49233857	4.5
1stOpt	0.000737787 (70% Pr.)	-0.56850925, -18.310435, 15.2308257, 3600482.61782988, 0.0075608	2.0

Appx. Table 30: Detailed Results of Problem 30

Solver	Obj. Values	6 Parameters	Time (s)
Baron	0.66930130	1.305701E+3, -2.17482E+3, -0.00926567, 0.02059264, -2.83409E+1, -0.04629415	96.0
Antigone	0.46183999	-9.93543E+1, 98.51437190, -0.00105731, -0.00192505, -1.06147898, -0.00194778	1.0
Couenne	0.46183999	-9.93543E+1, 98.51437190, -0.00105731, -0.00192505, -1.06147898, -0.00194778	3.0
Lingo	0.651761430	-1697.47777663, 1697.47454408, -0.25462635E-06, -0.1232717E-03, -1.00024846218, -0.12362196E-03	1.0
Scip	2.476439E+4	1.206837E+2, -1.73802E+1, 0.00977466, 0.00125971, -0.18990088, 0.00978600	1.0
Matlab-GA	999.2931747	355.7818135, 7165.54968299, -0.05690627, 0.00472166, 68.59190142, -0.06165643	20.0
1stOpt	0.461594701 (50% Pr.)	75.0385145, -75.9037924, 0.00144625, 0.00209540, -1.06385958, 0.00190959	3.0

Appx. Table 31: Detailed Results of Problem 31

Solver	Obj. Values	7 Parameters	Time (s)
Baron	2.24560393	1.538366E+5, 8.41349914, 0.01135526, 10.53351816, 6.18101967, -9.29640876, -0.42010569	2.0
Antigone	5.38894747	0.00015193, -5.54886130, 0.00624608, 63.79909007, 15.95843724, -8.48406E+1, 0.10987780	1.0
Couenne	8.214714E+4	-6.1586E+13, 5.62143069, -1.0979E+11, 0.79909098, 0.00012542, 1.000000E+5, 0.999546E+5	39.0
Lingo	13.93232765	0.00123035, -2.58904089, -0.64781715, 8.16246051, 0.03152509, -8.61293229, 0.00196161	1.0
Scip	1.000686E+5	-1.37918E+2, -4.22329318, -4.42260E+4, 1.688906E+6, 2.60506147, -1.68890E+6, 0.00000055	30.0
Matlab-GA	17.07814305	49.96974468, -0.81912836, 0.46127996, 2.00056237, -8.08924422, 2.63588091, 3.07030468	6.5
1stOpt	2.24560393 (50% Pr.)	153845.38319049, 8.41353246, 0.01135526, 10.5336822, 6.18102749, -9.29652312, -0.42010346	15.0

Appx. Table 32: Detailed Results of Problem 32

Solver	Obj. Values	5 Parameters	Time (s)
Baron	1.742015E+2	-2.34215503, 0.00080581, 29.78653339, 0.51331490, -0.19256104	1.0
Antigone	1.742015E+2	-2.34215503, 0.00080581, 29.78653339, 0.51331490, -0.19256104	1.0
Couenne	1.742015E+2	-2.34215503, 0.00080581, 29.78653339, 0.51331490, -0.19256104	1.0
Lingo	1.742015E+2	-2.34215503, 0.00080581, 29.78653339, 0.51331490, -0.19256104	1.0

Scip	7.084184E+3	-2.73251902, 5.23685237, -0.05606639, 3.52535022, 0.01195560]	600.0
Matlab-GA	183.6248605	6.07252678, 37.56733705, 32.08049779, 0.53528178, -0.20725961	4.0
1stOpt	8.31641750 (40% Pr.)	-5.60698775, -0.00106695, -178.65762017, -0.19318011, -0.06534412	3.0

Appx. Table 33: Detailed Results of Problem 33

Solver	Obj. Values	5 Parameters	Time (s)
Baron	2.46322E-20	17.75258710, 2.753477E+7, -3.45700E+1, 1.25216863, 0.26178963	4.0
Antigone	6.89358250	-0.75763265, -0.00000743, -2.13292732, -0.00000001, -3.98339E+4	1.0
Couenne	39.02123764	7.62499962, 1.99999987, 0.00394471, 0.76544553, 1.88998692	1.0
Lingo	0.84093052	2.18344917, 4.86551975, -1.61540E+2, -0.01250211, 0.70663750	1.0
Scip	1.090936E+5	2.24607095, 4.43028516, -0.73607442, 0.01190770, 0.49106554	1.0
Matlab-GA	8.64425832	30.09874849, 46.63058508, -19.53323872, 28.40063804, 0.72000000]	10.0
1stOpt	5.16987E-26 (90% Pr.)	17.752587, 27534771.2015618, -34.57000754, 1.25216863, 0.26178963	10.0

Appx. Table 34: Detailed Results of Problem 34

Solver	Obj. Values	5 Parameters	Time (s)
Baron	0.01228654	22.75972413, 14.51011916, 10.62880288, 0.06203956, -4.37482808	1.0
Antigone	0.14654921	7.73933133, -0.01674006, 23.24398802, -0.13755821, 0.50872649	1.0
Couenne	0.01237477	10.39037779, 0.07561919, 22.75812030, -0.06168785, -0.18340909	1.0
Lingo	0.01237477	10.39037779, 0.07561919, 22.75812030, -0.06168785, -0.18340909	1.0
Scip	0.01228654	22.75972406, 14.51011952, 10.62880289, 0.06203956, -4.37482889	1.0
Matlab-GA	0.35758658	32.62872681, 3.830000, 10.47075253, 0.050000, 43.64959327	1.0
1stOpt	0.010808142 (50% Pr.)	514.22809651, 0.00131837, 23.26974837, 0.05947556, 38.57101985	3.0

Appx. Table 35: Detailed Results of Problem 35

Solver	Obj. Values	5 Parameters	Time (s)
Baron	75.57370284	95.95391750, -2.67239E+8, 1.688022E+2, -1.69188E+2, 0.99965710	53.0
Antigone	3.296046E+2	-1.49896E+6, 1.498393E+6, -0.06329470, 0.06330491, 0.99997574	1.0
Couenne	4.625350E+2	-1.95733E+1, 5.95637121, 0.01487598, -0.00000006, 2.99436779	20.0
Lingo	329.78055817	-119982.3155, 119416.3498, -17.22854669, 17.2286742, 0.99999888	1.0
Scip	6.570858E+3	62.19454545, 0.18917211, -1.85395263, -0.98967486, -2.01314235	8.0
Matlab-GA	814.3733233	-152.296004, 5849.316205, -0.00603119, -671.0336105, -1.08343279	35.0
1stOpt	30.02585461 (60% Pr.)	406.470778, -406.674725, -0.00085920, 7.5085119E-18, 6.33124939	6.0

Appx. Table 36: Detailed Results of Problem 36

Solver	Obj. Values	5 Parameters	Time (s)
Baron	0.81336718	7.142952E+8, -0.49631409, -3.15526E+2, 0.05258203, 3.98232762	1.0
Antigone	1.461242E+3	4.969602E+5, 3.18727781, -2.31686E+2, -0.00000619, -4.98119E+5	2.0
Couenne	1.178249E+3	1.43559987, -7.00285E+2, -3.28599E+2, -0.01632977, 25.12638863	1.0
Lingo	1330.351267	-469.600776, -184.2795488, -292.726348, 0.4533577E-02, 114.313141	1.0
Scip	1.085889E+4	-0.24921566, 0.00008423, 0.00000000, 7.22546673, 46.65100000	1.0

Matlab-GA	1606.349399	1059.0105589, 1607.7431426, -261.1912764, 0.01072965, -21.455213	23.5
1stOpt	0.81336718 (80% Pr.)	714295206.87674, -0.49631409, -315.526295, 0.05258203, 3.9823278	2.0

Appx. Table 37: Detailed Results of Problem 37

Solver	Obj. Values	5 Parameters	Time (s)
Baron	0.00085308	-1.06145E+2, 1.387227E+2, -0.00822761, 1.408015E+2, -1.12121E+2	2.0
Antigone	0.00069673	-2.35387250, 1.43051342, 0.00841358, -6.31155E+1, -5.35261E+2	150.0
Couenne	0.00069673	-2.35387251, 1.43051342, 0.00841358, -6.31155E+1, -5.35261E+2	12.0
Lingo	0.00388164	-2.73544373, 8.58092576, -0.00037923, -3.72008227, 26.7422079	0.5
Scip	0.00085308	-1.06145E+2, 1.387227E+2, -0.00822761, 1.408015E+2, -1.12121E+2	1.0
Matlab-GA	0.00868975	1.64263749, -96.67572976, -0.42420802, -0.42420802, 85.39951546	1.5
1stOpt	0.00069673 (70% Pr.)	-2.35387248, 1.43051340, 0.00841358, -63.11547564, -535.26137948	2.5

Appx. Table 38: Detailed Results of Problem 38

Solver	Obj. Values	6 Parameters	Time (s)
Baron	7.176911E+2	-1.41886E+2, -2.66199E+3, -0.02095992, -2.50789E+2, -0.00003080	1.0
Antigone	7.176883E+2	-1.41896E+2, -4.07721E+6, -3.20581E+1, -3.82455E+5, -0.00003084	1.0
Couenne	1.475831E+6	5.617500E+2, 1.29293241, 1.569623E+3, 41.53826697, 0.00000000	1.0
Lingo	7.165598E+2	-1.44770E+2, 16.21236175, 0.00008265, 0.33974452, -0.00004931	1.0
Scip	1.584736E+6	4.450752E+2, 0.00000000, 0.00000000, 0.00000000, 0.00004076	1.0
Matlab-GA	1199841.698	1239.62628, 11371.924, 6.10731959e-04, 107.16827289, 105.21283	23.0
1stOpt	676.71429733 (60% Pr.)	-239.493475, 48.425682, 3.2478409E-5, 5.4879009E-19, -0.00123899	2.3