

SIGNED BINARIZATION : UNLOCKING EFFICIENCY THROUGH REPETITION-SPARSITY TRADE-OFF

Sachit Kuhar[†] Yash Jain Alexey Tumanov

ABSTRACT

Efficient inference of Deep Neural Networks (DNNs) on resource-constrained edge devices is essential. Quantization and sparsity are key algorithmic techniques that translate to repetition and sparsity within tensors at the hardware-software interface. This paper introduces the concept of repetition-sparsity trade-off that helps explain computational efficiency during inference. We propose Signed Binarization, a unified co-design framework that synergistically integrates hardware-software systems, quantization functions, and representation learning techniques to address this trade-off. Our results demonstrate that Signed Binarization is more accurate than binarization with the same number of non-zero weights. Detailed analysis indicates that signed binarization generates a smaller distribution of effectual (non-zero) parameters nested within a larger distribution of total parameters, both of the same type, for a DNN block. Finally, our approach achieves a 26% speedup on real hardware, doubles energy efficiency, and reduces density by 2.8x compared to binary methods for ResNet 18, presenting an alternative solution for deploying efficient models in resource-limited environments.

1 INTRODUCTION

Despite significant strides in accuracy, the burgeoning complexity and resource demands of deep learning models pose challenges for their widespread adoption across a wide range of domains (He et al., 2016; Brown et al., 2020; Graves et al., 2013; Jain et al., 2022; Mandlkar et al., 2021). This requires the development of innovative techniques to enhance DNN efficiency during inference on edge devices. Two such techniques have been studied extensively: binarization and sparsity. Binarization, a form of quantization, results in weight repetition as only two values appear repeatedly in the weight tensor (Courbariaux et al., 2015). This approach significantly trims the memory footprint of the weight tensor, thereby decreasing memory I/O during inference (Hegde et al., 2018). In contrast, sparsity leads to zero weight values. Since anything multiplied by zero is zero, weight sparsity leads to *ineffectual* multiplications (Wu et al., 2021). This approach reduces memory I/O during inference by not reading activations that would be multiplied by zero weights (Gong et al., 2020). Thus, both these techniques are geared towards reducing memory I/O during inference.

DNN inference efficiency is usually achieved by leveraging either binarization or sparsity. Ternary introduces sparsity to binary by introducing an additional zero weight in conjunction to binary weights. Ternary was conceived with the reasonable assumption that transitioning from binary to ternary models would only minimally impact inference latency due to the effect of zero weights (Li et al., 2016). However, advances in the contemporary hardware-software systems have revealed a substantial increase in latency during such transitions (Prabhakar et al., 2021; Fu et al., 2022).

The key insight of this work is the concept of the *repetition-sparsity trade-off*. This trade-off explains the inference inefficiency of binary and ternary weight quantization. A traditional binary network chooses maximization of weight repetition while being ignorant of weight sparsity, whereas a ternary network introduces weight sparsity at the expense of weight repetition. For instance, transitioning from binary to ternary networks increases the number of possible unique 3x3 2D filters from 512 (2^9) to 19683 (3^9). This makes it exponentially harder to extract efficiency using filter repetition.

The conventional approach to deploying efficient DNNs has largely been a two-stage process: training the DNN with binarization or ternarization (Bai et al., 2018), followed by formulating a system

[†]Principal Investigator

Correspondence Email:kuhar@gatech.edu

Abridged version presented at *3rd On-Device Intelligence Workshop at MLSys Conference, USA, 2023*.

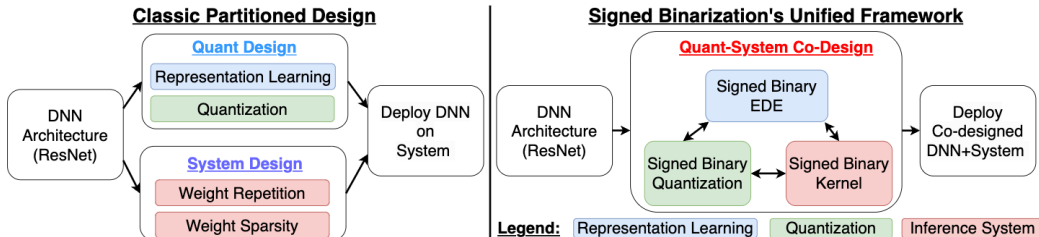


Figure 1: **On the left:** The conventional, isolated approach where hardware-software systems and quantization methods are designed separately leading to inefficient inference. **On the right:** The Signed Binarization approach, a unified design framework, performs quantization-system co-design to address the repetition-sparsity trade-off, thereby enhancing computational efficiency. Extended diagram in Supplementary A.

design that reduces memory I/O by leveraging both weight repetition and/or sparsity (Hegde et al., 2018). This partitioned design approach has revealed a pitfall: increased memory I/O during inference due to the repetition-sparsity trade-off. However, recent advancements in DNN inference systems can now exploit repetition and sparsity to improve efficiency as shown in (Prabhakar et al., 2021; Fu et al., 2022). To this end, this paper proposes a quantization-system co-design framework called Signed Binarization. The objective of this framework is to demonstrate and leverage the existence of repetition-sparsity trade-off. It leverages the repetition-sparsity trade-off by performing local binarization, which ultimately results in global ternarization. Signed Binarization re-imagines different levels of stack working together in synergy to enhance computational efficiency during inference while retaining the model’s accuracy: a) co-design with SOTA systems, called *signed binary kernels*, that exploit both repetition and sparsity during DNN inference; b) it introduces *signed binary quantization functions* that cause sparsity without decreasing repetition; c) it offers insights for representation learning by introducing *signed binary EDE* that influences latent full-precision weights during training to improve accuracy. This co-design allows signed binary to reap significant benefits of exploiting sparsity during DNN inference, as shown in (Wang, 2020; Chen et al., 2019), while retaining benefits caused by repetition.

In this paper, we present the concept of repetition-sparsity trade-off along with the Signed-Binary framework. While the former explains the inference inefficiency of binary and ternary weight quantization, the latter leverages (and thus proves) this insight to improve the efficiency of DNN inference. This results in collaborative co-design between different layers of the computational stack to enhance efficiency. Compared to binary, signed-binary co-design improves inference efficiency (with respect to energy, latency, and throughput), reduces model density to allow the use of bigger models resulting in more accuracy. Based on our analysis and empirical evidence, we envision that the Signed Binarization framework has potential to positively shape the evolution of more efficient and high-performing deep learning models.

2 BACKGROUND

Quantization Quantization in deep learning involves mapping of real-valued numbers to a select set of discrete values to streamline and optimize computations. The Binary Quantization technique assigns any real-valued number to either +1 or -1 (Courbariaux et al., 2015). The primary objective behind this is to simplify operations in DL

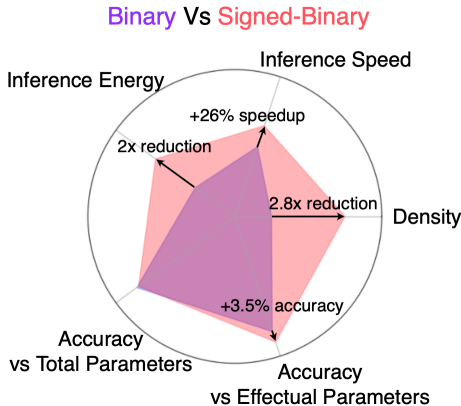


Figure 2: **Binary vs. Signed-Binary ResNet on ImageNet:** The pronounced spread indicates that signed binary holistically outperforms traditional binary. It ensures competitive accuracy and pushes Pareto front, exhibiting a +3.5% improvement when both methods employ the comparable number of effectual parameters. Moreover, our method enhances inference efficiency, achieving a 26% speedup, doubling energy efficiency, and reducing density by 2.8x for the same backbone.

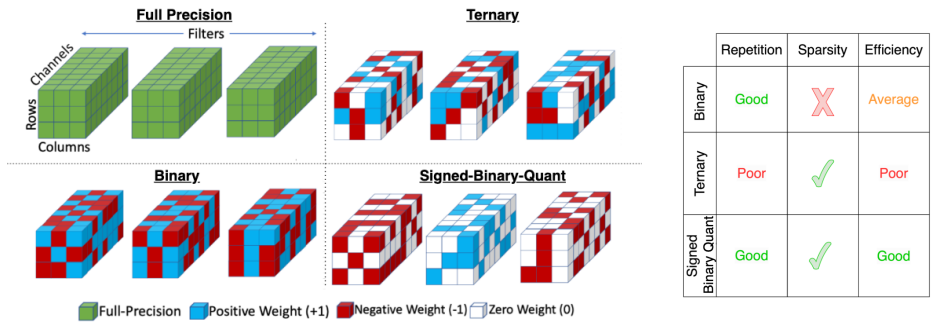


Figure 3: **Concept Diagram on the left:** The diagram shows the comparison of Binary, Ternary, and Signed Binary Quantization in terms of visual representation of their quantized weights. **Qualitative Evaluation on the right:** The table qualitatively evaluates them in terms of weight sparsity, weight repetition, and inference efficiency.

hardware, turning multiply-and-accumulates (MACs) into mere accumulate operations (Rastegari et al., 2016). Conversely, Ternary Quantization designates values to +1, -1, or 0 (Li et al., 2016). This determination is based on a threshold, Δ . Values exceeding Δ are assigned +1, those below receive -1, while others become zero. For both quantization methods, the output values can undergo scaling using a factor, α (Bulat & Tzimiropoulos, 2019; Bulat et al., 2019).

Weight Sparsity Weight Sparsity in DNN implies that there is repetition of weight with a value equal to zero. The basic idea is that since $0 \times x = 0$ for any real-valued scalar x , if the weight is zero, the multiplication is *ineffectual* and should be skipped (Gong et al., 2020). Sparsity in weights is static during inference (Dai et al., 2020). Therefore, if the value of weight is zero, we can choose not to load activations corresponding to that weight (Qin et al., 2020). This can lead to a reduction in data movement, memory accesses, and MACs thereby reducing computations and hence resulting in efficient DNN inference. This approach has been effective on ASICs and general-purpose devices (Hegde et al., 2019; Wang et al., 2021; Dai et al., 2020; Gong et al., 2020).

Weight Repetition Quantization of weights leads to the same value being repeated again and again in the weight tensor. This phenomenon is known as weight repetition (Hegde et al., 2018; Sze et al., 2020). Since the weights are fixed during DNN inference (Dai et al., 2020), this leads to opportunities for improving efficiency during inference with respect to time and energy by exploiting the repetition of weights and reducing memory accesses (Sze et al., 2020). This concept was first introduced in BNN (Courbariaux et al., 2016) that talked about filter-repetition and demonstrated in UCNN (Hegde et al., 2018) that improved efficiency on ASICs by reordering the weights and thus reorders activations to reduce arithmetic operations. Recent work (Prabhakar et al., 2021; Fu et al., 2022) extends this idea even further by using both repetition and sparsity for efficient inference. Refer to supplementary C for an extended background

3 REPETITION-SPARSITY TRADE-OFF

Consider a convolutional layer with typical 3×3 filters. Binary models, which have 2^9 unique filters, aim for efficiency by maximizing weight repetition and ignoring sparsity. In contrast, ternary models employ 3^9 unique filters, introducing sparsity for increased expressivity (Li et al., 2016) but inadvertently causing an exponential decrease in repetition. Recent works (Hegde et al., 2018; Prabhakar et al., 2021; Fu et al., 2022) show a significant slowdown in inference when using ternary when compared with binary due to decreased repetition. This extends to bit-utilization; binary systems can potentially be represented by a single bit, whereas ternary systems require two bits due to the inclusion of zero-valued weights. Moreover, recent findings indicate that runtime doubles when transitioning from one to two bits during the deployment of ResNet18 on ARM CPUs, showcasing the influence of bit-width distinction on inference time (Cowan et al., 2020). These differences can be encapsulated by what we call the *repetition-sparsity trade-off*, which is crucial during the inference of these models.

4 SIGNED BINARIZATION

The objective is to create a unified framework that leverages trade-off between repetition and sparsity. It aspires to retain competitive accuracy while combining the merits of both repetition and sparsity for faster inference.

4.1 LEVERAGING REPETITION-SPARSITY TRADE-OFF

Conventional binary networks offer 2 unique weight choices per element, creating a dense setup. Conversely, ternary networks take an additional bit to represent 3 unique weight choices per element to create a sparse setup. These design decisions can be interpreted as follows: Binary quantization prioritizing the maximization of weight repetition, overlooking the potential benefits of weight sparsity. In contrast, ternary quantization induces weight sparsity but compromises weight repetition. This disparity places the two schemes at opposite ends of the repetition-sparsity spectrum creating a trade-off. In a given DNN block, we have the flexibility to assign each latent full-precision weight one of four possible quantization function value sets: $\{1,-1\}$, $\{1,0\}$, $\{0,-1\}$, and $\{1,0,-1\}$. This variety of assignments to individual weights allows for the creation of unique configurations within the block, each representing a distinct point along the repetition-sparsity spectrum. Signed Binary aims to identify a more efficient point on the repetition-sparsity spectrum. Signed-Binary makes the design decision to use two quantization functions with value sets $\{1,0\}$ and $\{0,-1\}$ as they are sparse and could potentially be represented using one bit per latent full-precision weight.

Let the convolutional layer have a $R \times S$ kernel size with C input channels and K filters. The quantization function takes latent full-precision weights W as input and outputs the quantized weight W^{quant} . The quantized weight W^{quant} would be the product of the sign-factor β and the bitmap U .

$$Q : W \rightarrow W^{quant}; \quad W^{quant} = \beta U \quad (1)$$

$$\forall W \in \mathbb{R}; \quad \beta \in \{+1, -1\}; \quad U \in \{0, 1\} \quad (2)$$

4.2 CO-DESIGN EXPLORATION

Developing an efficient signed-binary framework requires a redesign due to its distinct nature from existing methods, as a latent FP weight can be assigned at any of the two quantization functions. This leads to two major concerns: (1) retaining the ability to learn meaningful representations and (2) providing faster inference when using state-of-the-art inference systems. Our method addresses these concerns by revisiting design decisions on different layers of stack with the goal of improving efficiency while retaining accuracy.

4.2.1 EFFICIENT INFERENCE WITH CO-DESIGN

The use of two quantization functions for a DNN block should translate into faster inference. Recent works (Fu et al., 2022; Prabhakar et al., 2021; Hegde et al., 2018) do not perform the dot product of activation and weight tensors in a single step. Instead, they split the dot products of input and weights into smaller blocks via tiling to improve data locality during inference. For instance, Prabhakar et al. (2021) divides every filter into smaller blocks by introducing a sub-dimension denoted as C^* , which represents the tile size along the C dimension. We leverage this insight and make the design decision of local binarization. This allows a single processing step of the signed binary kernel to see one signed binary quantization function, leading to efficiency. We define the region to be sign-binarized as $R \times S \times C_t$ where $C_t = \max(C, kC^*)$ and $k \in \mathbb{Z}^+$. For a given β , $\mathbf{W}^{quant} = \beta \mathbf{U}$ where $\mathbf{W} \in \mathbb{R}^{R \times S \times C_t}$ and $\mathbf{U} \in \{0, 1\}^{R \times S \times C_t}$. Holistically, this results in global ternarization for a DNN block.

4.2.2 DESIGNING SIGNED BINARY QUANTIZATION FUNCTIONS

The challenges arise from the need to design signed-binary quantization functions, that enable the model to learn meaningful representations. Local binarization techniques must accommodate a global ternarization strategy, which presents additional challenges such as determining suitable regions for local binarization and assigning these regions to their designated signed binary quantization functions. In response to these challenges, we have designed our method, supported by systematic ablation studies conducted on ResNets trained with the CIFAR-10 dataset.

Arch	FP	T	B	SB	%{0, 1} filters	%{0, -1} filters	Acc
ResNet20	92.10	90.86	90.20	90.05	0	1	88.84
ResNet32	92.90	92.03	91.51	91.55	0.25	0.75	89.32
ResNet44	93.30	92.40	91.93	91.98	0.5	0.5	90.05
ResNet56	93.63	92.90	92.42	92.52	0.75	0.25	89.30
ResNet110	93.83	93.33	92.64	92.68	1	0	89.07

Table 1: Binary and Signed-Binary achieve comparable accuracy on CIFAR-10 ablations.

Table 2: Equal percentage of positive and negative signed-binary regions leads to best model accuracy.

Signed Binary EDE	Acc	Signed Binary Region	Acc	Signed Binary Δ	Acc
Disabled	88.4	$C_t = C$	88.6	$0.01 \times \max \mathbf{W} $	90.01
Enabled	88.7	$C_t = C/2$	87.9	$0.05 \times \max \mathbf{W} $	90.05

Table 3: Signed Binary EDE improves accuracy.

Table 4: Variation of C_t leads to competitive accuracy.Table 5: Signed-Binary is not sensitive to the choice of Δ .

Ablations for Signed-Binary: ResNet models trained on CIFAR-10 dataset for the method. Tables 2-5 use ResNet20. Default configurations for our method are marked in grey.

Signed Binary Quant Functions: Our method involves the strategic use of two distinct quantization functions. In this section, we intend to meticulously design these functions, characterized by the value sets $\{0,1\}$ where the sign-factor β_1 is equal to 1, and $\{0,-1\}$ where the sign-factor β_{-1} is -1. The scaling factor α_i mirrors β_i where $i = \pm 1$. Following (Zhu et al., 2016), we define the threshold value as $\Delta = 0.05 \times \max(|\mathbf{W}|)$. To assess the efficacy and sensitivity of the chosen thresholds, we experiment with different Δ s using signed-binary quantization (see Section 4.2.2) to find stable performance across various configurations, as depicted in Table 5. These are defined as:

$$\mathbf{W}^{quant} = \begin{cases} \alpha_1 & \text{if } \mathbf{W} \geq \Delta \text{ and } \beta = 1 \\ \alpha_{-1} & \text{if } \mathbf{W} \leq -\Delta \text{ and } \beta = -1 \\ 0 & \text{Otherwise} \end{cases} \quad (3)$$

$$\frac{\partial L}{\partial \mathbf{W}} = \begin{cases} \alpha_1 \times \frac{\partial L}{\partial \mathbf{W}^{quant}} & \text{if } \mathbf{W} > \Delta \text{ and } \beta = 1 \\ -\alpha_{-1} \times \frac{\partial L}{\partial \mathbf{W}^{quant}} & \text{if } \mathbf{W} < -\Delta \text{ and } \beta = -1 \\ 1 \times \frac{\partial L}{\partial \mathbf{W}^{quant}} & \text{Otherwise} \end{cases} \quad (4)$$

Intra-Filter Signed-Binary Quant In this section, we delve deeper into signed binary quantization by introducing variations in C_t with respect to the constant value C , aiming to identify the optimal setting for C_t . We design this approach to emphasize the changes in performance across different thresholds. Table 4 assesses the impact on representation quality by adjusting the C_t values during the training. The result shows that intra-filter signed binary co-design preserves a competitive level of representation quality even with a reduced C_t and setting of $C_t = C$ works best.

Inter-Filter Signed-Binary Quant Building on intra-filter, where $C_t = C$, this is the simplest signed binary quantization, and we term it as Inter-Filter Signed binary quantization. In essence, this method involves assigning each filter to one of two distinct signed binary quantization functions, enabling an efficient representation as $C_t = C$. We contrast it with binary and ternary quantization schemes in an apples-to-apples comparison. Table 1 illustrates ResNets of varying depths trained using different quantization schemes. The signed-binary quantization maintains comparable accuracy against traditional quantization approaches across different architectures.

Value Assignment of Signed-Binary Quant Functions To fine-tune our network’s performance, examining how different value assignments within filters affect accuracy is crucial. This experiment focuses on studying the effects of varying the proportions of filters with $\{0,1\}$ and $\{0,-1\}$ value assignments. As illustrated in Table 2, we explore the delicate balance between positive and negative binary values to find the best way to optimize network performance. The data indicates that having an equal mix of these values is more beneficial, clearly outperforming the methods that use only a

single type of sparse quantized function. This observation underscores the importance of using both positive and negative binary regions to achieve effective learning of representations.

4.2.3 LEARNING BETTER REPRESENTATIONS

In this section, we delve into tuning latent full-precision weights during the training phase to enhance model accuracy. Traditional binary networks experience fluctuations in latent weight assignments at zero due to the use of the one quantization function, i.e., sign function—manifesting as a peak of latent full-precision weights at zero (Bai et al., 2018; Qin et al., 2021). This issue is exacerbated in signed binary. Employing two quantization functions such that individual signed binary regions co-dependently learn diverse features, results in two distinct peaks at non-zero values of $\pm\Delta$ as illustrated in Figure 5b. This dual peak structure necessitates a process to ensure stable and accurate weight updates. In response, we have adapted traditional binary’s EDE (Qin et al., 2021) that approximates the derivative of the sign function during backward propagation to improve gradient accuracy and update capability. Our adaptation, *Signed Binary EDE*, specifically targets the stabilization of fluctuations in latent full-precision weights around $\Delta = \pm 0.05 \max(\mathbf{W})$, thereby fostering improved representations as delineated in Table 3.

Signed binary EDE operates by first determining t and k using the equations $t = T_{\min} 10^{\frac{i}{N} \times \log \frac{T_{\max}}{T_{\min}}}$, $k = \max(\frac{1}{t}, 1)$ where i is the current epoch and N is the total number of epochs, $T_{\min} = 10^{-1}$ and $T_{\max} = 10^1$. Subsequently, we adapt $g'(\cdot)$ for sign-binary: $g'(x) = kt(1 - \tanh^2(t(x \pm \Delta)))$, to compute the gradients with respect to w as $\frac{\partial L}{\partial \mathbf{w}} = \frac{\partial L}{\partial Q_w(\mathbf{w})} g'(\mathbf{w})$

5 SIGNED BINARY PUSHES THE PARETO-FRONTIER

In this section, we evaluate the efficacy of signed binary in preserving the quality of learned representations when transitioning from the conventional binarization technique. Initially, we train ResNets on the CIFAR10 and ImageNet datasets using signed binary, and benchmark the results against existing *state-of-the-art* methods in subsection 5.1. Additionally, subsection 5.2 examines the latent full-precision and quantized weights in detail to provide a holistic understanding of the retained representational capacity of the trained model.

5.1 COMPARISON WITH OTHER WORKS

To ascertain the true potential of signed binary code-sign, we compare it with existing SOTA methods. We benchmark on CIFAR10 and ImageNet datasets by training ResNet- $\{20,32\}$ and ResNet- $\{18,34\}$ models. Weight Sparsity leads to effectual and ineffectual multiplications caused by non-zero and zero-valued parameters respectively (Wu et al., 2021). Conversely, model parameters are of two types, effectual (or non-zero valued) parameters and ineffectual (or zero valued) parameters. Since only effectual parameters lead to computation during inference, we compare different binary methods on two axes: model accuracy on the Y-axis and effectual binary model parameters on the X-axis (refer to supplementary E for details and baselines).

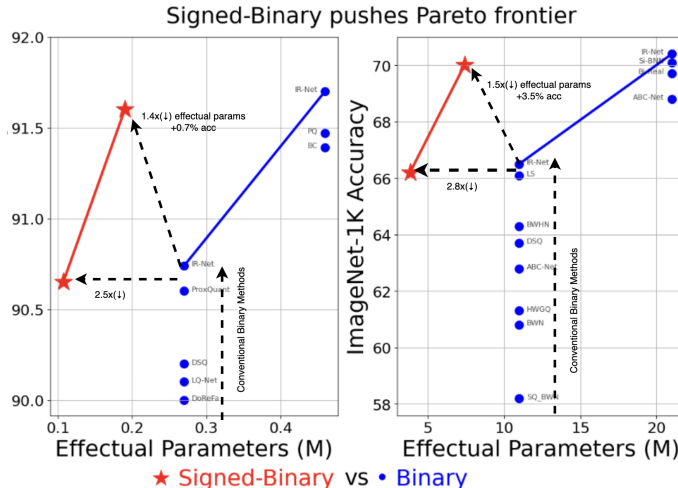


Figure 4: Comparison of Signed binary and conventional binary methods on CIFAR10 and ImageNet datasets. Signed binary pushes the Pareto frontier, providing superior accuracy with respect to effectual parameters and exhibiting a significant reduction in effectual parameters of equivalent models.

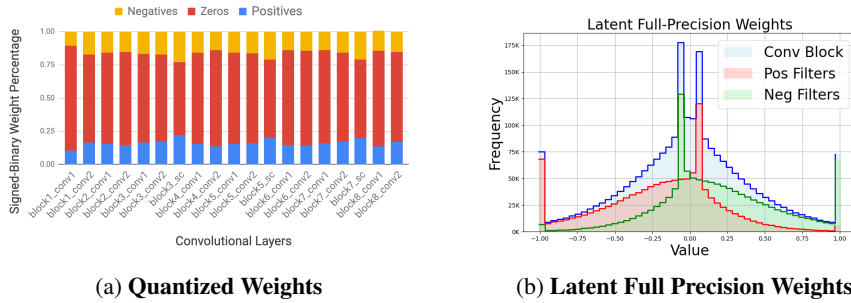


Figure 5: **On the left: Quantized Weights**, are depicted, illustrating a distribution reminiscent of ternary networks but with weights distinctively segregated across filters, enhancing weight-repetition and inference efficiency. **On the right: Latent Full Precision Weights** in a signed-binary conv block maintain a *blue distribution* akin to binary’s Laplacian. In sign-binary, *total parameters* can be divided between *positive* and *negative* signed-binary filters. These parameters can be subdivided into non-zero valued effectual and zero-valued ineffectual ones. Notably, while the total parameter’s looks like binary’s zero-mean Laplace distribution, individual filters do not. The effectual and ineffectual parameters’ *green-red* and *red-green* distributions resemble Laplace and Gaussian distributions, respectively. Sign Binary reduces computations during inference when compared to binary, as it reduces effectual parameters from *blue* to *green-red* distribution.

As shown in Figure 4, signed-binary exhibits Pareto optimality against state-of-the-art methods. It achieves a +0.7% and +3.5% increase in accuracy on the CIFAR10 and ImageNet datasets, respectively, coupled with $1.4\times$ and $1.5\times$ reduction in effectual parameters respectively. Concurrently, it realizes approximately a $\sim 2.5\times$ and $\sim 2.8\times$ decrease in effectual parameters for equivalent models on the respective datasets. These results emphasize the potential of signed binary co-design in creating efficient and accurate models.

5.2 VISUALIZING LATENT FP AND QUANTIZED WEIGHTS

Latent FP weights. Binarization quantization leads to a zero-mean Laplacian distribution of latent full-precision weights (Xu et al., 2021). ResNet18 trained on Imagenet in Figure 5, we observe that despite the pronounced sparsity introduced by signed binary quantization, the distribution of latent FP weights across an entire convolutional block resembles a zero-mean Laplacian distribution. Signed-binary filters are neither zero mean, nor exhibit a Laplacian distribution (supplementary G). This shows that even if individual filters don’t align with a zero-mean or Laplacian distribution, collectively, the convolution block resembles these characteristics. Moreover, the presence of four distinctive peaks overlaying Laplacian resembling distribution for full-precision latent weights are due to: (a) Two peaks at the extremes appear because of clamped weights at +1 and -1, and (b) two intermediate peaks arising from the employment of threshold functions defined at $\pm\Delta$, analogous to zero-valued peak observed in binary network due to the use of sign quant function.

Quantized weights. We investigate the distribution in quantized weights of a trained signed-binary model by plotting the percentage distribution of quantized signed-binary convolutional blocks in ResNet18 trained on Imagenet. Figure 5 reveals a roughly consistent, equal proportion of both positive and negative weights. This observation of a roughly equal proportion of positive and negative weights is also observed in ternary quantization (Zhu et al., 2016). However, a crucial distinction arises in the distribution of positive and negative weights within a convolutional layer. Like ternary, both positive and negative valued weights are present within a layer. However, signed binary co-design *bifurcates* them across different filters. This design decision improves inference efficiency.

6 SIGNED-BINARY IMPROVES INFERENCE EFFICIENCY

In this section, we show that transitioning from binary to signed binary enhances inference efficiency for ResNet18 trained on ImageNet. We highlight signed-binary’s superiority over binary and ternary by considering the repetition-sparsity trade-off. Additionally, we explore how weight sparsity in DNNs, specifically in signed-binary ResNet18 trained on ImageNet, benefits DNN inference.

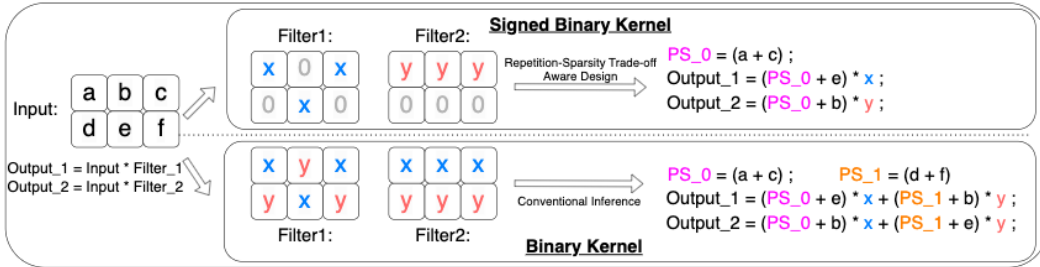


Figure 6: **Signed Binary leads to efficient inference as it acknowledges repetition-sparsity trade-off through quantization-system co-design:** Visualizing inference in Section 6.1 when using recent systems (Prabhakar et al., 2021; Fu et al., 2022). Weight repetition enables binary models to skip work by re-using partial sums within and across filters. Signed-Binary, takes this even further by reducing the number of effectual operations by leveraging sparsity while retaining repetition. (Step by step explanation in Supp B)

6.1 EXPLOITING REPETITION & SPARSITY WITH SIGNED BINARY

We posit that the performance of binary and ternary weight quantization methods in inference may be hindered due to their neglect of the crucial repetition-sparsity trade-off. Weight sparsity allows us to utilize upcoming sparse tensor operation technology to accelerate inference by skipping zeros during inference (Wu et al., 2021). Concurrently, exploiting weight repetition leads to diminishing arithmetic operations and data movement (Hegde et al., 2018). However, traditional binary networks prioritize the maximization of weight repetition, overlooking the potential benefits of weight sparsity, while ternary networks induce weight sparsity but compromise on weight repetition. In contrast, we hypothesize that signed binary co-design, being attuned to this trade-off, promises enhanced efficiency in actual device inference. To validate our hypothesis, we deploy quantized ResNet-18 models on Intel CPUs, rigorously measuring inference times under varying conditions.

Experimental Setup and Methodology We use SumMerge (Prabhakar et al., 2021) for performing inference of quantized and sparse DNNs on Intel CPUs. All experiments are conducted under identical test environments and methodologies. Within our experiments utilizing SumMerge, we explore two distinct configurations: (1) with sparsity support deactivated, the software does not distinguish between zero and non-zero weights, relying solely on weight repetition; (2) with sparsity support activated, the software additionally omits computations involving zero weights. We provide detailed analysis into both per-layer speedups and the aggregate speedup across different quantization strategies relative to binary quantization.

Result and Analysis Please see Figures 6 and 7. We observe in Figure 7 that signed-binary is consistently more efficient than binary and ternary for every quantized layer and the model overall by 1.26x and 1.75x faster respectively, when exploiting both repetition and sparsity.

This result can be explained as follows: **(A) When sparsity support is turned off:** The software is only relying on repeating values within the weight tensor for speedup. Because binary and signed-binary have two unique values per convolutional filter, they take similar time for DNN inference. Ternary is much slower as it has three unique values per convolution filter which makes extracting efficiency by using weight repetition exponentially harder. **(B) When sparsity support is turned on:** The software not only cares about the repeating values in the weight tensor but also skips computations on zero weights to improve the runtime. Here we observe that ternary is slower than binary, because the reduction in work due to sparsity is not able to compensate for the exponential decrease in weight repetition. Our method, on the other hand, does not suffer from this problem and is able to exploit weight repetition and weight sparsity to the fullest and is most efficient.

6.2 UNDERSTANDING BENEFITS OF SPARSITY DURING INFERENCE

In this section, we aim to understand the potential benefits of weight sparsity to a binary network during inference. To do this, we count the number of quantized weights with zero values and divide

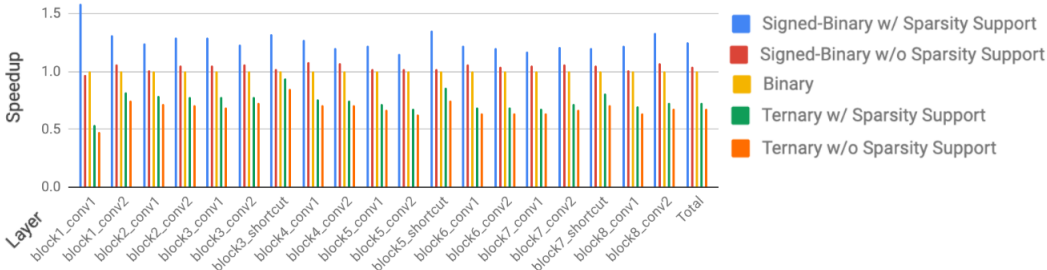


Figure 7: **Efficiency Analysis wrt Binary ResNet18 on Intel CPU:** Our study shows signed-binary excelling in every convolutional layer, depicted by bars for **signed-binary: w/ sparsity support** and **w/o sparsity support**; **ternary: w/ sparsity support** and **w/o sparsity support**; and one for **binary**, indicating its 100% density. Please refer to Figure 5. The inference computations for signed-binary **w/o sparsity support** is aligned with *blue* distribution, matching binary performance. On the other hand, **sparsity support** reduces computation to *green-red* distribution. Because *negative* and *positive* valued quantized weights exist in separate regions of the network by design (see Figure 3), signed-binary quantization retains repetition, resulting in speedup.

it by the total number of quantized weights to calculate the percentage of sparsity. We find that signed-binary ResNet-18 trained on ImageNet has 65% sparsity. Since density is $(1 - \text{sparsity})$ (Wu et al., 2021), ResNet-18 has 35% density (see Figure 5a). if we switch from conventional binary to signed-binary, we decrease the density from 100% to 35%. We would like to leverage the low density to reduce the amount of computation activity during inference:

Throughput In a model with low density, represented by $1/x$, there is one effectual multiplication for every x total multiplications. By eliminating the ineffectual computations and the time associated with them, there is the potential to improve throughput by a factor of x (Emer et al., 2021). Given that the signed-binary has a 35% aggregate density—meaning only 35% of the multiplications are effectual—exploiting sparsity during inference can lead to a potential $2.86\times$ increase in throughput compared to dense binary $\{1,-1\}$. In practice, the speedup we observe on real hardware is in the range $1.26x-1.75x$ as the support for unstructured sparsity on general-purpose devices is an active area of research (Wu et al., 2021). This speedup is comparable to the speedup due to unstructured sparsity on general-purpose devices in recent papers (Gong et al., 2020; Hegde et al., 2019).

Energy Reduction To estimate energy reduction due to the unstructured sparsity during inference, we use the cycle-level micro-architectural simulator (Muñoz-Matrínez et al., 2021) of a sparsity supporting ASIC (Qin et al., 2020). We take their publicly released code and use it under default configuration. We observe that decreasing density from 100% to 35% for one-bit ResNet 18 leads to a $\sim 2x$ reduction in energy during inference. Thus, switching from binary to signed-binary would lead to significant improvements in power consumption on ASICs.

7 DISCUSSION AND FUTURE WORK

The paper introduces the concept of repetition-sparsity trade-off and proposes Signed Binary, a quantization-system co-design framework that addresses this trade-off by performing local binarization resulting in global ternarization. Signed Binary exhibit Pareto optimality compared to prior binary methods, improving accuracy per effectual parameter and enhancing computational efficiency during inference with respect to speed, energy, and density. However, signed binary requires training from scratch, which can be time-consuming and computationally expensive. Additionally, the understudied repercussions of quantization and, consequently, signed binary quantization on model bias warrant further exploration. Despite these limitations, Signed Binary presents a promising approach for training efficient models that are both accurate and computationally efficient, particularly well-suited for applications where hardware resources are limited, such as mobile devices and embedded systems.

REFERENCES

- Y. Bai, Y. X. Wang, and E. Liberty. Proxquant: Quantized neural networks via proximal operators. In *ICLR'19*, arXiv (2018), 2018.
- Tom B. Brown, Benjamin Mann, Nick Ryder, Melanie Subbiah, Jared Kaplan, Prafulla Dhariwal, Arvind Neelakantan, Pranav Shyam, Girish Sastry, Amanda Askell, Sandhini Agarwal, Ariel Herbert-Voss, Gretchen Krueger, Tom Henighan, Rewon Child, Aditya Ramesh, Daniel M. Ziegler, Jeffrey Wu, Clemens Winter, Christopher Hesse, Mark Chen, Eric Sigler, Mateusz Litwin, Scott Gray, Benjamin Chess, Jack Clark, Christopher Berner, Sam McCandlish, Alec Radford, Ilya Sutskever, and Dario Amodei. Language models are few-shot learners. *CoRR*, abs/2005.14165, 2020.
- Adrian Bulat and Georgios Tzimiropoulos. Xnor-net++: Improved binary neural networks. *arXiv preprint arXiv:1909.13863*, 2019.
- Adrian Bulat, Georgios Tzimiropoulos, Jean Kossaifi, and Maja Pantic. Improved training of binary networks for human pose estimation and image recognition. *arXiv preprint arXiv:1904.05868*, 2019.
- Yu-Hsin Chen, Tien-Ju Yang, Joel Emer, and Vivienne Sze. Eyeriss v2: A flexible accelerator for emerging deep neural networks on mobile devices. *IEEE Journal on Emerging and Selected Topics in Circuits and Systems*, 9(2):292–308, 2019.
- M. Courbariaux, Y. Bengio, and J. P. David. Binaryconnect: Training deep neural networks with binary weights during propagations. In *NIPS'15*, 2015.
- M. Courbariaux, I. Hubara, D. Soudry, R. El-Yaniv, and Y. Bengio. Binarized neural networks: Training deep neural networks with weights and activations constrained to +1 or -1. In *NIPS'16*, 2016.
- M. Cowan, T. Moreau, T. Chen, J. Bornholt, and L. Ceze. Automatic generation of high-performance quantized machine learning kernels. In *CGO'20*, 2020.
- Pengcheng Dai, Jianlei Yang, Xucheng Ye, Xingzhou Cheng, Junyu Luo, Linghao Song, Yiran Chen, and Weisheng Zhao. Sparsetrain: Exploiting dataflow sparsity for efficient convolutional neural networks training. In *2020 57th ACM/IEEE Design Automation Conference (DAC)*, pp. 1–6. IEEE, 2020.
- J. Deng, W. Dong, R. Socher, L.-J. Li, K. Li, and L. Fei-Fei. ImageNet: A large-scale hierarchical image database. In *CVPR'09*, 2009.
- Li Dong, Shaohan Huang, Furu Wei, Mirella Lapata, Ming Zhou, and Ke Xu. Learning to generate product reviews from attributes. In *Proceedings of the 15th Conference of the European Chapter of the Association for Computational Linguistics: Volume 1, Long Papers*, volume 1, pp. 623–632, 2017.
- Joel Emer, Angshuman Parashar, Vivienne Sze, Po-An Tsai, and Yannan Nellie Wu. Sparse tensor accelerators: Abstraction and modeling. In *ISCA Tutorial 2021*, 2021.
- Cheng Fu, Hanxian Huang, Bram Wasti, Chris Cummins, Riyadh Baghdadi, Kim Hazelwood, Yuandong Tian, Jishen Zhao, and Hugh Leather. Q-gym: An equality saturation framework for dnn inference exploiting weight repetition. In *Proceedings of the International Conference on Parallel Architectures and Compilation Techniques*, pp. 291–303, 2022.
- Ruihao Gong, Xianglong Liu, Shenghu Jiang, Tianxiang Li, Peng Hu, Jiazhen Lin, Fengwei Yu, and Junjie Yan. Differentiable soft quantization: Bridging full-precision and low-bit neural networks. In *Proceedings of the IEEE/CVF International Conference on Computer Vision*, pp. 4852–4861, 2019.
- Zhangxiaowen Gong, Houxiang Ji, Christopher W Fletcher, Christopher J Hughes, Sara Bagsorkhi, and Josep Torrellas. Save: Sparsity-aware vector engine for accelerating dnn training and inference on cpus. In *2020 53rd Annual IEEE/ACM International Symposium on Microarchitecture (MICRO)*, pp. 796–810. IEEE, 2020.

- Alex Graves, Abdel rahman Mohamed, and Geoffrey Hinton. Speech recognition with deep recurrent neural networks. In *IEEE international conference on acoustics, speech and signal processing*, 2013.
- K. He, X. Zhang, S. Ren, and J. Sun. Deep residual learning for image recognition. In *CVPR'16*, 2016.
- K. Hegde, J. Yu, R. Agrawal, M. Yan, M. Pellauer, and C. Fletcher. Ucn: Exploiting computational reuse in deep neural networks via weight repetition. In *ISCA'18*, 2018.
- Kartik Hegde, Hadi Asghari-Moghaddam, Michael Pellauer, Neal Crago, Aamer Jaleel, Edgar Solomonik, Joel Emer, and Christopher W Fletcher. Extensor: An accelerator for sparse tensor algebra. In *Proceedings of the 52nd Annual IEEE/ACM International Symposium on Microarchitecture*, pp. 319–333, 2019.
- Q. Hu, P. Wang, and J. Cheng. From hashing to cnns: Training binaryweight networks via hashing. In *AAAI'18*, 2018.
- Yash Jain, Chi Ian Tang, Chulhong Min, Fahim Kawsar, and Akhil Mathur. Collossl: Collaborative self-supervised learning for human activity recognition. *Proceedings of the ACM on Interactive, Mobile, Wearable and Ubiquitous Technologies*, 6(1):1–28, 2022.
- A. Krizhevsky and G. Hinton. Learning multiple layers of features from tiny images. Technical report, Citeseer, 2009.
- Fengfu Li, Bo Zhang, and Bin Liu. Ternary weight networks. *arXiv preprint arXiv:1605.04711*, 2016.
- Xiaofan Lin, Cong Zhao, and Wei Pan. Towards accurate binary convolutional neural network. *Advances in neural information processing systems*, 30, 2017.
- Zechun Liu, Baoyuan Wu, Wenhan Luo, Xin Yang, Wei Liu, and Kwang-Ting Cheng. Bi-real net: Enhancing the performance of 1-bit cnns with improved representational capability and advanced training algorithm. In *Proceedings of the European Conference on Computer Vision (ECCV)*, pp. 722–737, 2018.
- Andrew L Maas, Awni Y Hannun, and Andrew Y Ng. Rectifier nonlinearities improve neural network acoustic models. In *ICML'13, ICML'13*, 2013.
- Ajay Mandlekar, Danfei Xu, Josiah Wong, Soroush Nasiriany, Chen Wang, Rohun Kulkarni, Li Fei-Fei, Silvio Savarese, Yuke Zhu, and Roberto Martín-Martín. What matters in learning from offline human demonstrations for robot manipulation. In *Conference on Robot Learning (CoRL)*, 2021.
- Francisco Muñoz-Matrnéz, José L. Abellán, Manuel E. Acacio, and Tushar Krishna. Stonne: Enabling cycle-level microarchitectural simulation for dnn inference accelerators. In *2021 IEEE International Symposium on Workload Characterization (IISWC)*, 2021.
- H. Pouransari, Z. Tu, and O. Tuzel. Least squares binary quantization of neural networks. In *CVPRW'20*, 2020.
- Rohan Prabhakar, Sachit Kuhar, Rohit Agrawal, Christopher J Hughes, and Christopher W Fletcher. Summerge: an efficient algorithm and implementation for weight repetition-aware dnn inference. In *Proceedings of the ACM International Conference on Supercomputing*, pp. 279–290, 2021.
- Eric Qin, Ananda Samajdar, Hyoukjun Kwon, Vineet Nadella, Sudarshan Srinivasan, Dipankar Das, Bharat Kaul, and Tushar Krishna. Sigma: A sparse and irregular gemm accelerator with flexible interconnects for dnn training. In *2020 IEEE International Symposium on High Performance Computer Architecture (HPCA)*, pp. 58–70. IEEE, 2020.
- Haotong Qin, Ruihao Gong, Xianglong Liu, Mingzhu Shen, Ziran Wei, Fengwei Yu, and Jingkuan Song. Forward and backward information retention for accurate binary neural networks. In *Proceedings of the IEEE/CVF conference on computer vision and pattern recognition*, pp. 2250–2259, 2021.

- M. Rastegari, V. Ordonez, J. Redmon, and A. Farhadi. Xnor-net: Imagenet classification using binary convolutional neural networks. In *ECCV'16*, 2016.
- Vivienne Sze, Yu-Hsin Chen, Tien-Ju Yang, and Joel S Emer. Efficient processing of deep neural networks. *Synthesis Lectures on Computer Architecture*, 15(2):1–341, 2020.
- Hanrui Wang, Zhekai Zhang, and Song Han. Spatten: Efficient sparse attention architecture with cascade token and head pruning. In *2021 IEEE International Symposium on High-Performance Computer Architecture (HPCA)*, pp. 97–110. IEEE, 2021.
- Ziheng Wang. Sparsert: Accelerating unstructured sparsity on gpus for deep learning inference. In *Proceedings of the ACM international conference on parallel architectures and compilation techniques*, pp. 31–42, 2020.
- Yannan Nellie Wu, Po-An Tsai, Angshuman Parashar, Vivienne Sze, and Joel S Emer. Sparseloop: An analytical, energy-focused design space exploration methodology for sparse tensor accelerators. In *2021 IEEE International Symposium on Performance Analysis of Systems and Software (ISPASS)*, pp. 232–234. IEEE, 2021.
- Zihan Xu, Mingbao Lin, Jianzhuang Liu, Jie Chen, Ling Shao, Yue Gao, Yonghong Tian, and Rongrong Ji. Recu: Reviving the dead weights in binary neural networks. In *Proceedings of the International Conference on Computer Vision (ICCV)*, pp. 5198–5208, 2021.
- Dongqing Zhang, Jiaolong Yang, Dongqiangzi Ye, and Gang Hua. Lq-nets: Learned quantization for highly accurate and compact deep neural networks. In *European Conference on Computer Vision (ECCV)*, 2018.
- Shuchang Zhou, Yuxin Wu, Zekun Ni, Xinyu Zhou, He Wen, and Yuheng Zou. Dorefa-net: Training low bitwidth convolutional neural networks with low bitwidth gradients. *arXiv preprint arXiv:1606.06160*, 2016.
- Chenzhuo Zhu, Song Han, Huizi Mao, and William J Dally. Trained ternary quantization. *arXiv preprint arXiv:1612.01064*, 2016.

A METHOD VISUALIZATION

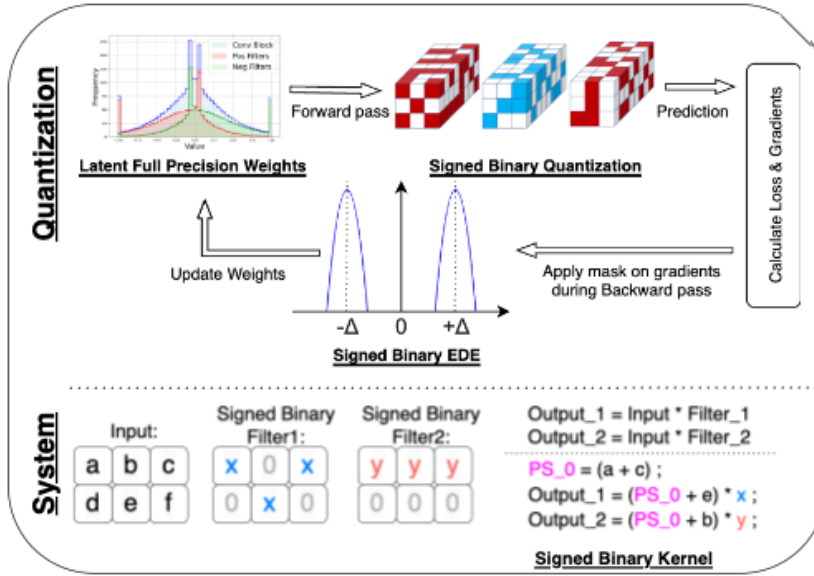
Signed Binarization: Quant-System Co-Design Framework

Figure 8: The unified co-design framework, known as the Signed Binary approach, effectively integrates all components to address the repetition-sparsity trade-off, thereby enhancing computational efficiency while maintaining competitive accuracy. Signed binary EDE leads to more meaningful representations, Signed binary quantization balances repetition and sparsity, and Latent-Full-Precision weights align to create a smaller Laplacian-like distribution, as shown in the green-red color (as opposed to the blue-colored Laplacian-like distribution that constitutes for total parameters similar to binary’s Laplacian). Finally, on the bottom, co-design with signed binary kernel leads to reducing arithmetic operations, resulting in faster inference on real hardware.

B VISUALIZING EXPLOITATION OF REPETITION AND SPARSITY

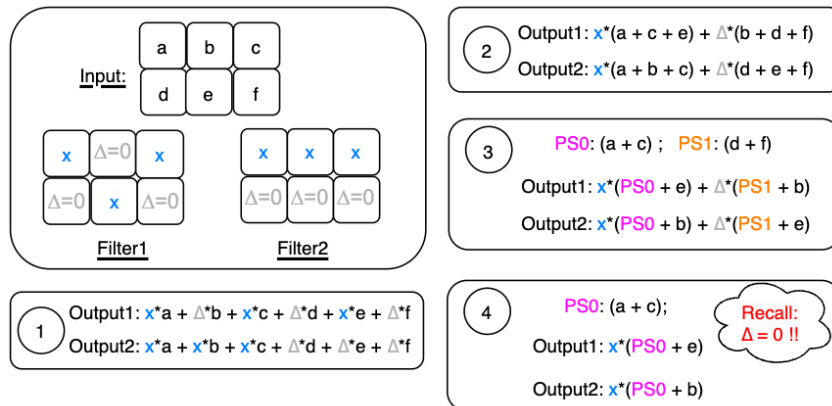


Figure 9: Visualization of repetition and sparsity during inference in modern systems: (1) Input and two filters that need to be multiplied (2) naive multiplication of weights and activations to create output 1 and output 2. (3) Re-ordering of weights and activations to simplify work within each filter (and exploit intra filter repetition phenomenon (Hegde et al., 2018)) (3) Using partial sums to reduce the work across filters (and exploit intra filter repetition phenomenon (Hegde et al., 2018)) (4) exploiting sparsity (by acknowledging repetition of zero weights as a special case of weight repetition (Sze et al., 2020; Hegde et al., 2018; Prabhakar et al., 2021)).

C EXTENDED BACKGROUND

Weight Repetition: Quantization of weights in DNN leads to the same value being repeated again and again in the weight tensor. This phenomenon is known as weight repetition (Hegde et al., 2018). Since the weights are fixed during DNN inference, this leads to opportunities for optimizations. The objective is to improve efficiency during inference with respect to time and energy by exploiting the repetition of weights and reducing memory accesses (Sze et al., 2020).

Using weight repetition for efficiency first originated in the BNN (Courbariaux et al., 2016) which talked about the idea of filter repetition in BNNs for efficient inference. The authors highlight that the number of unique filters possible in a binary setting is bounded by the filter size. This is explained with an example that a 3×3 2D filter can only have 2^9 unique filters in a binary network. (Courbariaux et al., 2016) states that there are only 42% of unique filters per layer on average which can lead to reducing the number of XNOR operations by 3x.

UCNN (Hegde et al., 2018) was the first work that demonstrated efficiency by using weight repetition on ASICs. It performed efficient inference by reordering the weights and thus reorders activations and operations. This reduces memory access and decreases the number of arithmetic operations required during DNN inference. For example, if the filter weights are $[a, b, a, a]$ and activations are $[w, x, y, z]$, UCNN would reorder it as $a \times (w + y + z) + b \times (x)$ for efficient inference (Sze et al., 2020). They show that weight repetition is widespread and abundant across a range of networks (like ResNet, and AlexNet) trained on a variety of datasets (CIFAR10, ImageNet). Finally, they show that weight repetition leads to a 4x improvement in throughput normalized energy consumption with only 24% area overhead relative to the same baseline.

SumMerge (Prabhakar et al., 2021) extends the idea of UCNN even further by using both weight repetition and weight sparsity for efficient DNN inference. For example, if $b = 0$ in the previous example, SumMerge would compute $a \times (w + y + z)$ during inference. It enabled repetition and sparsity aware inference on general purpose devices and showed that arithmetic operations could be reduced by 20x and 15x for binary and ternary networks respectively. Q-Gym (Fu et al., 2022) is Meta’s latest inference system that treats weight repetition as a combinatorial optimization problem to achieve SOTA speedup on CPUs and GPUs for both single-threaded and multi-threaded settings.

D SIGNED-BINARY VS BINARY WRT EFFECTUAL PARAMETERS

We would like to compare binary with signed-binary when the DNN has the same number of non-zero parameters. Signed-Binary ResNet trained on CIFAR10 has slightly greater than 50% sparsity. If we reduce the total number of parameters of the binary ResNet by half, the resulting model would have comparable number of non-zero weights to signed-binary ResNet. This is done by reducing depth (see Table 6a) and by reducing width (see Table 6b). We train these models under identical conditions (setup details in the appendix). To clarify, row 1 & row 2 of Table 6 have the same number of total parameters while row 1 & row 3 have a comparable number of non-zero parameters. Thus, signed-binary leads to a higher accuracy than binary when both methods have comparable number of effectual operations.

Quant	# Parameters	Depth	Acc	Quant	# Parameters	Width	Acc
SB	0.46M	32	91.55%	SB	0.27M	$1 \times$	90.05%
B	0.46M	32	91.22%	B	0.27M	$1 \times$	90.20%
B	0.27M	20	90.16%	B	0.14M	$[0.7 \times]$	88.5%

(a) **Reducing number of parameters by reducing depth:** We observe that accuracy of binary is 1.3% lower than signed-binary with comparable non-zero weights.

(b) **Reducing number of parameters by reducing width:** We observe that accuracy of binary is 1.7% lower than signed-binary with comparable non-zero weights.

Table 6: **Binary vs Signed-Binary with comparable non-zero weights:** We observe that Signed-Binary achieves higher accuracy when compared to binary with comparable effectual operations.

E BASELINES

Baselines for Comparison with Prior work: Figure 4 shows comparison against prior-art methods: LQ-Net Zhang et al. (2018), DSQ Gong et al. (2019), BC Courbariaux et al. (2015), ProxQuant Bai et al. (2018), IR-Net Qin et al. (2021), DoReFA Zhou et al. (2016), SQ-BWN Dong et al. (2017), BWN Rastegari et al. (2016), BWNH Hu et al. (2018), ABC-Net Lin et al. (2017), BWHN Hu et al. (2018), LS Pouransari et al. (2020), Bi-Real Liu et al. (2018), .

F ADDITIONAL ABLATIONS ON CIFAR-10

We perform ablation on (1) batch sizes, (2) non-linearity on CIFAR10 (Krizhevsky & Hinton, 2009) dataset and report the numbers in Table 7a and 7b respectively. The setup is the same as mentioned above. We observe that for our method, there is a drop in accuracy with higher batch size, PReLU (Maas et al., 2013) works best and it is not sensitive to the choice of delta.

Batch Size	Accuracy (Top-1)	Non-Linearity	Accuracy (Top-1)
16	89.44	ReLU	88.64
32	90.05	PReLU	90.05
64	89.62	TanH	88.75
128	89.59	LReLU	89.22

(a) **Ablation on Batch Size:** The setup is identical across batch sizes and the non-linearity used is PReLU. We observe a decrease in accuracy when a high batch size of 256 is used.

(b) **Ablation on Non-Linearity:** The setup is identical across non-linearity and the batch size used is 32. We observe that PReLU works best for our method.

Table 7: **Additional Ablations on CIFAR10:** Abations on batch size and non-linearity for SB.

G LATENT FULL-PRECISION WEIGHTS & STANDARDIZATION

Binary quantization has shown to improve accuracy from standardization of latent full-precision weights. However, this trend is not observed in signed-binary networks.

Standardization Strategy	Accuracy (%)
Local Signed-Binary Regions	59.1
Global Signed-Binary Block	61.2
No Standardization	61.4

Table 8: Comparison of Standardization Strategies on Accuracy

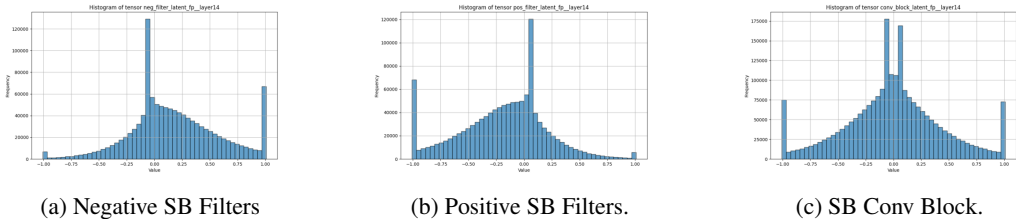


Figure 10: Distribution of Latent Full-Precision Weights: While the local signed-binary weights are neither zero mean, nor Laplacian, the entire conv block is zero mean Laplacian distribution. The peaks in the image are because of clipping at ± 1 along with thresholding at $\pm \Delta$.

H ARITHMETIC REDUCTION ABLATION

Figure 11 compares the arithmetic reduction of binary, ternary, and signed-binary quantization for convolutional layers of various sizes. The reduction is measured relative to dense computation. The figure is created using Sum-Merge’s DNN inference algorithm, which generates data-flow graphs with weight-dependent structures. The experiment is conducted using the original test settings and methodologies as described by the original authors. The reported arithmetic operation reduction is for uniform distribution tensors. We observe that signed-binary is the most efficient and achieves the maximum arithmetic reduction for all convolutional layers.

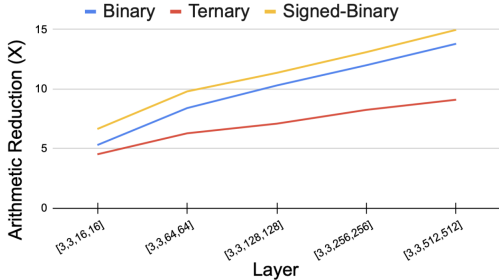


Figure 11: Arithmetic Reduction (higher is better) for Binary, Ternary and Signed-Binary. Results are relative to dense computation.

I DATASETS

Licenses of ImageNet (Deng et al., 2009) and CIFAR10 (Krizhevsky & Hinton, 2009) datasets used in this paper are listed in Table 1. Every accuracy reported in this paper is on validation set of the dataset.

Dataset	License	Source
ImageNet	Non-Commercial	ILSVRC2012
CIFAR10	N/A	CIFAR

Table 9: **Dataset with Licenses:** License and source of the datasets used.

ImageNet and CIFAR10 are standard publicly used datasets. Since they do not own their images, therefore they do not have a release license. Actual images may have their own copyrights but ImageNet provides stipulations for using their dataset (for non-commercial use). We do not recommend using the resulting signed-binary models trained on these datasets for any commercial use.