

Rethinking PGD Attack: Is Sign Function Necessary?

Junjie Yang¹, Tianlong Chen², Xuxi Chen³, Zhangyang Wang³, Yingbin Liang¹

¹The Ohio State University, ²MIT@CSAIL, ³University of Texas at Austin

Abstract

Neural networks have demonstrated success in various domains, yet their performance can be significantly degraded by even a small input perturbation. Consequently, the construction of such perturbations, known as adversarial attacks, has gained significant attention, many of which fall within "white-box" scenarios where we have full access to the neural network. Existing attack algorithms, such as the projected gradient descent (PGD), commonly take the *sign* function on the raw gradient before updating adversarial inputs, thereby neglecting gradient magnitude information. In this paper, we present a theoretical analysis of how such *sign*-based update algorithm influences step-wise attack performance, as well as its caveat. We also interpret why previous attempts of directly using raw gradients failed. Based on that, we further propose a new *raw gradient descent* (RGD) algorithm that eliminates the use of *sign*. Specifically, we convert the constrained optimization problem into an unconstrained one, by introducing a new hidden variable of non-clipped perturbation that can move beyond the constraint. The effectiveness of the proposed RGD algorithm has been demonstrated extensively in experiments, outperforming PGD and other competitors in various settings, without incurring any additional computational overhead. The codes is available in <https://github.com/JunjieYang7/RGD>.

1 Introduction

Neural network has been widely adopted in many areas, e.g., computer vision (Krizhevsky et al., 2012; He et al., 2016) and natural language processing (Hochreiter and Schmidhuber, 1997). Generally, a well-trained

neural network can make very accurate prediction when classifying image classes. However, existing works (Goodfellow et al., 2015; Madry et al., 2018; Zhang et al., 2020, 2021) have shown that merely tiny perturbations of the neural network input, which would not affect human judgment, might cause significant mistakes for the network output. These perturbations can be intentionally generated using various algorithms, usually referred to as adversarial attacks. Adversarial attacks are commonly categorized into white-box attacks and black-box attacks. In white-box attacks, we have access to all neural network parameters, allowing us to exploit this information (e.g., through back-propagation) to generate adversarial inputs. In contrast, the neural network architectures are inaccessible in the scenario of black-box attacks, and one can only test different inputs and their corresponding outputs to identify successful adversarial examples.

This work focuses exclusively on the white-box scenario, particularly for the L_∞ norm-based projected gradient descent (PGD) (Madry et al., 2018) attack. In L_∞ norm attacks, the learned perturbation δ is constrained within an ϵ -ball, ensuring that the absolute magnitudes of all pixel values do not exceed ϵ . Under these constraints, most white-box algorithms employ the "signed gradient" to maximize the perturbation values and approach the ϵ boundary, thereby generating stronger attacks. For instance, the Fast Gradient Sign Method (FGSM) (Goodfellow et al., 2015) initially introduces the sign operation for one-step perturbation update. Subsequently, Madry et al. (2018) proposes the PGD to iteratively update the perturbation using the signed gradient. Following-up PGD-based approaches, such as MIM (Dong et al., 2018) and Auto-Attack (Croce and Hein, 2020), unan-

imously follow the practice of using the sign function. Previous work (Agarwal et al., 2020) has empirically demonstrated that the "signed gradient" significantly outperforms the raw gradient in FGSM context. However, the signed gradient, compared to the raw gradient, abandons magnitude information in PGD, which may compromise the adversary information too. This motivates the following questions:

- Despite the loss of gradient value information, sign-based attacks remain the preferred choice in L_∞ norm scenarios. What are the critical factors in determining the quality of perturbations in PGD? Why does the raw gradient fail to generate more effective adversarial attacks?

Note that the raw gradient is found effective in L_2 contexts. For instance, the C&W (Carlini and Wagner, 2017) attack, a widely used algorithm, utilizes the raw gradient and incorporates constraint terms and variable changes for adversarial attacks. Therefore, more pertinent questions arise:

- Why does the "signed gradient" appear necessary in L_∞ attacks, but not so in L_2 cases? What are the pros and cons of the sign function? Can we achieve more general attack success (including L_∞) without the "sign" operation, and can that even outperform signed gradients?

1.1 Main Contributions

This work rigorously analyzes how the perturbation update method affects the adversarial quality and further empirically shows why raw gradient is not favored in the current PGD algorithm. Moreover, we propose a new raw gradient-based algorithm that outperforms vanilla PGD across various scenarios without introducing any extra computational cost.

In this study, our first objective is to theoretically characterize the effect of update mechanisms on adversarial samples at each step. We observe that a stronger attack in the previous step, or a larger perturbation change, leads to a greater attack improvement in the subsequent step. Furthermore, our empirical observations reveal that in the later update steps, vanilla PGD, which employs the sign function, exhibits a larger change in perturbation compared

to raw gradient-based PGD. Such a larger change facilitates more pixels approaching the ϵ boundary, indicating a stronger attack update based on the theoretical results. This explains the preference for using the signed gradient in PGD.

Next, we point out that the failure of the raw gradient in PGD is not only due to the insufficient update on its own, but also attributed to the clipping design. In PGD, all perturbations are clipped within the ϵ ball per step. This design results in the loss of significant magnitude information for the raw gradient update, particularly when most pixels approach the ϵ boundary. Instead, we introduce a new hidden variable of non-clipped perturbation for updating. In this way, the L_∞ norm-based adversarial attack, a constrained optimization problem, is transformed into an unconstrained optimization problem, where the proposed hidden variable is allowed to surpass the ϵ boundary. Extensive experiments further demonstrate that our proposed method significantly improves the performance of raw update-based PGD and even outperforms vanilla PGD, without incurring additional computational overhead.

2 Related Works

Adversarial robustness has been explored in recent years. Szegedy et al. (2013) were the first to mention that imperceptible perturbations can cause networks to misclassify images. Then, based on gradients with respect to the input, Goodfellow et al. (2015) proposed the one-step FGSM for generating adversarial examples. Furthermore, iterative-based adversarial attacks such as BIM (Kurakin et al., 2018) and PGD (Madry et al., 2018) have been proposed for white-box attacks. The difference between these algorithms lies in whether they adopt random initialization or not. The C&W attack (Carlini and Wagner, 2017) introduced a regularized loss parameterized by c and demonstrated that defensive distillation does not significantly enhance robustness. DeepFool (Moosavi-Dezfooli et al., 2016) generated perturbations by projecting the data onto the closest hyperplane. Auto-Attack (Croce and Hein, 2020) combines four different attacks, two of which are PGD variants. Regarding the role of the

"sign" function, Agarwal et al. (2020) demonstrated that gradient magnitude alone cannot result in a successful FGSM attack. Meanwhile, by manipulating the images in the opposite direction of the gradient, the classification error rates can be significantly reduced.

Black-box attacks have also received significant attention in the field. For instance, Chen et al. (2017) introduced the use of zeroth-order information to estimate the neural network gradients in order to generate adversarial examples. In a different approach, Ilyas et al. (2018) incorporated natural evolutionary strategies to enhance query efficiency. Furthermore, Al-Dujaili and O'Reilly (2020) proposed a sign-based gradient estimation approach, which replaced continuous gradient estimation with binary black-box optimization. The Square Attack algorithm, proposed by Andriushchenko et al. (2020), introduced randomized localized square-shaped updates, resulting in a substantial improvement in query efficiency. Another approach, Rays (Chen and Gu, 2020), transformed the continuous problem of finding the closest decision boundary into a discrete problem and achieved success in hard-label contexts.

3 Methodology

In this section, we introduce the formulation of adversarial attacks and present our algorithm. Let us consider the input $x \in \mathbb{R}^n$ with its true label y . We define the prediction model $f(x; w)$, where w represents the model's parameters. The loss function, denoted as $l(f(x; w), y)$, quantifies the discrepancy between the model's output $f(x; w)$ and the true label y . Hence, our objective in L_∞ norm based adversarial attack is to maximize the loss function $g(x + \delta)$, while constraining the perturbation δ within an ϵ -ball, as follows:

$$\max_{\delta: \|\delta\|_\infty \leq \epsilon} l(f(x + \delta); w), y) = g(x + \delta).$$

In practice, we adopt ϵ -ball projection $\sigma_\epsilon(\cdot)$ to construct the projected perturbation $\delta_c = \sigma_\epsilon(\delta)$ and it satisfies $\|\delta_c\|_\infty \leq \epsilon$. The $\sigma_\epsilon(\cdot)$ operation can be char-

acterized as follows:

$$\delta_c = \sigma_\epsilon(\delta) = \max(\min(\delta, \epsilon), -\epsilon).$$

Note that σ_ϵ projection operates element-wisely.

Inspired by Fast Gradient Sign Method (FGSM) (Goodfellow et al., 2015), most attack algorithms utilize the sign function for perturbation update where Projected Gradient Descent (PGD) (Madry et al., 2018) is widely studied and applied. Specifically, The perturbation δ is iteratively updated using the signed gradient in PGD. If we represent the perturbation at the t -th step as δ^t ($t = 0, \dots, T - 1$), the update procedure in PGD can be described as follows:

$$(Vanilla\ PGD) \quad \delta^{t+1} = \delta_c^t + \alpha \text{sign}(\nabla_\delta g(x + \delta_c^t)), \quad (1)$$

where $\delta_c^t = \sigma_\epsilon(\delta^t)$ represents the element-wise clipped (or projected) perturbation at the t -th step. The $\text{sign}()$ function assigns a value of 1 to positive elements and -1 to negative elements. The adversarial performance is evaluated by measuring the performance of the clipped final step perturbation, denoted as $g(x + \delta_c^T)$.

To maximize the adversarial loss $g(x + \delta_c^T)$, a natural question arises: can we eliminate the $\text{sign}()$ function in eq.1, considering that the raw gradient contains more information before being projected into a binary value? A naive variant of PGD with raw updates is defined:

$$(PGD\ raw\ gradient) \quad \delta^{t+1} = \delta_c^t + \alpha \nabla_\delta g(x + \delta_c^t), \quad (2)$$

where we simply remove the $\text{sign}()$ function. However, our experimental results have indicated that update in eq.2 result in worse performance compared to the signed gradient update in terms of robust accuracy.

The failure of utilizing raw gradient arises from the usage of clipped perturbation for update. In Section 4.2, we show that during the update process, more than half of the perturbation elements cross and are projected into the ϵ boundary. Consequently, a significant amount of *raw gradient magnitude* information is eliminated in δ_c^t , making its adoption for update ineffective in strengthening the attack.

To address this issue, we introduce a hidden unclipped perturbation δ^t for update and propose **Raw Gradient Descent (RGD)** algorithm, outlined as follows:

$$(\text{Proposed RGD}) \quad \delta^{t+1} = \delta^t + \alpha \nabla_{\delta} g(x + \delta_c^t). \quad (3)$$

It is important to note that the intermediate update of δ^{t+1} depends on the unclipped δ^t and is allowed to cross the ϵ boundary. The projection restriction is solely applied to the raw gradient $\nabla_{\delta} g(x + \delta_c^t)$. As a result, the constrained optimization problem regarding δ_c^t is transformed into an unconstrained optimization problem concerning δ^t , with the restriction implicitly applied in the gradient computation $\nabla_{\delta} g(x + \delta_c^t)$. The last-iteration output δ^T will be clipped to fit the constraint, as the final output. This design allows the intermediate perturbation to learn the genuine adversarial distribution without any loss of magnitude information. Its effectiveness has been demonstrated through experiments in Section 5, where the clipped objective function $g(x + \delta_c^T)$ was utilized. Furthermore, our proposed algorithm does not incur any additional computational cost compared to the vanilla PGD in eq. (1), except saving the extra term δ^t .

4 Understanding How Update Influences PGD Performance

In this section, we begin by conducting a theoretical analysis of the PGD update and examine how the step-wise update influences the attack performance. Subsequently, we integrate our theoretical findings with experimental results to elucidate why the sign operation has been favored in PGD.

4.1 Theoretical Insights

In this part, we characterize the influence of the update procedure on the adversarial gain $g(x + \delta_c^{t+1}) - g(x + \delta_c^t)$ at each step t . Inspired by existing works (Du et al., 2019; Arora et al., 2019), we consider a model function with one ReLU (Nair and Hinton, 2010) hidden layer, defined as follows:

$$f(x; w) = w_1^T h(w_2 * x), \quad (4)$$

where $h(x) = \max(0, x)$ denotes the element-wisely ReLU function, $x \in \mathbb{R}^{n \times 1}$ denotes the input, $w_1 \in \mathbb{R}^{m \times 1}$ and $w_2 \in \mathbb{R}^{m \times n}$ denote output weight and first-layer vector weight respectively. Assuming the Mean Square Error (MSE) loss, the loss function $g(x + \delta_c)$ is defined as follows:

$$g(x + \delta_c) = \frac{1}{2} [f(x + \delta_c; w) - y^*(x)]^2, \quad (5)$$

where $y^*(x)$ denotes the real label value for input x .

Theorem 1. *Considering $g(x) = \frac{1}{2} [w_1^T h(w_2 * x) - y^*(x)]^2$, activation function $h(x)$ as ReLU, we define $|\cdot|$ as element wise absolute operation, then the adversarial step gain $g(x + \delta_c^{t+1}) - g(x + \delta_c^t)$ is bounded as follows:*

$$g(x + \delta_c^{t+1}) - g(x + \delta_c^t) \leq \frac{\sqrt{2}}{2} |w_1^T| |w_2| |\delta_c^{t+1} - \delta_c^t| \left(\sqrt{g(x + \delta_c^{t+1})} + \sqrt{g(x + \delta_c^t)} \right),$$

where δ_c^t denotes the clipped perturbation in t -th step.

The theorem demonstrates that the adversarial gain in step t depends on two factors: (i) The magnitude of perturbation change, $\delta_c^{t+1} - \delta_c^t$. If the update algorithm results in a large perturbation change, the adversarial gain will be increased. (ii) The previous adversarial loss $g(x + \delta_c^t)$, and the updated loss $g(x + \delta_c^{t+1})$. It is important to note that the adversarial loss is non-negative, and we expect the updated $g(x + \delta_c^{t+1})$ to be greater than the previous $g(x + \delta_c^t)$. Therefore, the step gain $g(x + \delta_c^{t+1}) - g(x + \delta_c^t)$ is highly influenced by the previous loss $g(x + \delta_c^t)$. As a result, a larger previous adversarial loss $g(x + \delta_c^t)$ implies a better step gain. In summary, if our update algorithm induces a significant perturbation change $\delta_c^{t+1} - \delta_c^t$ and starts with a substantial initial adversarial loss $g(x + \delta_c^t)$, it will lead to a larger adversarial gain $g(x + \delta_c^{t+1}) - g(x + \delta_c^t)$.

4.2 Empirical Study

We next conduct a further study to analyze how the update process shapes adversarial samples in practice.

	Algorithm	1	2	3	4	5	6	7
Robust Accuracy (%)	PGD	65.51	52.8	46.74	44.89	43.84	43.43	43.19
	PGD (raw)	58.74	50.36	46.7	45.58	44.98	44.68	44.54
	RGD	55.65	47.58	45.14	43.97	43.4	43.04	42.88
Boundary Ratio (%)	PGD	31.7	52.5	74.5	78.1	83.2	85.0	86.9
	PGD (raw)	24.2	39.6	47.8	52.2	55.3	57.4	59.1
	RGD	34.5	52.5	60.1	64.3	67.0	69.0	70.6

Table 1: Comparison of update algorithms for robust accuracy and perturbation pixel-wise boundary ratio in different steps.

Dataset	Method	PGD	PGD(raw)	RGD
CIFAR-10 ($\epsilon = 8/255$)	WRN-28(Ding et al., 2020)	52.64 \pm 0.052	53.98 \pm 0.067	52.56 \pm 0.013
	PreRN-18(Wong et al., 2020)	47.45 \pm 0.052	47.50 \pm 0.013	47.31 \pm 0.005
	RN-18(Addepalli et al., 2022)	57.06 \pm 0.044	57.11 \pm 0.005	57.03 \pm 0.000
	RN-18(Engstrom et al., 2019)	43.23 \pm 0.023	44.50 \pm 0.015	42.87 \pm 0.010
CIFAR-10 ($\epsilon = 16/255$)	WRN-28(Ding et al., 2020)	37.53 \pm 0.143	40.93 \pm 0.068	37.19 \pm 0.024
	PreRN-18(Wong et al., 2020)	13.32 \pm 0.073	14.98 \pm 0.012	12.99 \pm 0.015
	RN-18(Addepalli et al., 2022)	25.57 \pm 0.094	25.87 \pm 0.016	25.27 \pm 0.006
	RN-18(Engstrom et al., 2019)	14.19 \pm 0.033	19.11 \pm 0.048	13.37 \pm 0.028
CIFAR-100 ($\epsilon = 16/255$)	WRN-28(Wang et al., 2023)	21.10 \pm 0.075	20.72 \pm 0.000	20.61 \pm 0.000
	XCiT(Debenedetti et al., 2022)	15.28 \pm 0.067	15.44 \pm 0.000	15.28 \pm 0.004
	WRN-34(Addepalli et al., 2022)	16.37 \pm 0.010	16.16 \pm 0.019	15.94 \pm 0.013
	RN-18(Addepalli et al., 2022)	14.45 \pm 0.082	14.40 \pm 0.008	14.20 \pm 0.010
	PreRN-18(Rice et al., 2020)	6.14 \pm 0.035	7.36 \pm 0.018	5.78 \pm 0.010
ImageNet ($\epsilon = 4/255$)	WRN-50(Salman et al., 2020)	42.02 \pm 0.041	42.57 \pm 0.032	41.88 \pm 0.015
	RN-50(Wong et al., 2020)	29.0 \pm 0.028	28.56 \pm 0.013	27.85 \pm 0.027
	RN-18(Salman et al., 2020)	30.08 \pm 0.054	30.45 \pm 0.010	30.08 \pm 0.008
ImageNet ($\epsilon = 8/255$)	WRN-50(Salman et al., 2020)	19.35 \pm 0.041	21.75 \pm 0.050	18.97 \pm 0.032
	RN-50(Wong et al., 2020)	11.77 \pm 0.030	12.31 \pm 0.016	11.03 \pm 0.010
	RN-18(Salman et al., 2020)	12.88 \pm 0.027	13.69 \pm 0.010	12.68 \pm 0.008

Table 2: Robust accuracy comparison of PGD, PGD with raw update and RGD for 7-step attack. The methods are abbreviated. XCiT-S12:XCiT, WideResNet:WRN, ResNet:RN, and PreActResNet:PreRN.

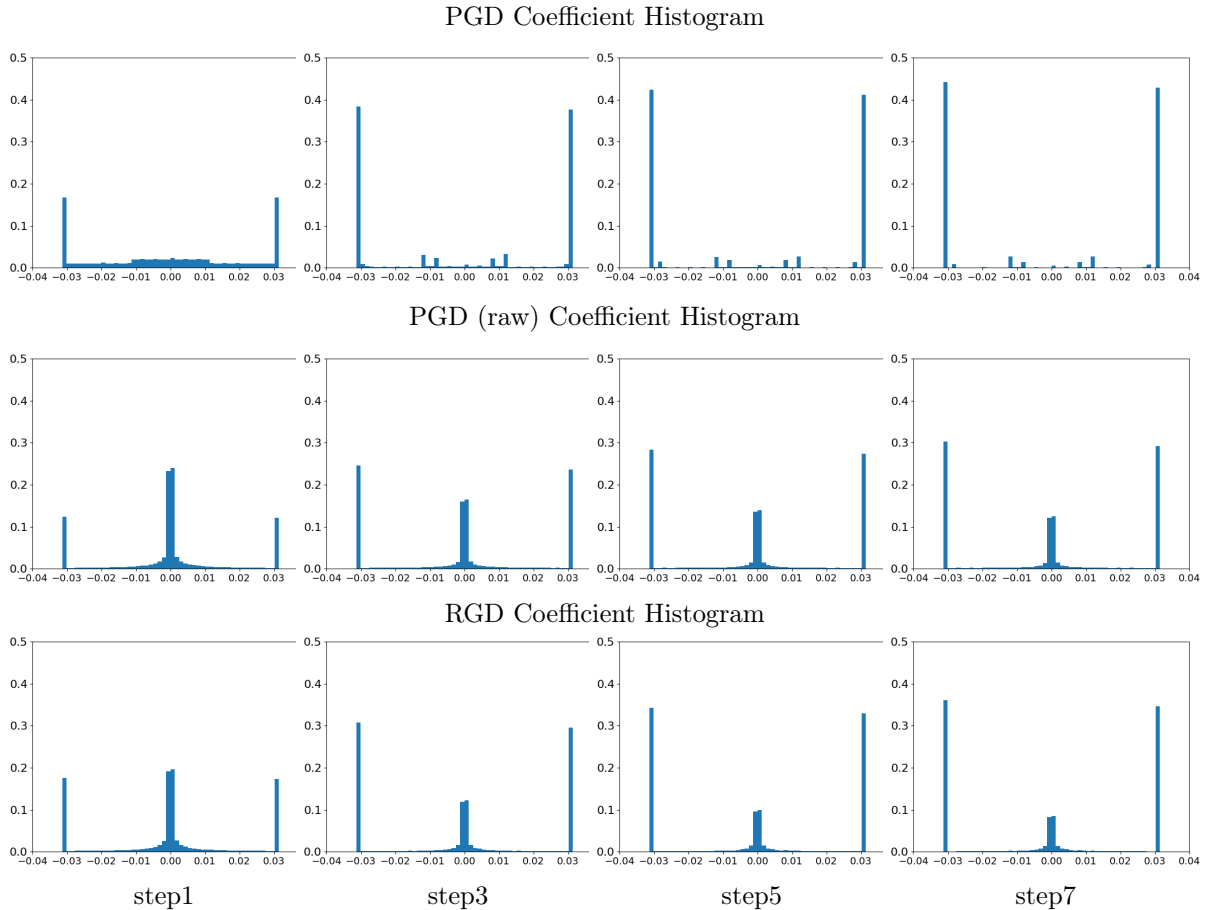


Figure 1: Comparison of update algorithms for perturbation pixel distribution in different steps.

Specifically, we target the robust PGD model ¹ on the CIFAR10 testing dataset within the $\epsilon = 8/255$ ball. The perturbation distribution at each step for three update algorithms (PGD, PGD with raw update, proposed RGD) is illustrated in Figure 1. The results reveal that, within the limited 7 steps, the majority of pixels (86.9%) converge to the boundary in the PGD update, whereas its corresponding raw update shows a lower boundary ratio (59.1%) with a considerable number of pixels remaining stuck at the zero initial point. More detailed information re-

garding the boundary ratio and robust accuracy can be found in Table 1. It reveals that PGD achieves a lower robust accuracy (43.19%) compared to its raw update version (44.54%). Considering the theoretical results presented in Theorem 1, which indicate that larger perturbation changes lead to better performance gains, we can conclude that the success of PGD, in contrast to PGD with naive raw update, can be attributed to its "sign" ability, which facilitates more pixel changes and convergence to the boundary.

Furthermore, it is worth noting that RGD outperforms PGD in terms of attack performance, despite having fewer boundary pixels (70.6% v.s. 86.9%). This can be attributed to the fact that the real ad-

¹The robust model used can be found at <https://github.com/ndb796/Pytorch-Adversarial-Training-CIFAR> with CIFAR10 $\epsilon = 8/255$ L_∞ setting.

versarial distribution in RGD exhibits better attack performance, as indicated by the higher values of $g(x + \delta_c^t)$, resulting in larger adversarial gains at each step, as demonstrated in Table 1. Consequently, RGD is able to learn a better adversarial distribution even without a significant perturbation change. It is important to highlight that PGD (raw), despite its use of raw updates, does not effectively preserve most of the magnitude information due to the clip operation. As a result, it performs significantly worse than RGD.

To ensure a fair comparison, we carefully fine-tuned the step size α for all three algorithms, using grid search. Following the principle of minimal robust accuracy, we set a zero initial point for both PGD (raw) and RGD, while utilizing a random initial point for PGD. Note that the choice of initial point does not influence the final boundary ratio while detailed initial comparison is available in Appendix A.

5 Experimental Results

In this section, we begin by comparing the proposed RGD algorithm with PGD (sign/raw updates) for adversarial attacks on different architectures, with varying adversarial perturbation levels and datasets. Then we integrate RGD into the autoattack-based APGD algorithm and showcase the performance boosts brought by RGD. Moreover, we utilize RGD for transfer attacks and conduct extensive experiments to validate its remarkable improvement in adversarial transferability. All experiments are conducted with **five independent runs** with different random seeds, and the standard deviations are reported to affirm results’ significance. The step sizes α for all algorithms are carefully tuned through grid search. For the PGD, we grid search the step size from list $(2\epsilon, 1.5\epsilon, \epsilon, 0.8\epsilon, 0.5\epsilon, 0.25\epsilon, 0.2\epsilon)$ and our RGD, PGD(raw) step size tuned from list $(1, 3, 10, 30, 100, 300, 1000, 3000, 1e4, 3e4, \text{etc})$. The step size for RGD and PGD(raw) is larger than PGD ones because the raw gradient over the input is small which calls for a large step size for update. Meanwhile, we utilize random initialization for PGD and zero initialization for the other methods. The initial choice is based on minimal robust accuracy principle. The detailed initial comparison is available

in Appendix A. All experiments use NVIDIA Volta V100 GPUs.

5.1 Comparison of Algorithms for Adversarial Attack

We compare PGD with sign/raw updates and proposed RGD using a 7-step attack. The datasets include CIFAR-10, CIFAR-100, and ImageNet, and we attack their respective testing or validation sets. The models attacked are sourced from RobustBench (Croce et al., 2021). The adversarial attack settings follows the approach of Ding et al. (2019), and the results are presented in Table 2.

Our results demonstrate that introduced non-clipped perturbation significantly improves the raw update method, resulting in a substantial performance boost from PGD (raw) to RGD. Furthermore, RGD outperforms PGD across various datasets, model architectures, and adversarial sizes, highlighting the superiority of RGD. It is worth noting that RGD is particularly advantageous in scenarios with larger ϵ values (e.g., $\epsilon = 16/255$). This is likely because larger adversarial size allows RGD to exhibit a more effective adversarial distribution. Conversely, if a smaller ϵ -ball is used, most RGD perturbation pixels will be clipped into the ϵ boundary in the final step.

5.2 Comparison with AutoAttack

AutoAttack (Croce and Hein, 2020) is an ensemble adversarial algorithm known for its success in adversarial attacks. One of its components, APGD_{CE}, is a variant of the PGD algorithm. The results from Section 4.2 and 6.2 demonstrate that RGD is capable of learning the genuine adversarial distribution, resulting in stronger attack in the early steps. In contrast, PGD benefits from the larger perturbation changes introduced by the sign function, which leads to great performance in the later steps. Therefore, we integrate RGD into the 100-step APGD_{CE} algorithm by replacing the first two APGD updates with RGD updates. Specifically, we implement APGD_{CE}+RGD without restarting, and RGD is initialized with zero values. The step size α for RGD is carefully fine-tuned

based on the first two step performance. The selection of two steps was motivated by its ability to yield the most significant enhancements in most scenarios. A comprehensive comparison of the improvements observed in the initial two steps is available in Appendix C. Following the same experimental setup in Croce and Hein (2020), we present comparison between APGD_{CE} and $\text{APGD}_{\text{CE}}+\text{RGD}$ for their final robust accuracy in Table 3.

Our results demonstrate that despite the initial disadvantage of zero initialization, RGD achieves a lower robust accuracy compared to APGD in the first two steps as shown in Appendix C, highlighting its superiority. Furthermore, RGD maintains this advantage in the final stage across most scenarios as shown in Table 3. It is worth noting that such considerable performance improvement is achieved by only modifying the first two steps out of the 100 updates.

5.3 Transfer Attack Study

In this section, we examine and compare the transferability of RGD with PGD (sign/raw). We begin by generating adversarial data through a 10-step attack on the clean ResNet50 model (He et al., 2016). These adversarial samples are then transferred to attack clean (Simonyan and Zisserman, 2015; Huang et al., 2017; Szegedy et al., 2015) and robust (Croce et al., 2021) target models. The ImageNet validation set and CIFAR-10 testing set are used as the data for the attacks, following the settings in Zhao et al. (2022). The detailed results of the attack success rates for the source and target models can be found in Table 4.

The findings demonstrate that RGD consistently achieves the highest target success rates, while maintaining similar source success rates compared to PGD. It consistently improves the success rate by at least 5% when attacking most clean models and by around 3% for robust models with larger boundary ($\epsilon = 16/255$). Furthermore, PGD (raw) outperforms signed PGD when attacking robust models, indicating that raw updates enhance the transferability to robust models. Our proposed RGD method further improves both robust and clean transferability compared to PGD (raw).

6 Ablation and Visualization

6.1 Adversarial Perturbation Level Study

In this section, we conduct a comprehensive comparison under different levels of adversarial perturbation. Specifically, we consider three different values of ϵ ($\epsilon = 4/255, 8/255, 16/255$) for generating adversarial examples, and evaluate the robust accuracy of PGD with sign or raw gradient updates, as well as RGD, when attacking the robust ResNet18 model using the same settings as in Section 4.2. We perform a grid search to determine the step sizes for each algorithm, and the results are presented in Figure 2, where a lower robust accuracy indicates a stronger attack.

Our result reveals the following observations: In the context of small ϵ ($\epsilon = 4/255$), all algorithms converge to a similar performance point, suggesting comparable attack effectiveness. However, for larger size ($\epsilon = 16/255$), PGD with raw gradient update performs relatively poorly, while RGD outperforms the other algorithms with noticeable improvements. Therefore, when a larger perturbation is allowed, RGD is the preferred choice for achieving stronger attack performance.

Furthermore, the raw update-based algorithms, namely PGD (raw) and RGD, exhibit a lower robust accuracy in the early steps. It is important to mention that we utilize zero initial for PGD (raw) and RGD, while a stronger uniform random initialization for PGD. This suggests that the raw update enables the generation of high-quality adversarial examples in the early steps.

6.2 Adversarial Update Step Study

In this section, we compare the performance of PGD with sign/raw updates and RGD at different update steps. Specifically, we evaluate the algorithms at steps 5, 10 and 20. The experimental setup follows Section 4.2 where step sizes are carefully fine-tuned. We fix the adversarial size ϵ at $16/255$, and the results are presented in Figure 3.

Our findings reveal that in the early stages, RGD achieves a lower robust accuracy compared to PGD,

Dataset	Method	APGD _{CE}	APGD _{CE} +RGD
CIFAR-10 ($\epsilon = 16/255$)	WRN-34(Huang et al., 2021)	23.48 \pm 0.036	23.35 \pm 0.028
	WRN-28(Wu et al., 2020)	28.0 \pm 0.061	27.81 \pm 0.012
	PreRN-18(Wong et al., 2020)	9.63 \pm 0.037	9.58 \pm 0.01
CIFAR-100 ($\epsilon = 16/255$)	WRN-28(Wang et al., 2023)	19.43 \pm 0.082	19.31 \pm 0.005
	WRN-70(Rebuffi et al., 2021)	16.88 \pm 0.039	16.55 \pm 0.002
	XCiT(Debenedetti et al., 2022)	13.77 \pm 0.082	13.71 \pm 0.004
	WRN-34(Jia et al., 2022)	11.56 \pm 0.036	11.28 \pm 0.016
ImageNet ($\epsilon = 4/255$)	RN-18(Salman et al., 2020)	29.32 \pm 0.033	29.26 \pm 0.020
	XCiT(Debenedetti et al., 2022)	42.73 \pm 0.010	42.73 \pm 0.010
	PreRN-18(Wong et al., 2020)	27.18 \pm 0.023	27.07 \pm 0.035
	WRN-50(Salman et al., 2020)	40.86 \pm 0.029	40.76 \pm 0.032

Table 3: Comparison of robust accuracy in 100-step attack between APGD_{CE} (AutoAttack) and APGD_{CE}+RGD. The methods are abbreviated as in Table 2.

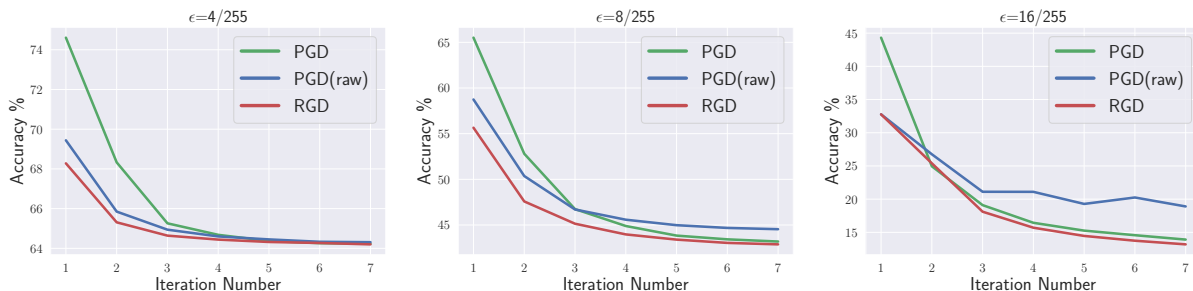


Figure 2: Comparison of robust accuracy of PGD, PGD with raw update and proposed RGD with different ϵ sizes.

which can be attributed to its generation of stronger adversarial examples through a genuine adversarial distribution. However, as the number of training steps increases, the performance gap between RGD and PGD diminishes. This can be explained by the stable perturbation change introduced by the sign function in PGD, allowing it to achieve comparable performance to RGD in the later steps. In summary, RGD is a preferable choice for scenarios requiring a few-step update.

Additionally, it is evident that PGD with raw update remains in a suboptimal performance region and shows limited improvement in the later steps. This observation further highlights the advantage of the non-clipping design in RGD, which facilitates the gen-

eration of stronger adversarial examples.

7 Conclusion

This work provides a theoretical analysis of how update procedures impact adversarial performance and offers an empirical explanation for why the sign operation is preferred in PGD. Additionally, we introduce the hidden unclipped perturbation and propose a novel attack algorithm called RGD. This algorithm transforms the constrained optimization problem into an unconstrained optimization problem. Extensive experiments have been conducted to demonstrate the superiority of proposed algorithm in practical scenar-

Dataset	Method	Type	PGD	PGD (raw)	RGD
ImageNet ($\epsilon = 8/255$)	ResNet-50	Source	99.97 \pm 0.001	96.73 \pm 0.068	99.30 \pm 0.015
	DenseNet-121	Clean	54.52 \pm 0.15	24.34 \pm 0.355	59.42 \pm 0.379
	VGG19-BN	Clean	51.06 \pm 0.155	26.51 \pm 0.241	59.40 \pm 0.358
	Inception-V3	Clean	29.04 \pm 0.349	22.42 \pm 0.355	34.82 \pm 0.207
	PreActResNet-18	Robust	30.09 \pm 0.077	30.51 \pm 0.118	30.88 \pm 0.027
	WideResNet-50	Robust	12.13 \pm 0.051	12.55 \pm 0.07	12.77 \pm 0.079
	ResNet-50	Robust	18.14 \pm 0.096	18.81 \pm 0.116	19.11 \pm 0.047
ImageNet ($\epsilon = 16/255$)	ResNet-50	Source	100 \pm 0.008	98.08 \pm 0.194	99.30 \pm 0.008
	DenseNet-121	Clean	77.58 \pm 0.221	42.76 \pm 0.363	81.1 \pm 0.196
	VGG19-BN	Clean	72.67 \pm 0.142	49.98 \pm 0.289	80.62 \pm 0.246
	Inception-V3	Clean	44.04 \pm 0.414	35.01 \pm 0.193	54.6 \pm 0.253
	PreActResNet-18	Robust	34 \pm 0.041	37.66 \pm 0.054	38.22 \pm 0.093
	WideResNet-50	Robust	15.03 \pm 0.131	19.12 \pm 0.113	19.62 \pm 0.078
	ResNet-50	Robust	21.96 \pm 0.054	26.81 \pm 0.183	27.52 \pm 0.109
CIFAR-10 ($\epsilon = 8/255$)	ResNet-50	Source	98.76 \pm 0.065	78.99 \pm 0.316	98.22 \pm 0.026
	DenseNet-121	Clean	65.74 \pm 0.3	43.05 \pm 0.145	79.66 \pm 0.124
	VGG19-BN	Clean	58.20 \pm 0.159	45.87 \pm 0.341	72.23 \pm 0.155
	Inception-V3	Clean	64.28 \pm 0.17	49.87 \pm 0.357	77.3 \pm 0.1
	WideResNet-28	Robust	17.41 \pm 0.039	17.86 \pm 0.052	18.88 \pm 0.037
	PreActResNet-18 ¹	Robust	18.11 \pm 0.057	18.06 \pm 0.049	19.01 \pm 0.049
	PreActResNet-18 ²	Robust	21.46 \pm 0.079	21.62 \pm 0.063	22.54 \pm 0.039
CIFAR-10 ($\epsilon = 16/255$)	ResNet50	Source	99.9 \pm 0.024	90.32 \pm 0.192	99.22 \pm 0.017
	DenseNet-121	Clean	89.36 \pm 0.348	76.5 \pm 0.198	95.51 \pm 0.082
	VGG19-BN	Clean	82.90 \pm 0.206	79.17 \pm 0.306	90.8 \pm 0.086
	Inception-V3	Clean	86.61 \pm 0.181	79.7 \pm 0.234	93.49 \pm 0.044
	WideResNet-28	Robust	19.9 \pm 0.098	22.42 \pm 0.148	23.90 \pm 0.035
	PreActResNet-18 ¹	Robust	19.98 \pm 0.069	21.67 \pm 0.103	23.53 \pm 0.041
	PreActResNet-18 ²	Robust	23.23 \pm 0.124	24.49 \pm 0.071	26.03 \pm 0.039

Table 4: Comparison of transfer attack success rates in 10-step attack for PGD, PGD with raw update, and RGD. In ImageNet, PreActResNet-18 model is from Wong et al. (2020), WideResNet-50 model is from Salman et al. (2020), ResNet-50 model is from Engstrom et al. (2019), In CIFAR-10, WideResNet-28 model is from Ding et al. (2020), PreActResNet-18¹ model is from Wong et al. (2020), PreActResNet-18² model is from Andriushchenko and Flammarion (2020).

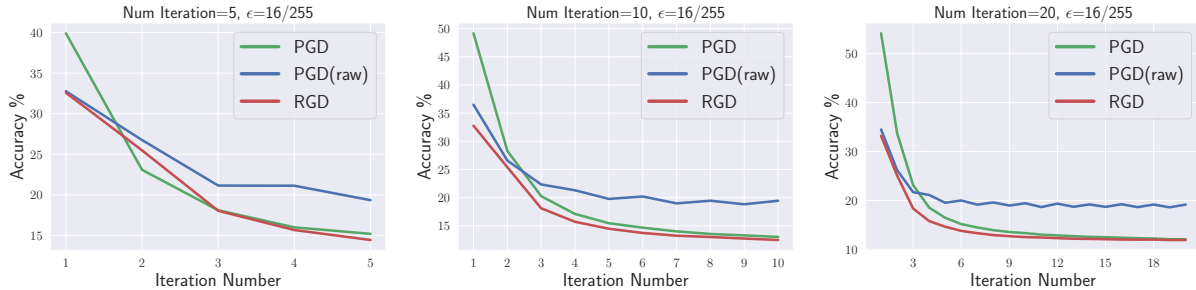


Figure 3: Comparison of robust accuracy of PGD, PGD with raw update and RGD with different update steps when attacking robust ResNet18 model in CIFAR10.

ios.

References

- S. Addepalli, S. Jain, et al. Efficient and effective augmentation strategy for adversarial training. *Advances in Neural Information Processing Systems (NeurIPS)*, 35:1488–1501, 2022.
- A. Agarwal, R. Singh, and M. Vatsa. The role of ‘sign’ and ‘direction’ of gradient on the performance of cnn. In *Proceedings of the IEEE/CVF Conference on Computer Vision and Pattern Recognition Workshops*, pages 646–647, 2020.
- A. Al-Dujaili and U.-M. O’Reilly. Sign bits are all you need for black-box attacks. In *International Conference on Learning Representations*, 2020.
- M. Andriushchenko and N. Flammarion. Understanding and improving fast adversarial training. *Advances in Neural Information Processing Systems (NeurIPS)*, 33:16048–16059, 2020.
- M. Andriushchenko, F. Croce, N. Flammarion, and M. Hein. Square attack: a query-efficient black-box adversarial attack via random search. In *European Conference on Computer Vision (ECCV)*, pages 484–501. Springer, 2020.
- S. Arora, S. Du, W. Hu, Z. Li, and R. Wang. Fine-grained analysis of optimization and generalization for overparameterized two-layer neural networks. In *International Conference on Machine Learning (ICML)*, pages 322–332, 2019.
- N. Carlini and D. Wagner. Towards evaluating the robustness of neural networks. In *2017 IEEE Symposium on Security and Privacy (SP)*, pages 39–57. Ieee, 2017.
- J. Chen and Q. Gu. Rays: A ray searching method for hard-label adversarial attack. In *Proceedings of the 26th ACM SIGKDD International Conference on Knowledge Discovery & Data Mining (KDD)*, pages 1739–1747, 2020.
- P.-Y. Chen, H. Zhang, Y. Sharma, J. Yi, and C.-J. Hsieh. Zoo: Zeroth order optimization based black-box attacks to deep neural networks without training substitute models. In *Proceedings of the 10th ACM workshop on artificial intelligence and security*, pages 15–26, 2017.
- F. Croce and M. Hein. Reliable evaluation of adversarial robustness with an ensemble of diverse parameter-free attacks. In *International Conference on Machine Learning (ICML)*, pages 2206–2216. PMLR, 2020.
- F. Croce, M. Andriushchenko, V. Sehwal, E. Debenedetti, N. Flammarion, M. Chiang, P. Mittal, and M. Hein. Robustbench: a standardized adversarial robustness benchmark. In *Thirty-fifth Conference on Neural Information Processing Systems Datasets*

- and Benchmarks Track, 2021. URL <https://openreview.net/forum?id=SSKZPJct7B>.
- E. Debenedetti, V. Sehwag, and P. Mittal. A light recipe to train robust vision transformers. *arXiv preprint arXiv:2209.07399*, 2022.
- G. W. Ding, L. Wang, and X. Jin. AdverTorch v0.1: An adversarial robustness toolbox based on pytorch. *arXiv preprint arXiv:1902.07623*, 2019.
- G. W. Ding, Y. Sharma, K. Y. C. Lui, and R. Huang. Mma training: Direct input space margin maximization through adversarial training. In *International Conference on Learning Representations (ICLR)*, 2020.
- Y. Dong, F. Liao, T. Pang, H. Su, J. Zhu, X. Hu, and J. Li. Boosting adversarial attacks with momentum. In *Proceedings of the IEEE conference on computer vision and pattern recognition*, pages 9185–9193, 2018.
- S. S. Du, X. Zhai, B. Póczos, and A. Singh. Gradient descent provably optimizes over-parameterized neural networks. In *International Conference on Learning Representations (ICLR)*, 2019.
- L. Engstrom, A. Ilyas, H. Salman, S. Santurkar, and D. Tsipras. Robustness (python library), 2019. URL <https://github.com/MadryLab/robustness>.
- I. J. Goodfellow, J. Shlens, and C. Szegedy. Explaining and harnessing adversarial examples. In *International Conference on Learning Representations (ICLR)*, 2015.
- K. He, X. Zhang, S. Ren, and J. Sun. Deep residual learning for image recognition. In *Proceedings of the IEEE conference on computer vision and pattern recognition (CVPR)*, pages 770–778, 2016.
- S. Hochreiter and J. Schmidhuber. Long short-term memory. *Neural computation*, 9(8):1735–1780, 1997.
- G. Huang, Z. Liu, L. Van Der Maaten, and K. Q. Weinberger. Densely connected convolutional networks. In *Proceedings of the IEEE conference on computer vision and pattern recognition (CVPR)*, pages 4700–4708, 2017.
- H. Huang, Y. Wang, S. Erfani, Q. Gu, J. Bailey, and X. Ma. Exploring architectural ingredients of adversarially robust deep neural networks. *Advances in Neural Information Processing Systems (NeurIPS)*, 34:5545–5559, 2021.
- A. Ilyas, L. Engstrom, A. Athalye, and J. Lin. Black-box adversarial attacks with limited queries and information. In *International conference on machine learning*, pages 2137–2146. PMLR, 2018.
- X. Jia, Y. Zhang, B. Wu, K. Ma, J. Wang, and X. Cao. Las-at: adversarial training with learnable attack strategy. In *Proceedings of the IEEE/CVF Conference on Computer Vision and Pattern Recognition (CVPR)*, pages 13398–13408, 2022.
- A. Krizhevsky, I. Sutskever, and G. E. Hinton. ImageNet classification with deep convolutional neural networks. In F. Pereira, C. Burges, L. Bottou, and K. Weinberger, editors, *Advances in Neural Information Processing Systems (NeurIPS)*, volume 25. Curran Associates, Inc., 2012.
- A. Kurakin, I. J. Goodfellow, and S. Bengio. Adversarial examples in the physical world. In *Artificial intelligence safety and security*, pages 99–112. Chapman and Hall/CRC, 2018.
- A. Madry, A. Makelov, L. Schmidt, D. Tsipras, and A. Vladu. Towards deep learning models resistant to adversarial attacks. In *International Conference on Learning Representations (ICLR)*, 2018.
- S.-M. Moosavi-Dezfooli, A. Fawzi, and P. Frossard. Deepfool: a simple and accurate method to fool deep neural networks. In *Proceedings of the IEEE conference on computer vision and pattern recognition (CVPR)*, pages 2574–2582, 2016.
- V. Nair and G. E. Hinton. Rectified linear units improve restricted boltzmann machines. In *Proceedings of the 27th international conference on machine learning (ICML)*, 2010.
- S.-A. Rebuffi, S. Gowal, D. A. Calian, F. Stimberg, O. Wiles, and T. Mann. Fixing data augmentation to improve adversarial robustness. *arXiv preprint arXiv:2103.01946*, 2021.

- L. Rice, E. Wong, and Z. Kolter. Overfitting in adversarially robust deep learning. In *International Conference on Machine Learning (ICML)*, pages 8093–8104, 2020.
- H. Salman, A. Ilyas, L. Engstrom, A. Kapoor, and A. Madry. Do adversarially robust imagenet models transfer better? *Advances in Neural Information Processing Systems (NeurIPS)*, 33:3533–3545, 2020.
- K. Simonyan and A. Zisserman. Very deep convolutional networks for large-scale image recognition. In *International Conference on Learning Representations (ICLR)*, 2015.
- C. Szegedy, W. Zaremba, I. Sutskever, J. Bruna, D. Erhan, I. Goodfellow, and R. Fergus. Intriguing properties of neural networks. *arXiv preprint arXiv:1312.6199*, 2013.
- C. Szegedy, W. Liu, Y. Jia, P. Sermanet, S. Reed, D. Anguelov, D. Erhan, V. Vanhoucke, and A. Rabinovich. Going deeper with convolutions. In *Proceedings of the IEEE conference on computer vision and pattern recognition (CVPR)*, pages 1–9, 2015.
- Z. Wang, T. Pang, C. Du, M. Lin, W. Liu, and S. Yan. Better diffusion models further improve adversarial training. *arXiv preprint arXiv:2302.04638*, 2023.
- E. Wong, L. Rice, and J. Z. Kolter. Fast is better than free: Revisiting adversarial training. In *International Conference on Learning Representations (ICLR)*, 2020.
- D. Wu, S.-T. Xia, and Y. Wang. Adversarial weight perturbation helps robust generalization. *Advances in Neural Information Processing Systems (NeurIPS)*, 33:2958–2969, 2020.
- J. Zhang, J. Zhu, G. Niu, B. Han, M. Sugiyama, and M. Kankanhalli. Geometry-aware instance-reweighted adversarial training. *arXiv preprint arXiv:2010.01736*, 2020.
- Y. Zhang, M. Gong, T. Liu, G. Niu, X. Tian, B. Han, B. Schölkopf, and K. Zhang. Causaladv: Adversarial robustness through the lens of causality. *arXiv preprint arXiv:2106.06196*, 2021.
- Z. Zhao, H. Zhang, R. Li, R. Sicre, L. Amsaleg, and M. Backes. Towards good practices in evaluating transfer adversarial attacks. *arXiv preprint arXiv:2211.09565*, 2022.

Supplementary Materials

A Comparison of Initials

For initialization, we choose methods based on their suitability: PGD favors random initialization, while RGD and PGD (raw) lean towards zero initialization. To illustrate, we present the robust accuracy outcomes when attacking the robust ResNet18 model using various initial values:

Method	Random Initial	Zero Initial
PGD	43.2%	43.27%
PGD (raw)	44.65%	44.49%
RGD	42.91%	42.88%

Table 5: Robust accuracy comparison of PGD, PGD (raw) and RGD within random/zero initial for 7-step attack.

From Table 5, it is evident that PGD benefits from random initialization, whereas PGD (raw) and RGD perform better with zero initialization. Moreover, RGD exhibits superior performance in both contexts.

B Pixel-wise Experiments

To better illustrate that PGD enjoys larger perturbation change per step compared with RGD, we calculate the average pixel-wise perturbation change when attacking the robust ResNet18 model. The results are shown below:

	Algorithm	1	2	3	4	5	6	7
Perturbation change	PGD	0.0167	0.0119	0.0077	0.005	0.0041	0.0035	0.0032
	PGD (raw)	0.0116	0.0082	0.006	0.0054	0.0049	0.0048	0.0048
	RGD	0.0146	0.0084	0.0048	0.003	0.0022	0.0019	0.0017

Table 6: Comparison of update algorithms for average perturbation change in different steps.

From Table 6, it is evident that RGD undergoes smaller perturbation shifts than PGD, leading to a decreased boundary ratio as depicted in Table 1. Despite these minor perturbation variations, RGD, benefiting from genuine adversarial perturbations, surpasses PGD in performance. However, the edge of this improvement narrows with increasing iterations.

In the case of PGD (raw), while it might show pronounced perturbation changes in later stages, its adversarial loss remains suboptimal, and it lacks consistent convergence stability. As a result, when compared to both PGD and RGD, performance of PGD (raw) is notably inferior.

C AutoAttack Extra Experimental Results

In this section, we evaluate the improvement in the first two steps of accuracy for APGD and APGD+RGD. The results are shown in Table 7. We can observe that despite having a worse initialization (zero initialization),

Dataset	Method	APGD _{CE}	APGD _{CE} +RGD
CIFAR10 ($\epsilon = 16/255$)	WRN-34(Huang et al., 2021)	90.01→47.73	91.23→45.79
	WRN-28(Wu et al., 2020)	86.46→41.71	88.25→39.3
	PreRN-18(Wong et al., 2020)	81.85→24.75	83.34→21.72
CIFAR100 ($\epsilon = 16/255$)	WRN-28(Wang et al., 2023)	70.72→25.6	72.58→24.17
	WRN-70(Rebuffi et al., 2021)	61.73→22.75	63.56→21.44
	XCiT(Debenedetti et al., 2022)	65.64→19.88	67.34→19.16
	WRN-34(Jia et al., 2022)	65.11→21.44	67.31→20.33
ImageNet ($\epsilon = 4/255$)	RN-18(Salman et al., 2020)	52.64→31.28	52.88→30.68
	XCiT(Debenedetti et al., 2022)	72.04→46.58	72.06→45.72
	PreRN-18(Wong et al., 2020)	52.97→30.94	53.46→30.12
	WRN-50(Salman et al., 2020)	68.36→44.96	68.62→43.9

Table 7: Comparison of robust ccuracy between APGD (AutoAttack) and APGD+RGD. The table presents the change in accuracy during the first two steps. The methods are abbreviated as follows: XCiT-S12 is denoted as XCiT, WideResNet as WRN, ResNet as RN, and PreActResNet as PreRN.

RGD achieves a lower robust accuracy after two steps compared to APGD, indicating its superiority. Furthermore, APGD+RGD maintains these advantages in the final accuracy, as demonstrated in Table 3.

D Related Lemmas

Lemma 1. *Considering activation function $h(x)$ as ReLU, i.e., $h(x) = \max(x, 0) = \frac{|x|+x}{2}$, then we define $|\cdot|$ as element wise absolute operation, $w_{1+} = \frac{1}{2}(w_1 + |w_1|)$, $w_{1-} = \frac{1}{2}(w_1 - |w_1|)$ and obtain*

$$\begin{aligned}
& w_1^T h(w_2 * (x + \delta_c^{t+1})) - w_1^T h(w_2 * (x + \delta_c^t)) \\
& \stackrel{(i)}{=} \frac{1}{2} w_1^T (|w_2(x + \delta_c^{t+1})| - |w_2(x + \delta_c^t)|) + \frac{1}{2} w_1^T w_2 (\delta_c^{t+1} - \delta_c^t) \\
& \stackrel{(ii)}{=} \frac{1}{2} w_{1+}^T (|w_2(x + \delta_c^{t+1})| - |w_2(x + \delta_c^t)|) + \frac{1}{2} w_{1-}^T (|w_2(x + \delta_c^{t+1})| - |w_2(x + \delta_c^t)|) + \frac{1}{2} w_1^T w_2 (\delta_c^{t+1} - \delta_c^t) \\
& \stackrel{(iii)}{\leq} \frac{1}{2} w_{1+}^T (|w_2(x + \delta_c^{t+1})| - |w_2(x + \delta_c^t)|) - \frac{1}{2} w_{1-}^T (|w_2(x + \delta_c^{t+1})| - |w_2(x + \delta_c^t)|) + \frac{1}{2} w_1^T w_2 (\delta_c^{t+1} - \delta_c^t) \\
& = \frac{1}{2} (w_{1+}^T - w_{1-}^T) (|w_2(x + \delta_c^{t+1})| - |w_2(x + \delta_c^t)|) + \frac{1}{2} w_1^T w_2 (\delta_c^{t+1} - \delta_c^t) \\
& = \frac{1}{2} (w_{1+}^T - w_{1-}^T) |w_2(\delta_c^{t+1} - \delta_c^t)| + \frac{1}{2} w_1^T w_2 (\delta_c^{t+1} - \delta_c^t) \\
& \stackrel{(iv)}{=} \frac{1}{2} |w_1^T| |w_2(\delta_c^{t+1} - \delta_c^t)| + \frac{1}{2} w_1^T w_2 (\delta_c^{t+1} - \delta_c^t),
\end{aligned}$$

where (i) follows because $h(x) = \frac{|x|+x}{2}$, (ii) follows because $w_1^T = w_{1+}^T + w_{1-}^T$, (iii) follows because all elements in w_{1+}^T are non-negative, all elements in w_{1-}^T are non-positive and (iv) follows because $w_{1+} - w_{1-} = |w_1|$. Then, we take absolute operation for both sides and obtain:

$$|w_1^T h(w_2 * (x + \delta_c^{t+1})) - w_1^T h(w_2 * (x + \delta_c^t))| \leq |w_1^T| |w_2(\delta_c^{t+1} - \delta_c^t)| \leq |w_1^T| |w_2| |\delta_c^{t+1} - \delta_c^t|,$$

where $|\cdot|$ is defined as element wise absolute operation.

Lemma 2. Considering $g(x) = \frac{1}{2}[w_1^T h(w_2 * x) - y^*(x)]^2$, then we obtain

$$\begin{aligned} & \left| \frac{1}{2}w_1^T h(w_2 * (x + \delta_c^{t+1})) + \frac{1}{2}w_1^T h(w_2 * (x + \delta_c^{t+1})) - y^*(x) \right| \\ & \leq \frac{1}{2}|w_1^T h(w_2 * (x + \delta_c^{t+1})) - y^*(x)| + \frac{1}{2}|w_1^T h(w_2 * (x + \delta_c^t)) - y^*(x)| \\ & \stackrel{(i)}{=} \frac{\sqrt{2}}{2}[\sqrt{g(x + \delta_c^{t+1})} + \sqrt{g(x + \delta_c^t)}], \end{aligned}$$

where (i) follows from $g(x)$ definition.

E Proof of Theorem 1

Considering $g(x) = \frac{1}{2}[w_1^T h(w_2 * x) - y^*(x)]^2$, activation function $h(x)$ as ReLU, we define $|\cdot|$ as element wise absolute operation and characterize the adversarial step gain $g(x + \delta_c^{t+1}) - g(x + \delta_c^t)$ as follows:

$$\begin{aligned} & g(x + \delta_c^{t+1}) - g(x + \delta_c^t) \\ & \stackrel{(i)}{=} \frac{1}{2}[w_1^T h(w_2 * (x + \delta_c^{t+1})) - y^*(x)]^2 - \frac{1}{2}[w_1^T h(w_2 * (x + \delta_c^t)) - y^*(x)]^2 \\ & = \frac{1}{2}[w_1^T h(w_2 * (x + \delta_c^{t+1})) - w_1^T h(w_2 * (x + \delta_c^t))][w_1^T h(w_2 * (x + \delta_c^{t+1})) + w_1^T h(w_2 * (x + \delta_c^t))] \\ & \quad - [w_1^T h(w_2 * (x + \delta_c^{t+1})) - w_1^T h(w_2 * (x + \delta_c^t))]y^*(x) \\ & = [w_1^T h(w_2 * (x + \delta_c^{t+1})) - w_1^T h(w_2 * (x + \delta_c^t))] * \left[\frac{1}{2}w_1^T h(w_2 * (x + \delta_c^{t+1})) + \frac{1}{2}w_1^T h(w_2 * (x + \delta_c^{t+1})) - y^*(x) \right] \\ & \leq |w_1^T h(w_2 * (x + \delta_c^{t+1})) - w_1^T h(w_2 * (x + \delta_c^t))| * \left| \frac{1}{2}w_1^T h(w_2 * (x + \delta_c^{t+1})) + \frac{1}{2}w_1^T h(w_2 * (x + \delta_c^{t+1})) - y^*(x) \right| \\ & \stackrel{(ii)}{\leq} \frac{\sqrt{2}}{2} * |w_1^T| |w_2| |\delta_c^{t+1} - \delta_c^t| \left(\sqrt{g(x + \delta_c^{t+1})} + \sqrt{g(x + \delta_c^t)} \right), \end{aligned}$$

where (i) follows from $g(x + \delta_c^t)$ definition and (ii) follows from Lemma 1 and 2.