

TrackDiffusion: Multi-object Tracking Data Generation via Diffusion Models

Pengxiang Li^{1*} Zhili Liu^{2,3*} Kai Chen^{2*} Lanqing Hong³ Yunzhi Zhuge¹
Dit-Yan Yeung² Huchuan Lu¹ Xu Jia^{1†}

¹Dalian University of Technology ²Hong Kong University of Science and Technology
³Huawei Noah's Ark Lab

lipengxiang@mail.dlut.edu.cn {zhili.liu,kai.chen}@connect.ust.hk honglanqing@huawei.com
dyeyung@cse.ust.hk lhchuan@dlut.edu.cn {zgyzzgyz,jiayushenyang}@gmail.com
<https://kaichen1998.github.io/projects/trackdiffusion/>

Abstract

Diffusion models have gained prominence in generating data for perception tasks such as image classification and object detection. However, the potential in generating high-quality tracking sequences, a crucial aspect in the field of video perception, has not been fully investigated. To address this gap, we propose TrackDiffusion, a novel architecture designed to generate continuous video sequences from the tracklets. TrackDiffusion represents a significant departure from the traditional layout-to-image (L2I) generation and copy-paste synthesis focusing on static image elements like bounding boxes by empowering image diffusion models to encompass dynamic and continuous tracking trajectories, thereby capturing complex motion nuances and ensuring instance consistency among video frames. **For the first time**, we demonstrate that the generated video sequences can be utilized for training multi-object tracking (MOT) systems, leading to significant improvement in tracker performance. Experimental results show that our model significantly enhances instance consistency in generated video sequences, leading to improved perceptual metrics. Our model obtains an improvement of **+8.7** in TrackAP and **+11.8** in TrackAP₅₀ on the challenging YTVIS dataset, revealing its potential to redefine standards of video data generation for MOT tasks.

1. Introduction

In the realm of deep learning, collection and annotation of real-world data have long stood as a towering hurdle, both economically and logistically. The request for high-quality training data has led researchers to the exploration of generative models as a cost-effective alternative. Amongst these, diffusion models (DMs) have recently risen to prominence,

* Equal contribution. † Corresponding author.




Figure 1. **Tracklet-to-video generation** in the (a) *scale variation* (b) *challenging overlapping* and (c) *re-occurrence* scenarios.

celebrated for their capacity to generate images remarkably indistinguishable from reality. Despite the advances, the application of DMs to complex perception tasks like the object detection and tracking, which has requirement not only for

fidelity in image quality but also for precision in geometric consistency [7, 13, 32], remains relatively under-explored.

Text-to-Video (T2V) tasks have evolved to address various challenges in video generation. Early T2V models (*e.g.*, Sync-DRAW [36] and extensions of image GANs to video) primarily tackle simpler problems like the moving digits or specific actions. Recent advancements (*e.g.*, GODIVA [48] and NÜWA [49]) mainly employ 2D VQ-VAE and sparse attention with multitask learning schemes for more realistic scene generation. Image priors are increasingly leveraged, as in MoCoGAN-HD [42] and CogVideo [22], to simplify video generation by utilizing the pre-trained image models. Recent T2V works [1, 34] obtain remarkable performance utilizing video diffusion models and large-scale text-video pairs, but still without the fine-grained tracklet control. Our *TrackDiffusion*, however, is distinctively crafted for the intricate demands of multiple object tracking (MOT) in video sequences, which adeptly generates videos from tracklets, offering precise control over complex the object dynamics, a capability crucial for advanced MOT algorithm training.

In the specific context of video-based object tracking, especially multiple object tracking, the challenges compound. Not only should generated data mimic perceptual quality of the real images, but also embody the fluidity and continuity of motion intrinsic in video sequences. Current generative techniques fall behind in capturing the dynamic interplay of the multiple objects in motion, particularly in the scenarios characterized by the *occlusion*, *multi-object overlapping* and *unpredictable rapid movements*, as shown in Fig. 1. The inadequacies of existing video generation models predominantly lie in their rudimentary handling of temporal interactions. Although incorporated with temporal attention mechanisms, these models are generally insufficient to maintain instance-level consistency across video frames, particularly evident in scenarios requiring complex temporal dynamics (*e.g.*, multi-object tracking (MOT)). Naïve temporal attention struggles to preserve the identity and trajectory of the individual objects over time, especially under occlusion or rapid movement. Therefore, generated videos lack requisite fidelity and continuity for effective use in advanced MOT algorithm training, where precise instance-level tracking is paramount. This is a frontier yet to be fully explored, where the generation of video from tracklets can serve as a formidable tool in training and refinement of MOT models.

This paper introduces *TrackDiffusion*, a ground-breaking framework specifically engineered to fill this lacuna. *TrackDiffusion* is designed to harness the power of diffusion models for the generation of video sequences from tracklets, providing a novel approach to synthesize training data for MOT tasks. Below, we delineate our primary contributions, which collectively represent an important step forward in the domain of synthetic video data generation.

The main contributions of this work contain three parts:

1. We present the **very first known** application of DMs to generate continuous MOT video sequences directly from tracklets, a methodological innovation that transcends the capabilities of existing video generative models.
2. *TrackDiffusion* adeptly navigates the intricacies of multi-object scenarios within video sequences, effectively handling occurrences of occlusions and overlaps, a feat not yet achieved by contemporary generation techniques.
3. A pivotal aspect of *TrackDiffusion* is its ability to maintain consistency in portrayal of motion, even in highly dynamic and complex object trajectories, ensuring generated videos uphold the integrity of real-world dynamics, essential for the training of robust MOT systems.

Our exhaustive experiments confirm that *TrackDiffusion* not only surpasses prior methods in the quality of the generated data but does so with a remarkable increase in efficiency. This paper provides an extensive account of our methodology, from the conceptual underpinnings to the technical intricacies, and culminates with a thorough evaluation of our framework’s performance against established benchmarks. In doing so, we aim to chart a new course for the future of MOT training, one that is less reliant on the arduous processes of data collection and annotation, and more anchored in the innovative utilization of generative models.

2. Related Work

Conditional Generation via Diffusion Models. Diffusion models, such as those introduced by Ho et al. [19] and Song et al. [41], have emerged as powerful tools in image generation, leveraging a progressive denoising process from Gaussian noise to the target image distribution. Their effectiveness spans a variety of tasks, including text-to-image synthesis [37, 39], inpainting [46], and instructional image editing [2, 52]. The adaptability of these models is further underscored by their ability to manage various forms of controls [26, 39, 52] and to operate under multiple conditions [14, 24, 30]. However, a critical limitation of these models is their focus on static images, which confines their utility in generating dynamic video data essential for multi-object tracking (MOT) systems in video analysis. This highlights the need for innovative approaches that can extend diffusion models to the realm of continuous video sequence generation, a capability crucial yet still missing.

Layout-to-Image Generation. Layout-to-image (L2I) generation techniques, focusing on converting high-level graphical layouts into photorealistic images, have seen considerable advancements. GLIGEN [26] enhances pre-trained diffusion models with gated self-attention layers for improved layout control, while LayoutDiffuse [9] employed novel layout attention modules tailored for bounding boxes. Instead, GeoDiffusion [7] enable various geometric controls directly via text prompts to support object detection [16, 25]

data generation, which is further extended for concept removal by Gemo-Erasing [32], and 3D geometric control by MagicDrive [13]. Crucially, none of these methods have demonstrated the capability to generate dynamic video data, an essential feature for MOT systems, underlining the novelty and necessity of our approach in video analysis.

Text-to-Video Generation. Text-to-video (T2V) generation, following the trajectory of text-to-image (T2I) success, has witnessed significant advancements. Most T2V methodologies [18, 20, 54] tend to focus on depicting continuous or repetitive actions from textual prompts, rather than capturing the dynamics of multiple, changing actions or events. However, these methods generally lack the ability to generate complex transitions and diverse event sequences. On the other hand, recent works such as LVD [27] employ large language models to create dynamic scene layouts for video diffusion, concentrating on text-driven layout generation. VideoDirectorGPT [28] and DriveDreamer [47] have furthered multi-scene video generation, showcasing advancements in the field. Despite these strides, a significant gap remains in the generation of continuous multi-object tracking (MOT) video data. *TrackDiffusion*, our proposed solution, targets this specific challenge, offering a unique approach to generating videos that not only capture diverse actions and events but also ensure motion consistency and instance coherence for MOT applications.

3. Method

In this section, we first introduce the denoising diffusion probabilistic model (DDPM) and the latent diffusion model (LDM) on which our method is based in Section 3.1. Then, we introduce the *TrackDiffusion* pipeline, the *instance-aware location tokens* and *temporal instance enhancer*, in Section 3.2. We also present our methods for enhancing instance consistency across frames, particularly in video clips with noticeable spatial changes. An overview of *TrackDiffusion* is shown in Fig. 2.

3.1. Preliminary: Latent Diffusion Models

Recent advancements in image synthesis have been significantly driven by Latent Diffusion Models (LDM). These models excel by focusing on the distribution within the latent space of images, marking a notable leap in performance in this domain. The LDM comprises two main components: an autoencoder and a diffusion model.

The autoencoder is responsible for compressing and reconstructing images, utilizing an encoder \mathcal{E} and a decoder \mathcal{D} . Specifically, the encoder projects an image x into a lower-dimensional latent space z , followed by the decoder reconstructing the original image from this latent representation. The reconstruction process yields an image $\tilde{x} = \mathcal{D}(z)$, approximating the original image x .

Given that the data distribution $z_0 \sim q(z_0)$ is progressively corrupted by Gaussian noise over T steps, this process follows a variance schedule denoted by β_1, \dots, β_T :

$$q(z_t | z_{t-1}) = \mathcal{N}\left(z_t; \sqrt{1 - \beta_t} z_{t-1}, \beta_t \mathbb{I}\right), \quad t = 1, \dots, T \quad (1)$$

A U-Net model is trained to predict this added noise, $\epsilon_\theta(z_t; t)$, using a loss function:

$$L(\theta) = \mathbb{E}_{t \sim \mathcal{U}(1, T), \epsilon_t \sim \mathcal{N}(0, 1)} \left[\|\epsilon_t - \epsilon_\theta(z_t; t, \mathbf{y})\|^2 \right], \quad (2)$$

where x_t is the noisy sample of x_0 at timestep t . The condition \mathbf{y} can be \emptyset , text [39] or images [21], etc.

3.2. Tracklet Conditioned Video Generation

Overview Our method, *TrackDiffusion*, introduces an innovative approach to video generation from tracklets, addressing the challenges of instance consistency and spatial-temporal coherence in complex video sequences. At its core, *TrackDiffusion* leverages the strengths of LDM while introducing novel mechanisms to ensure fidelity in instance-level consistency across video frames. The methodological backbone of *TrackDiffusion* consists of three pivotal components: Instance-Aware Location Tokens, Temporal Instance Enhancer, and Gated Cross-Attention. Together, these components form a synergistic framework that not only captures the intricacies of individual frames but also preserves the natural flow and continuity of multi-object interactions across a video sequence. By effectively addressing the challenges of spatial and temporal coherence, *TrackDiffusion* sets a new standard in the domain of tracklet-conditioned video generation, offering a solution for training and refining MOT algorithms.

Task Definition The primary objective of *TrackDiffusion* is to generate high-fidelity video sequences from tracklets, where a tracklet refers to a sequence of object bounding boxes across frames, coupled with their respective category information. Formally, given a set of tracklets $\mathcal{T} = \{\tau_1, \tau_2, \dots, \tau_n\}$, where each tracklet τ_i corresponds to an object instance across T frames, our task is to generate a video sequence V that accurately represents the motion and appearance of these instances. Each tracklet τ_i is defined as $\tau_i = \{(b_{i,1}, c_{i,1}), (b_{i,2}, c_{i,2}), \dots, (b_{i,T}, c_{i,T})\}$, where $b_{i,t}$ denotes the bounding box coordinates of the i -th instance in frame t , and $c_{i,t}$ represents the category of the instance. The generated video V is a sequence of frames $\{v_1, v_2, \dots, v_T\}$, where each frame v_t is a synthesis of the instances as per their tracklet descriptions at time t .

Instance-Aware Location Tokens. To fully leverage the condition of object layouts, coordinates of a 2D object box b_i in a frame are projected into embedding space in a similar

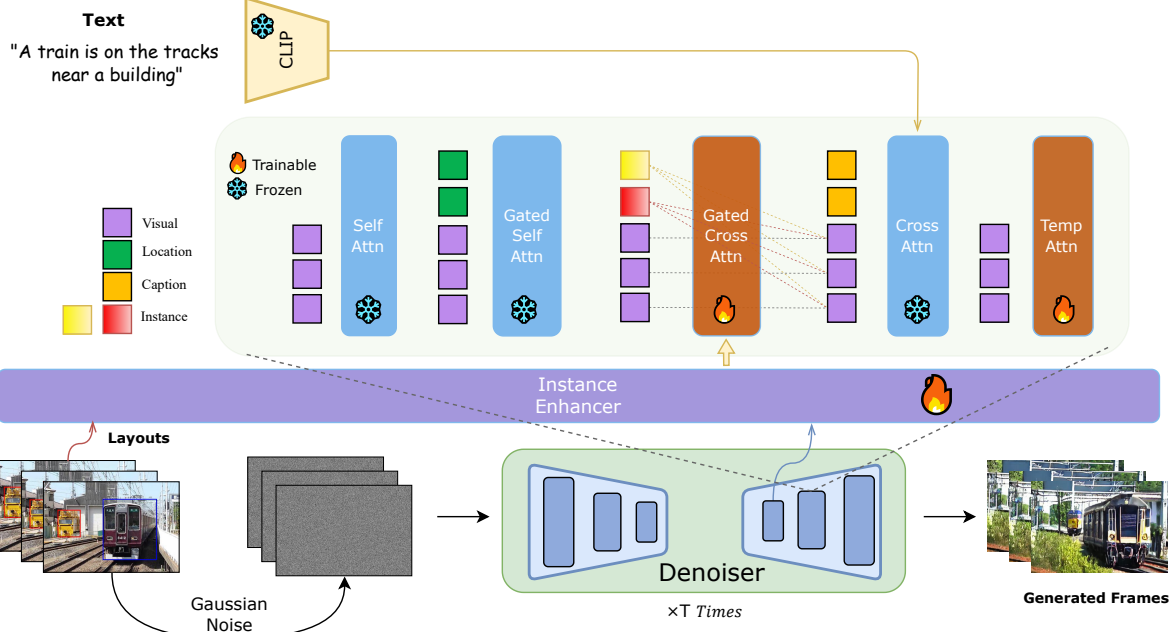


Figure 2. **Model architecture of TrackDiffusion.** The framework generates video frames based on the provided tracklets and employs the *Instance Enhancer* to reinforce the temporal consistency of foreground instance. A new gated cross-attention layer is inserted to take in the new instance information.

way as positional encoding in GLIGEN [26]. It is then concatenated with the box’s category embedding and is transformed into conditioning representation h_i , formulated as:

$$h_i = \text{MLP}([c_i, \text{Fourier}(b_i)]), \quad (3)$$

where c_i denotes the category embedding of the i -th box computed with CLIP model[38], and $\text{Fourier}(\cdot)$ refers to the Fourier embedding[35].

To encourage consistency of instances across frames, we further complement the layout condition representation with instance identity information. In this way trajectories of various instances in the sequence could be distinguished and the continuity of instances across frames would be reinforced. The enhanced instance-aware location token is represented as h'_i with

$$h'_i = h_i + e_i, \quad (4)$$

where e_i represents a learnable token for the instance denoted by the i -th box in the frame.

Subsequently, gated self-attention[26] is employed to impose conditional layout information into visual features as shown below:

$$V = V + \tanh(\beta) \cdot \text{TS}(\text{SelfAttn}([V, H'])), \quad (5)$$

where V denotes visual feature tokens in a frame, H' represents the enhanced location token for all boxes, β is a trainable parameter, and $\text{TS}(\cdot)$ is the token selection operation focusing only on visual tokens.

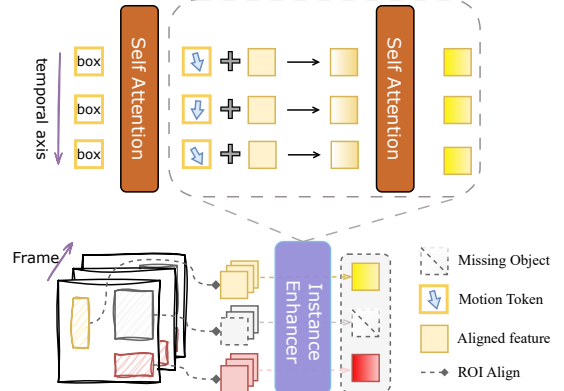


Figure 3. **Illustration of Temporal Instance Enhancer.** Each instance’s latent features, after *ROI Align*, are concatenated with motion tokens and then processed through self-attention layers.

Temporal Instance Enhancer. In the context of tracklet conditioned video generation, a significant challenge is to maintain consistency of generated instances across frames, especially when instances have large spatial displacement in the sequence. Existing works employ temporal attention to encourage temporal consistency over frames where attention works at each position along time. However, when there is dramatic motion with the object or the camera, the attention computed on the same position would not work very well (see Fig. 4). To address this challenge, we propose a novel temporal attention called Temporal Instance Enhancer where attention is computed on the same instance instead of position.

First, features of each instance in each frame is extracted using the provided bounding box through ROIALign [17]. Let $L_{t,i}$ represent the instance feature for the i -th instance in frame t . In this way features of the same instance in all frames are aligned to some extent with the same size. They are then concatenated along time into a cube, forming a combined feature representation F_i for each instance:

$$F_i = \bigoplus_{t=1}^T L_{t,i}, \quad (6)$$

where \bigoplus denotes the concatenation operation, and T is the number of frames. In addition the representation for each cube is further complemented by a trajectory representation P_i . The trajectory representation is computed by conducting self-attention on a sequence of box embeddings corresponding to the same instance such that it models not only location information but also motion information. Similar to temporal attention, self-attention is then applied to the feature representation for each instance along time, as shown in Eqn. 7 and Fig. 3.

$$F'_i = \text{SelfAttn}(F_i \oplus P_i), \quad (7)$$

where F'_i represents the enhanced features for i -th instance cube, which plays an important role in promoting accurate and consistent video generation.

Gated Cross-Attention. To integrate the enhanced instance features in video generation, we borrow the idea from Gligen and design a gated cross-attention layer which is inserted after the gated self-attention layer. This layer can make full use of temporally enhanced instance features for consistent video generation. The visual feature tokens from the gated self-attention layer are represented as $V = [v_1, \dots, v_M]$. Then the gated cross-attention layer could be simply formulated as below:

$$V = V + \text{CrossAttn}([V, F'_i]), \quad (8)$$

where F'_i denotes the enhanced instance features. This insertion ensures that the visual tokens in the LDM framework are now additionally informed by the aggregated instance features, thereby maintaining the consistency of instance appearance across different frames.

4. Experiments

We evaluate our model in tracklet-conditioned text-to-video generation under both single and multi-object tracking settings. Our primary quantitative evaluations are conducted using a version of our model that extends the ModelScopeT2V[45] framework.




Figure 4. **Severe location changes.** When there are significant changes in object locations, *TrackDiffusion* can better maintain the instances temporal consistency.

4.1. Implementation Details

Dataset. Our experiments strategically utilized the GOT10K [23] and YTVIS2021 [51] datasets for distinct purposes, aligning with Single Object Tracking (SOT) and Multi-Object Tracking (MOT) paradigms, respectively. The GOT10K is a prominent dataset in SOT research, encompassing over 10,000 video segments that focus on real-world moving objects. On the other hand, the YTVIS2021 dataset, serves as a cornerstone in VIS/MOT studies. It includes 2,985 training videos with high-quality bounding box annotations from 40 semantic classes. To compensate for the absence of captions in the GOT10K and YTVIS2021 datasets, we utilized the LLaVA [29] model to generate captions for each dataset.

Evaluation metrics. In our evaluation, we utilize the captions and box annotations from the original validation sets of YTVIS and GOT10K. We use *FVD* [43] to evaluate video quality. To evaluate the grounding accuracy, which is the correspondence between the input bounding box and the generated instance, we use the *Tracking Average Precision* (*TrackAP* [50]) and the *Success score*. This involves using pretrained QDTrack[12] and MixFormer [11] models to detect tracklet in the generated videos, which are then compared with the ground truth boxes. It's important to note that since previous text-to-video methods do not support incorporating box annotations as input, it is not equitable to compare them on this metric. Therefore, we limit our comparison to reporting FVD scores for reference.

Baseline. We introduce a baseline model, Vanilla**, in Tab. 1, conceptually influenced by the DriveDreamer [47] framework. This model represents our specialized adaptation for layout-conditioned video generation, incorporating key principles from the DriveDreamer methodology, yet distinctly engineered to align with our research objectives in the realm of layout-conditioned video generation.

Method	Output Resolution	YoutubeVIS			GOT10K		
		FVD↓	TrackAP↑	TrackAP ₅₀ ↑	FVD↓	Success↑	Normalized Precision↑
Oracle*	-	-	45.4	64.1	-	84.4	96.0
ModelScopeT2V	256*256	786	-	-	635	-	-
VideoCrafter	256*256	690	-	-	603	-	-
Vanilla**	256*256	603	36.0	56.2	622	81.6	92.6
TrackDiffusion	256*256	605	39.4(+3.4)	62.0(+5.8)	563	78.3(-3.3)	91.3(-1.3)
TrackDiffusion	480*320	548	44.7(+8.7)	68.0(+11.8)	532	79.4(-2.2)	93.2(+0.6)

Table 1. **Comparison of generation fidelity on YoutubeVIS and GOT10K Datasets.** Vanilla** is our custom baseline, similar to DriveDreamer, fine-tuned on YTVIS/GOT10K. Note that *TrackDiffusion* was trained exclusively on YTVIS, we report its zero-shot metrics on GOT10K. *: represents the real image *Oracle* baseline.

Details. We implement our approach based on the diffusers [44] code base for ModelScopeT2V. Our training methodology comprises two stages. In *Stage 1*, we focus on single-image layout controllability by removing all temporal layers and employing gated self-attention. *Stage 2* extends the approach to video data, introducing temporal attention, temporal convolution, and a instance enhancer for video-level control. We trained the *Stage 1* on YTVIS and GOT10K for 60,000 steps, the *Stage 2* for 50,000 steps. The training process was carried out on eight NVIDIA Tesla 80G-A800 GPUs. During generation, frames are sampled using the DPM[33] scheduler for 50 steps with the classifier-free guidance (CFG) set as 5.0.

4.2. Comparison with Existing T2V Methods

In this section, we conduct a comprehensive evaluation of the proposed *TrackDiffusion* with regard to fidelity and trainability. Fidelity demands a realistic representation of objects while consistent with geometric layouts. Trainability concerns the usefulness of generated frames for the training of trackers. Our visual results are shown in Fig. 5 and 6.

4.2.1 Fidelity

YoutubeVIS2021. As shown in Tab. 1, *TrackDiffusion* surpasses baseline in terms of perceptual quality (FVD) and tracklet consistency (TrackAP) with 256×256 input on the YTVIS dataset. Moreover, the simplicity of LDM empowers *TrackDiffusion* generate higher-resolution images with minimal modifications. With 480×320 input, *TrackDiffusion* attains 548 FVD and **44.7 TrackAP**, marking a significant progress towards bridging the gap with real images. Fig. 1 provides a qualitative comparison of generated frames. *TrackDiffusion* is capable of generating frames with better instance consistency on complex trajectories, such as cases where an object appears, disappears, and then reappears, making it feasible to enhance MOT tracker training.

GOT10K. We also conduct experiments on the GOT10K dataset, which is originally proposed for single-object track-

ing. With limited number of generated frames, short-term tracking does not significantly challenge the tracker. After being trained on the GOT10K training set, the *Vanilla* method demonstrates excellent generation performance. The tracking performance on the generated videos shows only marginal gap from real data. Note that as for the evaluation of the proposed *TrackDiffusion* on this dataset, only zero-shot generation is performed. That means the model trained on YoutubeVIS is directly applied to generate videos with the layouts from the training set of GOT10K.

4.2.2 Trainability

In this section, we explore the advantages of using frames generated by *TrackDiffusion* for training object trackers. We incorporate these generated frames as augmented data in the training process of an object tracker, aiming to assess the effectiveness of our proposed model more thoroughly.

Setup. Utilizing the data annotations from the YTVIS training set as input, we generate frames that serve as augmented samples. These are then merged with real images to enrich the training dataset. Subsequently, a QDTrack, initialized with LVIS[15] pre-trained weights, is trained following the standard 1× schedule. The performance of this model is then evaluated on the validation set.

Discussion. The results in Tab. 2 demonstrate the effectiveness of *TrackDiffusion* in enhancing trainability for object tracking models. When comparing the models trained with only real data to those augmented with *TrackDiffusion* generated frames, a noticeable improvement is observed. Specifically, *TrackDiffusion* increases TrackAP by 1.3 and TrackAP₅₀ by 1.5, indicating a significant enhancement in tracking accuracy. In contrast, the *Vanilla* method shows a slight decrease in performance, with TrackAP and TrackAP₅₀ dropping by 0.2 and 3.4, respectively. The robustness and accuracy of the object tracker are significantly enhanced due to the consistency and quality of the frames generated by *TrackDiffusion*, as in Sec. 4.2.1.




Figure 5. **Video generation with tracklet conditions on GOT10K val set.** The input text prompts are shown on the left side of the figure.




Figure 6. **Video generation with tracklet conditions on YTVIS val set.** The input text prompt is shown on the left side of the figure.

Method	TrackAP	TrackAP ₅₀
Real only	45.4	64.1
Vanilla	45.2(-0.2)	60.7(-3.4)
TrackDiffusion	46.7(+1.3)	65.6(+1.5)

Table 2. **Comparison of trainability on YTVIS dataset.** The 480×320 *TrackDiffusion* variant is used for trainability evaluation.

Necessity of real data. We randomly sample 10%, 50%, and 75% of the real training set, and each subset is utilized to train a QDTrack together with generated frames separately. The number of gradient steps are maintained unchanged for each pair experiment with the same amount of real data by enlarging the batch size adaptively.

As shown in Tab. 3, *TrackDiffusion* achieves consistent improvement over different real training data budgets. The more scarce real data is, the more significant improvement *TrackDiffusion* achieves, sufficiently revealing that generated frames do help ease the data necessity. With only 75% of real data, the tracker can perform comparably with the full real dataset by augmenting with *TrackDiffusion*.

Method	10%	50%	75%
w/o TrackD	32.7	42.1	43.1
w/ TrackD	37.2(+4.5)	43.4(+1.3)	44.6(+1.5)

Table 3. **Necessity of real data.** Our *TrackDiffusion* achieves consistent improvement over various real subsets, especially when there are fewer annotations.

4.3. Ablation Study

To ascertain the effectiveness of our proposed design modules, we conducted an ablation study focusing on crucial components of the model, such as the instance tokens and the instance enhancer. These evaluations were carried out using the YTVIS validation set.

Setup. We conduct ablation studies primarily focusing on fidelity and report the results for FVD and TrackAP metrics. To balance training duration and the adverse effects of lower resolutions on the tracker, our experiments in this section generate videos at a resolution of 384×256 . We employ Mask2Former[8] to evaluate TrackAP, mitigating the impact of data noise.




Figure 7. **Severe appearance changes.** In the entire video sequence, the vanilla method is prone to changes in appearance, while *TrackDiffusion* achieves better consistency in the appearance of instances.

Setting	InstEmb	T-Enhancer	FVD↓	TrackAP↑	TrackAP ₅₀ ↑
(a)			741	34.2	60.4
(b)	✓		765	35.0(+0.8)	61.7(+1.3)
(c)	✓	✓	729	38.7(+4.5)	64.3(+3.9)

Table 4. **Ablation of the instance embedding and the temporal instance enhancer.** Defaults are marked in gray .

Effectiveness of Consistency Module. The ablation study in Tab. 4 examines the impact of incorporating instance embeddings on instance consistency, using FVD and TrackAP as metrics. In Setting (a), without instance embeddings, the model shows baseline performance. However, introducing instance embeddings in Setting (b) leads to a slight increase in FVD (from 741 to 765), suggesting a minor trade-off in video quality. Despite this, TrackAP improves by 0.8, indicating enhanced instance consistency. This trade-off may be attributed to the additional parameters and not yet fully optimized training. Notably, when provided with sufficient training time, as shown in Table 1, instance embedding does not negatively impact FVD. The most significant improvements are seen in Setting (c), where both instance embeddings and temporal instance enhancer are employed, further confirming effectiveness of these features in improving instance consistency (see more details in Fig. 7).

Foreground re-weighting. Tab. 5 shows the impact of foreground re-weighting in our model. Increasing the foreground weight from 1.0 to 2.0 (settings (a) and (b)) significantly improved performance. FVD reduced from 765 to 715, indicating better video quality. TrackAP increased by 0.8, and TrackAP₅₀ by 0.4. This confirms that foreground re-weighting, inspired by GeoDiffusion, is beneficial for enhancing the foreground quality of generated frames.

4.4. Limitations

While our *TrackDiffusion* model marks progress in video generation from tracklets, it faces generalization and detail

Setting	Fg weight	FVD↓	TrackAP↑	TrackAP ₅₀ ↑
(a)	1.0	765	35.0	61.7
(b)	2.0	715	35.8(+0.8)	62.1(+0.4)
(c)	3.0	759	35.3(+0.3)	61.9 (+0.2)

Table 5. **Ablations on foreground re-weighting.** Defaults settings are marked in gray .

refinement challenges. Its performance may not extend to all real-world multi-object tracking scenarios, especially in highly complex or novel situations. Limited by training resources, the model’s training on a large-scale video dataset was constrained, affecting detail fidelity in video generation. Future work will focus on enhancing detail refinement and broadening generalization to diverse scenarios.

5. Conclusion

In conclusion, our work presents *TrackDiffusion*, a novel approach to generating continuous video sequences from tracklets, effectively utilizing diffusion models for video synthesis in the context of multi-object tracking. Our model introduces innovative mechanisms, including Instance-Aware Location Tokens and Temporal Instance Enhancer, which together facilitate the generation of high-quality and temporally consistent video sequences. The experimental results underscore the potential of *TrackDiffusion* in enhancing the training of MOT systems, thereby marking a significant step forward in the realm of synthetic video data generation. Future work will focus on addressing the outlined limitations, further improving the model’s generalization capabilities, and exploring its applicability in a broader range of real-world scenarios.

Acknowledgments. We gratefully acknowledge the support of MindSpore, CANN (Compute Architecture for Neural Networks), and Ascend AI Processor used for this research.

References

- [1] Andreas Blattmann, Robin Rombach, Huan Ling, Tim Dockhorn, Seung Wook Kim, Sanja Fidler, and Karsten Kreis. Align your latents: High-resolution video synthesis with latent diffusion models. In *CVPR*, 2023. 2
- [2] Tim Brooks, Aleksander Holynski, and Alexei A Efros. Instructpix2pix: Learning to follow image editing instructions. In *CVPR*, 2023. 2
- [3] Holger Caesar, Varun Bankiti, Alex H. Lang, Sourabh Vora, Venice Erin Liong, Qiang Xu, Anush Krishnan, Yu Pan, Giancarlo Baldan, and Oscar Beijbom. nuscenes: A multi-modal dataset for autonomous driving. In *CVPR*, 2020. 11
- [4] Kai Chen, Lanqing Hong, Hang Xu, Zhenguo Li, and Dit-Yan Yeung. Multisiam: Self-supervised multi-instance siamese representation learning for autonomous driving. In *ICCV*, 2021. 11
- [5] Kai Chen, Zhili Liu, Lanqing Hong, Hang Xu, Zhenguo Li, and Dit-Yan Yeung. Mixed autoencoder for self-supervised visual representation learning. In *CVPR*, 2023. 11
- [6] Kai Chen, Chunwei Wang, Kuo Yang, Jianhua Han, Lanqing Hong, Fei Mi, Hang Xu, Zhengying Liu, Wenyong Huang, Zhenguo Li, et al. Gaining wisdom from setbacks: Aligning large language models via mistake analysis. *arXiv preprint arXiv:2310.10477*, 2023. 11
- [7] Kai Chen, Enze Xie, Zhe Chen, Lanqing Hong, Zhenguo Li, and Dit-Yan Yeung. Integrating geometric control into text-to-image diffusion models for high-quality detection data generation via text prompt. *arXiv preprint arXiv:2306.04607*, 2023. 2
- [8] Bowen Cheng, Ishan Misra, Alexander G. Schwing, Alexander Kirillov, and Rohit Girdhar. Masked-attention mask transformer for universal image segmentation. In *CVPR*, 2022. 7
- [9] Jiaxin Cheng, Xiao Liang, Xingjian Shi, Tong He, Tianjun Xiao, and Mu Li. Layoutdiffuse: Adapting foundational diffusion models for layout-to-image generation. *arXiv preprint arXiv:2302.08908*, 2023. 2
- [10] MMDetection3D Contributors. MMDetection3D: OpenMMLab next-generation platform for general 3D object detection. <https://github.com/open-mmlab/mmdetection3d>, 2020. 11
- [11] Yutao Cui, Cheng Jiang, Limin Wang, and Gangshan Wu. Mixformer: End-to-end tracking with iterative mixed attention. In *CVPR*, 2022. 5
- [12] Tobias Fischer, Thomas E Huang, Jiangmiao Pang, Linlu Qiu, Haofeng Chen, Trevor Darrell, and Fisher Yu. Qdtrack: Quasi-dense similarity learning for appearance-only multiple object tracking. *PAMI*, 2023. 5
- [13] Ruiyuan Gao, Kai Chen, Enze Xie, Lanqing Hong, Zhenguo Li, Dit-Yan Yeung, and Qiang Xu. Magicdrive: Street view generation with diverse 3d geometry control. *arXiv preprint arXiv:2310.02601*, 2023. 2, 3
- [14] Ruiyuan Gao, Chenchen Zhao, Lanqing Hong, and Qiang Xu. DiffGuard: Semantic mismatch-guided out-of-distribution detection using pre-trained diffusion models. In *ICCV*, 2023. 2
- [15] Agrim Gupta, Piotr Dollar, and Ross Girshick. LVIS: A dataset for large vocabulary instance segmentation. In *CVPR*, 2019. 6
- [16] Jianhua Han, Xiwen Liang, Hang Xu, Kai Chen, Lanqing Hong, Chaoqiang Ye, Wei Zhang, Zhenguo Li, Xiaodan Liang, and Chunjing Xu. Soda10m: Towards large-scale object detection benchmark for autonomous driving. *arXiv preprint arXiv:2106.11118*, 2021. 2
- [17] Kaiming He, Georgia Gkioxari, Piotr Dollár, and Ross Girshick. Mask r-cnn. In *ICCV*, 2017. 5
- [18] Yingqing He, Tianyu Yang, Yong Zhang, Ying Shan, and Qifeng Chen. Latent video diffusion models for high-fidelity long video generation. *arXiv preprint arXiv:2211.13221*, 2023. 3
- [19] Jonathan Ho, Ajay Jain, and Pieter Abbeel. Denoising diffusion probabilistic models. In *NeurIPS*, 2020. 2
- [20] Jonathan Ho, William Chan, Chitwan Saharia, Jay Whang, Ruiqi Gao, Alexey Gritsenko, Diederik P Kingma, Ben Poole, Mohammad Norouzi, David J Fleet, et al. Imagen video: High definition video generation with diffusion models. *arXiv preprint arXiv:2210.02303*, 2022. 3
- [21] Jonathan Ho, Chitwan Saharia, William Chan, David J Fleet, Mohammad Norouzi, and Tim Salimans. Cascaded diffusion models for high fidelity image generation. In *JMLR*, 2022. 3
- [22] Wenyi Hong, Ming Ding, Wendi Zheng, Xinghan Liu, and Jie Tang. Cogvideo: Large-scale pretraining for text-to-video generation via transformers. *arXiv preprint arXiv:2205.15868*, 2022. 2
- [23] Lianghua Huang, Xin Zhao, and Kaiqi Huang. Got-10k: A large high-diversity benchmark for generic object tracking in the wild. In *PAMI*, 2021. 5
- [24] Lianghua Huang, Di Chen, Yu Liu, Yujun Shen, Deli Zhao, and Jingren Zhou. Composer: Creative and controllable image synthesis with composable conditions. *arXiv preprint arXiv:2302.09778*, 2023. 2
- [25] Kaican Li, Kai Chen, Haoyu Wang, Lanqing Hong, Chaoqiang Ye, Jianhua Han, Yukuai Chen, Wei Zhang, Chunjing Xu, Dit-Yan Yeung, et al. Coda: A real-world road corner case dataset for object detection in autonomous driving. *arXiv preprint arXiv:2203.07724*, 2022. 2
- [26] Yuheng Li, Haotian Liu, Qingyang Wu, Fangzhou Mu, Jianwei Yang, Jianfeng Gao, Chunyuan Li, and Yong Jae Lee. Gligen: Open-set grounded text-to-image generation. *arXiv preprint arXiv:2301.07093*, 2023. 2, 4, 11
- [27] Long Lian, Baifeng Shi, Adam Yala, Trevor Darrell, and Boyi Li. Llm-grounded video diffusion models. *arXiv preprint arXiv:2309.17444*, 2023. 3
- [28] Han Lin, Abhay Zala, Jaemin Cho, and Mohit Bansal. Videodirectorgpt: Consistent multi-scene video generation via llm-guided planning. *arXiv preprint arXiv:2309.15091*, 2023. 3
- [29] Haotian Liu, Chunyuan Li, Yuheng Li, and Yong Jae Lee. Improved baselines with visual instruction tuning. *arXiv preprint arXiv:2310.03744*, 2023. 5
- [30] Nan Liu, Shuang Li, Yilun Du, Antonio Torralba, and Joshua B Tenenbaum. Compositional visual generation with composable diffusion models. In *ECCV*, 2022. 2

- [31] Zhili Liu, Jianhua Han, Kai Chen, Lanqing Hong, Hang Xu, Chunjing Xu, and Zhenguo Li. Task-customized self-supervised pre-training with scalable dynamic routing. In *AAAI*, 2022. 11
- [32] Zhili Liu, Kai Chen, Yifan Zhang, Jianhua Han, Lanqing Hong, Hang Xu, Zhenguo Li, Dit-Yan Yeung, and James Kwok. Geom-erasing: Geometry-driven removal of implicit concept in diffusion models. *arXiv preprint arXiv:2310.05873*, 2023. 2, 3
- [33] Cheng Lu, Yuhao Zhou, Fan Bao, Jianfei Chen, Chongxuan Li, and Jun Zhu. Dpm-solver: A fast ode solver for diffusion probabilistic model sampling in around 10 steps. In *NeurIPS*, 2022. 6
- [34] Zhengxiong Luo, Dayou Chen, Yingya Zhang, Yan Huang, Liang Wang, Yujun Shen, Deli Zhao, Jingren Zhou, and Tieniu Tan. Videofusion: Decomposed diffusion models for high-quality video generation. In *CVPR*, 2023. 2
- [35] Ben Mildenhall, Pratul P Srinivasan, Matthew Tancik, Jonathan T Barron, Ravi Ramamoorthi, and Ren Ng. Nerf: Representing scenes as neural radiance fields for view synthesis. In *Communications of the ACM*, 2021. 4
- [36] Gaurav Mittal, Tanya Marwah, and Vineeth N. Balasubramanian. Sync-draw: Automatic video generation using deep recurrent attentive architectures. In *ACMMM*, 2017. 2
- [37] Alex Nichol, Prafulla Dhariwal, Aditya Ramesh, Pranav Shyam, Pamela Mishkin, Bob McGrew, Ilya Sutskever, and Mark Chen. Glide: Towards photorealistic image generation and editing with text-guided diffusion models. *arXiv preprint arXiv:2112.10741*, 2021. 2
- [38] Alec Radford, Jong Wook Kim, Chris Hallacy, Aditya Ramesh, Gabriel Goh, Sandhini Agarwal, Girish Sastry, Amanda Askell, Pamela Mishkin, Jack Clark, et al. Learning transferable visual models from natural language supervision. In *ICML*, 2021. 4
- [39] Robin Rombach, Andreas Blattmann, Dominik Lorenz, Patrick Esser, and Björn Ommer. High-resolution image synthesis with latent diffusion models. In *CVPR*, 2022. 2, 3
- [40] Patrick Schramowski, Manuel Brack, Björn Deiseroth, and Kristian Kersting. Safe latent diffusion: Mitigating inappropriate degeneration in diffusion models. In *CVPR*, 2023. 11
- [41] Yang Song, Jascha Sohl-Dickstein, Diederik P Kingma, Abhishek Kumar, Stefano Ermon, and Ben Poole. Score-based generative modeling through stochastic differential equations. In *ICLR*, 2020. 2
- [42] Sergey Tulyakov, Ming-Yu Liu, Xiaodong Yang, and Jan Kautz. Mocogan: Decomposing motion and content for video generation. In *CVPR*, 2018. 2
- [43] Thomas Unterthiner, Sjoerd van Steenkiste, Karol Kurach, Raphael Marinier, Marcin Michalski, and Sylvain Gelly. Towards accurate generative models of video: A new metric & challenges. *arXiv preprint arXiv:1812.01717*, 2018. 5
- [44] Patrick von Platen, Suraj Patil, Anton Lozhkov, Pedro Cuenca, Nathan Lambert, Kashif Rasul, Mishig Davaadorj, and Thomas Wolf. Diffusers: State-of-the-art diffusion models. <https://github.com/huggingface/diffusers>, 2022. 6
- [45] Jiuniu Wang, Hangjie Yuan, Dayou Chen, Yingya Zhang, Xiang Wang, and Shiwei Zhang. Modelscope text-to-video technical report. *arXiv preprint arXiv:2308.06571*, 2023. 5
- [46] Su Wang, Chitwan Saharia, Ceslee Montgomery, Jordi Pont-Tuset, Shai Noy, Stefano Pellegrini, Yasumasa Onoe, Sarah Laszlo, David J Fleet, Radu Soricut, et al. Imagen editor and editbench: Advancing and evaluating text-guided image inpainting. In *CVPR*, 2023. 2
- [47] Xiaofeng Wang, Zheng Zhu, Guan Huang, Xinze Chen, and Jiwen Lu. Drivedreamer: Towards real-world-driven world models for autonomous driving. *arXiv preprint arXiv:2309.09777*, 2023. 3, 5
- [48] Chenfei Wu, Lun Huang, Qianxi Zhang, Binyang Li, Lei Ji, Fan Yang, Guillermo Sapiro, and Nan Duan. Godiva: Generating open-domain videos from natural descriptions. *arXiv preprint arXiv:2104.14806*, 2021. 2
- [49] Chenfei Wu, Jian Liang, Lei Ji, Fan Yang, Yuejian Fang, Daxin Jiang, and Nan Duan. Nüwa: Visual synthesis pre-training for neural visual world creation. In *ECCV*, 2022. 2
- [50] Linjie Yang, Yuchen Fan, and Ning Xu. Video instance segmentation. In *ICCV*, 2019. 5
- [51] Linjie Yang, Yuchen Fan, Yang Fu, and Ning Xu. The 3rd large-scale video object segmentation challenge - video instance segmentation track, 2021. 5
- [52] Lvmin Zhang, Anyi Rao, and Maneesh Agrawala. Adding conditional control to text-to-image diffusion models. In *ICCV*, 2023. 2
- [53] LIU Zhili, Kai Chen, Jianhua Han, HONG Lanqing, Hang Xu, Zhenguo Li, and James Kwok. Task-customized masked autoencoder via mixture of cluster-conditional experts. In *ICLR*, 2023. 11
- [54] Daquan Zhou, Weimin Wang, Hanshu Yan, Weiwei Lv, Yizhe Zhu, and Jiashi Feng. Magicvideo: Efficient video generation with latent diffusion models. *arXiv preprint arXiv:2211.11018*, 2022. 3

TrackDiffusion: Multi-object Tracking Data Generation via Diffusion Models

Supplementary Material

Setting	FVD↓	TrackAP↑	TrackAP ₅₀ ↑
self-attn	765	37.2	63.9
cross-attn	760	38.7(+1.5)	64.3(+0.4)

Table 6. Ablations on gated cross-attention.

Setting	FVD↓	TrackAP↑	TrackAP ₅₀ ↑
Encoder Block	816	38.2	63.6
Decoder Block	762	38.7(+0.5)	64.3(+0.7)

Table 7. Comparison for positions of the instance enhancer.

A. More Ablation Study

Ablation on gated cross-attention. As shown in the main paper Fig. 2 and Eqn. 8, our approach utilizes gated cross-attention to absorb the instance features. We can also consider gated self-attention [26]. This design variation was ablated on the YTVIS2021 dataset. As demonstrated in Table 6, the gated self-attention results in a similar FVD of 760, but yields a lower TrackAP of 37.2, compared to 38.7 for the cross-attention. This shows that cleaner instance information, isolated from visual tokens, enables the model to utilize features more effectively, which can be attributed to the more focused and undiluted use of instance features in cross-attention, thereby enhancing the model’s capability for maintaining instance consistency in videos.

Ablation on instance enhancer position. In this ablation study, we evaluate the impact of the instance enhancer’s position within our *TrackDiffusion* model. The study involves two main configurations: integrating the instance enhancer into the encoder block and into the decoder block of the U-Net architecture. Due to resource limitations, we did not attempt to include the instance enhancer in both the encoder and decoder simultaneously.

The comparative results indicate a notable improvement when the instance enhancer is positioned in the decoder block, as evidenced by the lower FVD and higher TrackAP. Specifically, the FVD score decreased from 816 to 762, suggesting enhanced video quality and consistency. Furthermore, the improvements in TrackAP (from 38.2 to 38.7) and TrackAP₅₀ (from 63.6 to 64.3) imply better consistency.

This enhancement can be attributed to the decoder block’s role in reconstructing and refining the output frames. By placing the instance enhancer in the decoder block, it seems to have a more significant impact on the visual attributes of instances, leading to improved model per-

Method	InstEmb	T-Enhancer	FVD
Vanilla			456
TrackDiffusion	✓	✓	364

Table 8. Comparison on nuScenes validation set.

formance in terms of both fidelity and tracking precision. These findings suggest a crucial role of the decoder block in handling instance-specific details.

B. Driving Video Generation

In addition to our primary models, we extend our training to include real driving scene (RDS) data. The training data is sourced from the real-world driving dataset nuScenes [3], which consists of 700 training videos and 150 validation videos. Each video in the dataset captures approximately 20 seconds of footage using six surround-view cameras, providing a comprehensive view of the driving environment.

The nuScenes dataset provides annotations in the form of 2Hz 3D bounding boxes. To utilize this data, we first converted the bounding boxes using scripts provided by MMDetection3D [10]. Subsequently, we conducted our training based on the annotations derived from these keyframes. Due to resource limitations, our training exclusively employed data from the front camera. We employed the same settings as those used for training on the YTVIS dataset, with a training resolution of 480×320 .

As presented in Tab. 8, we compared our proposed *TrackDiffusion* method with baseline approaches. Our method achieved FVD scores of 364, significantly outperforming the baseline models. These results demonstrate considerable advantages over other approaches, illustrating the efficacy of *TrackDiffusion* in capturing temporal consistency and generating high-quality video sequences.

C. More Discussion

Limitation. So far, videos generated by *TrackDiffusion* can only contribute as the augmented samples to train MOT trackers with real data, and it is appealing to explore more flexible usage of the generated video sequences beyond data augmentation, especially the incorporation with generative pre-training [5, 53] and contrastive learning [4, 31]. How to generate the high-quality videos aligned with human values without harmful and toxic content [6, 40] is also important for the practical usage of *TrackDiffusion*.

D. More Qualitative Results

We provide more qualitative results on the GOT10K, YoutubeVIS2021, and nuScenes datasets, which are depicted in Fig. 8, 9, and 10 respectively. These figures showcase the effectiveness of our approach in different contexts, highlighting its performance across various scenarios.

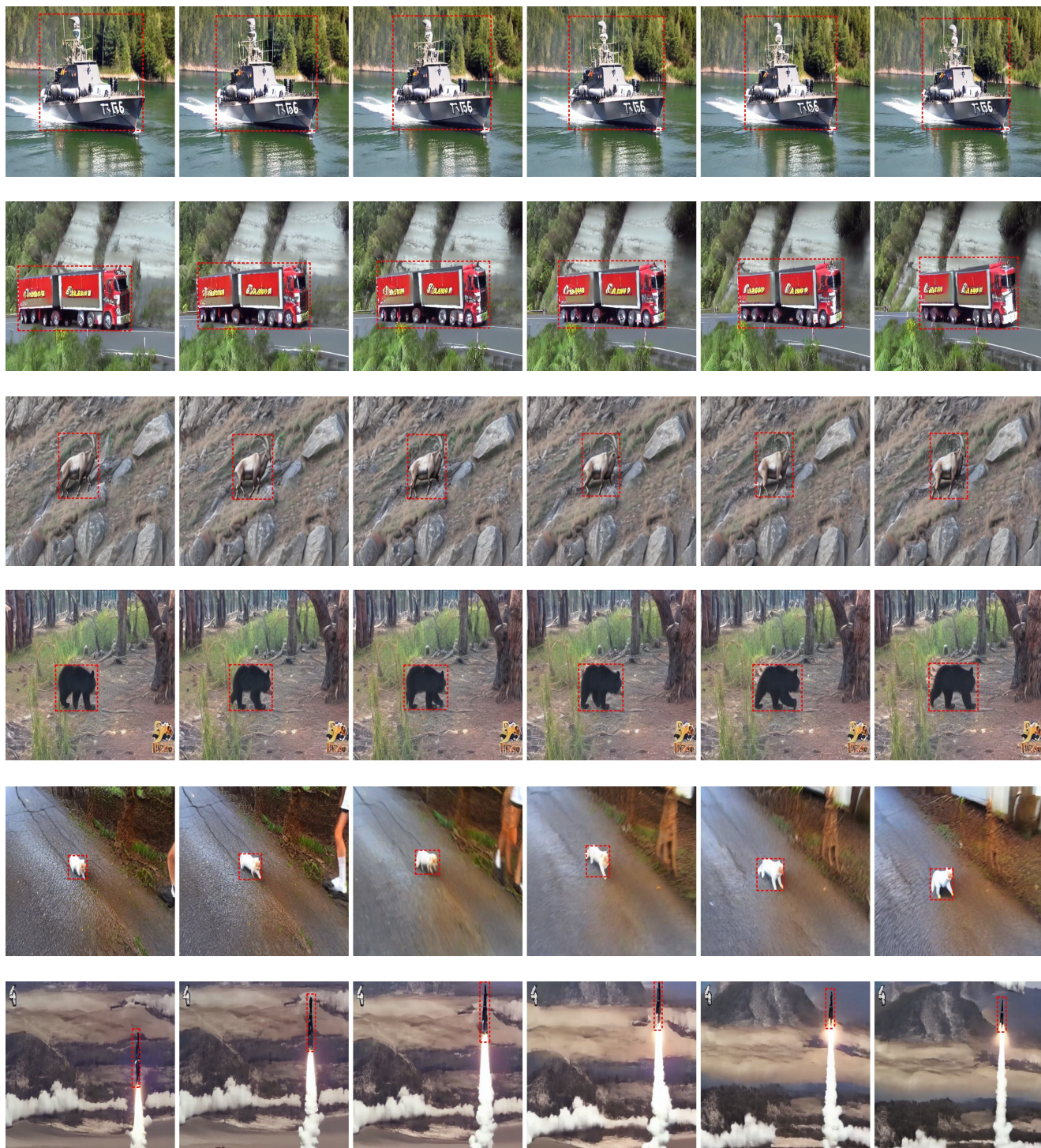


Figure 8. More qualitative results on the GOT10K dataset.

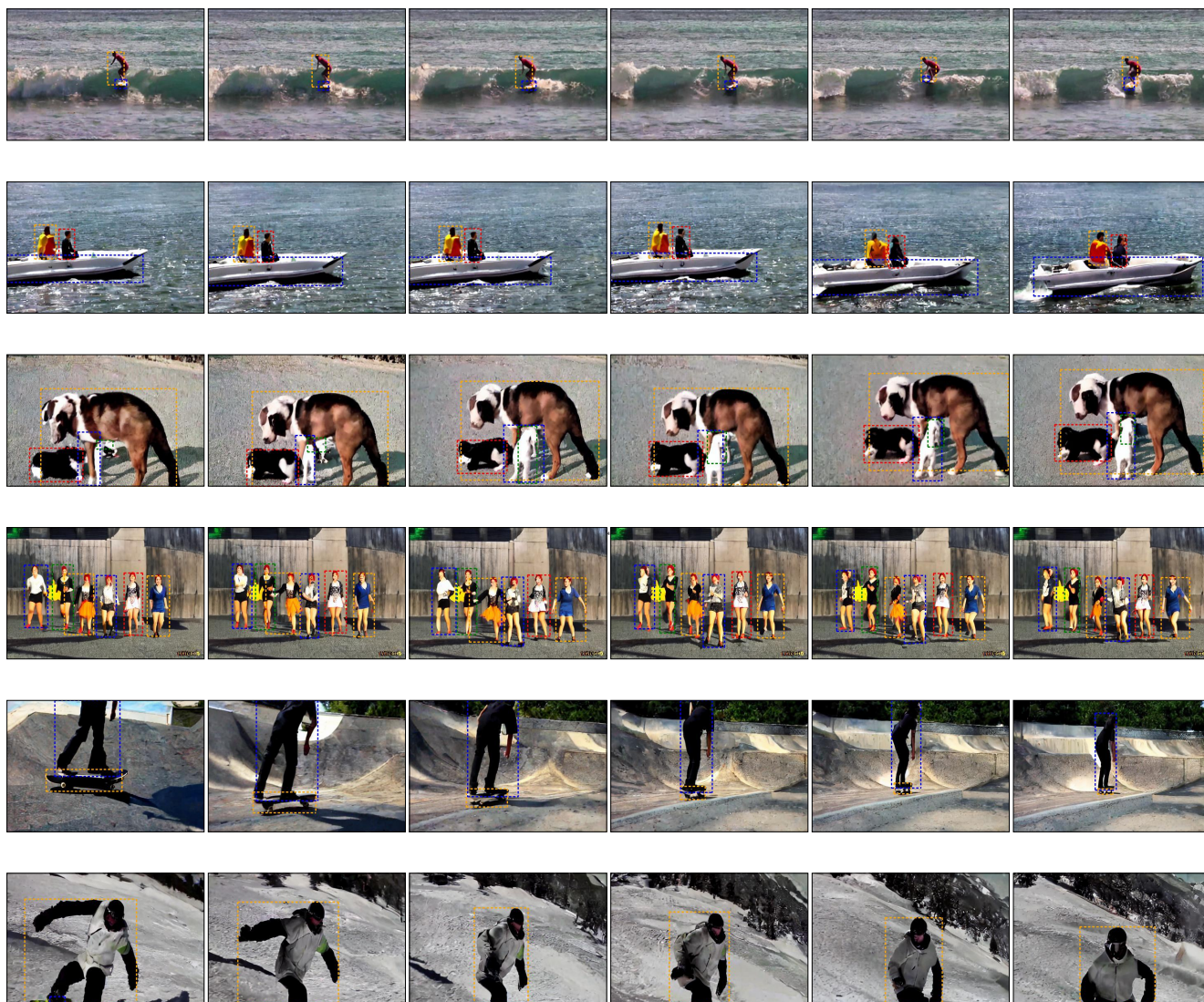






Figure 9. More qualitative results on the YTVIS dataset.


Frame1




Frame2




Frame3



Frame4



Frame5



Frame6





Figure 10. **More qualitative results on the nuScenes dataset.** Our method achieved commendable instance consistency even when trained solely on keyframes, demonstrating its effectiveness in maintaining the consistency of instance appearance.