

# Machine Learning for Actionable Warning Identification: A Comprehensive Survey

XIUTING GE, State Key Laboratory for Novel Software Technology, Nanjing University, China  
CHUNRONG FANG\*, State Key Laboratory for Novel Software Technology, Nanjing University, China  
XUANYE LI, State Key Laboratory for Novel Software Technology, Nanjing University, China  
WEISONG SUN, School of Computer Science and Engineering, Nanyang Technological University, Singapore  
DAOYUAN WU, School of Computer Science and Engineering, Nanyang Technological University, Singapore  
JUAN ZHAI, Manning College of Information & Computer Sciences, University of Massachusetts, USA  
SHANGWEI LIN, School of Computer Science and Engineering, Nanyang Technological University, Singapore  
ZHIHONG ZHAO, State Key Laboratory for Novel Software Technology, Nanjing University, China  
YANG LIU, School of Computer Science and Engineering, Nanyang Technological University, Singapore  
ZHENYU CHEN, State Key Laboratory for Novel Software Technology, Nanjing University, China

Actionable Warning Identification (AWI) plays a crucial role in improving the usability of static code analyzers. With recent advances in Machine Learning (ML), various approaches have been proposed to incorporate ML techniques into AWI. These ML-based AWI approaches, benefiting from ML's strong ability to learn subtle and previously unseen patterns from historical data, have demonstrated superior performance. However, a comprehensive overview of these approaches is missing, which could hinder researchers/practitioners from understanding the current process and discovering potential for future improvement in the ML-based AWI community. In this paper, we systematically review the state-of-the-art ML-based AWI approaches. First, we employ a meticulous survey methodology and gather 50 primary studies from 2000/01/01 to 2023/09/01. Then, we outline the typical ML-based AWI workflow, including warning dataset preparation, preprocessing, AWI

\*Chunrong Fang is the corresponding author.

---

Authors' addresses: Xiuting Ge, State Key Laboratory for Novel Software Technology, Nanjing University, No.22 Hankou Road, Nanjing, Jiangsu, China, 210093, dg20320002@smail.nju.edu.cn; Chunrong Fang, State Key Laboratory for Novel Software Technology, Nanjing University, No.22 Hankou Road, Nanjing, Jiangsu, China, 210093, fangchunrong@nju.edu.cn; Xuanye Li, State Key Laboratory for Novel Software Technology, Nanjing University, No.22 Hankou Road, Nanjing, Jiangsu, China, 210093, 1525135604@qq.com; Weisong Sun, School of Computer Science and Engineering, Nanyang Technological University, Nanyang Avenue 50, Singapore, weisong.sun@ntu.edu.sg; Daoyuan Wu, School of Computer Science and Engineering, Nanyang Technological University, Nanyang Avenue 50, Singapore, daoyuan.wu@ntu.edu.sg; Juan Zhai, Manning College of Information & Computer Sciences, University of Massachusetts, 140 Governors Drive, Amherst, Miami, USA, juanzhai@umass.edu; Shangwei Lin, School of Computer Science and Engineering, Nanyang Technological University, Nanyang Avenue 50, Singapore, shang-wei.lin@ntu.edu.sg; Zhihong Zhao, State Key Laboratory for Novel Software Technology, Nanjing University, No.22 Hankou Road, Nanjing, Jiangsu, China, 210093, zhaozhih@nju.edu.cn; Yang Liu, School of Computer Science and Engineering, Nanyang Technological University, Nanyang Avenue 50, Singapore, yangliu@ntu.edu.sg; Zhenyu Chen, State Key Laboratory for Novel Software Technology, Nanjing University, No.22 Hankou Road, Nanjing, Jiangsu, China, 210093, zychen@nju.edu.cn.

---

Permission to make digital or hard copies of all or part of this work for personal or classroom use is granted without fee provided that copies are not made or distributed for profit or commercial advantage and that copies bear this notice and the full citation on the first page. Copyrights for components of this work owned by others than ACM must be honored. Abstracting with credit is permitted. To copy otherwise, or republish, to post on servers or to redistribute to lists, requires prior specific permission and/or a fee. Request permissions from [permissions@acm.org](mailto:permissions@acm.org).

© 2023 Association for Computing Machinery.

0360-0300/2023/12-ART \$15.00

<https://doi.org/>

model construction, and evaluation stages. In such a workflow, we categorize ML-based AWI approaches based on the warning output format. Besides, we analyze the techniques used in each stage, along with their strengths, weaknesses, and distribution. Finally, we provide practical research directions for future ML-based AWI approaches, focusing on aspects like data improvement (e.g., enhancing the warning labeling strategy) and model exploration (e.g., exploring large language models for AWI).

CCS Concepts: • **General and reference** → **Surveys and overviews**; • **Software and its engineering** → *Software testing and debugging*;

Additional Key Words and Phrases: Machine learning, static analysis warnings, actionable warning identification, survey

#### **ACM Reference Format:**

Xiuting Ge, Chunrong Fang, Xuanye Li, Weisong Sun, Daoyuan Wu, Juan Zhai, Shangwei Lin, Zhihong Zhao, Yang Liu, and Zhenyu Chen. 2023. Machine Learning for Actionable Warning Identification: A Comprehensive Survey. *ACM Comput. Surv.*, (December 2023), 35 pages.

## **1 INTRODUCTION**

Static Code Analyzers (SCAs) can automatically detect defects without executing the program and have proven to be important and effective in software quality assurance [65]. However, SCAs often generate an overwhelming number of warnings, most of which are unactionable (e.g., false positives) [50, 66, 69]. Statistics show that there are on average 40 warnings per thousand lines of source code [81], and 35% to 91% of warnings from SCAs are unactionable [25]. Manually partitioning warnings into actionable and unactionable ones is time-consuming [59] and error-prone [34]. As such, the large number of unactionable warnings and the cost of manual inspection pose significant obstacles to the practical usage of SCAs [87].

There has been extensive research on improving the usability of SCAs. Various approaches [3] have been proposed to increase the precision of SCAs from the vendor's perspective, thereby minimizing false positives. However, due to the undecidable nature of certain program behaviors, it is inevitable that SCAs will report some false positives [73]. Therefore, an alternative approach is *Actionable Warning Identification (AWI)* [25, 56, 57], which is proposed from the user's perspective. These AWI approaches use different techniques (e.g., clustering, ranking, pruning, automated elimination of false positives, a combination of static and dynamic analysis, or simplifying manual inspection) [57] to postprocess warnings reported by SCAs, thereby filtering out or prioritizing actionable warnings. Notably, Machine Learning (ML)-based AWI approaches are particularly popular, aiming to train a model with historical warnings and use it to identify actionable warnings on new ones [17, 91]. Due to ML's powerful ability to learn subtle and previously unseen patterns from historical data, ML-based AWI approaches have demonstrated superior performance in enhancing the usability of SCAs [42, 96].

Over the past few years, the substantial progress in the ML-based AWI community has attracted considerable attention from researchers and practitioners. Currently, several existing AWI literature reviews have been proposed to enumerate [25] or categorize [56, 57] specific AWI approaches. Different from the existing reviews that mainly focus on postprocessing techniques of warnings, ML-based AWI approaches require unique characteristics (i.e., the heavy reliance on warning datasets, warning features, and model selection) to identify actionable warnings. However, the existing reviews overlook such unique characteristics, which could present various challenges in developing new and advanced ML-based AWI approaches. For example, warning datasets highly depend on SCAs employing different techniques and projects using various development languages, which could affect the warning feature extraction ways. Also, different warning labeling strategies (e.g., closed warning-based heuristics [87]) could impact the quality of warning datasets and thus

affect the ML-based AWI performance. Moreover, different categories of features (e.g., content-based or sequential) necessitate selecting appropriate models for warning representation, leading to varying AWI performance. These diverse design options can hinder researchers and practitioners from advancing in the ML-based AWI research direction.

To fulfill the above gaps, we are the first to conduct a comprehensive survey by retrospectively examining the current state-of-the-art ML-based AWI studies after years of development. Through analyzing these studies, we first outline a typical ML-based AWI workflow, involving warning dataset preparation, warning dataset preprocessing, AWI model construction, and AWI model evaluation stages. In such a workflow, we categorize ML-based AWI approaches based on the warning output format. Besides, we detail the techniques used in each stage of such a workflow by discussing their strengths and weaknesses and presenting their distribution across different categories of ML-based AWI approaches. Finally, we provide ten practical research directions for the ML-based AWI community. In summary, we believe that our survey can help researchers and practitioners gain a comprehensive understanding and foster progress toward advanced practices in the ML-based AWI field.

In summary, our survey makes the following major contributions:

- **Survey methodology.** We employ a meticulous survey methodology across five digital libraries from 2000 to 2023 to gather 50 ML-based AWI studies.
- **ML-based AWI.** We outline a typical workflow of applying ML techniques in AWI approaches, which involves warning dataset preparation, warning dataset preprocessing, AWI model construction, and AWI model evaluation.
- **Elaborate study.** We conduct a detailed analysis by following the typical ML-based AWI workflow. Such an analysis includes the categorization of ML-based AWI approaches based on the warning output format as well as the discussion of key techniques with associated strengths, weaknesses, and distribution across different categories of ML-based AWI approaches.
- **Practical directions.** We highlight ten practical research directions for future ML-based AWI, focusing on data improvement and model exploration.
- **Available artifacts.** We share primary studies along with associated artifacts in a public repository<sup>1</sup>, which facilitates to follow and extend our survey.

The remainder of our survey is organized as follows. Section 2 describes the survey methodology. Section 3 introduces the background and related work. Section 4 analyzes and summarizes the primary ML-based AWI studies. Section 5 outlines future potential research directions. Section 6 discusses threats to validity. Section 7 concludes the paper.

## 2 SURVEY METHODOLOGY

Guided by the work of Budgen et al. [7], we collect the relevant ML-based AWI studies from the population via a well-designed survey methodology. Such a methodology includes data sources, search keywords, selection criteria, selection procedure of primary studies. Further, we perform the trend observations based on the primary studies.

---

<sup>1</sup><https://github.com/xiaomoqi123/AWISurvey>

Table 1. Search keywords.

No.	Goal	Keyword
1	machine learning	1) machine learning, 2) deep learning
2	static analysis	1) static analysis, 2) automated code analysis, 3) source code analysis
3	warning	1) warning, 2) alert, 3) alarm, 4) violation
4	identification	1) identifying, 2) elimination, 3) reduction, 4) pruning, 5) classification, 6) prioritization, 7) ranking, 8) reviewing, 9) inspection, 10) simplification

**Data sources.** We search five popular digital libraries, including (1) IEEE Xplore<sup>2</sup>, (2) ACM<sup>3</sup>, (3) ScienceDirect<sup>4</sup>, (4) Springer Link<sup>5</sup>, and (5) Wiley<sup>6</sup>. These libraries archive various and leading journals and conferences from the software engineering domain [31].

**Search keywords.** Based on the work of Muske et al. [57], we extend the search keywords to search the relevant ML-based AWI studies from the digital library. Table 1 shows the search keywords. Such search keywords involve four goals (i.e., ML, static analysis, warning, and identification) with a total of 19 keywords. To search ML-based AWI studies, the four goals are required to be incorporated to create a complete search string. Specifically, as for each goal, the logical operator “AND” is used. As for each keyword in each goal, the logical operator “OR” is used. With these search strings, we search the above five digital libraries by performing the keyword-based matching in the metadata (i.e., title, abstract, and keywords) of the study [35]. The search scope in each digital library is from 2000/01/01 ~ 2023/09/01. Such a search scope is considered because ML techniques gradually gain attention in the AWI community [25].

**Selection criteria.** The selection criteria are used to further determine the relevant ML-based AWI studies from the search keywords-based results. Such criteria are initially obtained by steering 10 arbitrarily selected studies and are refined based on the pilot search results. Table 2 shows the selection criteria, i.e., inclusion and exclusion criteria. Only when both the metadata and full text of a study satisfy inclusion and exclusion criteria, and this study is determined to be relevant.

#### Selection procedure of primary studies.

Table 3 shows the detailed selection results of ML-based AWI studies. Specifically, the search keywords-based results contain 1253 studies. Then, after applying the selection criteria for each study, there involve 47 studies. After that, we rely on the titles of studies to remove 15 duplicate studies and determine 32 distinct studies. However, the search keywords in Table 1 may be incomplete due to the terminological differences among studies. To alleviate this problem, we conduct the snowballing [4, 90], including backward and forward snowballing. Given a good start set, the snowballing can help more effectively and efficiently locate high-quality studies in obscure locations [21]. As such, we take 32 distinct studies as a start set, conduct the snowballing on this start set, and use the selection criteria to search 18 other relevant studies. Finally, we determine 50 primary studies related to ML-based AWI. Particularly, in the selection procedure of studies, we conduct the 2-pass review. That is, every study goes through two authors (i.e., the first and third authors in our survey). When making a disagreement on the inclusion or exclusion of a study, the two authors make the discussion and resolve the difference.

**Trend observations.** Fig. 1 shows the statistical distribution of 50 primary studies. The results show that most studies are from the conference, which accounts for 78% (i.e., 39) of 50 studies. The

<sup>2</sup><https://ieeexplore.ieee.org/>

<sup>3</sup><https://dl.acm.org/>

<sup>4</sup><https://www.sciencedirect.com/>

<sup>5</sup><https://link.springer.com/>

<sup>6</sup><https://onlinelibrary.wiley.com/>

Table 2. Selection criteria.

Criterion	ID	Description
Inclusion	I1	Studies that incorporate ML techniques for AWI
	I2	Studies that record the contextual information, including datasets, features, ML models, and evaluation details
	I3	Studies that locate from 2000/01/01 ~ 2023/09/01
Exclusion	E1	Studies that identify warnings via non-ML techniques, e.g., [58]
	E2	Studies that improve the precision of SCAs, e.g., [82]
	E3	Studies that evaluate the precision of SCAs, e.g., [65]
	E4	Studies that track software quality evolution or the SCA rule configuration evolution by investigating warnings, e.g., [1, 81]
	E5	Studies that identify vulnerable/malicious behaviors via ML techniques and static analysis [67]
	E6	Studies that recommend SCAs to different projects, e.g., [62]
	E7	Studies that are not peer-reviewed, e.g., [27]

Table 3. Selection results of primary studies.

Digital library	No. of studies from the search keywords-based results	No. of studies after the selection criteria
IEEE Xplore	85	25
ACM	913	13
ScienceDirect	35	4
Springer Link	70	5
Wiley	150	0
All	1253	47
Removing 15 duplicate studies		32
Snowballing on 33 studies		18
A total of studies		50

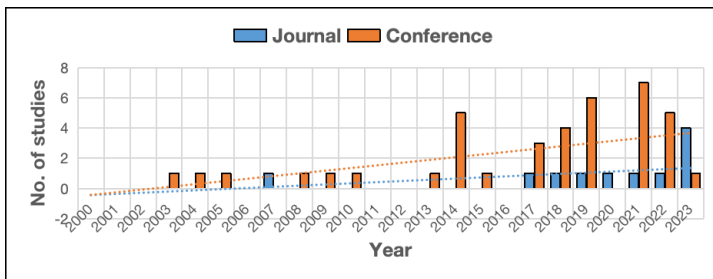


Fig. 1. Distribution of studies. The blue (yellow) dashed lines represent the trends of the number of the journal (conference) studies over years.

remaining studies (i.e., 11) are from the journal. Besides, the number of studies by year has a stably increasing trend, which indicates that the ML-based AWI community has received more and more attention from researchers and practitioners in recent years.

```

<BugInstance type="DM_DEFAULT_ENCODING" priority="1" rank="19" abbrev="Dm" category="118N">
  <ShortMessage>Reliance on default encoding</ShortMessage>
  <LongMessage>Found reliance on default encoding in org.apache.commons.net.examples.ntnp.ArticleReader.main(String[]): new
  java.io.PrintWriter(OutputStream)</LongMessage>
  <Class classname="org.apache.commons.net.examples.ntnp.ArticleReader" primary="true">
    <SourceLine classname="org.apache.commons.net.examples.ntnp.ArticleReader" sourcefile="ArticleReader.java"
    sourcepath="org/apache/commons/net/examples/ntnp/ArticleReader.java"
    relSourcepath="main/java/org/apache/commons/net/examples/ntnp/ArticleReader.java">
      <Message>In ArticleReader.java</Message>
    </SourceLine>
    <Message>In class org.apache.commons.net.examples.ntnp.ArticleReader</Message>
  </Class>
  <Method classname="org.apache.commons.net.examples.ntnp.ArticleReader" name="main" signature="([Ljava/lang/String;)V"
  isStatic="true" primary="true">
    <SourceLine classname="org.apache.commons.net.examples.ntnp.ArticleReader" start="36" end="89" startBytecode="0"
    endBytecode="752" sourcefile="ArticleReader.java" sourcepath="org/apache/commons/net/examples/ntnp/ArticleReader.java"
    relSourcepath="main/java/org/apache/commons/net/examples/ntnp/ArticleReader.java">
      <Message>In method org.apache.commons.net.examples.ntnp.ArticleReader.main(String[])</Message>
    </Method>
    <Method classname="java.io.PrintWriter" name="&init;" signature="(Ljava/io/OutputStream;)V" isStatic="false"
    role="METHOD_CALLED">
      <SourceLine classname="java.io.PrintWriter" start="128" end="129" startBytecode="0" endBytecode="62" sourcefile="PrintWriter.java"
      sourcepath="java/io/PrintWriter.java">
        <Message>Called method new java.io.PrintWriter(OutputStream)</Message>
      </Method>
    <SourceLine classname="org.apache.commons.net.examples.ntnp.ArticleReader" primary="true" start="47" end="47" startBytecode
    relSourcepath="main/java/org/apache/commons/net/examples/ntnp/ArticleReader.java">
      <Message>At ArticleReader.java:[line 47]</Message>
    </SourceLine>
  </BugInstance>

```

Fig. 2. An warning example from SpotBugs.

Table 4. Comparison of differences between the existing AWI literature reviews and our survey.

Study	Search scope	Approach category	Warning dataset preparation		Warning dataset processing			AWI model construction				AWI model evaluation		Guidelines in ML-based AWI
			Warning dataset acquisition	Warning dataset labeling	Warning feature category	Warning feature selection	Warning dataset rebalancing	Model category in AWI	Learning category in AWI	AWI model structure	AWI construction scenario	Validation strategy in AWI	Performance measure in AWI	
[25]	1998-2009	✓	✗	✗	✓	✗	✗	✓	✗	✗	✗	✓	✓	✗
[57]	2002-2006	✓	✗	✗	✗	✗	✗	✗	✗	✗	✗	✗	✗	✗
[56]	2002-2020	✓	✗	✗	✗	✗	✗	✗	✗	✗	✗	✗	✗	✗
Ours	2000-2023	✓	✓	✓	✓	✓	✓	✓	✓	✓	✓	✓	✓	✓

### 3 BACKGROUND AND RELATED WORK

**Static analysis warnings.** To help developers quickly and easily locate software defects, warnings reported by SCAs generally involve characteristics with the category, severity, message, and location. Of these, the warning location consists of the class information containing this warning, the method information containing this warning, and the warning line numbers. Fig. 2 shows a warning example from SpotBugs. Based on whether warnings are acted on and fixed by developers, warnings can be divided into actionable and unactionable ones [50, 87, 99]. An actionable warning, including a true defect or a warning concerned by SCA users, is acted on and fixed by developers via the warning-related source code changes. On the contrary, an unactionable warning might be (1) a false positive warning due to the inherent problem of SCAs (i.e., over-approximation) [73], (2) an unimportant warning for SCA users [50], or (3) just an incorrectly reported warning due to the limitations of SCAs [86]. As such, an unactionable warning is not acted on and fixed by developers.

#### Definition of ML-based AWI.

The goal of ML-based AWI is to extract warning features from historical warnings, learn a model on the extracted warning features, and use this model to identify actionable warnings from targeted warnings. In essence, ML-based AWI is formalized into a supervised learning-based problem. Formally, given a set of historical warnings  $(X, Y) = \{(x_1, y_1), \dots, (x_i, y_i), \dots, (x_n, y_n)\}$ ,  $(x_i, y_i)$  ( $1 \leq i \leq n$ ) is a historical warning. As for  $x_i \in X = \{wf_{i,1}, \dots, wf_{i,j}, \dots, wf_{i,m}\}$ ,  $wf_{i,j}$  ( $1 \leq j \leq m$ ) is a dimension of warning features. As for  $y_i \in Y = \{0, 1\}$ ,  $y_i$  is the warning label of  $x_i$ , where  $y_i = 0$  denotes that  $x_i$  is an unactionable warning and  $y_i = 1$  denotes that  $x_i$  is an actionable warning. ML-based AWI relies on historical warnings  $(X, Y)$  to learn a decision function  $Y = f(X)$ , aiming to describe the mapping relations between warning features and warning labels. When given a targeted warning  $X_{target}$ , the learned decision function is used to predict a corresponding output  $y_{target}$ . In general, the format of such an output could be a binary value or continuous value.

**Existing AWI literature reviews.** Currently, there have been three AWI literature reviews [25, 56, 57]. Table 4 shows the differences between our survey and the three reviews. Specifically, our survey is different from the three reviews in three aspects. *First*, our survey spans a longer period of search scope (i.e., about 23 years from 2000/01/01 to 2023/09/01) compared to the three reviews. Such enlarged search scope helps our survey increase 20 new ML-based AWI studies that never appeared in the three reviews, which can facilitate researchers and practitioners tracking and refreshing the current state-of-the-art ML-based AWI process. *Second*, our survey conducts a more comprehensive analysis of ML-based AWI by following the typical ML-based AWI workflow (see Fig. 3). On the one hand, different from the three reviews that enumerate or categorize AWI approaches based on the postprocessing techniques of warnings, our survey categorizes ML-based AWI approaches based on the warning output format. Such an approach category can help researchers and practitioners gain a deeper understanding of how ML techniques work for AWI. On the other hand, our survey systematically analyzes the techniques with associated strengths, weaknesses, and distribution used in four stages (i.e., warning dataset preparation, warning dataset processing, AWI model construction, and AWI model evaluation) of the typical ML-based AWI workflow. Such a detailed analysis can provide researchers and practitioners with a thorough understanding of the ML-based AWI field. *Third*, our survey provides more targeted guidelines for the ML-based AWI field. Based on the analysis results, our survey highlights ten practical research directions for applying ML techniques in AWI from the perspective of data improvement and model exploration in the typical ML-based AWI workflow. Such practical research directions can guide researchers and practitioners to further enhance the ML-based AWI community in a targeted manner.

## 4 DETAILED ANALYSIS OF ML-BASED AWI

### 4.1 Typical ML-based AWI workflow and research questions

In this section, we describe a typical ML-based AWI workflow and show the proposed Research Questions (RQs) based on such a workflow.

**Typical ML-based AWI workflow.** By analyzing the primary studies, we outline a typical ML-based AWI workflow. As shown in Fig. 3, this workflow mainly contains four stages, i.e., warning dataset preparation, warning dataset preprocessing, AWI model construction, and AWI model evaluation. In particular, the warning dataset preparation and preprocessing focus on the data part of ML-based AWI. The AWI model construction and evaluation focus on the model part of ML-based AWI. Next, we discuss the four stages in detail.

(1) *In the warning dataset preparation stage*, given a set of projects and SCAs, the collected warnings with associated labels are returned. This stage mainly contains warning dataset acquisition and labeling. The warning dataset acquisition collects warnings from SCAs with various static analysis techniques and projects with different development languages. The warning dataset

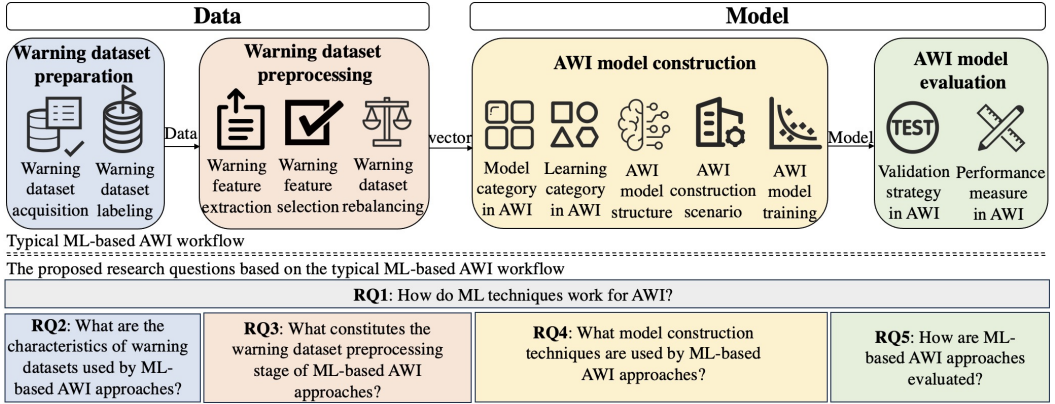


Fig. 3. Typical ML-based AWI workflow and the proposed RQs based on such a workflow.

labeling assigns labels for the collected warnings. In general, the well-prepared warnings are split into the training and test set.

(2) *In the warning dataset preprocessing stage*, the well-prepared warnings are preprocessed via different ways. According to the existing ML-based AWI approaches [17, 42, 96, 98], the common ways to preprocess warnings include warning feature extraction, warning feature selection, and warning dataset rebalancing. Specifically, the warning feature extraction mines useful features from well-prepared warnings. The warning feature selection, i.e., the column-based transformation [106], is to select the more discriminative warning features from the original warning features. The warning dataset rebalancing, i.e., the row-based transformation [106], is to alleviate the class imbalance in the well-prepared warnings. In general, as for ML-based AWI approaches, the warning feature extraction is a necessary step while the remaining two ways are optional steps.

(3) *In the AWI model construction stage*, different ML techniques (e.g., Random Forest) are used to train an AWI model based on the training set. Generally, this stage in AWI involves model category, learning category, AWI model structure, AWI construction scenarios, and AWI model training. The model category (e.g., deep learning) denotes the category of ML techniques used for AWI. The learning category (e.g., supervised learning) represents how a ML-based AWI model learns from the training set. The AWI model structure (e.g., the base structure) denotes how to organize ML techniques to train an AWI model. The AWI construction scenario (e.g., within project) represents the training scenario of a ML-based AWI model. The AWI model training is responsible for constructing an optimal ML-based AWI model from the training set.

(4) *In the AWI model evaluation stage*, the performance of the well-constructed AWI model is evaluated on the test set by setting the validation strategy and selecting the performance measure. The validation strategy signifies how the well-prepared warnings are split into the training and test sets. The performance measure (e.g., accuracy) is the evaluation metric.

**Research questions.** Inspired by the typical ML-based AWI workflow, we propose five Research Questions (RQs) to analyze the existing ML-based AWI studies.

- *RQ1: How do ML techniques work for AWI?*
- *RQ2: What are the characteristics of warning datasets used by ML-based AWI approaches?*
- *RQ3: What constitutes the warning dataset preprocessing stage of ML-based AWI approaches?*
- *RQ4: What model construction techniques are used by ML-based AWI approaches?*
- *RQ5: How are ML-based AWI approaches evaluated? evaluation.*



As described in Fig. 3, RQ1 analyzes the primary studies from a holistic perspective of ML-based AWI, and RQ2 ~ RQ5 analyze the primary studies from a detailed perspective of ML-based AWI. Specifically, RQ1 aims to classify ML-based AWI approaches based on the warning output format of the test set in such a workflow, thereby providing an overall understanding of ML techniques' application in AWI. RQ2 ~ RQ5 correspond with the four stages of such a workflow, which aim to provide insights for the techniques used in the warning dataset preparation, warning dataset preprocessing, AWI model construction, and AWI model evaluation respectively.

#### 4.2 RQ1: How do ML techniques work for AWI?

As shown in Section 3, given a targeted warning in the test set, the well-constructed ML-based AWI model in the typical ML-based AWI workflow gives an output for this warning. The format of such an output could be a binary value, continuous value, or both binary and continuous values. Based on the warning output format, ML-based AWI approaches can be divided into three categories: classification, ranking, and combination approaches. Further, we illustrate the three categories of approaches along with their strengths and weaknesses, thereby understanding the application of ML techniques in AWI.

**Classification approach.** The classification approach aims to learn a ML-based AWI classifier based on the historical warnings and use this classifier to classify targeted warnings into actionable and unactionable ones. That is, given a targeted warning, the output of this classifier is a binary value, which indicates an actionable or unactionable warning. After classifying the targeted warnings, only actionable warnings are shown to developers for inspection, while unactionable warnings are pruned. As such, the classification approach can reduce the number of warnings for manual inspection. However, since the pruned warnings are not guaranteed to be false positives, the classification approach may result in false negatives. In the primary studies, 30 studies [2, 5, 13, 14, 17, 24, 28, 29, 34, 36, 41, 42, 46, 53, 54, 68, 74, 80, 87, 89, 91–93, 95–97, 100, 101, 104, 107] are related to the classification approach.

**Ranking approach.** The ranking approach learns a ML-based AWI sorter based on the historical warnings and uses this sorter to prioritize targeted warnings. Instead of a binary value (i.e., the actionable or unactionable warning) in the classification approach, the ML-based AWI sorter outputs a continuous value for each targeted warning. This continuous value denotes the probability that a targeted warning is actionable, and warnings with higher probabilities are ordered up in the list and can be inspected by developers earlier. As such, the ranking approach is generally considered a regression problem [37]. Due to no warning pruning, the ranking approach does not cause false negatives. However, the number of warnings is not reduced and all reported warnings are still required to be manually inspected. In the primary studies, 17 studies [9, 30, 33, 39, 44, 45, 49, 52, 60, 66, 69–72, 79, 84, 102] fall into the ranking approach.

**Combination approach.** The combination approach, involving 3 studies [23, 78, 98], combines classification and ranking approaches to identify targeted warnings. Specifically, Yoon et al. [98] first use the classification approach to classify warnings into actionable and unactionable ones, then prune unactionable warnings, and finally use the ranking approach to prioritize the classified actionable warnings. It indicates that this study inherits the weakness of the classification approach (i.e., false negatives) and the strength of the ranking approach (i.e., helping developers inspect earlier warnings that are more likely to be actionable). Two studies [23, 78] give binary and continuous values to classify and prioritize targeted warnings. Due to simultaneously displaying the warning label and warning probability, the two studies can provide more auxiliary information to help developers inspect warnings in comparison to the classification or ranking approach. Due to no warning pruning, the two studies do not result in false negatives, while all reported warnings are still manually inspected.

**Summary RQ1:** Based on the format of the warning output, ML-based AWI approaches can be divided into classification, ranking, and combination approaches. Particularly, the classification approach, covering 60% of primary studies, is the most commonly used.

### 4.3 RQ2: What are the characteristics of warning datasets used by ML-based AWI approaches?

The warning dataset is a basic component in the ML-based AWI. Based on the typical ML-based AWI workflow in Fig. 3, the warning dataset preparation mainly involves the warning dataset acquisition and labeling. To reveal the characteristics of the warning dataset, we analyze the techniques with their strengths, weaknesses, and distribution used in the warning dataset acquisition and labeling respectively.

*4.3.1 Warning dataset acquisition.* The warning dataset acquisition is to collect warnings by using the SCA to automatically scan source code of the project. As such, the warning dataset acquisition involves three factors, including the SCA, development language of the project, and project source.

**SCA.** Table 5 shows names, commonly supported language, links, and mapping studies of SCAs. Specifically, the most commonly used SCA is FindBugs, followed by CppCheck and Sparrow. In all, there are 27 known SCAs mentioned in the primary studies. In particular, 12 studies (e.g., [78, 100]) do not disclose the names of SCAs because these SCAs are only commercially available. Also, some studies (e.g., [49, 71]) use multiple SCAs for the warning dataset acquisition. SCAs detect software defects by adopting various techniques. For example, FindBugs relies on the pattern matching technique [83] to identify potentially dangerous source code. CppCheck uses the flow-sensitive analysis [38] to reveal undefined behaviors of the program. Sparrow is designed to detect defects by using the abstract interpretation technique to approximate program behaviors [10]. SCAs with various techniques could yield different results, especially for the warning category and warning number. As such, the warning dataset acquisition is greatly dependent on the SCA.

**Development language of the project.** Table 6 shows the development languages of projects used in the primary studies. Specifically, the projects mainly focus on Java and C/C++, which account for 48% (24/50) and 46% (23/50) of the primary studies respectively. Also, a few projects, including a total of 4 studies, are PHP, JavaScript, and Solidity,. In particular, the study [96] simultaneously pays attention to Java and C/C++ projects. Combined with Table 5 and Table 6, it is observed that the development languages of projects correspond with SCAs. Thus, it is concluded that different development languages of projects are related to the selection of SCAs, thereby affecting the warning dataset acquisition.

**Project source.** By analyzing the primary studies, the project source contains real-world and synthetic categories. The project source determines the category of the acquired warning dataset. Thus, the warning dataset can be divided into real-world and synthetic categories.

The real-world source refers that the warning dataset is collected from the real-world project. In the primary studies, the warning datasets in the majority of primary studies (82%) (i.e., [9, 14, 17, 23, 24, 28–30, 33, 34, 36, 39, 44–46, 49, 52–54, 60, 66, 69, 70, 74, 78–80, 84, 87, 89, 91–93, 95, 97, 98, 100–102, 104, 107]) are from the real-world source. Further, as shown in Fig. 4a, 23, 15, 3 studies in the real-world source fall into classification, ranking, and combination approaches respectively. In particular, it is observed that the warning dataset, collected from 12 open-source Java projects in the study [87], is the most widely used to support ML-based AWI. Currently, about 16% of the primary studies, including [17, 34, 69, 89, 91–93, 95], have adopted the warning dataset from the study [87]. In the real-world source, the warning dataset can reflect the realistic distribution while facing the imbalance problem [17] and missing warnings with uncommon categories.

Table 5. Name, commonly supported language, link, and mapping studies of each SCA.

No.	Name	Language	Link	Studies
1	FindBugs (15)	Java	<a href="https://findbugs.sourceforge.net/">https://findbugs.sourceforge.net/</a>	[17, 23, 24, 34, 36, 49, 69, 74, 87, 89, 91–93, 95, 107]
2	CppCheck (5)	C/C++	<a href="http://cppcheck.sourceforge.net/">http://cppcheck.sourceforge.net/</a>	[13, 60, 71, 72, 84]
3	Sparrow (4)	Java, C/C++, etc.	<a href="https://github.com/ropas/sparrow">https://github.com/ropas/sparrow</a>	[9, 30, 39, 98]
4	Chord (3)	Java	<a href="http://jchord.googlecode.com/">http://jchord.googlecode.com/</a>	[52, 70, 102]
5	FindSecBugs (3)	Java	<a href="https://find-sec-bugs.github.io/">https://find-sec-bugs.github.io/</a>	[41, 42, 96]
6	Flawfinders (2)	C/C++	<a href="https://dwheeler.com/flawfinder/">https://dwheeler.com/flawfinder/</a>	[60, 84]
7	RATS (2)	C/C++, PHP, Python, Perl	<a href="https://code.google.com/archive/p/rough-auditing-tool-for-security/">https://code.google.com/archive/p/rough-auditing-tool-for-security/</a>	[60, 84]
8	WAP (2)	PHP	<a href="https://analysis-tools.dev/tool/wap">https://analysis-tools.dev/tool/wap</a>	[53, 66]
9	Pixy (2)	PHP	<a href="https://github.com/oliverklee/pixy">https://github.com/oliverklee/pixy</a>	[53, 66]
10	Clang (2)	C/C++	<a href="https://clang-analyzer.lvm.org/">https://clang-analyzer.lvm.org/</a>	[71, 72]
11	Frama-C (2)	C	<a href="https://frama-c.com/">https://frama-c.com/</a>	[71, 72]
12	Infer (2)	Java, C/C++, Object-C	<a href="https://fbinfer.com/">https://fbinfer.com/</a>	[36, 107]
13	MC (2)	C/C++	[12]	[44, 45]
14	Airac (2)	C/C++	<a href="http://ropas.snu.ac.kr/2005/airac5/">http://ropas.snu.ac.kr/2005/airac5/</a>	[33, 97]
15	PMD (1)	Java	<a href="https://pmd.github.io/">https://pmd.github.io/</a>	[49]
16	Jlint (1)	Java	<a href="http://artho.com/jlint/">http://artho.com/jlint/</a>	[49]
17	Lint4J (1)	Java	<a href="http://www.jutils.com/">http://www.jutils.com/</a>	[49]
18	DTS (1)	C/C++	[94]	[104]
19	CBMC (1)	C/C++	<a href="https://www.cprover.org/cbmc/">https://www.cprover.org/cbmc/</a>	[96]
20	JBMC (1)	Java	<a href="https://analysis-tools.dev/tool/jbmc">https://analysis-tools.dev/tool/jbmc</a>	[96]
21	Rosecheckers (1)	C/C++	<a href="https://b.d4t.cn/RCBJpT">https://b.d4t.cn/RCBJpT</a>	[13]
22	SonarQube (1)	Java	<a href="https://www.sonarqube.org/">https://www.sonarqube.org/</a>	[28]
23	SCATE (1)	Java, C/C++, etc.	<a href="https://github.com/manohar9999/SCATE">https://github.com/manohar9999/SCATE</a>	[33]
24	RIPS (1)	PHP	<a href="http://rips-scanner.sourceforge.net/">http://rips-scanner.sourceforge.net/</a>	[66]
25	phpSAFE (1)	PHP	<a href="https://github.com/JoseCarlosFonseca/phpSAFE">https://github.com/JoseCarlosFonseca/phpSAFE</a>	[66]
26	WeVerca (1)	PHP	<a href="https://d3s.mff.cuni.cz/software/weverca/">https://d3s.mff.cuni.cz/software/weverca/</a>	[66]
27	phpMiner (1)	PHP	[76]	[53]
28	Anonymous (12)	Java, C/C++, Solidity, JavaScript	N/A	[5, 13, 14, 29, 46, 54, 68, 78–80, 100, 101]

Table 6. Development languages of projects with corresponding studies.

Language	Studies
Java (24)	[17, 23, 24, 28, 34, 36, 41, 42, 49, 52, 68–70, 74, 78, 87, 89, 91–93, 95, 96, 98, 102]
C/C++ (23)	[2, 5, 9, 13, 14, 29, 30, 33, 39, 44–46, 54, 60, 71, 72, 84, 96, 97, 100, 101, 104, 107]
PHP (2)	[53, 66]
JavaScript (1)	[80]
Solidity (1)	[79]

The synthetic source refers that the warning dataset is collected from the artificially designed projects, including Juliet<sup>7</sup> and OWASP<sup>8</sup>. Juliet and OWASP focus on C/C++ and Java projects respectively. As shown in Fig. 4a, 7 studies use the warning datasets from the synthetic source. Of these, 5 studies (i.e., [2, 5, 13, 41, 68]) fall into the classification approach and 2 studies (i.e., [71, 72]) fall into the ranking approach. In comparison to the warning dataset in the real-world source, the warning dataset in the synthetic source can easily remain balanced and cover warnings with uncommon categories while not depicting the realistic warning distribution.

As shown in Fig. 4a, 2 studies [42, 96] separately perform the warning classification on two warning datasets, where one warning dataset is from the synthetic source (i.e., OWASP) and the other warning dataset is from the real-world source. It indicates that the warning datasets in the 2 studies can inherit the strengths of real-world and synthetic sources.

**4.3.2 Warning dataset labeling.** The warning dataset labeling is to assign labels for warnings. In the primary studies, the warning labeling involves manual, automatic, and hybrid strategies.

**Manual strategy.** The manual strategy is to rely on the domain knowledge of developers to label warnings. As shown in Fig. 4b, the manual strategy involves 22 studies, where 12 [14, 29, 36, 46, 53, 54, 74, 80, 97, 100, 101, 104], 8 [9, 33, 39, 44, 45, 70, 102], and 2 [78, 98] studies fall into classification, ranking, and combination approaches respectively. The manual strategy can obtain a small number of valuable warnings. However, the manual strategy has intrinsic limitations. On the one hand, as illustrated in a study [25], it takes an experienced developer 5 minutes to inspect each warning on average. It indicates that the manual warning labeling strategy is very time-consuming. Consequently, it is difficult for the manual strategy to quickly gather massive warnings. On the other hand, developers have different levels of experience [19]. Given the same warning inspected by different developers, the label of this warning may be inconsistent. That is, it is error-prone that a warning is manually inspected by only a developer [34].

**Automatic strategy.** The automatic strategy performs the warning labeling without any manual intervention. Fig. 4b presents that most studies (20) adopt the automatic strategy for warning labeling. Of these, 13 [2, 5, 13, 17, 24, 28, 41, 68, 87, 89, 92, 93, 107], 6 [49, 52, 69, 71, 72, 79], and 1 [23] studies fall into classification, ranking, and combination approaches respectively. Based on different core techniques, the automatic strategy can be further refined into four sub-categories.

First, the warning labels are assigned by judging whether a warning hits the defect-inducing source code. This sub-category is the most commonly used to label warnings in the synthetic source [2, 5, 13, 41, 68, 71, 72], because the source code in the synthetic warning dataset has the oracle. That is, if a warning reported by the SCA hits the defect-inducing source code, this warning is labeled to be actionable. Otherwise, this warning is labeled to be unactionable. In particular, Liang et al. [49] use this sub-category to label warnings in the real-world source. However, there is no well-prepared defect-inducing source code in the real-world source. To address this problem, Liang et al. increase a preliminary step. Specifically, it is observed that SCAs tend to detect generic defects rather than project-specific defects. Based on such an observation, the file modification times are used to select generic defect-inducing revisions. Subsequently, the diff-based algorithm [32] is used to identify the defect-inducing source code from these generic revisions. It is noted that different studies have different granularities (i.e., statement, method, or file levels) when determining whether a warning hits a defect-inducing source code. For example, Alikhashashneh et al. [2] perform the warning labeling at the method level. That is, a warning is determined to be actionable once this warning falls into the method containing the defect-inducing source code. More strictly, in the work of Liang et al. [49], a warning is considered to be actionable only if (1) the source code lines of this

<sup>7</sup><https://samate.nist.gov/SARD/test-suites/112>

<sup>8</sup><https://owasp.org/www-project-benchmark/>

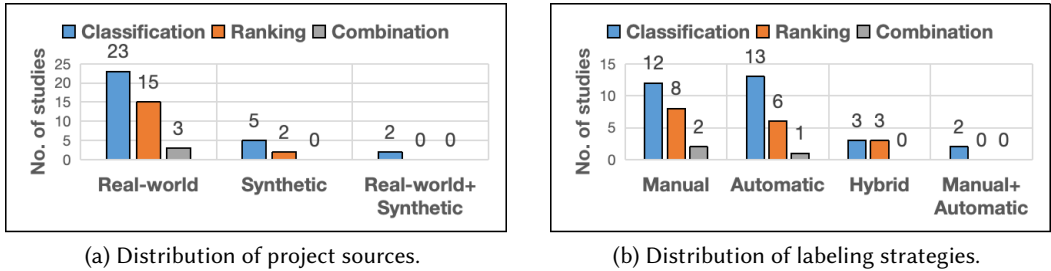


Fig. 4. Distribution of the warning dataset preparation under three categories of ML-based AWI approaches.

warning hit at least one defect-inducing source code line and (2) this warning in the current revision disappears in a later revision. In general, the granularity from the file level to the statement level becomes more fine-grained, and the obtained warning labels accordingly become more reliable.

Second, the warning labels are obtained by the closed warning-based heuristics. This sub-category involves 10 studies [17, 23, 24, 28, 69, 87, 89, 92, 93, 107]. Inspired by the fact that developers are constantly fixing defects in the program, such a heuristics is to give warning labels by performing the warning matching among revisions [87]. Specifically, to judge whether two given warnings are identical in different revisions, the warning matching is performed by comparing the warning characteristics (e.g., category and location). After that, there are three cases: (1) if a warning in the current revision disappears in any later revision, this warning is considered to be fixed by developers and is labeled to be actionable; (2) if this warning in the current revision is present until the last revision, this warning is considered to be ignored by developers and is labeled to be unactionable; and (3) if the class/method, where this warning is in the current revision, is deleted in a certain later revision, this warning is labeled to be unknown. However, the current warning matching is severely affected by the warning-irrelevant source code changes (e.g., the renaming phenomenon in the files/methods or the code refactoring), thereby making the heuristics producing many mislabeled warnings [48, 50, 99].

Third, the warning labels are obtained by the voting mechanism. Inspired by an observation that a defect is identified exclusively by a single SCA [11, 20], Tran et al. [79] perform the warning labeling based on the results reported by multiple SCAs. Specifically, if a warning is only reported by a SCA, this warning is labeled to be unactionable. If a warning is reported by at least two SCAs, this warning is labeled to be actionable. Despite increasing the probability that a warning is labeled to be actionable, this sub-category could bring mislabeled warnings. On the one hand, due to the similar or incorrect warning patterns adopted by SCAs, a warning that is simultaneously reported by multiple SCAs could be unactionable. On the other hand, due to the complementarity in techniques adopted by SCAs [52], a warning that is reported by only one SCA may be actionable. In addition, compared to the number of warnings reported by only one SCA, this sub-category could report more unactionable warnings because warnings are merged from multiple SCAs [6].

Fourth, the warning labels are obtained from the results of  $k$ -object-sensitive versions [52]. Specifically, Mangal et al. [52] focus on filtering false positives caused by context- and object-insensitivity. Thus, they adopt  $k$ -object-sensitive versions, a context- and object-sensitivity technique [55], to generate outputs as the warning oracles. By leveraging the technique complementarity among different SCAs, the warning oracles can be easily obtained. However, these oracles comprise approximations (e.g., flow-insensitivity) and thus do not produce the absolute ground truth.

**Hybrid strategy.** The hybrid strategy is to combine manual and automatic strategies to perform the warning labeling. As shown in Fig. 4b, the hybrid strategy involves 6 studies [34, 60, 66, 84, 91, 95], which fall evenly on classification and ranking approaches. Specifically, 2 studies [60, 84] manually inspect whether a method is vulnerable and automatically label warnings by judging whether warnings hit vulnerable methods. Yet, the obtained warning labels could be noisy because a vulnerability could be caused by the interprocedural method [60, 84]. Similarly, Pereira et al. [66] adopt the warning dataset in the work of Nunes et al. [63], which automatically extract the Proof-of-Concept vulnerabilities from CVE<sup>9</sup> and manually label warnings by comparing the source code lines of warnings and the vulnerable source code lines. However, the source code lines between warnings and vulnerabilities do not correspond perfectly, there could be mislabeled warnings [66]. In addition, to alleviate mislabeled warnings caused by the closed warning-based heuristics, Kang et al. [34] rely on the 2-pass manual inspection to further ensure the reliability of warning labels. Subsequently, the warning dataset collected by Kang et al. [34] is also adopted by other studies [91, 95]. The warning labels in Kang et al. [34] can be considered to be ground-truth. However, these ground-truth warnings only occupy a small part of warnings reported by the SCA because the 2-pass manual inspection resource is limited. In summary, the hybrid strategy can to some extent mitigate the weaknesses of manual and automatic strategies. However, it is still a tough task how to combine manual and automatic strategies to improve the warning label quality.

Fig. 4b shows that 2 studies [42, 96] separately use the manual and automatic strategies to label warnings. Different from the hybrid strategy that simultaneously uses manual and automatic strategies to label warnings on the same warning dataset, the 2 studies use manual and automatic strategies to label warnings on different warning datasets respectively. Specifically, the manual strategy is used to perform the warning labeling in the real-world source and the automatic strategy is used to perform the warning labeling in the synthetic source.

**Summary RQ2:** The warning dataset preparation stage in the ML-based AWI approaches contains warning dataset acquisition and labeling. In the warning dataset acquisition, it is observed that (1) FindBugs, the most commonly adopted SCA, is used as a research target in 30% of primary studies; (2) Java and C/C++ are the primarily focused development languages of projects; and (3) the warning dataset from the real-world source occupies 82% of primary studies. In the warning dataset labeling, the manual and automatic strategies are the most commonly adopted to label warnings, which cover 44% and 40% of primary studies respectively.

#### 4.4 RQ3: What constitutes the warning dataset preprocessing stage of ML-based AWI approaches?

The warning dataset preprocessing produces the core input for the ML-based AWI model. Based on the typical ML-based AWI workflow in Fig. 3, the warning dataset preparation mainly involves warning feature extraction, warning feature selection, and warning dataset rebalancing. To shed light on the warning dataset preprocessing stage of ML-based AWI approaches, we analyze the techniques used in the three parts, along with their strengths, weaknesses, and distribution.

**4.4.1 Warning feature extraction.** This section discusses the warning feature extraction from three perspectives, including the warning feature extraction source, warning feature extraction way, and warning feature category.

**Warning feature extraction source.** Inspired by the work of Wang et al. [85], the warning feature extraction in the primary studies can be divided into external, internal, and hybrid sources.

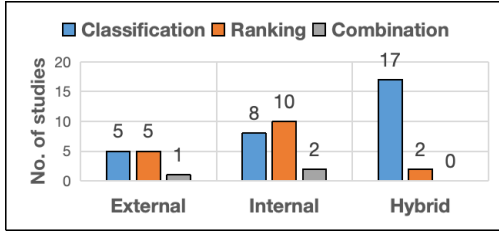
<sup>9</sup><https://cve.mitre.org/>

The external source is to extract warning features from the SCA report or developer feedback. Fig. 5a shows that the external source involves 11 studies, where 5 [5, 80, 100, 101, 107], 5 [44, 45, 66, 71, 72], and 1 [78] studies involve classification, ranking, and combination approaches respectively. The warning reported by SCAs contains a series of warning characteristics (e.g., category, severity, and location). Many studies (e.g., [80]) extract the original warning characteristics from the SCA report as warning features. Also, some studies (e.g., [66, 101]) derive some new warning features (e.g., the number of warnings in a class/method) from the original warning characteristics. In addition, a few studies [87, 100] extract warning features from the developer feedback on warnings reported by the SCA. The warning features in the external source are obtained by only parsing the SCA report or the developer feedback. Thus, the warning features are generally easily extracted. However, due to being independent of the warning-related source code, the warning features in the external source only capture the shallow warning information and fail to reveal the root cause of the warning.

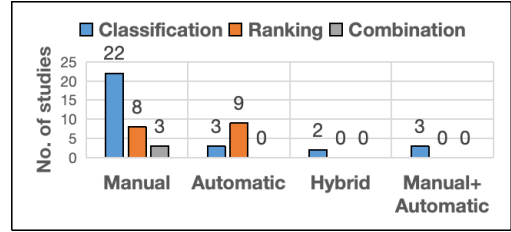
The internal source is to extract warning features from the source code containing the warning. Fig. 5a shows that the internal source occupies 40% (20/50) of primary studies, where 8 [2, 29, 41, 46, 53, 54, 68, 97], 10 [9, 30, 33, 39, 52, 60, 70, 79, 84, 102], and 2 [23, 98] studies fall into classification, ranking, and combination approaches respectively. Given a warning reported by the SCA, the warning location (i.e., the class and method information containing this warning and warning line numbers) are generally displayed. Based on the warning location, the source code related to the class, method, and warning line numbers can be obtained. Besides, by using program analysis techniques (e.g., the program slicing [88]), the source code that traces the path leading to the warning is available. Moreover, based on the software evolution history, the warning-related software change history can be recorded in terms of class, method, and warning lines. For example, Lee et al. [46] extract features from the source code surrounding warning line numbers. Some studies [60, 84] rely on the abstract syntax tree with control flow construction technique to extract features from the source code containing the warning. Compared to warning features in the external source, the warning features in the internal source could capture deeper information. However, there are some limitations in the internal warning feature extraction source. On the one hand, the warning features in the internal source are more difficult to extract than those of the external source. On the other hand, the source code indeed contains rich textual and structural information of the warning, but not all of the source code in the project is related to the warning. As such, to capture the comprehensive warning information while eliminating the warning-irrelevant information, it is a tough task how to appropriately extract warning features from the internal source.

The hybrid source is to extract warning features from both external and internal sources. Fig. 5a presents that there are 19 studies in the hybrid source, where 17 [13, 14, 17, 24, 28, 34, 36, 42, 74, 87, 89, 91–93, 95, 96, 104] and 2 [49, 69] studies belong to classification and ranking approaches respectively. For example, Hegedűs et al. [28] combine the warning category extracted from the SCA report and the source code related to the surrounding warning line numbers as warning features. Wang et al. [87] extract eight categories of warning features (e.g., warning characteristics and software change history) from the SCA report and source code containing the warning. The hybrid source can represent warnings comprehensively due to combining warning features in both external and internal sources. However, the existing studies directly concatenate warning features from external and internal sources together. Actually, there is the redundancy in the warning features between external and internal sources [91], which severely hinders the ML-based AWI performance. As such, it is further investigated how to reasonably combine warning features from external and internal sources.

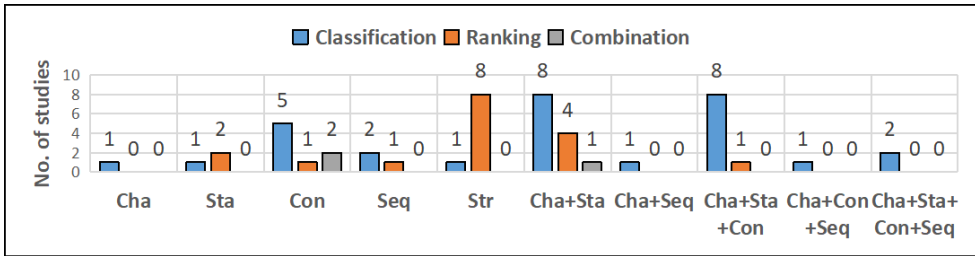
**Warning feature extraction way.** Based on whether there is manual intervention [75], the warning feature extraction involves manual, automatic, and hybrid ways.



(a) Distribution of warning feature extraction sources.



(b) Distribution of warning feature extraction ways.



(c) Distribution of warning feature categories. Cha, Sta, Con, Seq, and Str represent characteristic-based, statistical, content-based, sequential, structural categories respectively. Noted, studies that compare the performance differences of multiple warning feature categories are considered as the combined warning features (e.g., Cha+Sta).

Fig. 5. Distribution of the warning feature extraction under three categories of ML-based AWI approaches.

The manual way is to rely on the domain knowledge of experts for warning feature extraction. Fig. 5b shows that such a way involves the most studies, where 22 [2, 5, 13, 14, 17, 24, 29, 34, 53, 74, 80, 87, 89, 91–93, 95, 97, 100, 101, 104, 107], 8 [33, 44, 45, 49, 66, 69, 71, 72], and 3 [23, 78, 98] studies fall into classification, ranking, and hybrid approaches respectively. Based on the manual way, a small number of meaningful features can be obtained and be suitable for homogeneous warnings. For example, Zheng et al. [107] observe that the complex source code is more likely to have actionable warnings. Based on such an observation, they manually extract 25 features to represent the complexity of the source code containing the warning. However, it is a time-consuming process to extract warning features via the manual way. Besides, different experts could yield heterogeneous domain knowledge, thereby causing biased warning features. More fatally, the manually extracted warning features become obsolete over time, which makes it difficult to identify newly reported warnings due to the concept drift [16].

The automatic way is to leverage Deep Learning (DL) or datalog reasoning techniques for warning feature extraction. Fig. 5b describes that 12 studies fall into the automatic way, where 3 [41, 46, 68] and 9 [9, 30, 39, 52, 60, 70, 79, 84, 102] studies cover classification and ranking approaches respectively. Specifically, 6 studies [41, 46, 60, 68, 79, 84] represent warnings by using DL techniques (e.g., Word2Vec and Paragraph2Vec) to automatically encode the warning-related source code. The remaining 6 studies [9, 30, 39, 52, 70, 102] automatically extract datalog derivation graph via the def-use analysis [64] to represent warnings. The automatic way can rely on DL or datalog reasoning techniques to capture the deep warning information. However, such deep warning information is difficult to extract in a manual manner. Thus, compared to the warning features in the manual way, the warning features in the automatic way can handle more complex warnings. However,



the warning features in the automatic way, mainly extracted by DL techniques, could be sparse and high-dimension. Also, the high-quality warning features in the automatic way require a lot of computing power and massive historical warnings.

The hybrid way is to extract features by combining the manual and automatic ways. Fig. 5b signifies that 2 studies [28, 54] related to the warning classification approach use the hybrid way for warning feature extraction. Specifically, Hegedűs et al. [28] manually extract warning characteristics and automatically extract the source code surrounding the warning line numbers, thereby concatenating warning characteristics and source code as warning features. Meng et al. [54] first automatically construct the code property graph from the source code containing warnings and manually extract warning features from this code property graph. Compared to warning features in the manual way, the warning features in the hybrid way could be more robust for AWI due to extracting warning features via the automatic way. Compared to the warning features in the automatic way, the warning features in the hybrid way are required to be computationally more intensive due to adding the manual way to extract warning features.

Fig. 5b signifies that 3 studies [36, 42, 96] related to the warning classification separately extract warning features in manual and automatic ways. For example, Kharkar et al. [36] manually extract identifiers of null dereference and resource leak from the local and non-local warning-related source code. Simultaneously, they extract warning features by using the DL technique to automatically encode the local and non-local warning-related source code. Subsequently, they search for the optimal AWI performance by using warning features in the manual and automatic ways respectively.

**Warning feature category.** By analyzing the primary studies, the warning features can be classified into characteristic-based, statistical, content-based, sequential, and structural categories.

The characteristic-based category denotes the warning characteristics extracted from the external source, especially the SCA report. The warning features (e.g., category and severity) in the characteristic-based category are commonly used by the existing studies (e.g., [5, 28, 100]). It is noted that some SCAs (e.g., Infer) report warnings with associated source code. As such, the warning features (e.g., the source and sink identifiers) extracted from such the source code [36, 80] are also considered as the characteristic-based category. In addition, a few studies [87, 100] extract the developer idea, i.e., the developer feedback on warnings reported by the SCA, as the characteristic-based warning feature. As shown in Fig. 5c, the characteristic-based category involves a total of 27 studies, where one study [5] only uses warning features in the characteristic-based categories for AWI. The warning features in the characteristic-based category are easily extracted. However, the warning features are heavily duplicated. As such, these warning features could lack sufficiently discriminative capability when separately used for ML-based AWI.

The statistical category represents the warning statistics information from the SCA report or the source code containing warnings. The warning features from the SCA report (e.g., the number of warnings in the class/method) can denote the warning aggregation information [24, 87]. The warning features from the source code containing warnings (e.g., the depth and modification times of a method containing warnings) can denote the warning complexity and evolution information [49]. As shown in Fig. 5c, this statistical category involves 27 studies, where 3 studies [2, 44, 45] separately adopt warning features in the statistical category for AWI. The warning features in the statistical category unveil the hidden mathematical distribution of warnings. When there are sufficient history warnings, it is very instructive to identify newly reported warnings [26, 40, 77, 107]. However, the extraction process of warning features in the statistical category requires intensive computation power. Also, some warning features (e.g., the defect density of the warning category) in the statistical category are very sensitive to noise.

The content-based category signifies important identifiers in the source code containing warnings. The main process to extract warning features in the content-based category is shown as follows.

First, the source code containing warnings is obtained by establishing the abstract syntax tree [23, 96, 98, 104], code property graph [54], program dependency graph [42, 96], local/un-local context [36], or loops-related context [29]. Second, the important identifiers (e.g., identifiers related to loops and library calls [29]) are extracted from the obtained source code. In general, the first step is an automatic process and the second step is a manually designed process. In particular, 2 studies [42, 96] automatically extract warning features in the content-based category for AWI, i.e., applying the Bag-of-Word model [103] to automatically calculate the frequency or occurrence of each identifier in the source code containing warnings. Noted, the difference between the characteristic-based and content-based categories is that the former mainly focuses on the SCA report and the latter focuses on the source code containing warnings. Fig. 5c presents that 20 studies fall into the content-based category. Of these, 8 studies only adopt warning features in the content-based category for AWI, where 5 [29, 53, 54, 97, 104], 1 [33], and 2 [23, 98] are related to classification, ranking, and combination approaches respectively. The warning features in the content-based category can capture warnings with regular patterns due to searching for important identifiers from the source code containing warnings. However, the warning features in the content-based category heavily rely on domain knowledge and are labor-intensive.

The sequential category denotes the sequential information of the source code containing warnings. The warning features in the sequential category are extracted by two steps. First, the source code containing warnings is obtained by performing the program slicing [41, 42, 96] or extracting the source code surrounding the warning line numbers [28, 46, 79]. Second, such source code is considered as the natural language text and is encoded into vectors via DL techniques. Noted, the difference between the content-based and sequential categories is that the former aims to extract the important identifiers from the source code containing warnings and the latter aims to learn the sequential distribution of the natural language text from the source code containing warnings. Fig. 5c describes that there are 7 studies in the sequential category, where 3 studies [41, 46, 79] separately use warning features in the sequential category for AWI. The warning features in the sequential category can capture the sequential information of warnings while missing the structural information of warnings. Also, the warning features extracted by DL techniques are generally sparse and high-dimension. Moreover, it is difficult to interpret the role of these warning features in AWI due to the inherent limitations of DL in terms of explainability [8].

The structural category embodies the structural information of warnings by mainly extracting warning features from the abstract syntax tree, control flow, or data flow of warnings. Fig. 5c shows that 8 studies [9, 30, 39, 52, 60, 70, 84, 102] fall into the classification approach and 1 study [68] belongs to the ranking approach. Specifically, 3 studies [60, 68, 84] use DL techniques to automatically learn the structural distribution information from the program dependency graph and control flow-based abstract syntax tree of warnings. 6 studies [9, 30, 39, 52, 70, 102] automatically reason the root cause of warnings by using def-use analysis [64] to extract the datalog derivation graph. Noted, the difference between the sequential and structural categories is that the former considers the source code containing warnings as the natural language text and the latter considers the source code containing warnings as the tree/graph structure. As such, compared to the warning features in the sequential category, the warning features in the structural category can capture richer information with the warning syntax and semantics. However, as for some studies [60, 68, 84] that rely on DL techniques to extract warning features, the warning features in the structural category face the same limitation as that of the sequential category, i.e., difficult to explain [8]. As for the studies [9, 30, 39, 52, 70, 102] that adopt the datalog derivation graph for AWI, the warning features in the structural category suffer from the complicated extraction process.

As shown in Fig. 5c, some studies, combining multiple warning feature categories for AWI, occupy 52% (26/50) of primary studies. Specifically, 13 studies adopt warning features in the characteristics-based and statistical categories for AWI, where 8 [13, 14, 24, 74, 80, 100, 101, 107], 4 [49, 66, 71, 72], 1 [78] studies fall into classification, ranking, and combination approaches respectively. Only one study [28] adopts warning features in the characteristics-based and sequential categories to perform the warning classification. 12 studies [17, 34, 36, 42, 69, 87, 89, 91–93, 95, 96] consider three/four categories of warning features for AWI. In particular, 3 studies [36, 42, 96] compare the AWI performance differences among different warning feature categories.

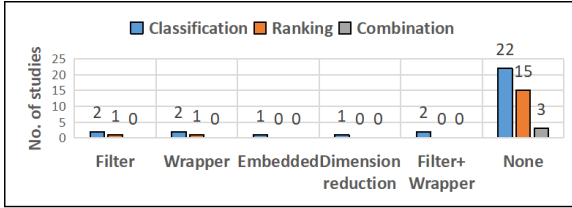
**4.4.2 Warning feature selection.** Feature selection is an important but optional process in the ML-based tasks [75]. By analyzing the primary studies, the warning feature selection can be classified into filter, wrapper, embedded, and dimension reduction techniques.

**Filter technique.** The filter technique selects the best warning features by calculating the feature importance or correlation based on a certain criterion. Further, based on whether warning labels are required, the warning feature selection can be classified into unsupervised and supervised ways [91]. As shown in Fig. 6a, 3 studies [2, 66, 91] attempt the filter technique for warning feature selection. For example, Pereira et al. [66] separately use two filter techniques (i.e., the correlation- and variance-based feature selection) for AWI, where the correlation-based feature selection is the supervised technique and the variance-based feature selection is the unsupervised technique. In particular, UNEASE [91], the first unsupervised warning feature selection technique for AWI, mainly performs the feature clustering and feature ranking to select a warning feature subset from the original warning feature set. The filter technique is computationally fast, simple to implement, and model-independent. However, the determination of the warning feature subset in the filter technique often requires manually setting thresholds. Also, due to being model-independent, the filter technique could ignore model biases and thereby result in low AWI performance.

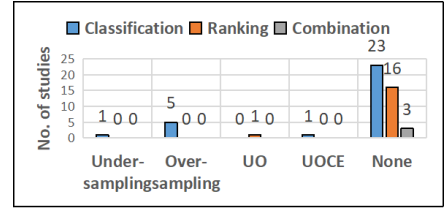
**Wrapper technique.** The wrapper technique selects the best warning features by training the ML-based AWI model. As shown in Fig. 6a, the wrapper technique involves 3 studies, where 2 [87, 97] and 1 [69] studies fall into classification and ranking approaches respectively. The determination of the warning feature subset in the wrapper technique depends on the specific ML model. Also, the wrapper technique can take dependencies among warning features into account. Thus, the obtained warning feature subset could achieve good AWI performance. However, compared to the filter technique, the wrapper technique is computationally intensive due to the requirement to train the AWI model multiple times.

**Embedded technique.** The embedded technique automatically performs the warning feature selection when constructing the ML-based AWI model. The embedded technique only involves one study [107], which is related to the classification approach. Specifically, Zheng et al. [107] calculate the warning feature importance based on the Random Forest. Once the RF model is well-constructed for AWI, the warning feature importance is obtained, i.e., the root node in RF is the most important warning feature. The embedded technique can select optimal features in parallel to training the ML-based AWI model. As such, the embedded technique mitigates the weaknesses of the filter and wrapper techniques. However, the embedded technique is model-specific and requires an understanding of the model details.

**Dimension reduction technique.** The dimension reduction technique maps the original warning feature space to a low-dimensional space via projection. The dimension reduction technique only contains one study [92], which leverages the fractal-based method [47] to convert the high-dimension warning features into a more compressed space without the principal information loss. Compared to the typical dimension reduction technique (i.e., principal component analysis), Yang et al. [92] consider that the fractal-based method is more appropriate for ML-based AWI due to (1)



(a) Distribution of warning feature selection techniques.



(b) Distribution of warning dataset rebalancing techniques.

Fig. 6. Distribution of the warning feature selection and warning dataset rebalancing techniques under three categories of ML-based AWI approaches. In Fig. 6b, “U”, “O”, “C”, and “E” are undersampling, oversampling, combined sampling, and ensemble sampling respectively.

better handling the increasingly sophisticated and non-linearly decomposable data and (2) no need for manually setting thresholds. Besides, the dimension reduction technique is computationally fast because of being model-independent and unsupervised. However, the determined features of the dimension reduction technique are difficult to interpret.

Fig. 6a shows that 20% (10/50) of primary studies adopt the warning feature selection techniques for AWI, where 2 studies [24, 100] separately use the filter and wrapper techniques to select warning features for AWI. However, the remaining studies (40) do not adopt any warning feature selection technique for AWI.

**4.4.3 Warning dataset rebalancing.** Class imbalance, the number of positive (i.e., actionable) samples is much fewer than that of negative (i.e., unactionable) samples, is a common phenomenon in the warning dataset used for the ML-based AWI model training [17]. To mitigate the above phenomenon, some primary studies adopt the warning dataset rebalancing for AWI. By analyzing these primary studies, the warning dataset rebalancing involves undersampling, oversampling, combined sampling, and ensemble sampling.

**Undersampling technique.** The undersampling technique mitigates the class imbalance by eliminating unactionable warnings from the original warning dataset. Fig. 6b describes that only one study [93] related to the classification approach adopts the aggressive undersampling to rebalance the warning dataset. Different from the random undersampling [17, 66], the aggressive undersampling throws away actionable warnings close to the decision boundary of the ML-based AWI model and aggressively accesses unactionable warnings until the ratio of actionable and unactionable warnings is balanced in the training set. The undersampling can easily and quickly obtain the balanced classes. However, the undersampling could miss potentially valuable information due to throwing away the majority of unactionable warnings.

**Oversampling technique.** The oversampling creates a superset of the original warning dataset by generating actionable warnings. As shown in Fig. 6b, 5 studies [2, 28, 53, 89, 95] use the oversampling to rebalance the warning dataset when performing the warning classification. The commonly used oversampling technique is Synthetic Minority Oversampling technique (SMOTE), which involves 4 studies [2, 53, 89, 95]. Similar to the undersampling, the oversampling can also easily and quickly rebalance the warning dataset. However, the oversampling increases the likelihood of overfitting in ML-based AWI [15].

**Combined sampling technique.** The combined sampling is constructed by combining oversampling and undersampling. Only a study [17] attempts two commonly used combined sampling techniques (i.e., EditNearestNeighbors and SMOTEENN) to perform the warning rebalancing for

AWI. The combined sampling can mitigate the weaknesses of undersampling and oversampling techniques. However, compared to the undersampling and oversampling, the combined sampling is more complex and time-consuming.

**Ensemble sampling technique.** The ensemble sampling solves the class imbalance by embedding the aforementioned sampling techniques into the ensemble learning models. The commonly used ensemble sampling is EasyEnsemble, RUSBoost, BalancedBagging, and BalancedRandomForest [17]. In general, the ensemble sampling can help achieve the high AWI performance. However, the ensemble sampling is model-dependent and requires an understanding of the model details.

As shown in Fig. 6b, 2 studies [17, 66] attempt different sampling techniques for the warning dataset rebalancing. Specifically, Pereira et al. [66] use the undersampling and oversampling to mitigate the class imbalance respectively, thereby performing the warning ranking. Ge et al. [66] systematically evaluate four categories of sampling techniques in ML-based AWI. Additionally, 42 studies do not adopt any warning dataset rebalancing technique in the ML-based AWI.

**Summary RQ3:** The warning dataset preprocessing stage in the ML-based AWI approaches contains warning feature extraction, warning feature selection, and warning dataset rebalancing. In the warning feature extraction, it is observed that (1) the main warning feature extraction sources are internal and hybrid ones; (2) the manual way is the prevalent warning feature extraction way, which occupies 66% of primary studies; (3) The most commonly used warning features fall into the characteristic-based and statistical categories. In particular, 52% of primary studies combine multiple categories of warning features for AWI. In the warning feature selection, there are only 18% of primary studies, where 8 studies involve filter and wrapper techniques. In the warning dataset rebalancing, only 16% of primary studies adopt the rebalancing techniques, where SMOTE is the majority.

#### 4.5 RQ4: What model construction techniques are used by ML-based AWI approaches?

The ML-based AWI model construction is the key step to provide the decision support for a newly reported warning. By following the typical ML-based AWI workflow in Fig. 3, we present the answer to this RQ by enlisting the techniques with associated strengths, weaknesses, and distribution used in the model category, learning category, AWI model structure, and AWI construction scenario.

*4.5.1 Model category and learning category in AWI.* The ML categories used for AWI can be divided into Traditional ML (TML), Deep Learning (DL), statistical inference, and pre-trained model.

**Traditional ML model.** All traditional ML models used for AWI belong to supervised learning. Specifically, Fig. 7a shows that 26 studies only use traditional ML models for AWI. Table 7 describes that DT and RF (21/50) are the most commonly used ML models, followed by NB and SVM (17/50).

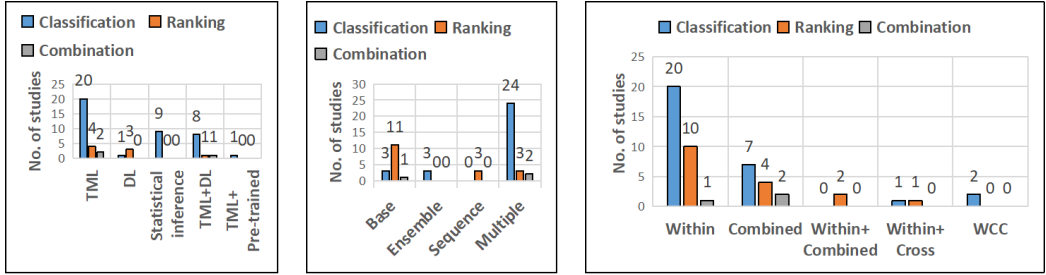
**DL model.** Table 7 shows 8 DL models used for AWI, where CNN occupies the largest proportion. In particular, these DL models are based on supervised learning. Fig. 7a shows that 4 studies only use the DL models for AWI, where 1 [46] and 3 [60, 79, 84] studies are related to classification and ranking approaches respectively.

**Statistical inference model.** Fig. 7a shows that the statistical inference model is adopted by 9 studies. Specifically, 6 studies [9, 30, 39, 44, 52, 70] convert the datalog derivation graph of warnings into a bayesian inference model and utilize the real-time feedback of developers to adjust this model for AWI. Unlike the 6 studies, Jung et al. [33] directly construct a bayesian inference model for AWI without any real-time adjustment. In addition, Kremenek et al. [45] rank warnings by applying z-test statistics to the number of historical warnings. Zhang et al. [102] rely on MLN to convert the datalog derivation graph of warnings into a warning prioritization model for AWI.

Table 7. Distribution of the model category. The full names of model abbreviations are shown as follows: Decision Tree (DT), Random Forest (RF), Naive Bayes (NB), Support Vector Machine (SVM), Logistical Regression (LR), K-Nearest Neighbor (KNN), Bayesian Network (BN), KStar (K\*), Ensemble (the customized model based on the idea of ensemble learning), Random Committee (RC), Random Tree (RT), Others (including PART, Ridor, Conjunctive Rule, ADTree, REPTree, LMT, LWL, IBK, and Decision Table), Convolutional Neural Network (CNN), Long Short-Term Memory (LSTM), MultiLayer Perceptron (MLP), Deep Neural Network (DNN), Bi-directional Gating Recurrent Unit (BiGRU), Gated Graph Neural Network (GGNN), Bi-directional Long Short-Term Memory (BiLSTM), Artificial Neural Network (ANN), and Markov Logic Network (MLN).

Model category	Model	Approaches			Studies
		Classi- fication	Ran- king	Combi- nation	
Traditional ML	DT(21)	15	4	2	[5, 17, 23, 24, 28, 42, 53, 66, 69, 71, 72, 78, 80, 87, 89, 91–93, 95, 96, 100]
	RF(21)	20	0	1	[2, 5, 13, 14, 17, 28, 42, 53, 68, 78, 87, 89, 91–93, 96, 97, 100, 101, 104, 107]
	NB(17)	14	1	2	[17, 23, 24, 28, 41, 42, 53, 54, 68, 69, 78, 80, 87, 91, 96, 97, 100]
	SVM(17)	14	1	2	[2, 17, 34, 42, 53, 54, 69, 78, 80, 87, 91–93, 95, 96, 98]
	LR(13)	12	1	0	[5, 13, 14, 17, 24, 36, 53, 69, 74, 87, 91, 95, 97]
	KNN(9)	7	2	0	[2, 17, 34, 49, 53, 54, 68, 69, 91]
	Boosting(9)	7	2	0	[13, 14, 17, 54, 71, 72, 87, 97, 107]
	BN(6)	5	0	1	[23, 24, 42, 53, 80, 96]
	K*(4)	4	0	0	[24, 42, 80, 96]
	OneR(3)	3	0	0	[42, 80, 96]
	ZeroR(3)	3	0	0	[42, 80, 96]
	Ensemble(3)	3	0	0	[101, 104, 107]
	RC(2)	2	0	0	[100, 101]
	LightGBM(2)	2	0	0	[13, 107]
	NDTree(1)	1	0	0	[80]
	Ripper(1)	1	0	0	[2]
DTNB(1)	1	0	0	[101]	
RT(1)	1	0	0	[53]	
Others(1)	1	0	0	[24]	
DL	CNN(6)	4	2	0	[46, 68, 79, 84, 92, 95]
	LSTM(4)	4	0	0	[41, 42, 68, 96]
	MLP(4)	3	0	1	[42, 53, 78, 96]
	DNN(2)	2	0	0	[28, 92]
	BiGRU(2)	0	1	0	[84]
	GGNN(2)	2	0	0	[42, 96]
	BiLSTM(2)	0	2	0	[60, 79]
	ANN(2)	1	1	0	[66, 95]
Statistical inference	Bayesian inference (7)	0	7	0	[9, 30, 33, 39, 44, 52, 70]
	Z-test(1)	0	1	0	[45]
	MLN(1)	0	1	0	[102]
Pre-trained model	CodeBERTa (1)	1	0	0	[36]
	GPT-C(1)	1	0	0	[36]

**Pre-trained model.** The pre-trained model is a neural network trained on large-scale corpora, which can then be customized for specific tasks [22]. Unlike the traditional ML and DL constructing a model from scratch, a pre-trained model can be used as a starting point. Fig. 7a shows that only one study [36] attempts the pre-trained model for AWI. Specifically, this study relies on historical



(a) Distribution of model categories.

(b) Distribution of AWI model structures.

(c) Distribution of AWI construction scenarios

Fig. 7. Distribution of model categories and AWI model structures under three categories of approaches. TML is the traditional ML. WCC is to separately adopt within, combined, cross projects for construction scenarios for AWI in the same study.

warnings to separately fine-tune two pre-trained models (i.e., an encoder-based transformer CodeBERTa and a generative transformer GPT-C) to classify warnings. It indicates that the pre-trained model used in the ML-based AWI is also based on supervised learning.

As shown in Fig. 7a, 11 studies attempt multiple model categories for AWI. Specifically, 10 studies separately attempt the traditional ML and DL for AWI, where 8 [28, 41, 42, 53, 68, 92, 95, 96], 1 [66], and 1 [78] studies fall into classification, ranking, and combination approaches respectively. An additional study [36] separately uses the traditional ML and pre-trained model for AWI.

**4.5.2 AWI model structure.** By analyzing the primary studies, the AWI model involves the base, ensemble, sequence, and multiple models-based structures.

**Base structure.** The base structure is to use a single ML model for AWI. Fig. 7b describes that 15 studies only rely on the base structure for AWI, where 3 [29, 46, 74], 11 [9, 30, 33, 39, 44, 45, 49, 52, 60, 70, 102], and 1 [98] studies fall into classification, ranking, and combination approaches respectively. The base structure is easy to implement and deals with massive warnings with high-dimensional features. However, the base structure could face with the overfitting problem.

**Ensemble structure.** The ensemble structure relies on bagging, boosting, or stacking to combine multiple ML models for AWI. Different from the off-the-shelf ensemble learning models (e.g., RF), the ensemble structure borrows the core idea of ensemble learning and independently designs a new classifier by combining multiple ML models. Fig. 7b shows that 3 studies [101, 104, 107] related to the classification approach adopt the ensemble structure for AWI. For example, D2A [107] applies a soft-voting strategy to combine the results of four ML models for AWI. Compared to the base structure, the ensemble structure can reduce the overfitting problem to some extent, obtain higher AWI performance, and be more stable and reliable. However, the ensemble structure is slower than the base structure when encountering massive warnings with high-dimensional features because each ML model in the ensemble structure needs to conduct an AWI task.

**Sequence structure.** The studies using the sequence structure divide a complex problem into sub-problems and sequentially solve each problem by using a proper ML model. Fig. 7b shows that 3 studies [71, 72, 84] related to the ranking approach use the sequence structure for AWI. For example, given the control flow-based abstract syntax tree and program slice of warnings as input, Vu et al. [84] use CNN to encode these features, then use BiGRU to further learn the distribution of results encoded by CNN, and finally use dense layers to prioritize warnings. The sequence structure

could identify more complex warnings while being slower than base and ensemble structures. Also, it requires further exploration about properly partitioning the AWI problem into sub-problems and selecting proper ML models for sequentially solving each sub-problem.

**Multiple models-based structure.** The multiple models-based structure uses different ML models for AWI each time, thereby helping search for the optimal AWI performance. Fig. 7b shows that the multiple models-based structure involves the most studies (29), where 24 [2, 5, 13, 14, 17, 24, 28, 34, 36, 41, 42, 53, 54, 68, 80, 87, 89, 91–93, 95–97, 100], 3 [66, 69, 79], and 2 [23, 78] studies are related to classification, ranking, and combination approaches respectively. The multiple models-based structure can help investigate the performance differences of different ML models for the AWI task. However, since the same task requires repeating multiple times, the multiple models-based structure is generally more time-consuming than the above three structures.

**4.5.3 AWI construction scenario.** By analyzing the primary studies, the AWI construction scenario can be summarized into three categories, including within, combined, and cross projects.

**Within project.** The within project refers that the warning dataset used for the model construction (i.e., the training set) and model evaluation (i.e., the test set) is from the same project. It indicates that the training and test sets have a similar distribution, thereby yielding superior AWI performance. However, the number of the training set is frequently insufficient. As shown in Fig. 7b, 62% (31/50) of primary studies only use the within project as the AWI construction scenario. Of these, 20 [2, 5, 13, 14, 17, 24, 34, 41, 54, 68, 74, 89, 91–93, 95, 100, 101, 104, 107], 10 [9, 30, 33, 45, 49, 52, 69, 71, 72, 102], and 1 [23] studies fall into the classification, ranking, and combination approaches respectively.

**Combined project.** The combined project merges warnings in multiple projects as a whole and partitions the merged warning dataset into the training and test sets. Fig. 7b shows that 13 studies separately adopt the combined project as the AWI construction scenario, where 7 [28, 29, 36, 46, 53, 80, 97], 4 [39, 66, 70, 79], 2 [78, 98] studies are related to classification, ranking, and combination approaches respectively. The difference between within and combined project-based construction scenarios is that the warning dataset in the former is from the same project and the warning dataset in the latter is merged from multiple projects. The combined project can alleviate the weakness of the within project to some extent while disrupting the original distribution of warning dataset in the within project.

**Cross project.** The cross project refers that the warning dataset used for the model construction (i.e., the training set) and model evaluation (i.e., the test set) is from different projects. It indicates that the training and test sets are heterogeneous. Only 2 studies [82, 87] separately adopt the cross project as the AWI construction scenario. The cross project can greatly mitigate the problem of warning dataset sparsity in the within project. However, due to the heterogeneous distribution in the training and test sets, it is more difficult to obtain the high AWI performance in the cross project than in the within project.

As shown in Fig. 7b, 6 studies attempt multiple categories of AWI construction scenarios. Specifically, 2 [60, 84], 2 [44, 87], and 2 [42, 96] studies adopt within and combined projects, within and cross projects, and WCC projects for AWI respectively.

**Summary RQ4:** The AWI model construction stage in the ML-based AWI approaches involves model category, learning category, AWI model structure, and AWI construction scenario. In the model and learning category, ML models used for AWI are based on supervised learning, where the traditional ML models occupy the majority. In the AWI model structure, multiple models-based structure is the most commonly used for AWI. In the AWI construction scenario, the within project is the most prevalent.



#### 4.6 RQ5: How are ML-based AWI approaches evaluated?

The evaluation of the ML-based AWI model is critical for the practical applicability of ML techniques in AWI. Based on the typical ML-based AWI workflow in Fig. 3, the AWI model evaluation mainly involves two parts, including validation strategy and performance measure. To present details in the AWI model evaluation stage, we analyze the used techniques with associated strengths, weaknesses, and distribution in the two parts.

*4.6.1 Validation strategy in AWI.* By analyzing primary studies, the validation strategy to evaluate ML-based AWI performance includes K-Fold, HoldOut, Leave P Out, and Rolling cross validation.

**K-Fold cross validation.** K-Fold cross validation divides the warning dataset into K equally-sized folds. The ML model is trained and tested K times, where a fold is used for the test set and the remaining K-1 folds are used for the training set each time. In general, K is set to 10 [17, 24, 69, 89] or 5 [36, 42, 60, 79, 84, 96]. Fig. 8a shows that 24 studies adopt K-Fold cross validation, where 15 [2, 5, 17, 24, 36, 42, 46, 53, 54, 89, 91, 96, 100, 101, 104], 7 [60, 66, 69, 71, 72, 79, 84], 2 [23, 78] studies involve classification, ranking, and combination approaches respectively. In K-Fold cross validation, the entire warning dataset is used as the training and test sets, which can mitigate the estimation bias [43]. However, K-Fold cross validation is unsuitable for the imbalanced warning dataset because the training set may only contain one class in the warning dataset.

**HoldOut cross validation.** HoldOut cross validation randomly divides the warning dataset into the training and sets. The common experimental settings in HoldOut cross validation are 70/30 [14, 74] or 80/20 [41, 74, 95]. Fig. 8a shows that 16 studies adopt HoldOut cross validation, where 10 [13, 14, 28, 41, 74, 80, 92, 95, 97, 107] and 6 [9, 33, 44, 52, 70, 102]) studies are related to classification and ranking approaches respectively. In comparison to K-Fold cross validation, HoldOut cross validation can help finish the AWI model evaluation faster. However, similar to K-Fold cross validation, HoldOut cross validation is unsuitable for the imbalanced warning dataset.

**Leave P Out cross validation.** In Leave P Out cross validation, P warnings are left as the test set and the remaining warnings are used as the training set. This process is repeated for all possible combinations of leaving out P samples from the warning dataset. Only one study [39] related to the warning classification adopts Leave P Out cross validation. Similar to K-Fold cross validation, the entire warning dataset in Leave P Out cross validation is used for the training and test sets, while Leave P Out cross validation is unsuitable for the imbalance warning dataset. In addition, compared to HoldOut cross validation, Leave P Out cross validation is more time-consuming when used for the AWI model evaluation.

**Rolling cross validation.** Rolling cross validation, aka time series-based cross validation, divides the warning dataset into the training and test sets in chronological order. For example, given two revisions in the same project, Wang et al. [34] build an AWI classifier in a prior revision and use a later revision to evaluate the performance of this classifier. Fig. 8a shows that 5 studies adopt the rolling cross validation, where 3 [34, 87, 93] and 2 [30, 49] studies fall into classification and ranking approaches respectively. Rolling cross validation can reflect the real-world validation scenario, while being incompatible with the above three strategies due to being time-sensitive.

As shown in Fig. 8a, one study [29] separately attempts K-Fold and HoldOut cross validation for AWI model evaluation. In addition, 3 studies [45, 68, 98] do not clearly mention the validation strategies for AWI model evaluation.

*4.6.2 Performance measure in AWI.* As shown in Fig. 8b, 46% (23/50) of primary studies use Recall, followed by Precision (40%) and Accuracy (32%). Precision@K (8) and  $FP_{avg}$  (4) are the most frequently used by the warning ranking approach. 9 studies use Cost to evaluate the efficiency of sub-parts in the warning classification approach, including the warning feature selection [91],

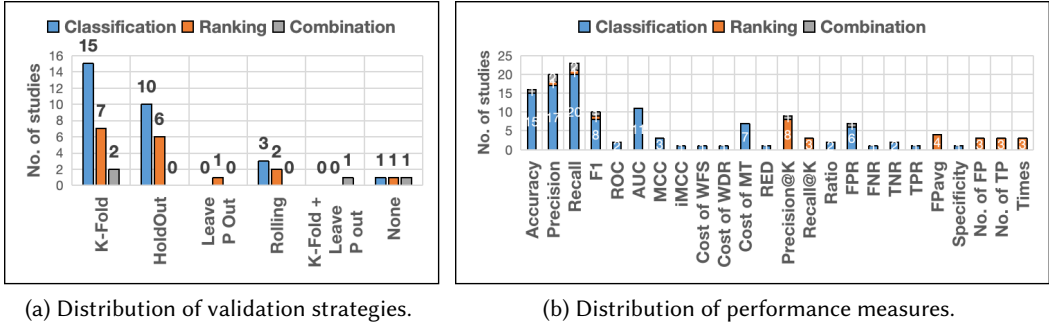


Fig. 8. Distribution of validation strategies and performance measures under the three categories of approaches. Noted, MCC is Matthews Correlation Coefficient. iMCC [17] is the MCC difference between two approaches. Cost for WFS, WDR, and MT denote the time of warning feature selection, warning dataset rebalancing, and model training respectively. RED [91] is the redundancy rate of warning features. Ratio [44, 72] is the performance ratio of the proposed ranking approach against the random ranking.  $FP_{avg}$  is the average cumulative number of unactionable warnings before actionable warnings are found [44, 69, 71, 72]. Times is the iterations for all discovered bugs in the ML-based AWI ranking approach.

warning dataset rebalancing [17], and model training [41, 42, 74, 87, 92, 93, 96]. In particular, one study [91] designs RED to evaluate the performance difference among warning feature selection techniques. One study [17] uses iMCC, derived from MCC, to evaluate the MCC difference between two ML-based AWI approaches. 2 studies [44, 72] adopt the ratio to evaluate the performance difference between the proposed ranking approach and random ranking.

**Summary RQ5:** The AWI model evaluation stage in the ML-based AWI approaches contains the validation strategy and performance measure. Specifically, K-Fold cross validation occupies the majority, followed by HoldOut and rolling cross validation. Recall, Precision, and Accuracy are the most commonly used performance measures in primary studies.

## 5 FUTURE RESEARCH DIRECTIONS

Based on the analysis results from primary studies, we highlight research directions for applying ML techniques in future AWI approaches from the perspective of data and model in the typical ML-based AWI workflow.

### 5.1 Research Directions in Data Improvement

#### (1) Collecting warning datasets with various SCAs and project development languages.

As shown in Section 4.3, most primary studies collect warning datasets from FindBugs and CppCheck as well as Java and C/C++ projects respectively. However, few studies focus on SCAs (e.g., the symbolic execution-based SCA Klocwork<sup>10</sup>) and project development languages (e.g., Python) for the warning dataset acquisition. Also, the results in Section 4.3 indicate that due to SCAs with various techniques and project development languages, the acquired warning dataset is vastly diverse. Such diversity can help evaluate the generalizability of the ML-based AWI approach [50, 99]. In addition, it is observed that the warning datasets in only 16 primary studies are traceable. Specifically, the most commonly used and available real-world warning dataset, collected from FindBugs and Java projects, has been adopted by 9 studies [17, 34, 69, 87, 89, 91–93, 95]. However,

<sup>10</sup><https://www.perforce.com/products/klocwork>

such a warning dataset contains mislabeled and duplicate warnings [34]. The warning datasets used in 2 studies [42, 96] can be available. However, the warning datasets contain many synthetic warnings and only a small part of real-world warnings. In particular, there are only about 400 real-world warnings used for AWI in the study [96]. The remaining studies [24, 52, 66, 70, 102] either only disclose the real-world projects rather than the warning dataset corresponding with these projects, or collect warning datasets from the synthetic project source. Thus, it is essential to collect the diverse and real-world warning dataset and encourage disclosure of the collected warning dataset for stimulating the ML-based AWI process.

**(2) Improving the labeling strategy to construct more reliable warning datasets.** It is summarized in Section 4.3 that the automatic and manual strategies are two main ways to label warnings. The automatic labeling strategy, especially the closed warning-based heuristics [34], is an important tactic to automatically construct a large-scale and real-world dataset. However, such a heuristics is extremely sensitive to the warning-irrelevant source code changes, thereby causing mislabeled warnings. Although some studies [48, 50, 99] are proposed to improve such a heuristics, there is still much improvement room for the warning labeling accuracy due to limitations of the warning-irrelevant source code discernment algorithm. It indicates that the current state-of-the-art heuristics is still not robust enough to label warnings. By contrast, solely performing the warning labeling via the manual strategy is not easy to scale and may be subject to the bias of an annotator [34]. Despite combining manual and automatic strategies for warning labeling in the primary studies, the current hybrid strategy mainly focuses on serialization (i.e., the manual and automatic strategies are used in sequential order to label warnings.) rather than collaboration (i.e., the manual and automatic strategies are used interactively to label warnings), which results in the inability to fully utilize the role of manual and automatic strategies in the warning labeling process. Thus, we believe that it could be a promising labeling strategy via the human-machine collaboration to construct a reliable warning dataset. That is, the heuristics can gather different information (e.g., the source code revision message and the developer activity) to enrich warnings, thereby helping simplify the manual labeling process for annotators. In turn, the manual annotation results could provide the domain knowledge for the complex warnings, thereby helping the heuristics make more precision warning labeling decisions.

**(3) Characterizing warnings with refined features for AWI.** The findings of Section 4.4 demonstrate that there are five categories of warning features used for AWI in the primary studies. A few studies [36, 42, 96] mention that the sequential warning features can achieve superior performance in comparison to the characteristic-based and statistical warning features. However, it is still unclear whether a certain category combination of warning features is more discriminative for AWI. Thus, it is necessary to conduct a comprehensive empirical evaluation on different categories of warning features and their combination, thereby seeking out refined warning features for AWI. Additionally, in comparison to the other four categories, the structural category is the closest to signifying root causes of warnings. In 9 studies related to the structural category, the warning features are mainly extracted by using program slicing [88] to obtain the program dependency graph of the warning or using the def-use analysis [64] to construct the datalog derivation graph of the warning. However, due to the limitations of program slicing and def-use analysis techniques [9, 64, 88], there is still the warning-irrelevant or imprecision information in the program dependency graph and datalog derivation graph. Thus, to obtain refined warning features, it is necessary to enhance warning feature extraction techniques of the structural category, thereby maintaining sufficiently structural information while eliminating the warning-irrelevant information.

**(4) Employing feature selection techniques to enhance the AWI performance.** Through the fractal-based method [47], Yang et al. [92] experimentally prove that the original warning features (including the characteristic-based, statistical, and content-based categories) [87] are

inherently low-dimension. Similarly, Ge et al. [91] observe that the original warning features [95] contain irrelevant and redundant features by using the principle component analysis. Also, the evaluation from 5 studies [2, 24, 87, 100, 107] explicitly reveals that the warning features processed by feature selection techniques are more discriminative for AWI. In particular, instead of using the off-the-shelf feature selection techniques [2, 24, 87, 100, 107], UNEASE[91] designs an unsupervised warning feature selection method for AWI, which can obtain the top-ranked AUC while maintaining low feature selection cost and feature redundancy rate. The above findings demonstrate that there could be irrelevance and redundancy in the original warning features, and the AWI performance can be further amplified after applying feature selection techniques to the original warning features. However, most primary studies directly adopt the original warning features for AWI, while only 10 studies adopt feature selection techniques for AWI. As such, researchers and practitioners should pay more attention to the role of feature selection techniques in AWI. Further, it could be useful to employ feature selection techniques for enhancing AWI performance.

**(5) Selecting elaborately class rebalancing techniques to improve the AWI performance.**

The warning dataset in the primary studies presents a prevailing phenomenon, i.e., class imbalance. Such a phenomenon limits the ML-based AWI performance [17, 107]. However, most primary studies (42) ignore the class imbalance when performing the ML-based AWI. Only 16% (8/50) of primary studies attempt the class rebalancing technique to mitigate the class imbalance, thereby performing the ML-based AWI. In particular, Ge et al. [17] specifically investigate whether the off-the-shelf class rebalancing techniques can consistently improve the ML-based AWI performance. The experimental results describe that most class rebalancing techniques can significantly improve ML-based AWI performance. Surprisingly, a small part of class rebalancing techniques (e.g., KMeans-SMOTE) do not work for AWI in the imbalanced warning datasets. As such, researchers and practitioners should be concerned about the impact of class imbalance on AWI performance and elaborately select the class rebalancing technique to further improve AWI performance.

## 5.2 Research Directions in Model Exploration

**(1) Attempting semi-supervised or unsupervised learning for AWI.** The ML paradigm mainly contains supervised, semi-supervised, and unsupervised learning. In the primary studies, ML-based AWI approaches consistently rely on supervised learning for AWI, which often requires a large number of labeled warnings to achieve high AWI performance. However, such massive and labeled warnings are often hard to gather quickly in practice. By contrast, semi-supervised learning can use a small portion of labeled samples and lots of unlabeled samples to train a predictive model, and unsupervised learning can identify patterns in the dataset that are unlabeled samples. As such, we suggest attempting semi-supervised or unsupervised learning for AWI, so as to help reduce the number of labeled warnings as much as possible while maintaining the goodish AWI performance.

**(2) Incorporating attention mechanism-based models into AWI.** Attention mechanism [61] is often used in the ML-based software defect/vulnerability detection due to focusing on the source code that is more likely to contain defect-/vulnerability-related patterns. Such ability to localize areas of interest can help explain the factors contributing to defects/vulnerabilities and effectively boost the performance of defects/vulnerability detection [105, 108]. Many ML-based AWI approaches (e.g., [41, 46]) aim to rely on ML techniques to mine sequential and structural patterns of actionable warnings from the warning-related source code, thereby helping developers quickly reveal true software defects reported by SCAs. It indicates that the basic idea of ML-based AWI is very similar to that of ML-based software detection/vulnerability detection. However, the current primary studies have not attempted the attention mechanism for ML-based AWI yet. Inspired by the superior ability of attention mechanism in the software defect/vulnerability detection [105, 108],

we suggest incorporating attention mechanism-based models into AWI, so as to further explore possibilities of AWI improvement in the ML-based AWI community.

**(3) Exploring AWI via large language models.** Large Language Models (LLMs) are proposed by pre-training transformer-based models over large-scale corpora, which exhibit tremendous potential in the natural language processing tasks (e.g., text classification) [51]. In the primary studies, some ML-based AWI approaches [28, 36, 41, 42, 46, 79, 96] rely on the feature representation ability of DL models in the natural language processing for AWI, i.e., taking the warning-related source code as an input text, leverage DL models to learn the distribution of the warning-related source code from historical warnings, and predict a result for such an input text. It indicates that AWI can be considered as a text classification task when taking the warning-related source code as the natural language text. However, only one study [36] attempts pre-trained models for AWI. Despite revealing higher AWI performance in pre-trained models compared to traditional ML and DL models, Kharkar et al. [36] only conduct a preliminary study for AWI on two obsolete pre-trained models (i.e., CodeBERTa and GPT-C). It indicates that the ability of current LLMs (e.g., ChatGPT3.5<sup>11</sup>) has not been fully investigated in the ML-based AWI community. As many state-of-the-art LLMs are proposed and released, an immediate direction is to conduct systematic experiments to understand merits and shortcomings of LLMs when performing the AWI, thereby exploring how to use LLMs for enhancing AWI.

**(4) Designing the customized AWI approaches for different categories of warnings.** Different categories of warnings have different characteristics. For example, warnings with cross-site scripting (XSS) generally contain URI schema, host name, or port number. Once a XSS vulnerability in a project is attacked, the privacy information of this project is leaked. By contrast, warnings with bad practices are related to the source code writing standards, which do not necessarily cause software defects. This indicates that a ML-based AWI approach used to identify one category of warnings could not perfectly fit the other category of warnings. However, most primary studies (72%) adopt a designed ML-based AWI approach to sweepingly identify all categories of warnings reported by SCAs. Although the remaining 14 primary studies [2, 13, 14, 29, 30, 36, 44, 46, 53, 60, 66, 70, 79, 84] design the corresponding ML-based AWI approaches to identify one or several specific warning categories (e.g., null point deference [70]), these studies ignore the exploration about the performance difference of the designed ML-based AWI approach on different categories of warnings. In future work, it is necessary to investigate the merits and shortcomings of different ML-based AWI approaches on different categories of warnings, thereby helping select a proper ML-based AWI approach for a given warning category. Further, it is strongly recommended to design the customized ML-based AWI approach for different categories of warnings reported by SCAs, thereby contrapuntally enhancing AWI performance.

**(5) Conducting the practical AWI model evaluation via rolling cross validation.** As shown in Section 4.6, the common strategy used for the ML-based AWI model evaluation is K-Fold and HoldOut cross validation, which occupy 80% of primary studies. The two validation strategies, especially for K-Fold cross validation, could make the sample distribution between the training and test sets consistent [18]. Conversely, in the real-world scenario, warnings in the training set should be historically anterior to that of the test set. It indicates that warnings in the test set may be similar to warnings in the training set, contain warnings that are unknown to the training set, or even be entirely different from warnings in the training set. Thus, the rolling cross validation, dividing the warning dataset into the training and test sets in chronological order, can exactly satisfy the ML-based AWI model evaluation requirement in the real-world scenario. However, only 5 primary studies [30, 34, 49, 87, 93] consider the rolling cross validation as the ML-based AWI

<sup>11</sup><https://chat.openai.com/>

validation strategy. It indicates that the performance of ML-based AWI approaches in most primary studies could be biased in the real-world scenario. Thus, we recommend adopting the rolling cross validation to conduct the practical AWI model evaluation, thereby helping obtain the ML-based AWI performance in the real-world scenario.

## 6 THREATS TO VALIDITY

**External.** The threat to external validity concerns whether the findings of our survey are generalizable beyond studies in the entire ML-based AWI population. Since all primary studies are collected from the entire ML-based AWI population, this threat is not applicable.

**Internal.** The threat to internal validity concerns whether the extracted data from primary studies is consistent and correct. To ensure data extraction consistency among primary studies, we formulate a unified data extraction form based on a pilot study. To ensure the data extraction correctness in each primary study, the extracted data is checked by two authors. Specifically, the first author of our survey extracts the data from all primary studies. The extracted data is assigned to be checked by the third author of our survey. If there is disagreement on the extracted data, the two authors discuss and reach an agreement. Thus, we believe that the above operations can mitigate the threat of internal validity.

**Construct.** The threat to construct validity concerns whether our collected primary studies are related to ML-based AWI or miss relevant ML-based AWI studies. To ensure the relevance and completeness of the collected primary studies, we first inherit and extend the search keywords from the latest AWI studies [57]. Besides, we design the selection criteria based on a pilot search and perform the selection of primary studies based on the 2-pass review. Moreover, we conduct the snowballing to help identify relevant studies that could be missed by the keywords-based search. Thus, we believe that this threat of construct validity can be mitigated in our survey.

## 7 CONCLUSION

In this paper, we conduct a comprehensive survey of ML-based AWI. We first perform a meticulous survey methodology to collect ML-based AWI studies in five digital libraries from 2000 to 2023, thereby obtaining 50 primary studies. After that, we describe a typical ML-based AWI workflow, including the warning dataset preparation, preprocessing, AWI model construction, and evaluation. By following such a workflow, we rely on the warning output format to classify ML-based AWI approaches into three categories, involving classification, ranking, and combination approaches. Besides, we analyze the techniques used in each stage of such a typical workflow by discussing their strengths and weaknesses as well as presenting their distribution under the three ML-based AWI approach categories. Finally, we rely on the analysis results to highlight practical research directions for the ML-based AWI community.

## ACKNOWLEDGEMENTS

The work is partly supported by the National Natural Science Foundation of China (61932012, 62141215, 62372228).

## REFERENCES

- [1] Jens Grabowski Alexander Trautsch, Steffen Herbold. 2020. A longitudinal study of static analysis warning evolution and the effects of pmd on software quality in Apache open source projects. *Empirical Software Engineering (EMSE)* 25 (2020), 5137–5192.
- [2] Enas A. Alikhashashneh, Rajeev R. Raje, and James H. Hill. 2018. Using machine learning techniques to classify and predict static code analysis tool warnings. In *Proceedings of the 15th IEEE/ACS International Conference on Computer Systems and Applications (AICCSA)*. IEEE, Aqaba, 1–8.

- [3] Esben Sparre Andreasen, Anders Møller, and Benjamin Barslev Nielsen. 2017. Systematic approaches for increasing soundness and precision of static analyzers. In *Proceedings of the 6th ACM SIGPLAN International Workshop on State of the Art in Program Analysis*. ACM, Barcelona, 31–36.
- [4] Deepika Badampudi, Claes Wohlin, and Kai Petersen. 2015. Experiences from using snowballing and database searches in systematic literature studies. In *Proceedings of the 19th International Conference on Evaluation and Assessment in Software Engineering (EASE)*. ACM, Nanjing, 1–10.
- [5] Maxwell Berman, Stephen Adams, Tim Sherburne, Cody Fleming, and Peter Beling. 2019. Active learning to improve static analysis. In *Proceedings of the 18th IEEE International Conference On Machine Learning And Applications (ICMLA)*. IEEE, Florida, 1322–1327.
- [6] Tim Buckers, Clinton Cao, Michiel Doesburg, Boning Gong, Sunwei Wang, Moritz Beller, and Andy Zaidman. 2017. UAV: warnings from multiple automated static analysis tools at a glance. In *Proceedings of the 24th International Conference on Software Analysis, Evolution and Reengineering (SANER)*. IEEE, Klagenfurt, 472–476.
- [7] David Budgen and Pearl Brereton. 2006. Performing systematic literature reviews in software engineering. In *Proceedings of the 28th International Conference on Software Engineering (ICSE)*. IEEE/ACM, Shanghai, 1051–1052.
- [8] Supriyo Chakraborty, Richard Tomsett, Ramya Raghavendra, Daniel Harborne, Moustafa Alzantot, Federico Cerutti, Mani Srivastava, Alun Preece, Simon Julier, Raghuvveer M Rao, et al. 2017. Interpretability of deep learning models: a survey of results. In *IEEE Smartworld, Ubiquitous Intelligence & Computing, Advanced & Trusted Computed, Scalable Computing & Communications, Cloud & Big Data Computing, Internet of People and Smart City Innovation (Smartworld/SCALCOM/UIC/ATC/CBDcom/IOP/SCI)*. IEEE, San Francisco, 1–6.
- [9] Tianyi Chen, Kihong Heo, and Mukund Raghothaman. 2021. Boosting static analysis accuracy with instrumented test executions. In *Proceedings of the 29th ACM Joint Meeting on European Software Engineering Conference and Symposium on the Foundations of Software Engineering (ESE/FSE)*. ACM, Singapore, 1154–1165.
- [10] Patrick Cousot and Radhia Cousot. 1977. Abstract interpretation: a unified lattice model for static analysis of programs by construction or approximation of fixpoints. In *Proceedings of the 4th ACM SIGACT-SIGPLAN Symposium on Principles of Programming Languages*. ACM, Los Angeles California, 238–252.
- [11] Thomas Durieux, João F. Ferreira, Rui Abreu, and Pedro Cruz. 2020. Empirical review of automated analysis tools on 47,587 ethereum smart contracts. In *Proceedings of the 42rd International Conference on Software Engineering (ICSE)*. IEEE/ACM, Seoul, 530–541.
- [12] Dawson Engler, Benjamin Chelf, Andy Chou, and Seth Hallem. 2000. Checking system rules using system-specific, programmer-written compiler extensions. In *Proceedings of the 4th Conference on Symposium on Operating System Design & Implementation - Volume 4*. ACM, San Diego, 1–16.
- [13] Lori Flynn, William Snavey, and Zachary Kurtz. 2021. Test suites as a source of training data for static analysis alert classifiers. In *Proceedings of the 2rd IEEE/ACM International Conference on Automation of Software Test (AST)*. ACM, Seoul, 100–108.
- [14] Lori Flynn, William Snavey, David Svoboda, Nathan VanHoudnos, Richard Qin, Jennifer Burns, David Zubrow, Robert Stoddard, and Guillermo Marce-Santurio. 2018. Prioritizing alerts from multiple static analysis tools, using classification models. In *Proceedings of the 1st International Workshop on Software Qualities and Their Dependencies (SQUADE)*. IEEE/ACM, Gothenburg, 13–20.
- [15] Mikel Galar, Alberto Fernandez, Edurne Barrenechea, Humberto Bustince, and Francisco Herrera. 2012. A review on ensembles for the class imbalance problem: bagging-, boosting-, and hybrid-based approaches. *IEEE Transactions on Systems, Man, and Cybernetics, Part C (Applications and Reviews)* 42, 4 (2012), 463–484.
- [16] João Gama, Indrè Žliobaitė, Albert Bifet, Mykola Pechenizkiy, and Abdelhamid Bouchachia. 2014. A survey on concept drift adaptation. *ACM Computing Surveys (CSUR)* 46, 4 (2014), 1–37.
- [17] Xiuting Ge, Chunrong Fang, Tongtong Bai, Jia Liu, and Zhihong Zhao. 2023. An empirical study of class rebalancing methods for actionable warning identification. *IEEE Transactions on Reliability (TR) (Early Access)* 72, 4 (2023), 1–15.
- [18] Xiuting Ge, Yifan Huang, Zhanwei Hui, Xiaojuan Wang, and Xu Cao. 2021. Impact of datasets on machine learning based methods in Android malware detection: an empirical study. In *Proceedings of the 21st International Conference on Software Quality, Reliability and Security (QRS)*. IEEE, Hainan, 81–92.
- [19] Xiuting Ge, Shengcheng Yu, Chunrong Fang, Qi Zhu, and Zhihong Zhao. 2023. Leveraging android automated testing to assist crowdsourced testing. *IEEE Transactions on Software Engineering (TSE)* 49, 4 (2023), 2318–2336.
- [20] Asem Ghaleb and Karthik Pattabiraman. 2020. How effective are smart contract analysis tools? evaluating smart contract static analysis tools using bug injection. In *Proceedings of the 29th ACM SIGSOFT International Symposium on Software Testing and Analysis (ISSTA)*. ACM, Virtual Event USA, 415–427.
- [21] Trisha Greenhalgh and Richard Peacock. 2005. Effectiveness and efficiency of search methods in systematic reviews of complex evidence: audit of primary sources. *Bmj* 331, 7524 (2005), 1064–1065.
- [22] Xu Han, Zhengyan Zhang, Ning Ding, Yuxian Gu, Xiao Liu, Yuqi Huo, Jiezhong Qiu, Yuan Yao, Ao Zhang, Liang Zhang, et al. 2021. Pre-trained models: Past, present and future. *AI Open* 2 (2021), 225–250.

- [23] Quinn Hanam, Lin Tan, Reid Holmes, and Patrick Lam. 2014. Finding patterns in static analysis alerts: improving actionable alert ranking. In *Proceedings of the 11th Working Conference on Mining Software Repositories (MSR)*. ACM, Hyderabad, 152–161.
- [24] Sarah Heckman and Laurie Williams. 2009. A model building process for identifying actionable static analysis alerts. In *Proceedings of the 2nd International Conference on Software Testing Verification and Validation (ICST)*. IEEE, Dublin, 161–170.
- [25] Sarah Heckman and Laurie Williams. 2011. A systematic literature review of actionable alert identification techniques for automated static code analysis. *Information and Software Technology (IST)* 53, 4 (2011), 363–387.
- [26] Sarah Smith Heckman. 2007. Adaptively ranking alerts generated from automated static analysis. *XRDS: Crossroads, The ACM Magazine for Students* 14, 1 (2007), 1–11.
- [27] Sarah Smith Heckman and Laurie Ann Williams. 2008. A measurement framework of alert characteristics for false positive mitigation models. *North Carolina State University, Depth of Computer Science* 1 (2008), 1–6.
- [28] Péter Hegedűs and Rudolf Ferenc. 2022. Static code analysis alarms filtering reloaded: a new real-world dataset and its ml-based utilization. *IEEE Access* 10 (2022), 55090–55101.
- [29] Kihong Heo, Hakjoo Oh, and Kwangkeun Yi. 2017. Machine-learning-guided selectively unsound static analysis. In *Proceedings of the 39th International Conference on Software Engineering (ICSE)*. IEEE/ACM, Buenos Aires, 519–529.
- [30] Kihong Heo, Mukund Raghthaman, Xujie Si, and Mayur Naik. 2019. Continuously reasoning about programs using differential bayesian inference. In *Proceedings of the 40th ACM SIGPLAN Conference on Programming Language Design and Implementation (PLDI)*. ACM, Copenhagen, 561–575.
- [31] Apirak Hoonlor, Boleslaw K Szymanski, and Mohammed J Zaki. 2013. Trends in computer science research. *Communications of the ACM* 56, 10 (2013), 74–83.
- [32] James W. Hunt and Thomas G. Szymanski. 1977. A fast algorithm for computing longest common subsequences. *Commun. ACM* 20, 5 (1977), 350–353.
- [33] Yungbum Jung, Jaehwang Kim, Jaeho Shin, and Kwangkeun Yi. 2005. Taming false alarms from a domain-unaware c analyzer by a bayesian statistical post analysis. In *Proceedings of the 12th International Conference on Static Analysis (SAS)*. ACM, Berlin, 203–217.
- [34] Hong Jin Kang, Khai Loong Aw, and David Lo. 2022. Detecting false alarms from automatic static analysis tools: how far are we?. In *Proceedings of the 44th IEEE/ACM International Conference on Software Engineering (ICSE)*. IEEE/ACM, Pittsburgh, 698–709.
- [35] Staffs Keele et al. 2007. Guidelines for performing systematic literature reviews in software engineering.
- [36] Anant Kharkar, Roshanak Zilouchian Moghaddam, Matthew Jin, Xiaoyu Liu, Xin Shi, Colin Clement, and Neel Sundaresan. 2022. Learning to reduce false positives in analytic bug Detectors. In *Proceedings of the 44th International Conference on Software Engineering (ICSE)*. IEEE/ACM, Pittsburgh, 1307–1316.
- [37] Jack Kiefer and Jacob Wolfowitz. 1959. Optimum designs in regression problems. *The annals of mathematical statistics* 30, 2 (1959), 271–294.
- [38] Gary A. Kildall. 1973. A unified approach to global program optimization. In *Proceedings of the 1st Annual ACM SIGACT-SIGPLAN Symposium on Principles of Programming Languages (POPL)*. ACM, Boston, 194–206.
- [39] Hyunsu Kim, Mukund Raghthaman, and Kihong Heo. 2022. Learning probabilistic models for static analysis alarms. In *Proceedings of the 44th International Conference on Software Engineering (ICSE)*. IEEE/ACM, Pittsburgh, 1282–1293.
- [40] Sunghun Kim and Michael D. Ernst. 2007. Which warnings should i fix first?. In *Proceedings of the 6th Joint Meeting of the European Software Engineering Conference and the ACM SIGSOFT Symposium on The Foundations of Software Engineering (ESEC/FSE)*. ACM, Dubrovnik, 45–54.
- [41] Ugur Koc, Parsa Saadatpanah, Jeffrey S. Foster, and Adam A. Porter. 2017. Learning a classifier for false positive rror reports emitted by static code analysis tools. In *Proceedings of the 1st ACM SIGPLAN International Workshop on Machine Learning and Programming Languages (MAPL)*. ACM, Barcelona, 35–42.
- [42] Ugur Koc, Shiyi Wei, Jeffrey S. Foster, Marine Carpuat, and Adam A. Porter. 2019. An empirical assessment of machine learning approaches for triaging reports of a java static analysis tool. In *Proceedings of the 12th IEEE Conference on Software Testing, Validation and Verification (ICST)*. IEEE, Xi'an, 288–99.
- [43] Ron Kohavi et al. 1995. A study of cross-validation and bootstrap for accuracy estimation and model selection. In *Proceedings of the 2nd of International Joint Conference on Artificial Intelligence*, Vol. 14. IEEE, Montreal, 1137–1145.
- [44] Ted Kremenek, Ken Ashcraft, Junfeng Yang, and Dawson Engler. 2004. Correlation exploitation in error ranking. In *Proceedings of the 12th ACM Joint Meeting on European Software Engineering Conference and Symposium on the Foundations of Software Engineering (ESEC/FSE)*. ACM, California, 83–93.
- [45] Ted Kremenek and Dawson Engler. 2003. Z-Ranking: using statistical analysis to counter the impact of static analysis approximations. In *Proceedings of the 10th International Conference on Static Analysis (SAS)*. ACM, California, 295–315.
- [46] Seongmin Lee, Shin Hong, Jungbae Yi, Taeksu Kim, Chul-Joo Kim, and Shin Yoo. 2019. Classifying false positive static checker alarms in continuous integration using convolutional neural networks. In *Proceedings of the 12th IEEE*



- Conference on Software Testing, Validation and Verification (ICST)*. IEEE, Xi'an, 391–401.
- [47] Elizaveta Levina and Peter Bickel. 2004. Maximum likelihood estimation of intrinsic dimension. *Advances in Neural Information Processing Systems* 17 (2004), 1–8.
- [48] Junjie Li. 2021. A better approach to track the evolution of static code warnings. In *Proceedings of the 43rd International Conference on Software Engineering: Companion Proceedings (ICSE-Companion)*. IEEE/ACM, Madrid, 135–137.
- [49] Guangtai Liang, Ling Wu, Qian Wu, Qianxiang Wang, Tao Xie, and Hong Mei. 2010. Automatic construction of an effective training set for prioritizing static analysis warnings. In *Proceedings of the 25th International Conference on Automated Software Engineering (ASE)*. IEEE/ACM, Antwerp, 93–102.
- [50] Kui Liu, Dongsun Kim, Tegawendé F. Bissyandé, Shin Yoo, and Yves Le Traon. 2021. Mining fix patterns for findBugs violations. *IEEE Transactions on Software Engineering (TSE)* 47, 1 (2021), 165–188.
- [51] Pengfei Liu, Weizhe Yuan, Jinlan Fu, Zhengbao Jiang, Hiroaki Hayashi, and Graham Neubig. 2023. Pre-train, prompt, and predict: a systematic survey of prompting methods in natural language processing. *ACM Computing Surveys (CSUR)* 55, 9 (2023), 1–35.
- [52] Ravi Mangal, Xin Zhang, Aditya V. Nori, and Mayur Naik. 2015. A user-guided approach to program analysis. In *Proceedings of the 10th Joint Meeting on European Software Engineering Conference and Symposium on the Foundations of Software Engineering (ESEC/FSE)*. ACM, Bergamo, 462–473.
- [53] Ibéria Medeiros, Nuno F. Neves, and Miguel Correia. 2014. Automatic detection and correction of web application vulnerabilities using data mining to predict false positives. In *Proceedings of the 23rd International Conference on World Wide Web (WWW)*. ACM, Seoul, 63–74.
- [54] Qingkun Meng, Chao Feng, Bin Zhang, Chaojing Tang, et al. 2017. Assisting in auditing of buffer overflow vulnerabilities via machine learning. *Mathematical Problems in Engineering* 2017 (2017), 1–14.
- [55] Ana Milanova, Atanas Rountev, and Barbara G. Ryder. 2005. Parameterized object sensitivity for points-to analysis for java. *ACM Transaction Software Engineering Methodology (TOSEM)* 14, 1 (jan 2005), 1–41.
- [56] Tukaram Muske and Alexander Serebrenik. 2016. Survey of approaches for handling static analysis alarms. In *Proceedings of the 16th International Working Conference on Source Code Analysis and Manipulation (SCAM)*. IEEE, North Carolina, 157–166.
- [57] Tukaram Muske and Alexander Serebrenik. 2022. Survey of approaches for postprocessing of static analysis alarms. *ACM Computing Survey (CSUR)* 55, 3, Article 48 (feb 2022), 39 pages.
- [58] Tukaram Muske, Rohith Talluri, and Alexander Serebrenik. 2018. Repositioning of static analysis alarms. In *Proceedings of the 27th ACM SIGSOFT International Symposium on Software Testing and Analysis (ISSTA)*. ACM, Amsterdam, 187–197.
- [59] Tukaram B Muske, Ankit Baid, and Tushar Sanas. 2013. Review efforts reduction by partitioning of static analysis warnings. In *Proceedings of the 13th International Working Conference on Source Code Analysis and Manipulation (SCAM)*. ACM, Eindhoven, 106–115.
- [60] Kien-Tuan Ngo, Dinh-Truong Do, Thu-Trang Nguyen, and Hieu Dinh Vo. 2021. Ranking warnings of static analysis tools using representation learning. In *Proceedings of the 28th Asia-Pacific Software Engineering Conference (APSEC)*. Taipei, IEEE, 327–337.
- [61] Zhaoyang Niu, Guoqiang Zhong, and Hui Yu. 2021. A review on the attention mechanism of deep learning. *Neurocomputing* 452 (2021), 48–62.
- [62] Paulo Nunes, Ibéria Medeiros, José Fonseca, Nuno Neves, Miguel Correia, and Marco Vieira. 2017. On combining diverse static analysis tools for web security: an empirical study. In *Proceedings of 13th European Dependable Computing Conference (EDCC)*. ACM, Pisa, 121–128.
- [63] Paulo Nunes, Ibéria Medeiros, José C. Fonseca, Nuno Neves, Miguel Correia, and Marco Vieira. 2018. Benchmarking static analysis tools for web security. *IEEE Transactions on Reliability (TR)* 67, 3 (2018), 1159–1175.
- [64] Hemant D. Pande, William A Landi, and Barbara G. Ryder. 1994. Interprocedural def-use associations for c systems with single level pointers. *IEEE Transactions on Software Engineering (TSE)* 20, 5 (1994), 385–403.
- [65] Sebastiano Panichella, Venera Arnaoudova, Massimiliano Di Penta, and Giuliano Antoniol. 2015. Would static analysis tools help developers with code reviews?. In *Proceeding of the 22nd IEEE International Conference on Software Analysis, Evolution, and Reengineering (SANER)*. IEEE, Montreal, 161–170.
- [66] Jose D’Abruzzo Pereira, João R. Campos, and Marco Vieira. 2019. An exploratory study on machine learning to combine security vulnerability alerts from static analysis tools. In *Proceedings of the 9th Latin-American Symposium on Dependable Computing (LADC)*. IEEE, Fortaleza, 1–10.
- [67] José D’Abruzzo Pereira, João R Campos, and Marco Vieira. 2021. Machine learning to combine static analysis alerts with software metrics to detect security vulnerabilities: An empirical study. In *Proceedings of the 2021 17th European Dependable Computing Conference (EDCC)*. ACM, Pisa, 1–8.
- [68] Meiyuan Qian, Jun Luo, Yu Ge, Chen Sun, Xiuting Ge, and Wanmin Huang. 2021. Semantic-based false alarm detection approach via machine learning. In *2021 IEEE 21st International Conference on Software Quality, Reliability and Security*

- Companion (QRS-C)*. IEEE, Guangzhou, 60–66.
- [69] Mingshuang Qing, Xiang Feng, Jun Luo, Wanmin Huang, Jingui Zhang, Ping Wang, Yong Fan, Xiuting Ge, and Ya Pan. 2021. A machine learning-based static analysis warning prioritization. In *Proceedings of the 21st International Conference on Software Quality, Reliability and Security Companion (QRS-C)*. IEEE, Guangzhou, 685–690.
- [70] Mukund Raghathan, Sulekha Kulkarni, Kihong Heo, and Mayur Naik. 2018. User-guided program reasoning using bayesian inference. In *Proceedings of the 39th ACM SIGPLAN Conference on Programming Language Design and Implementation (PLDI)*. ACM, Pennsylvania, 722–735.
- [71] Athos Ribeiro, Paulo Meirelles, Nelson Lago, and Fabio Kon. 2018. Ranking source code static analysis warnings for continuous monitoring of floss repositories. In *Open Source Systems: Enterprise Software and Solutions*. Springer, Athens, 90–101.
- [72] Athos Ribeiro, Paulo Meirelles, Nelson Lago, and Fabio Kon. 2019. Ranking warnings from multiple source code static analyzers via ensemble learning. In *Proceedings of the 15th International Symposium on Open Collaboration (OpenSym)*. ACM, Skövde, 10 pages.
- [73] Henry Gordon Rice. 1953. Classes of recursively enumerable sets and their decision problems. *Journal of Symbolic Logic* 74, 2 (1953), 358–366.
- [74] Joseph R. Ruthruff, John Penix, J. David Morgenthaler, Sebastian Elbaum, and Gregg Rothermel. 2008. Predicting accurate and actionable static analysis warnings: an experimental approach. In *Proceedings of the 30th International Conference on Software Engineering (ICSE)*. IEEE/ACM, Leipzig, 341–350.
- [75] Bushra Sabir, Faheem Ullah, M. Ali Babar, and Raj Gaire. 2021. Machine learning for detecting data exfiltration: a review. *ACM Computing Survey (CSUR)* 54, 3, Article 50 (2021), 47 pages.
- [76] Lwin Khin Shar and Hee Beng Kuan Tan. 2012. Mining input sanitization patterns for predicting sql injection and cross site scripting vulnerabilities. In *Proceedings of the 34th International Conference on Software Engineering (ICSE)*. IEEE/ACM, Zurich, 1293–1296.
- [77] Haihao Shen, Jianhong Fang, and Jianjun Zhao. 2011. EFindBugs: effective error ranking for findBugs. In *Proceedings of the 4th IEEE International Conference on Software Testing, Verification and Validation (ICST)*. IEEE, Valencia, 299–308.
- [78] Miltiadis Siavvas, Ilias Kalouptoglou, Dimitrios Tsoukalas, and Dionysios Kehagias. 2021. A self-adaptive approach for assessing the criticality of security-related static analysis alerts. In *Proceedings of the 21st Computational Science and Its Applications (ICCSA)*. Springer, Cagliari, 289–305.
- [79] Kien T. Tran and Hieu Dinh Vo. 2022. SCAR: smart contract alarm ranking. In *Proceedings of the 29th Asia-Pacific Software Engineering Conference (APSEC)*. ACM, Japan, 447–451.
- [80] Omer Tripp, Salvatore Guarnieri, Marco Pistoia, and Aleksandr Aravkin. 2014. ALETHEIA: improving the usability of static security analysis. In *Proceedings of the 22rd ACM SIGSAC Conference on Computer and Communications Security (CCS)*. ACM, Denver Colorado, 762–774.
- [81] Yuki Ueda, Takashi Ishio, and Kenichi Matsumoto. 2021. Automatically customizing static analysis tools to coding rules really followed by developers. In *Proceedings of the 28th IEEE International Conference on Software Analysis, Evolution and Reengineering (SANER)*. IEEE, Honolulu, 541–545.
- [82] Akshay Utture, Shuyang Liu, Christian Gram Kalhauge, and Jens Palsberg. 2022. Striking a balance: pruning false-positives from static call graphs. In *Proceedings of the 44th International Conference on Software Engineering (ICSE)*. IEEE/ACM, Pittsburgh, 2043–2055.
- [83] John Viega, J. T. Bloch, Tadayoshi Kohno, and Gary McGraw. 2002. Token-based scanning of source code for security problems. *ACM Transactions on Information and System Security* 5, 3 (2002), 238–261.
- [84] Thanh Trong Vu and Hieu Dinh Vo. 2022. Using multiple code representations to prioritize static analysis warnings. In *Proceedings of the 14th International Conference on Knowledge and Systems Engineering (KSE)*. IEEE, Nha Tran, 1–6.
- [85] Han Wang, Min Zhou, Xi Cheng, Guang Chen, Ming Gu, Lei Bu, and Yingfei Xiong. 2018. Which defect should be fixed first? semantic prioritization of static analysis report. In *Software Analysis, Testing, and Evolution (SATE)*. Springer, 3–19.
- [86] Junjie Wang, Yuchao Huang, Song Wang, and Qing Wang. 2022. Find bugs in static bug finders. In *Proceedings of the 30th International Conference on Program Comprehension (ICPC)*. IEEE/ACM, Virtual Event, 516–527.
- [87] Junjie Wang, Song Wang, and Qing Wang. 2018. Is there a "golden" feature set for static warning identification? an experimental evaluation. In *Proceedings of the 12th ACM/IEEE International Symposium on Empirical Software Engineering and Measurement (ESEM)*. ACM, Oulu, Article 17, 10 pages.
- [88] Mark Weiser. 1984. Program slicing. *IEEE Transactions on Software Engineering (TSE)* 4 (1984), 352–357.
- [89] Yu Yu Win and Naw Lay Wah. 2023. Actionable static analysis code warnings identification with smote-based classification. In *Proceedings of the 21st IEEE Conference on Computer Applications (ICCA)*. IEEE, Yango, 44–49.
- [90] Claes Wohlin. 2014. Guidelines for snowballing in systematic literature studies and a replication in software engineering. In *Proceedings of the 18th International Conference on Evaluation and Assessment in Software Engineering (EASE)*. ACM, Copenhagen, 1–10.

- [91] Ge Xiuting, Fang Chunrong, Liu Jia, Qing Mingshuang, Li Xuanye, and Zhao Zhihong. 2023. An unsupervised feature selection approach for actionable warning identification. *Expert Systems with Applications* 227 (2023), 120152.
- [92] Xueqi Yang, Jianfeng Chen, Rahul Yedida, Zhe Yu, and Tim Menzies. 2021. Learning to recognize actionable static code warnings (is intrinsically easy). *Empirical Software Engineering (EMSE)* 26 (2021), 1–24.
- [93] Xueqi Yang, Zhe Yu, Junjie Wang, and Tim Menzies. 2021. Understanding static code warnings: an incremental ai approach. *Expert Systems with Applications* 167 (2021), 114134.
- [94] Zhao Hong Yang, Yun Zhan Gong, Qing Xiao, and Ya Wen Wang. 2008. DTS - a software defects testing system. In *Proceedings of the 8th IEEE International Working Conference on Source Code Analysis and Manipulation (SCAM)*. IEEE, Limassol, 269–270.
- [95] Rahul Yedida, Hong Jin Kang, Huy Tu, Xueqi Yang, David Lo, and Tim Menzies. 2023. How to find actionable static analysis warnings: a case study with findBugs. *IEEE Transactions on Software Engineering (TSE)* 49, 4 (2023), 2856–2872.
- [96] Sai Yerramreddy, Austin Mordahl, Ugur Koc, Shiyi Wei, Jeffrey S Foster, Marine Carpuat, and Adam A Porter. 2023. An empirical assessment of machine learning approaches for triaging reports of static analysis tools. *Empirical Software Engineering (EMSE)* 28, 2 (2023), 28.
- [97] Kwangkeun Yi, Hosik Choi, Jaehwang Kim, and Yongdai Kim. 2007. An empirical study on classification methods for alarms from a bug-finding static c analyzer. *Information Processing letters* 102 (2007), 118–123.
- [98] Jongwon Yoon, Minsik Jin, and Yungbum Jung. 2014. Reducing false alarms from an industrial-strength static analyzer by svm. In *Proceedings of the 21st Asia-Pacific Software Engineering Conference (APSEC)*, Vol. 2. IEEE, Jeju, 3–6.
- [99] Ping Yu, Yijian Wu, Xin Peng, Hahjia Peng, Jian Zhang, Peicheng Xie, and Wenyun Zhao. 2023. ViolationTracker: building precise histories for static analysis violations. In *Proceedings of the 45th International Conference on Software Engineering (ICSE)*. IEEE/ACM, Melbourne, 1–12.
- [100] Ulas Yüksel and Hasan Sözer. 2013. Automated classification of static code analysis alerts: a case study. In *Proceedings of the 29th IEEE International Conference on Software Maintenance (ICSM)*. IEEE, Eindhoven, 532–535.
- [101] Ulaş Yüksel, Hasan Sözer, and Murat Şensoy. 2014. Trust-based fusion of classifiers for static code analysis. In *Proceedings of the 17th International Conference on Information Fusion (FUSION)*. IEEE, South Carolina, 1–6.
- [102] Xin Zhang, Xujie Si, and Mayur Naik. 2017. Combining the logical and the probabilistic in program analysis. In *Proceedings of the 1st ACM SIGPLAN International Workshop on Machine Learning and Programming Languages (MAPL)*. ACM, Barcelona, 27–34.
- [103] Yin Zhang, Rong Jin, and Zhi-Hua Zhou. 2010. Understanding bag-of-words model: a statistical framework. *International Journal of Machine Learning and Cybernetics* 1 (2010), 43–52.
- [104] Yuwei Zhang, Ying Xing, Yunzhan Gong, Dahai Jin, Honghui Li, and Feng Liu. 2020. A variable-level automated defect identification model based on machine learning. *Soft Computing* 24 (2020), 1045–1061.
- [105] Jinxiong Zhao, Sensen Guo, and Dejun Mu. 2021. DouBiGRU-A: software defect detection algorithm based on attention mechanism and double BiGRU. *Computers & Security* 111 (2021), 102459.
- [106] Yunhua Zhao, Kostadin Damevski, and Hui Chen. 2023. A systematic survey of just-in-time software defect prediction. *ACM Computing Surveys (CSUR)* 55, 10 (2023), 1–35.
- [107] Yunhui Zheng, Saurabh Pujar, Burn Lewis, Luca Buratti, Edward Epstein, Bo Yang, Jim Laredo, Alessandro Morari, and Zhong Su. 2021. D2A: a dataset built for ai-based vulnerability detection methods using differential analysis. In *Proceedings of the 43rd International Conference on Software Engineering: Software Engineering in Practice (ICSE-SEIP)*. ACM, Madrid, 111–120.
- [108] Zhou Zhou, Lili Bo, Xiaoxue Wu, Xiaobing Sun, Tao Zhang, Bin Li, Jiale Zhang, and Sicong Cao. 2022. SPVF: security property assisted vulnerability fixing via attention-based models. *Empirical Software Engineering (EMSE)* 171, 27 (2022), 1–27.