

Spacewalk-18: A Benchmark for Multimodal and Long-form Procedural Video Understanding

Rohan Myer Krishnan*, Zitian Tang*, Zhiqiu Yu, and Chen Sun

Brown University

{rohan_krishnan,zitian_tang,chensun}@brown.edu

Abstract. Learning from videos is an emerging research area that enables robots to acquire skills from human demonstrations, such as procedural videos. To do this, video-language models must be able to obtain structured understandings, such as the temporal segmentation of a demonstration into sequences of actions and skills, and to generalize the understandings to novel domains. In pursuit of this goal, we introduce Spacewalk-18, a benchmark containing two tasks: (1) step recognition and (2) intra-video retrieval over a dataset of temporally segmented and labeled tasks in International Space Station spacewalk recordings. In tandem, the two tasks quantify a model’s ability to make use of: (1) out-of-domain visual information; (2) a high temporal context window; and (3) multimodal (e.g. visual and speech) domains. This departs from existing benchmarks for procedural video understanding, which typically deal with short context lengths and can be solved with a single modality. Spacewalk-18, with its inherent multimodal and long-form complexity, exposes the high difficulty of task recognition and segmentation. We find that state-of-the-art methods perform poorly on our benchmark, but improvements can be obtained by incorporating information from longer-range temporal context across different modalities. Our experiments underscore the need to develop new approaches to these tasks. Data, model, and code will be released at <https://brown-palm.github.io/Spacewalk-18/>.

1 Introduction

This is Ground Control to Major Tom
You’ve really made the grade
And the papers want to know whose shirts you wear
Now it’s time to *leave the capsule*, if you dare

Space Oddity

Procedural videos, such as how-to or cooking, are produced to spread knowledge for human learners. With the recent advances in video understanding and robotic learning [3, 5, 42], these videos have become increasingly valuable learning resources for robots too. However, in order for machines to efficiently learn complex tasks and work alongside humans, they must be able to distill complex procedures into series of steps with only a few examples, often in a previously

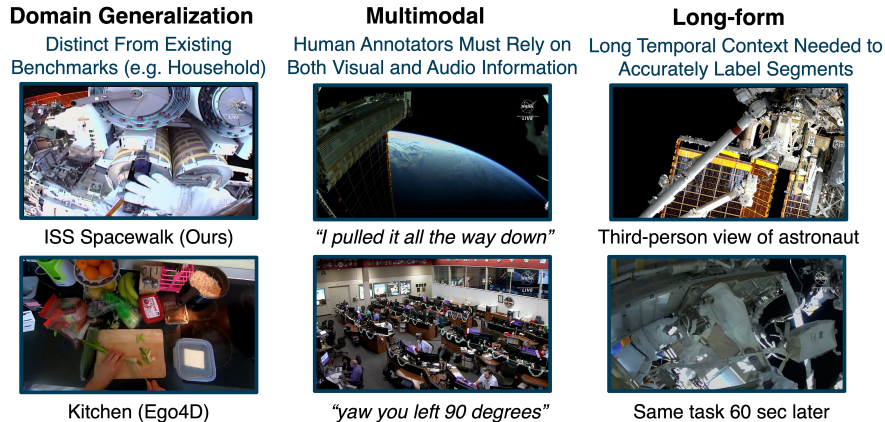


Fig. 1: Key properties of Spacewalk-18: (1) Domain generalization: a side-by-side comparison of a sample frame from Spacewalk-18 and Ego4D [16] illustrates our benchmark’s novel domain. (2) Multimodal: the visual content of the top frame does not align with its audio/speech. Instead, the speech corresponding to the bottom frame describes the top frame. (3) Long-form: the top frame shows the astronaut working on the solar array and the bottom frame shows him releasing bolts. These contextualize each other to identify that he is releasing the solar array in both frames.

unseen environment. This challenge inspires the development of procedural video understanding systems that are able to generalize to previously unseen scenarios, and require minimal human supervision.

We introduce a new benchmark, **Spacewalk-18**, to advance multimodal, long-form, and procedural video understanding in a *novel* domain. Whereas most of the existing procedural video benchmarks are sourced from daily household scenarios [9, 16, 17, 21, 45, 47], the Spacewalk-18 dataset comprises video clips from 18 recorded extravehicular activities (spacewalks) outside the International Space Station. Videos in this domain are naturally limited by the number of recorded spacewalks. A pre-trained video-language model, such as Flamingo [2] or InternVideo [52], would need to “leave the capsule” and generalize, which encapsulates the ability to recognize and reason over abstract concepts (*e.g.*, objects, actions, and temporal dependencies) beyond memorization. As illustrated in Fig. 1, Spacewalk-18 not only requires generalization to this unique domain of spacewalk, but is also inherently multimodal and requires effective incorporation of long-form temporal context.

In Spacewalk-18, astronauts go on spacewalks for a variety of reasons, including to perform experiments, test equipment, or carry out maintenance/repairs. The recordings follow a fairly rigid agenda, often illustrated through a short animated sequence giving an overview of the steps planned for the spacewalk. Since our goal is to evaluate a (pre-trained) model’s generalization capability, we follow the design choice of recent benchmarks with similar goals (*e.g.*, [27, 33]) and provide a moderate-sized training data for adaptation. We aim to collect detailed and dense temporal annotations for the training, validation, and test

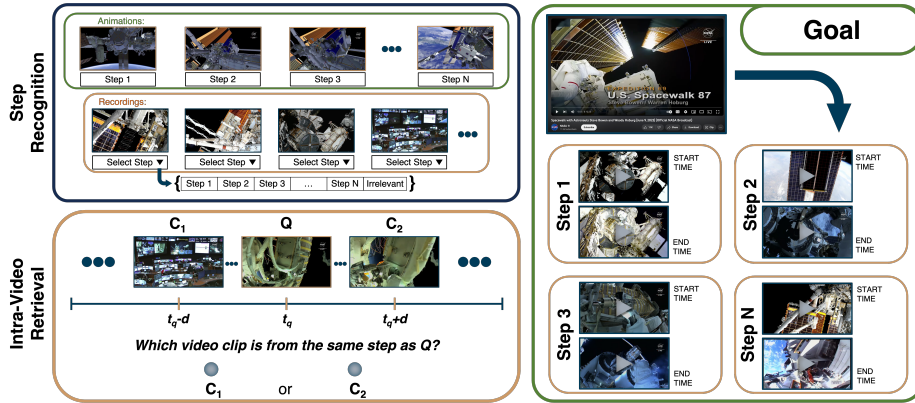


Fig. 2: A spacewalk recording can be 7 or 8 hours long. The *step recognition* task aims to assign each video clip in the recording a step label, which is illustrated by a short animation and a text description. The *intra-video* retrieval task aims to determine if two video clips from the same recording belong to the same step. Both serve as intermediate benchmarks towards the “Goal”, which aims to represent a long procedural video as a sequence of steps and their corresponding video demonstrations.

videos. As such, we introduce a new protocol for temporal segmentation and action labeling to efficiently annotate the recordings and categorize content from the mission into the corresponding animated steps.

As shown in Fig. 2, the collected annotations provide a structured representation of each spacewalk recording as a sequence of steps, each of which is in the form of a text description (*e.g.*, “install thermal blanket on degraded antenna”), an animated illustration, and the temporal boundaries within the recording where the step is performed. We define two proxy tasks for evaluation:

1. The *step recognition* task evaluates the model’s ability to generalize to the spacewalk domain and incorporate video and text content into predictions.
2. The *intra-video retrieval* task benchmarks a model’s ability to perform temporal segmentation, without access to a pre-defined label space.

We evaluate state-of-the-art video-language models [25, 35, 52, 57] on the Spacewalk-18 benchmark and find that they all perform poorly on both tasks. Through our experiments, we find that models struggle to generalize to the new domain, as fine-tuning only provides marginal performance improvements. We also find that incorporating visual and text modalities and long-form temporal context are helpful for the tasks, but there is large room for further improvements. We perform human evaluations to confirm that humans can perform the tasks decently after a brief training session, far exceeding the state-of-the-art video-language models or proprietary APIs (*e.g.*, GPT-3.5 with transcribed speech inputs). Our human evaluation also confirms that both multimodal information and long-term video context are essential to solve the tasks.

In summary, our contributions are three-fold: First, we propose a new procedural video benchmark on extracting structured temporal representations, approximated by the step recognition and intra-video retrieval tasks. Second, we

collect the Spacewalk-18 dataset with a new protocol for efficient annotation. It contains 96 hours of densely annotated videos and spans over 456 animated steps. Finally, we conduct extensive experimental analyses and human evaluations that demonstrate the importance of incorporating multimodal content from long temporal contexts. Our observations highlight the importance of future-generation video-language models that are capable of incorporating multimodal long-form temporal context and generalizing to novel domains.

2 Related Work

Procedural Video Understanding has important applications in video summarization [31], human machine interaction [30], procedural planning [7], and robotic learning [8, 55]. Common tasks defined for procedural video understanding include temporal action segmentation [11, 12] and detection [36], step localization [47, 63] and prediction [1, 14, 16]. They either use dense segment-level annotations or weak video-level labels [28, 37, 44]. Existing procedural video benchmarks are mainly sourced from two domains, how-to videos from online platforms [28, 43, 47, 63], and ego-centric videos collected from recruited actors [9, 16, 40] in kitchens and other household scenarios. More recently, the Perception Test [33] benchmark, aims to evaluate the zero-shot generalization capabilities of video-language foundation models. Our Spacewalk-18 benchmark is complementary to all of the existing procedural video understanding benchmarks: The spacewalk recordings are scripted and narrated in detail, yet cannot be solved by the visual or language modality alone. They exhibit strong structures and dependencies, and unfold over long temporal horizons. More importantly, unlike existing videos that are captured in kitchens and on earth, the space station is a novel domain, which simulates the real-world scenario of unseen environment deployment for robotic applications.

Video-language Foundation Models. Inspired by the success with large language models [6, 10], video-language foundation models have been proposed by training with large amounts of image and video data with masked token prediction [13] or video-task matching [62]. The videos are often accompanied by text descriptions such as speech narration [13, 46, 60, 61]. When video and language are encoded separately, a contrastive learning objective can be employed [25, 57] in a similar fashion as its image-based counterpart [34]. The objectives can be combined [59] and the encoders for different modalities can be shared [50]. In addition to joint multimodal pre-training, researchers have demonstrated the effectiveness of adapting visual descriptions into a large language model, such as with gated cross-attention [2], instructional tuning [26], or linearly projecting the visual embeddings into the language space [23, 29]. Despite their amazing progress, we have shown that the state-of-the-art video-language models cannot generalize to Spacewalk-18 benchmark, whether zero-shot or with fine-tuning.

Long-form Video Understanding is an important open question for video representation learning. Earlier approaches [48] aim to extract high-level information such as character relationships from movies, where the solution is

dominated by language-based approaches. Wu and Krahenbuhl [54] proposed an object-centric self-supervised framework, along with a benchmark for long-form video understanding. To encode long-form temporal context, memory-based approaches [53] have been proposed, along with new architectures that better scale with longer sequences [18, 24]. Our work is inspired by the recent dataset, EgoSchema [27], for question answering from long-form videos. Spacewalk-18 is complementary to EgoSchema, which is based on the same household videos as in Ego4D [16]. In addition, we compute the temporal certificate proposed by EgoSchema to measure the temporal context needed for humans to solve a video understanding task, and observe that our task requires 40% more temporal context than EgoSchema.

3 The Spacewalk-18 Dataset

As shown in Fig. 2, our goal is to segment spacewalk recordings into series of steps. A typical spacewalk video contains an animated preview of the steps to be performed, followed by the recording of astronauts performing the steps over multiple hours. We aim to annotate the spacewalk into a sequence of these steps. Each step corresponds to multiple video clips from recording, denoted by start and end times. Each step is accompanied with a text description annotated by a human expert, and illustrated by a video clip from the animated preview.

We find 18 spacewalk recordings with animated illustrations on YouTube. The total duration is 96 hours. For each video, we chunk the audio files into 10 minute clips and feed them to Deepgram to extract speech transcripts.

3.1 Labeling Process

Building our dataset requires temporally segmenting and labeling very long videos. Due to the presence of video clips irrelevant to the spacewalk (*e.g.*, scene of the mission control center in Fig. 1), the temporal boundaries of a single step can be fragmented, making annotating the temporal boundaries time-consuming and measuring the inter-annotator agreement challenging. We propose to over-segment the recordings into short clips, each of which corresponds to at most a single step. We then ask the annotators to label each clip from a pre-defined list of steps for a spacewalk, while having access to its neighboring video clips for context information. The human annotators are thus free from having to draw detailed temporal boundaries, or to take multiple passes over the long video for step definition, temporal segmentation, and step labeling. We observe that this design results in drastically reduced human worker hours.

Define the Label Space. Our label space is derived from the animated preview for each spacewalk. We manually segment the animations into steps ourselves, and label each segment with a step description. On average, this results in around 25 steps per spacewalk video.

Create Video Clips. We segment each video into short clips using PySceneDetect’s shot boundary detection algorithm. We find that due to the long nature

of the steps and tendency of the camera to switch angles often in spacewalk recordings, a given shot-segmented clip will contain at most one step.

Annotation Interface. To collect annotations, we build the **Spacewalk Video Annotation Tool**, shown in Appendix A. The interface displays the animated steps and clips for human annotators to label. They watch the annotation clips and select a label for each clip from the set of animation clip labels, “Irrelevant”, or “Unsure”. This interface allows them to view the entire spacewalk recording as context. The “Irrelevant” label is used to categorize any clip that does not contain footage of one of the steps for the given spacewalk. This includes shots of the mission control center, noisy shots (*e.g.*, blue screen), and shots of “get-ahead” steps that were not originally planned for the spacewalk. We have three human workers annotate each clip and we choose the most commonly selected label as the true label. Our annotation tool will be publicly released.

Merge Adjacent Clips. Since we intentionally over-segment the long spacewalk recordings before collecting annotations, we include a final step to merge adjacent clips with the same label. Rather than the traditional method of having human workers provide temporal boundaries, the over-segmentation allows us to break down the challenging tasks of temporal segmentation and action recognition into a series of smaller, easier ones. We then use the collected annotations to obtain true temporal boundaries by concatenating all adjacent clips with identical labels.

3.2 Dataset Statistics, Diversity, and Difficulty

We collect 102,814 total human annotations for 31,812 clips (before merging adjacent clips with the same step labels), spanning over 96 hours. We ensure that at least three workers annotate each clip, and on average each clip is annotated by 3.23 workers. There are 456 animated step labels across the dataset. Each step has an average of 12 minutes of video. Spacewalk-18 is “open-vocabulary”, since it does not have a fixed set of step labels across different spacewalks. Example labels in the training set include “EV1 & EV2 remove the first battery” and “EV2 ingresses foot restraint”. In the test set, there are similar labels, such as “Chris & Bob remove new battery from slot A” and “Chris enters foot restraint”.

The visual content in Spacewalk-18 is out-of-domain for most existing models. The shots of astronauts working in space are visually distinct from any worldly actions. There is also a mix of first- and third-person point of view camera angles. Additionally, the two astronauts in each spacewalk often work on different steps in the same time, leading to steps appearing in multiple non-continuous segments. Lastly, the objects, tools, and vocabulary in the recordings are very domain-specific. This makes it challenging to understand and label the videos without background knowledge.

We compare several key properties of Spacewalk-18 with several relevant benchmarks in Tab. 1. Our benchmark is the first multimodal, long-form task requiring open-vocabulary, semantic understanding, and temporal segmentation abilities in a truly unique domain. The recently released Perception Test [33]

benchmark is also designed to measure similar skills and generalization capabilities. It is complementary to Spacewalk-18 as they focus on different domains (daily life vs. space) and has comparable total video durations (74 vs. 96 hours).

Table 1: Comparing key properties of related benchmarks. Modalities: Video (V) and Language/Speech (L). Skills: Open-Vocab (O), Semantics (S), Temporal (T). Duration: Total Hours. Temporal Certificate: measure of “long-form-ness” (Sec. 3.3)

Benchmark	Domain	Modality	Skills	Duration (h)
Charades [41]	Daily Life	V	S	82
Kinetics-400 [19]	Daily Life	V	S	~850
SSv-2 [15]	Daily Life	V	S	120
ActivityNet [17]	Daily Life	V	ST	849
Ego4D-v2 [16]	Daily Life	V+L	ST	3.6k
EpicKitchen [9]	Kitchen	V+L	S	100
Perception Test [33]	Daily Life	V+L	OST	74
Spacewalk-18 (ours)	Space	V+L	OST	96

Figure 1: Comparison of Temporal Certificates. The figure consists of a table and a scatter plot. The table lists benchmarks, domains, modalities, skills, and durations. The scatter plot shows Temporal Certificate (Y-axis, 0 to 140) versus Video Clip Length (X-axis, 0 to 200). Data points are labeled with benchmark names. A blue arrow points from Spacewalk-18 to EgoSchema, indicating a 1.5x improvement.

3.3 Temporal Certificate

Spacewalk-18 not only contains long videos, but also requires high amounts of context (long-form video understanding) in order to annotate. We use the temporal certificate [27] metric to quantify the long-form-ness of our video dataset.

The temporal certificate measures the amount of video context required for a given dataset/task. Human verifiers are provided with an annotated video clip and are asked to select the amount of the video they require to be confident that the provided label is correct. EgoSchema [27] defines benchmarks with certificate length around 1 second as short video tasks, 10 seconds as long-form, and 100 seconds as very long-form.

To collect this metric, we split each clip into 5-second chunks and task human workers with selecting the minimum subset of these clips that they need to be confident in the given label. Tab. 1 (right) is modified from [27] to include Spacewalk-18. We benchmark our dataset with eight annotators over 2.5 hours of spacewalk video. Our dataset has an average clip length of 89 seconds and a temporal certificate length of 140 seconds. This is 1.4x the length of the nearest dataset and places it in the category of “very long-form video datasets” [27].

4 Task Definition

The 18 recordings in Spacewalk-18 contain varying amounts of steps. To ensure each split contains a balanced number of steps, we manually split the dataset into training, validation, and test sets in a ratio of 10:2:6. We introduce two multimodal long-form video understanding tasks on Spacewalk-18, step recognition and intra-video retrieval, as illustrated in Fig. 2. They are tasks en route to temporal segmentation of spacewalk videos with or without pre-defined steps.

4.1 Step Recognition

Our dataset divides the multi-hour spacewalk recording into several steps. Each step is described by an animated video clip, the transcript of its narration, and an annotated caption. Our step recognition task aims to recognize these steps from the spacewalk recording. Given a timestamp t and a constant context window length w minutes, a model is tasked with determining the step occurring at timestamp t based on the information provided in the clip $[t - w/2, t + w/2]$. Suppose the spacewalk is composed of K steps. The model should produce a label from $\{0, 1, 2, \dots, K\}$, where label 0 stands for “Irrelevant”.

Here, the information in clip $[t - w/2, t + w/2]$ includes the corresponding video clip and all the transcripts that intersect with this clip, making it a video-language task. We test models with different context window lengths to investigate their ability to understand the context.

Data Construction. We sample 2000 instances from each training, validation, and test video, resulting in an average of 1 sample for every 10 seconds of video. As the visual content of spacewalk videos does not change rapidly, the samples are sufficient to represent an entire video. To balance the categories, $2000/(K+1)$ timestamps are uniformly sampled from each step’s corresponding video clips. These timestamps are used as the middle timestamps t in the task definition above across different context lengths. We choose 2000 samples as the performance of the models we study saturates at this size as shown in Appendix F.1.

Evaluation Metrics. We use Accuracy and mean Average Precision (mAP) to evaluate the model performances. They are detailed in Appendix D.

4.2 Intra-video Retrieval

The label space may not always be pre-defined in real-world scenarios. Thus, it is important to be able to segment these spacewalks without provided steps. Current approaches to unsupervised video segmentation rely on clustering video features [12, 22]. This requires models to form distinguishable embeddings across steps. With this in mind, we propose the intra-video retrieval task.

Given a query timestamp t_q and two candidate timestamps t_{c1} and t_{c2} , the task is to determine which of t_{c1} and t_{c2} are of the same step as t_q . Note that closer timestamps are more likely to be in the same step. Therefore, to avoid this shortcut, we involve only two candidates satisfying $|t_q - t_{c1}| = |t_q - t_{c2}|$, where one of the two candidates belongs to a different step and serves as the hard negative. Similar to the step recognition task, we set a context window length w and the model can access the video and transcript in the w -minute-long windows centered at t_q , t_{c1} , and t_{c2} .

Data Construction. As in the step recognition task, 2000 samples are derived from each spacewalk video. For each annotated spacewalk clip, we first uniformly sample several query timestamps t_q ’s. Then, for each t_q , we randomly sample a distance d such that only one of $t_q - d$ and $t_q + d$ is in the same step as t_q . Finally, we randomly choose one of $t_q - d$ and $t_q + d$ as t_{c1} and the other as t_{c2} .

We adjust the number of samples from each spacewalk clip to ensure roughly uniform numbers of queries from different categories.

Evaluation metrics. We calculate retrieval accuracy as the evaluation metric of this task. Random chance is 50% accuracy.

5 Recognition and Retrieval Models

We benchmark pretrained video-language models in both zero-shot and fine-tuning scenarios. Zero-shot evaluation demonstrates how pretrained models generalize to Spacewalk-18, while fine-tuning can effectively adapt pretrained models to novel domains [38]. We consider both last-layer and all-layer fine-tuning here.

In Spacewalk-18, the animation of the i -th step is described by an animation video V_i^a , a transcript of its narration T_i^a , and a step caption C_i^a . A spacewalk recording clip centered at timestamp t with length w contains a video clip $V_{t,w}$ and a transcript $T_{t,w}$. We employ pretrained video-language models to format both tasks as “matching” tasks. In the step recognition task, we match the spacewalk recording clips with step animations. In the intra-video retrieval task, we match the query clips with the corresponding candidates. To derive features of clips, we employ separate encoders from the video-language models – a video encoder $F_v(\cdot)$ and a text encoder $F_t(\cdot)$. Unless otherwise mentioned, we use Sparse Frame Sampling to extract video features. We uniformly sample k frames from the entire clip $V_{t,w}$ and feed them into the video encoder. k is the number of frames used during model pretraining, which may differ between different models. For text features, the transcript $T_{t,w}$ is truncated to the model’s sequence length limit and delivered to the text encoder.

5.1 Step Recognition

Zero-shot. To derive a feature for a step animation, we first extract the video, transcript, and caption features respectively, and then concatenate them. Formally, the feature of the i -th step is $f_i^a = [F_v(V_i^a), F_t(T_i^a), F_t(C_i^a)]$. To construct a feature for the “Irrelevant” category, we write a textual description of it and extract its text feature. The description is *DES* = “The mission control center, noisy shots (e.g. blue screen), or tasks not planned for the spacewalk.” Hence the “Irrelevant” category feature is $f_0^a = [F_t(\text{DES}), F_t(\text{DES}), F_t(\text{DES})]$. For a recording clip, we concatenate the video and transcript features, $f^s = [F_v(V_{t,w}), F_t(T_{t,w}), F_t(T_{t,w})]$. Here, the transcript feature is repeated so that the feature dimensionality is the same as those of the animation features.

To form a prediction, we compute the similarities $f^s \cdot f_i^a$ between a recording clip and an animation step, and pick the clip with the highest similarity.

Last-layer Fine-tuning. In this setting, we fine-tune a linear layer upon the pretrained models using the training set. Specifically, we freeze the models and train a linear layer $G_\theta(\cdot)$ mapping the spacewalk clip features to the animation

features. We minimize the cross entropy loss during training, which is

$$\mathcal{L} = -\log \frac{\exp(G_\theta(f^s) \cdot f_y^a)}{\sum_{1 \leq i \leq K} \exp(G_\theta(f^s) \cdot f_i^a)}. \quad (1)$$

After training, instead of constructing or learning a feature for the “Irrelevant” category, we find a threshold τ and recognize all clips whose similarities to task steps are all below τ as “Irrelevant”. This is more reasonable than an “Irrelevant” feature because this category contains a subspace formed by various concepts rather than a single concept. With the threshold τ , we make predictions by

$$\hat{y} = \begin{cases} \arg \max_{1 \leq i \leq K} G_\theta(f^s) \cdot f_i^a, & \max G_\theta(f^s) \cdot f_i^a \geq \tau, \\ 0, & \text{otherwise.} \end{cases} \quad (2)$$

We find the τ with the best F1 score on the the validation set and use it in the test phase. In practice, this method performs better than constructing an “Irrelevant” feature through text descriptions. However, it is not feasible for zero-shot setup as no samples are available to set the threshold.

All-layer Fine-tuning. We fine-tune the entire backbone of a pretrained model to encode recording video clips. We freeze the animation features and use the same cross entropy loss to fine-tune the model. The threshold τ for the “Irrelevant” category is also set using the validation set after fine-tuning.

Incorporating Longer Temporal Context. Our Sparse Frame Sampling approach naturally incorporates long temporal context with the same computational cost, but may lose important details due to sampling. We therefore explore several alternatives to incorporate temporal context: **Dense Frame Sampling** at 1FPS, which are directly encoded by the video encoder to obtain a single video embedding. This approach is bounded by GPU memory since the number of frames scales linearly with the context duration. **Long-term Feature Bank (LFB)** [53], which first divides the long context into seconds-long segments and leverages a frozen video encoder to extract one video embedding for each segment with a frame sampling rate of 1FPS.

We explore the following LFB variants following [53]: Average pooling over the query and all of the context features to form a single embedding (**LFB Avg**); Average pooling the history context and future context separately, and concatenate them together with the query embedding (**LFB Cat**); Learning to aggregate temporal context via non-local blocks [51] (**LFB NL**) or a two-layer Transformer encoder (**LFB TF**). Details are in Appendix E.3.

5.2 Intra-video Retrieval

Zero-shot. In this task, we match a query spacewalk clip centered at timestamp t_q with one of two candidate clips centered at t_{c1} and t_{c2} respectively. In contrast to step recognition, we only use video features and ignore the transcript. This proved the best in Sec. 6.4. After calculating the similarities between the query and the candidates, we pick the candidate with higher score as the prediction.

Last-layer Fine-tuning. We freeze the models and train two linear layers to align the query and candidate features. One is $G_\theta^q(\cdot)$ for queries and the other is $G_\theta^c(\cdot)$ for candidates. We optimize cross entropy loss during training. Denoting the query feature as f^q and candidate features as f_1^c and f_2^c , it is

$$\mathcal{L} = -\log \frac{\exp(G_\theta^q(f^q) \cdot G_\theta^c(f_y^c))}{\sum_{1 \leq i \leq 2} \exp(G_\theta^q(f^q) \cdot G_\theta^c(f_i^c))}. \quad (3)$$

After training, the candidate with higher similarity to the query, $G_\theta^q(f^q) \cdot G_\theta^c(f_i^c)$, is pick as the prediction.

All-layer Fine-tuning. We fine-tune the backbone of the pretrained models using the same training objective as that of the last-layer fine-tuning. The models learn to extract features that are critical to distinguish spacewalk steps.

6 Experiments

Our experiments show that current video-language models perform poorly on Spacewalk-18, while humans perform significantly better than the models. We also demonstrate the importance of both vision and language on our tasks. Furthermore, the capability of LFB in incorporating temporal contexts is verified.

6.1 Pretrained Models

We evaluate the following models on Spacewalk-18:

EgoVLP [25] is an egocentric video-language model trained on EgoClip dataset. $k = 4$ frames are sampled from a video for feature extraction.

VideoCLIP [57] is a video-language model trained with video-text contrastive learning. It uses a Transformer to integrate S3D [56] video features and align it with text feature. $k = 150$ frames are sampled from a video to extract feature.

InternVideo [52] is a video-language model pretrained on a large corpus of video-language datasets including HowTo100M [28] and WebVid10M [4]. It achieves state-of-the-art performances across 39 video datasets from extensive tasks. In our experiments, we use the checkpoint further fine-tuned for video-text retrieval on MSRVT [58]. $k = 12$ frames are sampled from each video clip.

Sentence Transformer [35] is a language embedding model. We choose *all-mpnet-base-v2*, which achieves the best average performance across 20 datasets. We ignore the video features in feature construction for Sentence Transformer.

We also evaluate a clustering-based unsupervised action segmentation method **TW-FINCH** [39] and a large language model **GPT-3.5** [32]. Their details are in Appendix E.4 and Appendix E.5, respectively.

Table 2: Zero-shot and fine-tuning model performances. On (a) step recognition, InternVideo performs the best among the video-language models in both zero-shot and fine-tuning settings. Sentence Transformer outperforms InternVideo when the context length is longer. On (b) intra-video retrieval, EgoVLP achieves the highest accuracy under most of context lengths. *: Human and TW-FINCH have unlimited context.

Method	Modality	$w = 1$ min		$w = 3$ min		$w = 5$ min	
		Acc.	mAP	Acc.	mAP	Acc.	mAP
Random	-	4.22	-	4.22	-	4.22	-
Human*	V+L	-	-	-	-	67.0	-
GPT-3.5	L	11.52	-	-	-	-	-
Zero-shot							
EgoVLP	V+L	7.30	8.13	7.24	9.02	7.42	9.81
VideoCLIP	V+L	8.43	10.22	6.67	11.04	8.17	10.62
InternVideo	V+L	9.90	10.76	10.10	10.90	9.89	11.59
SentTransformer	L	11.22	12.17	12.39	16.76	13.55	17.85
Last-layer FT							
EgoVLP	V+L	6.65	8.08	9.75	10.41	9.18	10.26
VideoCLIP	V+L	8.45	9.63	9.07	11.27	9.24	9.83
InternVideo	V+L	10.32	12.09	11.15	11.96	9.94	12.14
SentTransformer	L	9.40	10.94	12.35	14.49	11.49	15.44
All-layer FT							
InternVideo	V+L	12.70	11.88	10.21	12.95	11.73	12.81

(a) Step recognition

(b) Intra-video retrieval

6.2 Human Performance Evaluation

On the step recognition task, we allow human performers to access to unlimited video context, and compute human performance as the average accuracy:

$$\text{Accuracy} = \frac{1}{n} \sum_{i=1}^n \frac{1}{|J_i|} \sum_{j \in J_i} \mathbb{1}_{a_{ij}=t_j}, \quad (4)$$

where n is the total number of annotators, J_i is the set of clip indices annotated by worker i , a_{ij} is worker i 's annotation for clip j , and t_j is the true label for clip j . It can be viewed as the "upperbound" performance on our task.

6.3 Results

Tab. 2(a) shows the zero-shot and fine-tuning performances of the models on the step recognition task. Due to the high computational cost of all-layer fine-tuning, it is only employed on InternVideo. We report the results under a few context lengths and conduct a thorough exploration of it in Sec. 6.5. Across all context lengths and models, the best accuracy is only 13.55%, which is far less than the human performance of 67%. This verifies that our task is reasonable for humans but challenging to the state-of-the-art models. InternVideo performs the best among the pretrained video-language models. Moreover, all-layer fine-tuned InternVideo achieves the best performance when the context length is 1 minute, while Sentence Transformer outperforms others when the context gets longer. A reason for the competitive performance of Sentence Transformer is its higher sequence length limit (384) than the limit (100) of other video-language models.

Table 3: Ablation on modality. On step recognition, both (a) human and (b) InternVideo can benefit from vision and language. On (c) intra-video retrieval, video-only EgoVLP performs the best, while involving transcript hurts the performance.

Animation	Spacewalk	Acc.	Animation	Spacewalk	Acc.	mAP	Feature	Accuracy
Video	Video	52.2	Video	Video	7.81	9.58	Video	55.13
Audio	Audio	39.1	Transcript	Transcript	7.97	9.21	Transcript	51.41
Video+Audio	Video+Audio	67.0	Caption	Transcript	9.05	11.41	V+T	52.68
			V+T+C	V+T+T	11.15	11.96		

(a) Human performance on step recognition. Human has access to unlimited context length and the raw audio (as opposed to transcript).

(b) InternVideo on step recognition with $w = 3\text{min}$. V+T+C: concatenating video, transcript, and caption features. V+T+T: concatenating one video feature and two transcript features.

(c) EgoVLP on intra-video retrieval with $w = 20\text{s}$. V+T: concatenating video and transcript features.

Tab. 2(b) shows the model performances on the intra-video retrieval task. While EgoVLP achieves the best performances in most cases, no model achieves an accuracy higher than 55% in any setting, indicating the difficulty of the task.

Furthermore, across the two tasks, the models do not always improve after last-layer fine-tuning. And all-layer fine-tuning InternVideo yields better performances in most cases than last-layer fine-tuning. However, the improvement brought by either fine-tuning method is marginal, indicating that adapting models to extremely rare domains remains challenging.

6.4 Effect of Modality

Videos and transcripts in Spacewalk-18 are both informative for our proposed tasks. We can observe the tools used by the astronauts from the videos and their intentions from the transcripts. In Tab. 3(b), we ablate the input modality on the step recognition task using last-layer fine-tuned InternVideo. And we also measure the human performances in multimodal and unimodal cases in Tab. 3(a). Both the model and human perform the best when all the modalities are provided, demonstrating the inherently multimodal nature of our task. Besides, we notice that humans can better use the visual modality, while our models benefit more from the texts. We hypothesize that it is due to the different visual distributions between animation and spacewalk videos. Humans excel in extracting and matching abstract concepts from videos in different distributions, while it is difficult for models.

Tab. 3(c) ablates the modalities on intra-video retrieval using last-layer fine-tuned EgoVLP. The video-only approach achieves the highest accuracy, while the text-only one performs poorly. This is different from step recognition where videos contribute less than texts. Because the query and candidate videos here are from the same visual distribution. Moreover, combining video and transcript does not improve the performance, indicating that transcript is effectively noise for the current method on this task. This motivates the future development of stronger models that can utilize the text signal on our task.

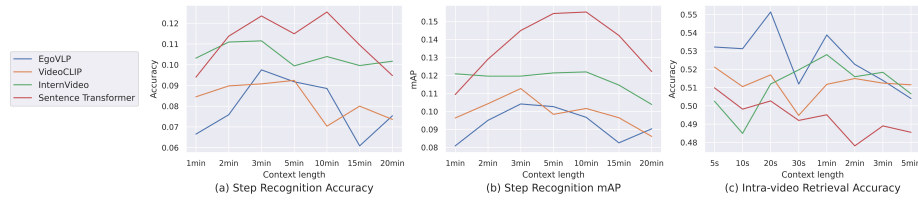


Fig. 3: Ablation on context length. We test the models with last-layer fine-tuning under various context lengths. (a) and (b) show the varying performances on step recognition. (c) shows the performances on intra-video retrieval. When the temporal context is extremely long, the models can no longer benefit from it.

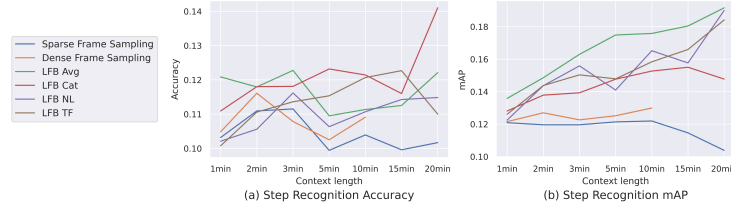


Fig. 4: Performances of different temporal context incorporation methods using frozen InternVideo. While LFB methods have increasing performances when the temporal context extends, one-time feed-forward models with either sparse or dense frame sampling cannot benefit from the context. The numerical results are provided in Appendix F.2.

6.5 Temporal Context Incorporation

Context is crucial for recognizing a step from a spacewalk video. From a short clip, we may observe that the astronauts are moving but need more context to figure out which movement step it is. From a large context window, we can determine the completed and remaining steps at time t . Therefore, the models are expected to perform better as the available context becomes longer. However, as shown in Fig. 3, the pretrained video-language models cannot benefit from very long context on both tasks. As the context window length increases, their performances initially improve, but start to decline after reaching their peaks.

To address this issue, we explore the temporal context incorporation approaches introduced in Sec. 5.1 on the step recognition task. Their performance curves are shown in Fig. 4. The two one-time feed-forward methods – Sparse/Dense Frame Sampling – have similar performances, and they are not improved given expanded temporal context windows as well. This indicates that naively sampling more frames cannot help pretrained video-language models to understand long-form videos. In contrast, all the LFB methods achieve higher accuracy and mAP. More importantly, their mAP curves show a significant upward trend, verifying their ability to incorporate temporal contexts in long videos.

7 Conclusion

The Spacewalk-18 benchmark introduces a new dataset, annotation protocol, and set of tasks towards the goal of building procedural video understanding systems capable of generalizing to unseen environments. The dataset is sourced from

International Space Station spacewalk recordings, a novel domain not present in any existing video understanding benchmark and (due to the limited number of recorded spacewalks) extremely under-represented if used to train foundation models. The annotation protocol enables us to efficiently collect annotations for our dataset and facilitates future work in temporal segmentation and action labeling datasets. The tasks are designed to be trivial for strong generalizable procedural video understanding models, thereby quantifying the progress of existing models en route to this goal. The poor performance of state-of-the-art models on our tasks are indicative of their inability to generalize to new domains, make joint use of video and text modalities, or utilize large context windows.

Future models will make better use of these properties to achieve better performance on the Spacewalk-18 tasks. They will progress until they have “made the grade” on our benchmark and are able to perform structured temporal procedural video understanding over novel domains.

Acknowledgements: This work is supported by Samsung Advanced Institute of Technology and a Richard B. Salomon award for Chen Sun. We thank Kartikeya Mangalam and Raiymbek Akshulakov for their kind help with EgoSchema temporal certificate evaluation, and Professor Stefanie Tellex for her inspiration on looking into Spacewalk videos.

References

1. Abu Farha, Y., Richard, A., Gall, J.: When will you do what?-anticipating temporal occurrences of activities. In: CVPR (2018) 4
2. Alayrac, J.B., Donahue, J., Luc, P., Miech, A., Barr, I., Hasson, Y., Lenc, K., Mensch, A., Millican, K., Reynolds, M., et al.: Flamingo: a visual language model for few-shot learning. *Advances in Neural Information Processing Systems* **35**, 23716–23736 (2022) 2, 4
3. Bahl, S., Mendonca, R., Chen, L., Jain, U., Pathak, D.: Affordances from human videos as a versatile representation for robotics. In: *Proceedings of the IEEE/CVF Conference on Computer Vision and Pattern Recognition*. pp. 13778–13790 (2023) 1
4. Bain, M., Nagrani, A., Varol, G., Zisserman, A.: Frozen in time: A joint video and image encoder for end-to-end retrieval. In: ICCV (2021) 11
5. Bharadhwaj, H., Gupta, A., Tulsiani, S., Kumar, V.: Zero-shot robot manipulation from passive human videos. *arXiv preprint arXiv:2302.02011* (2023) 1
6. Brown, T., Mann, B., Ryder, N., Subbiah, M., Kaplan, J.D., Dhariwal, P., Neelakantan, A., Shyam, P., Sastry, G., Askell, A., et al.: Language models are few-shot learners. In: *NeurIPS* (2020) 4
7. Chang, C.Y., Huang, D.A., Xu, D., Adeli, E., Fei-Fei, L., Niebles, J.C.: Procedure planning in instructional videos. In: *European Conference on Computer Vision*. pp. 334–350. Springer (2020) 4
8. Dai, Y., Yang, M., Dai, B., Dai, H., Nachum, O., Tenenbaum, J., Schuurmans, D., Abbeel, P.: Learning universal policies via text-guided video generation. *arXiv preprint arXiv:2302.00111* (2023) 4
9. Damen, D., Doughty, H., Farinella, G.M., Fidler, S., Furnari, A., Kazakos, E., Moltisanti, D., Munro, J., Perrett, T., Price, W., Wray, M.: Scaling egocentric vision: The epic-kitchens dataset. In: ECCV (2018) 2, 4, 7

10. Devlin, J., Chang, M.W., Lee, K., Toutanova, K.: Bert: Pre-training of deep bidirectional transformers for language understanding. *arXiv preprint arXiv:1810.04805* (2018) [4](#)
11. Ding, G., Sener, F., Yao, A.: Temporal action segmentation: An analysis of modern techniques. *IEEE Transactions on Pattern Analysis and Machine Intelligence* (2023) [4](#)
12. Dwibedi, D., Aytar, Y., Tompson, J., Sermanet, P., Zisserman, A.: Counting out time: Class agnostic video repetition counting in the wild. In: *CVPR* (2020) [4](#), [8](#)
13. Fu, T.J., Li, L., Gan, Z., Lin, K., Wang, W.Y., Wang, L., Liu, Z.: VIOLET: End-to-End Video-Language Transformers with Masked Visual-token Modeling. In: *arXiv:2111.1268* (2021) [4](#)
14. Girdhar, R., Grauman, K.: Anticipative video transformer. In: *ICCV* (2021) [4](#)
15. Goyal, R., Ebrahimi Kahou, S., Michalski, V., Materzynska, J., Westphal, S., Kim, H., Haenel, V., Freund, I., Yianilos, P., Mueller-Freitag, M., et al.: The "something something" video database for learning and evaluating visual common sense. In: *Proceedings of the IEEE international conference on computer vision*. pp. 5842–5850 (2017) [7](#)
16. Grauman, K., Westbury, A., Byrne, E., Chavis, Z., Furnari, A., Girdhar, R., Hamburger, J., Jiang, H., Liu, M., Liu, X., et al.: Ego4d: Around the world in 3,000 hours of egocentric video. In: *CVPR* (2022) [2](#), [4](#), [5](#), [7](#)
17. Heilbron, F.C., Escorcia, V., Ghanem, B., Niebles, J.C.: Activitynet: A large-scale video benchmark for human activity understanding. In: *CVPR* (2015) [2](#), [7](#), [1](#)
18. Islam, M.M., Bertasius, G.: Long movie clip classification with state-space video models. In: *ECCV*. Springer [5](#)
19. Kay, W., Carreira, J., Simonyan, K., Zhang, B., Hillier, C., Vijayanarasimhan, S., Viola, F., Green, T., Back, T., Natsev, P., et al.: The kinetics human action video dataset. *arXiv preprint arXiv:1705.06950* (2017) [7](#)
20. Kingma, D.P., Ba, J.: Adam: A method for stochastic optimization. *arXiv preprint arXiv:1412.6980* (2014) [7](#)
21. Kuehne, H., Arslan, A.B., Serre, T.: The language of actions: Recovering the syntax and semantics of goal-directed human activities. In: *CVPR* (2014) [2](#)
22. Kumar, S., Hareesh, S., Ahmed, A., Konin, A., Zia, M.Z., Tran, Q.H.: Unsupervised action segmentation by joint representation learning and online clustering. In: *CVPR* (2022) [8](#)
23. Li, J., Li, D., Savarese, S., Hoi, S.: Blip-2: Bootstrapping language-image pre-training with frozen image encoders and large language models. *arXiv preprint arXiv:2301.12597* (2023) [4](#)
24. Li, Y., Wu, C.Y., Fan, H., Mangalam, K., Xiong, B., Malik, J., Feichtenhofer, C.: Mvitv2: Improved multiscale vision transformers for classification and detection. In: *CVPR* (2022) [5](#)
25. Lin, K.Q., Wang, A.J., Soldan, M., Wray, M., Yan, R., Xu, E.Z., Gao, D., Tu, R., Zhao, W., Kong, W., et al.: Egocentric video-language pretraining. *arXiv preprint arXiv:2206.01670* (2022) [3](#), [4](#), [11](#)
26. Liu, H., Li, C., Wu, Q., Lee, Y.J.: Visual instruction tuning. *arXiv preprint arXiv:2304.08485* (2023) [4](#)
27. Mangalam, K., Akshulakov, R., Malik, J.: Egoschema: A diagnostic benchmark for very long-form video language understanding. *arXiv preprint arXiv:2308.09126* (2023) [2](#), [5](#), [7](#), [11](#)
28. Miech, A., Zhukov, D., Alayrac, J.B., Tapaswi, M., Laptev, I., Sivic, J.: Howto100m: Learning a text-video embedding by watching hundred million narrated video clips. In: *ICCV* (2019) [4](#), [11](#)

29. Moon, S., Madotto, A., Lin, Z., Nagarajan, T., Smith, M., Jain, S., Yeh, C.F., Murugesan, P., Heidari, P., Liu, Y., et al.: Anymal: An efficient and scalable any-modality augmented language model. *arXiv preprint arXiv:2309.16058* (2023) [4](#)
30. Nagarajan, T., Li, Y., Feichtenhofer, C., Grauman, K.: Ego-topo: Environment affordances from egocentric video. In: *CVPR* (2020) [4](#)
31. Narasimhan, M., Nagrani, A., Sun, C., Rubinstein, M., Darrell, T., Rohrbach, A., Schmid, C.: Tl; dw? summarizing instructional videos with task relevance and cross-modal saliency. In: *ECCV* (2022) [4](#)
32. Ouyang, L., Wu, J., Jiang, X., Almeida, D., Wainwright, C., Mishkin, P., Zhang, C., Agarwal, S., Slama, K., Ray, A., et al.: Training language models to follow instructions with human feedback. *Advances in Neural Information Processing Systems* **35**, 27730–27744 (2022) [11](#)
33. Pătrăucean, V., Smaira, L., Gupta, A., Contente, A.R., Markeeva, L., Bannarse, D., Koppula, S., Heyward, J., Malinowski, M., Yang, Y., et al.: Perception test: A diagnostic benchmark for multimodal video models. *arXiv preprint arXiv:2305.13786* (2023) [2](#), [4](#), [6](#), [7](#)
34. Radford, A., Kim, J.W., Hallacy, C., Ramesh, A., Goh, G., Agarwal, S., Sastry, G., Askell, A., Mishkin, P., Clark, J., Krueger, G., Sutskever, I.: Learning transferable visual models from natural language supervision. In: *ICML* (2021) [4](#)
35. Reimers, N., Gurevych, I.: Sentence-bert: Sentence embeddings using siamese bert-networks. In: *EMNLP* (2019) [3](#), [11](#)
36. Richard, A., Gall, J.: Temporal action detection using a statistical language model. In: *CVPR* (2016) [4](#)
37. Richard, A., Kuehne, H., Gall, J.: Weakly supervised action learning with rnn based fine-to-coarse modeling. In: *CVPR* (2017) [4](#)
38. Rosenfeld, E., Ravikumar, P., Risteski, A.: Domain-adjusted regression or: Erm may already learn features sufficient for out-of-distribution generalization. *arXiv preprint arXiv:2202.06856* (2022) [9](#)
39. Sarfraz, S., Murray, N., Sharma, V., Diba, A., Van Gool, L., Stiefelhagen, R.: Temporally-weighted hierarchical clustering for unsupervised action segmentation. In: *Proceedings of the IEEE/CVF Conference on Computer Vision and Pattern Recognition*. pp. 11225–11234 (2021) [11](#), [12](#)
40. Sener, F., Chatterjee, D., Shelepov, D., He, K., Singhania, D., Wang, R., Yao, A.: Assembly101: A large-scale multi-view video dataset for understanding procedural activities. In: *CVPR* (2022) [4](#)
41. Sigurdsson, G.A., Varol, G., Wang, X., Farhadi, A., Laptev, I., Gupta, A.: Hollywood in homes: Crowdsourcing data collection for activity understanding. In: *Computer Vision–ECCV 2016: 14th European Conference, Amsterdam, The Netherlands, October 11–14, 2016, Proceedings, Part I* 14. pp. 510–526. Springer (2016) [7](#)
42. Sontakke, S.A., Zhang, J., Arnold, S.M., Pertsch, K., Bıyık, E., Sadigh, D., Finn, C., Itti, L.: Roboclip: one demonstration is enough to learn robot policies. *arXiv preprint arXiv:2310.07899* (2023) [1](#)
43. Souček, T., Alayrac, J.B., Miech, A., Laptev, I., Sivic, J.: Look for the change: Learning object states and state-modifying actions from untrimmed web videos. In: *CVPR* (2022) [4](#)
44. Souček, T., Alayrac, J.B., Miech, A., Laptev, I., Sivic, J.: Multi-task learning of object state changes from uncurated videos. *arXiv preprint arXiv:2211.13500* (2022) [4](#)
45. Stein, S., McKenna, S.J.: Combining embedded accelerometers with computer vision for recognizing food preparation activities. In: *UBICOMP* (2013) [2](#)

46. Sun, C., Myers, A., Vondrick, C., Murphy, K., Schmid, C.: Videobert: A joint model for video and language representation learning. In: ICCV (2019) 4
47. Tang, Y., Ding, D., Rao, Y., Zheng, Y., Zhang, D., Zhao, L., Lu, J., Zhou, J.: Coin: A large-scale dataset for comprehensive instructional video analysis. In: CVPR (2019) 2, 4
48. Tapaswi, M., Zhu, Y., Stiefelwagen, R., Torralba, A., Urtasun, R., Fidler, S.: Movieqa: Understanding stories in movies through question-answering. In: CVPR (2016) 4
49. Vondrick, C., Ramanan, D., Patterson, D.: Efficiently scaling up video annotation with crowdsourced marketplaces. In: ECCV (2010) 1
50. Wang, A.J., Ge, Y., Yan, R., Yuying, G., Lin, X., Cai, G., Wu, J., Shan, Y., Qie, X., Shou, M.Z.: All in one: Exploring unified video-language pre-training. In: CVPR (2023) 4
51. Wang, X., Girshick, R., Gupta, A., He, K.: Non-local neural networks. In: Proceedings of the IEEE Conference on Computer Vision and Pattern Recognition (CVPR) (June 2018) 10, 11
52. Wang, Y., Li, K., Li, Y., He, Y., Huang, B., Zhao, Z., Zhang, H., Xu, J., Liu, Y., Wang, Z., Xing, S., Chen, G., Pan, J., Yu, J., Wang, Y., Wang, L., Qiao, Y.: Internvideo: General video foundation models via generative and discriminative learning. arXiv preprint arXiv:2212.03191 (2022) 2, 3, 11
53. Wu, C.Y., Feichtenhofer, C., Fan, H., He, K., Krahenbuhl, P., Girshick, R.: Long-term feature banks for detailed video understanding. In: CVPR (2019) 5, 10, 7, 11, 13
54. Wu, C.Y., Krahenbuhl, P.: Towards long-form video understanding. In: CVPR (2021) 5
55. Wu, P., Escontrela, A., Hafner, D., Abbeel, P., Goldberg, K.: Daydreamer: World models for physical robot learning. In: CoRL (2023) 4
56. Xie, S., Sun, C., Huang, J., Tu, Z., Murphy, K.: Rethinking spatiotemporal feature learning: Speed-accuracy trade-offs in video classification. In: ECCV (2018) 11
57. Xu, H., Ghosh, G., Huang, P.Y., Okhonko, D., Aghajanyan, A., Metze, F., Zettlemoyer, L., Feichtenhofer, C.: VideoCLIP: Contrastive pre-training for zero-shot video-text understanding. In: EMNLP (2021) 3, 4, 11
58. Xu, J., Mei, T., Yao, T., Rui, Y.: Msr-vtt: A large video description dataset for bridging video and language. CVPR (2016) 11
59. Yu, J., Wang, Z., Vasudevan, V., Yeung, L., Seyedhosseini, M., Wu, Y.: Coca: Contrastive captioners are image-text foundation models. arXiv preprint arXiv:2205.01917 (2022) 4
60. Zellers, R., Lu, J., Lu, X., Yu, Y., Zhao, Y., Salehi, M., Kusupati, A., Hessel, J., Farhadi, A., Choi, Y.: Merlot reserve: Neural script knowledge through vision and language and sound. In: Proceedings of the IEEE/CVF Conference on Computer Vision and Pattern Recognition. pp. 16375–16387 (2022) 4
61. Zellers, R., Lu, X., Hessel, J., Yu, Y., Park, J.S., Cao, J., Farhadi, A., Choi, Y.: Merlot: Multimodal neural script knowledge models. In: NeurIPS (2021) 4
62. Zhou, H., Martín-Martín, R., Kapadia, M., Savarese, S., Niebles, J.C.: Procedure-aware pretraining for instructional video understanding. In: Proceedings of the IEEE/CVF Conference on Computer Vision and Pattern Recognition. pp. 10727–10738 (2023) 4
63. Zhukov, D., Alayrac, J.B., Cinbis, R.G., Fouhey, D., Laptev, I., Sivic, J.: Cross-task weakly supervised learning from instructional videos. In: CVPR (2019) 4

Appendix

We first elaborate the construction of Spacewalk-18 dataset in Appendix A. The temporal certificates of the datasets are listed in Appendix B. Appendix C illustrates the annotated data in Spacewalk-18. Appendix D is the definitions of the evaluation metrics of our tasks. In Appendix E, we introduce the details of our fine-tuning strategies, the variants of long-term feature bank, and the GPT-3.5 baseline. Finally, Appendix F investigates the influence of training data size, the incorporation of temporal context, and provides qualitative examples of the baseline models’ performances.

A Dataset Construction

Sourcing Live Streams. First, a list of spacewalks at the International Space Station is sourced from [NASA’s website](#). For each spacewalk from 2019 to 2023, we identify whether there is a recording available on YouTube with an animation sequence near the beginning. We find a total of 18 spacewalk recordings that meet this criteria. Table A1 has a list of the NASA summary for each expedition and the duration of each YouTube video.

Building Transcripts. We use Deepgram’s Automatic Speech Recognition (ASR) service to transcribe the spacewalk videos. In order to choose an ASR algorithm, we had a human verifier analyze transcriptions from Deepgram, OpenAI’s Whisper, NVIDIA’s NeMo, YouTube’s Auto Generated Captions, and Google’s Speech-to-Text on the same spacewalk audio clip. Deepgram proved to be the most accurate. Through a similar process, we found that Deepgram’s ASR algorithm performs the best with approximately 10 minute audio clips. Thus, we chunk the multi-hour audio files into 10 minute clips and feed them to Deepgram for transcription. This results in a list of sentences with start and end timestamps for each spacewalk video.

A.1 Labeling Process

Building our dataset requires temporally segmenting and labeling very long videos (many hours). To do this, we introduce a new annotation protocol and tool. Existing methods of collecting temporal segment annotations require multiple passes and/or for clips to be pre-labeled [17, 49]. While annotating our dataset would traditionally require three passes (action identification, temporal segmentation, and task labeling), we pre-segment the videos into clips containing a maximum of one step each, allowing us to collect annotations in a single pass. This drastically reduces the number of human worker hours required. The source code for the tool will be publicly released. The protocol is as follows:

Define the Label Space. In our case, the label space comes from the animation videos. We manually segment the animations into clips containing a single step and label each clip with a short description. We show the step lists of three

Table A1: The Spacewalk recordings used in the Spacewalk-18 dataset, and their video durations. The recordings cover the spacewalk missions from 2019 to 2023.

Expedition Date/URL Video Duration	
Training set	
October 6, 2019	8:42:06
November 22, 2019	8:58:45
January 15, 2020	9:03:04
January 25, 2020	7:59:43
January 27, 2021	8:25:35
February 1, 2021	8:39:50
June 16, 2021	9:23:13
December 2, 2021	7:46:53
March 23, 2022	8:29:54
December 3, 2022	7:44:35
Validation set	
March 15, 2022	9:14:30
November 15, 2022	10:38:40
Test set	
November 15, 2019	8:25:23
December 2, 2019	7:49:37
June 26, 2020	8:14:13
February 28, 2021	9:28:07
September 12, 2021	8:44:29
June 9, 2023	8:12:25

spacewalk missions in Tab. A2, A3, and A4, one from each of the training, validation, and test sets.

Split the Videos. To reduce the burden of temporal segmentation, we split the long live streams into sub-clips that each contain at most one step. We find that due to the long nature of the steps and tendency of the camera to switch angles often in spacewalk live streams, a given shot-segmented clip (between camera angle changes) will contain at most one action/step. Thus, to split the multi-hour long spacewalk video into clips for the human workers to annotate, we employ a shot detection algorithm. PySceneDetect’s ContentDetector uses changes in color and intensity between individual frames to draw boundaries between shot changes in videos. We find that it errs on the side of over-segmenting for our spacewalk live stream videos, further ensuring that clips will contain at most one step.

Chunk into Segments. It is unreasonable to expect human workers to annotate a multi-hour video in one sitting. Therefore, we chunk the videos into segments of approximately one hour. We design these segments to contain about one hour of recording content and only contain steps from a continuous subset of the animation. Each video has 5.11 segments on average.

Table A2: Step list of the spacewalk mission on June 16, 2021, which is in the training set.

Step ID	Caption
1	EV1 and EV2 exit airlock
2	EV1 heads outward and places safety tether anchors
3	EV2 retrieves foot restraint
4	EV1 goes to carrier with solar array
5	EV1 and EV2 drop of PGT and bags
6	EV2 stows foot restraint and bag
7	EV1 preps iROSA for removal
8	EV2 installs bag and tools on mod kit
9	EV2 sets up cables for future installation
10	EV2 retrieves PGT and goes to EV1
11	EV1 does more prep for iROSA removal
12	EV1 retrieves foot restraint from CETA cart
13	EV1 installs, sets up, and enters foot restraint
14	EV1 removes bolts on iROSA
15	Robotic arm moves EV1 into position
16	EV2 gets into position for iROSA release
17	EV2 prepares iROSA for release
18	EV1 removes iROSA
19	EV2 stows tools and enters foot restraint
20	EV1 carries iROSA on robotic arm to EV2
21	EV1 hands iROSA to EV2
22	EV1 exits foot restraint and goes to EV2
23	EV2 rotates into position
24	EV1 enters foot restraint and receives iROSA
25	EV2 exits foot restraint and gets into position
26	EV1 and EV2 install iROSA
27	EV1 and EV2 swing iROSA into single tube
28	EV1 and EV2 drive mounting bolts
29	EV1 and EV2 clean up and prep for next EVA
30	EV1 and EV2 return to airlock
31	EV1 and EV2 enter airlock

Annotation Interface. To collect annotations, we build the [Spacewalk Video Annotation Tool](#), pictured in Fig. A1. The human worker inputs their unique user ID and selects the video date and segment number that they are assigned. The interface then loads the corresponding pre-labeled animation clips and the recording clips for them to label. The platform saves their progress as they annotate clips so they are able to start the task and return to it at any time. Once they complete the task, a completion URL appears.

Source Human Annotators. We use an online platform to source human workers to annotate the dataset. First, participants are sent the training and screening phases (accessible [here](#)) where they learn about the task and demonstrate proficiency in being able to accurately label a small sample of spacewalk

Table A3: Step list of the spacewalk mission on March 15, 2022, which is in the validation set.

Step ID	Caption
1	EV1 exit airlock and receive large bag
2	EV2 exit airlock
3	EV1 move to integrated equipment assembly
4	EV1 stow bag and begin prep work
5	EV2 move to phase 1
6	EV2 stow crew bag and retrieve tools
7	EV1 and EV2 assemble upper triangle
8	EV2 move to and enter foot restraint
9	EV1 hand upper triangle to EV2
10	EV2 dock upper triangle on gimbal assembly
11	EV1 stow pistol grip tool (PGT)
12	EV2 exit foot restraint and tilt it to the left side
13	EV1 pass left mid strut to EV2
14	EV1 hands lower strut to EV2
15	EV1 and EV2 install lower strut
16	EV1 and EV2 install mid strut
17	EV2 exit foot restraint and tilt it to the right side
18	EV1 hand right mid strut to EV2
19	EV1 and EV2 install lower strut
20	EV1 and EV2 install mid strut
21	EV1 finish mid strut install
22	EV2 move to bag and stow tools
23	EV2 return to worksite and stow tools on body restraint tether
24	EV1 take pictures of completed mod kit
25	EV1 move to battery charge/discharge unit and begin prep work
26	EV2 translate to CETA cart and stow tools
27	EV2 retrieve crew lock bag and move to EV1
28	EV1 and EV2 fold and restrain insulation
29	EV1 and EV2 break torque and reinstall
30	EV1 and EV2 clean up and retrieve crew bag
31	EV2 return to airlock
32	EV1 return to airlock

live stream clips. In the training phase, as workers select labels for live stream clips, they are given feedback about the correctness of their annotations along with some reasoning. They spend as much time as necessary in the training phase before moving on to the screening phase. In this phase, workers are tasked with labeling a set of 10 clips without feedback, and those who achieve an accuracy of 80% or greater are selected for the annotation phase.

Annotate Clips. In the annotation phase, human workers are presented with animation and annotation clips from a single segment of a spacewalk recording (Figure A1). They watch the annotation clips and select a label for each clip from the set of animation clip labels, “Irrelevant”, or “Unsure”. The “Irrelevant” label

Table A4: Step list of the spacewalk mission on December 2, 2019, which is in the test set.

Step ID	Caption
1	Luca and Drew exit airlock with pump system
2	Luca and Drew take pump system to external support platform 2
3	Luca enter foot restraint on robotic arm
4	Drew hands Luca the pump system
5	Robotic arm takes Luca to AMS
6	Drew move to ELC 2
7	Luca and Drew install pump system
8	Luca and Drew connect power and data cables
9	Robotic arm takes Luca to aft side
10	Luca connect six fluid connections
11	Robotic arm takes Luca to underside of AMS
12	Luca and Drew complete final 2 suages
13	Robotic arm takes Luca to ESP 2
14	Drew bring bags back to airlock

is used to categorize any clip that does not contain footage of one of the tasks for the given spacewalk. This includes shots of the mission control center, noisy shots (e.g. blue screen), and shots of get-ahead tasks that were not originally planned for the spacewalk. We have three human workers annotate each clip and we choose the most commonly selected label as the true label.

Merge Adjacent Clips. We intentionally over-segment the long spacewalk recordings before collecting annotations, to avoid the same clip spanning across multiple steps. We thus include a final step to merge adjacent clips with the same label. Rather than the traditional method of having human workers provide temporal boundaries, the over-segmentation allows us to break down the challenging tasks of temporal segmentation and action recognition into a series of easier, smaller ones. We then use the collected annotations to obtain true temporal boundaries by concatenating all adjacent clips with identical labels. Figure A2 illustrates how this balances the distribution of clip durations in the dataset.

B Temporal Certificate

Tab. A5 provides the numerical values we use to plot the temporal certificate figure in Tab. 1. It is extended from [27] to include Spacewalk-18.

C Illustrations of Annotated Data

Fig. A3, Fig. A4, Fig. A5, Fig. A6, and Fig. A7 illustrate five examples of annotations collected from human annotators.




Fig. A1: Spacewalk Video Annotation Tool Interface. Row (1) contains a pre-labeled set of steps from the animation video. Row (2) contains a set of live stream clips for the annotator to categorize into steps.

D Evaluation Metrics

D.1 Step Recognition

We use accuracy and mAP to evaluate a model’s performance on step recognition. To eliminate the impact of uneven numbers of task steps in each spacewalk video, we first compute the following metrics per video and then average them across videos.

Accuracy. It is the percentage of timestamps whose corresponding steps are correctly recognized.

Mean Average Precision (mAP). For methods that can give a confidence score for each task step, we employ mAP as an evaluation metric. We first compute the average precision of each task step except “Irrelevant” and then take the mean.

D.2 Intra-video Retrieval

We calculate the retrieval accuracy as the evaluation metric of this task. It is the percentage of queries that are answered correctly over all the test samples.

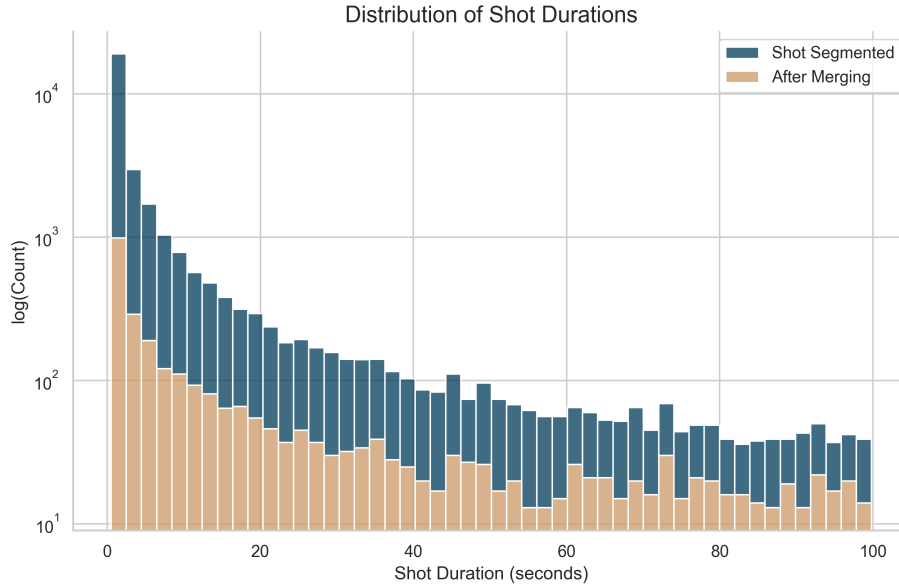


Fig. A2: Distributions of video segment durations before and after merging adjacent clips.

E Implementation Details

E.1 Last-layer Fine-tuning

During last-layer fine-tuning, we use Adam [20] optimizer with a learning rate of $1e-2$ and a batch size of 2048. All models are trained for 20 epochs and the checkpoint with the best validation loss is picked.

E.2 All-layer Fine-tuning

We follow the code base of InternVideo to fine-tune the entire model backbone on our tasks. Specifically, we use Adam optimizer with a learning rate of $4e-6$. The learning rate warms up linearly in the first 10% training steps, after which cosine annealing is adapted. Besides, a weight decay of 0.2 is used. We fine-tune the model for 1 epoch with a batch size of 16. We find that training for more than 1 epoch always leads to over-fitting.

E.3 Long-term Feature Bank

To employ Long-term Feature Bank (LFB) [53] to solve the step recognition task, we first divide the spacewalk recording clip $V_{t,w}$ into k -second-long segments and extracts their InternVideo features with a frame sampling rate of 1 FPS, respectively. Since InternVideo is pretrained with 12 frames per video, we set





















Spacewalk Video Clip										
										
<p>Transcript: [1786 words] And just heard confirmation from Tina Cartman to the crew that they are building point five psi, and our go for hatch opening. Again, we are looking for that call for it to turn on internal battery power. And then the crew will head out to open the hatch. Okay. Frank, you might be catching on the strip there right now. K. Turkey. You're clear. Sure. That's on. And, Tina, the hatch is open and in the hatch key. Copy hatch open. Okay. Emergency m p have closed. Emergency access code. Copy, Duke. EV one and two on your DCMs. Switch power to bat, stagger your switch throws, ...</p>										
<table border="1"> <thead> <tr> <th>Annotator 1</th> <th>Annotator 2</th> <th>Annotator 3</th> </tr> </thead> <tbody> <tr> <td>Step 1</td> <td>Step 1</td> <td>Step 1</td> </tr> </tbody> </table>					Annotator 1	Annotator 2	Annotator 3	Step 1	Step 1	Step 1
Annotator 1	Annotator 2	Annotator 3								
Step 1	Step 1	Step 1								
<p>Label: Step 1</p>										
<table border="1"> <tbody> <tr> <td></td> <td></td> <td></td> <td></td> <td></td> </tr> </tbody> </table> <p>Caption: EV1 exits airlock and receives bags Transcript: US spacewalk eighty one will be conducted by EV one, Josh Cassada, and EV two, Frank Rubio. EV one exits the airlock and gets handed one of the bags in preparation for the EVA. And the second bag, the strut bag gets handed out and put on EV one's body restraint tip.</p>										
										

Fig. A3: Annotation example 1 from the spacewalk recording from Nov. 15, 2022 (training set). All three annotators agree on the label for the video clip.























Spacewalk Video Clip										
										
<p>Transcript: [300 words] Frank, there will be no changes to your PGT settings. You'll be going three to eight and a half additional turns to torque on m one through m four. Josh, for you, you'll be driving m twenty eight to torque, six and a half to nine turns. You can hand start it. Let me know when you're ready for PGT. Copy. There are no changes. You got three to eight terms. Do you want me to wait till Josh, second date? Okay. I think that's a good plan. Don't you worry about a half and a half and a half inch? On the engagement line. Yeah. I'm not sure. The hole. Yeah. Give me a look. We don't buy it again. Right. Far. Just to make it before. Correct? Yeah. Yeah. Could you see it on you can...</p>										
<table border="1"> <thead> <tr> <th>Annotator 1</th> <th>Annotator 2</th> <th>Annotator 3</th> </tr> </thead> <tbody> <tr> <td>Step 12</td> <td>Step 12</td> <td>Background</td> </tr> </tbody> </table>					Annotator 1	Annotator 2	Annotator 3	Step 12	Step 12	Background
Annotator 1	Annotator 2	Annotator 3								
Step 12	Step 12	Background								
<p>Label: Step 12</p>										
<table border="1"> <tbody> <tr> <td></td> <td></td> <td></td> <td></td> <td></td> </tr> </tbody> </table> <p>Caption: EV1 & EV2 install mid strut on left side Transcript: Frank will apply the final torque on the bolt and get into position for the mid strike. Again, working together, the two crew members will install the mid strike. And drive the bolts to put it in place.</p>										
										

Fig. A4: Annotation example 2 from the spacewalk recording from Nov. 15, 2022 (training set). One annotator disagrees with the other two but since the majority of annotators selected step 12, the clip is labeled as step 12. The clips on either side appear to be of the same step, which illustrates the effect of over-segmenting the spacewalk recordings and the necessity of merging adjacent clips after collecting annotations.


Spacewalk Video Clip




$(c-1)_{end}$




c_{start}



c_{middle}



c_{end}




$(c+1)_{start}$


Transcript:


I think we did it. Well, I'm sorry. It's not really good, but it's saying no. That's that's all the metal. So Yeah. Alright. We are in good shape.


Annotator 1	Annotator 2	Annotator 3
Step 16	Step 16	Step 17


Label: Step 16











Caption:


EV1 & EV2 collect tools and stow them in bags

Transcript:

Once this is done, the crew members will start collecting their gear and stowing it in the empty bags to bring back to the airlock. Frank collects these bags. And puts him on his body restraint tether.

Fig. A5: Annotation example 3 from the spacewalk recording from Nov. 15, 2022 (training set). One annotator disagrees with the other two but since the majority of annotators selected step 16, the clip is labeled as step 16. Here, the transcript is short and unhelpful, but the annotators are able to use the visual information from the spacewalk video clip to identify the step being performed.

Spacewalk Video Clip




$(c-1)_{end}$ C_{start} C_{middle} C_{end} $(c+1)_{start}$

Transcript:
 Understand there's not much thing you can do about that at point, you might booms are set, but that's why I'm repeating calls back to you and just correct me if we ever get it wrong. Yeah. That's all good, Jenny. And, I try to be clear and change you. Do you copy me or you hit the same for you? No. I'm copying you. Good. Okay. Copy you. Good. Copy all. You're sure it's not my friend's accident. I've thrown you off.

Annotator 1	Annotator 2	Annotator 3	Annotator 4
Step 7	Step 7	Background	Step 7

Label: Step 7



Caption:
 EV1 preps iROSA for removal

Transcript: Continue translating outboard to the very end of the truss and owes his stowage bag. Toma prepares the Irosa by releasing the first hinge bolt, and stowing his pistol grip tool. Tomma makes his way outboard and releases an anti rotation device, which keeps the primary bolt locked in place during launch loads. Tomma retrieves, a handling aid for Irosa, we refer to this as a scoop.

Fig. A6: Annotation example 1 from the spacewalk recording from Jun. 16, 2021 (validation set). One annotator disagrees with the other three but since the majority of annotators selected step 7, the clip is labeled as step 7. The clip immediately following this one demonstrates an example of a blue screen that would be classified as “Background”.

Table A5: The numerical values of the temporal certificates. We extend this plot from [27] to include Spacewalk-18. The units for all three columns are seconds. “Test Duration” is the total duration of each test set.

Dataset	Temporal Certificate	Average Clip Length	Test Duration
Kinetics	1.931	10	240000
AVA	0.25	1	117900
HVU Concept	0.77	10	650000
HVU Action	1.65375	10	650000
UCF 101	1.81	6.66	9457
Something Something	1.28	3	81471
LVU Relationship	17.12	210	5364
NextQA	2.7	44	47872
EgoSchema	100	180	90000
Youtube8M Segment	0.1	5	2520000000
MSRVTT	0.7	13	38870
IVQA	0.3	18	36000
AGQA	3.7	30	57600
How2QA	1.5	18	16263
ActivityNetQA	2.4	124.58	144000
Spacewalk-18	140	89	119664

$k = 12$. There are in total $M = 60 \times w/12$ segments for a w -minute-long video and the query timestamp falls in segment $m = M/2$. Denote the feature of the i -th segment as f'_i . LFB aims to incorporate the history feature $f'_H = f'_{1:m-1}$ and the future feature $f'_F = f'_{m+1:M}$ into the query timestamp feature f'_m . Based off [53], we design four context incorporation mechanisms – **LFB Avg**, **LFB Cat**, **LFB NL**, and **LFB TF**. Each of these methods integrate f'_m , f'_H , and f'_F into a feature f for the entire video clip $V_{t,w}$. We substitute f for f_s in Equation (1) to train the linear layer $G_\theta(\cdot)$ and the parameters of NL/TF blocks jointly. The pre-trained video-language encoders are always frozen in this process. Unless otherwise specified, the training hyperparameters are the same as those of last-layer fine-tuning in Appendix E.1.

LFB Avg. We pool the query, history, and future features together to form a single feature, *i.e.*,

$$f = \text{Average}([f'_H, f'_m, f'_F]) = \text{Average}(f'_{1:M}). \quad (5)$$

LFB Cat. We first pool the history and future features, respectively, and then concatenate them with the query feature, *i.e.*,

$$f = [\text{Average}(f'_H), f'_m, \text{Average}(f'_F)]. \quad (6)$$

LFB NL. We stack two non-local blocks [51] to learn the interaction between the query feature and the context features via attention mechanism. The architecture of a non-local block is shown in Fig. A8. Before feeding the features into non-local blocks, we first add positional encoding to them and use a linear layer to

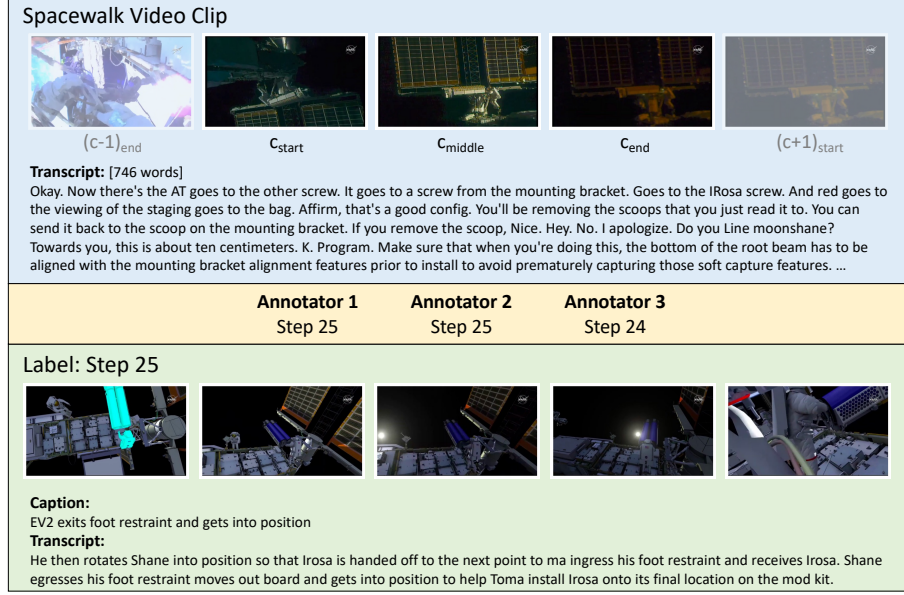


Fig. A7: Annotation example 2 from the spacewalk recording from Jun. 16, 2021 (validation set). The majority of annotators selected step 25, the clip is labeled as step 25.

project them into a 512-dimensional space. The output of the non-local blocks is concatenated with the query feature to form the final clip feature. Formally,

$$f = [f'_m, \text{Non-local}(L(f'_m + P_m), L([f'_H + P_H, f'_F + P_F]))], \quad (7)$$

where $L(\cdot)$ is a linear projection and P_m , P_H , and P_F are positional encoding for the query, history, and future timestamps. We use a learning rate of $1e-3$ and a batch size of 512 during training.

LFB TF. We employ a two-layer Transformer encoder upon the concatenation of the history, query, and future features, *i.e.*,

$$f = \text{Transformer}([f'_H, f'_m, f'_F] + P) = \text{Transformer}(f'_{1:M} + P), \quad (8)$$

where P is positional encoding. The hidden size is the same as the feature dimensions, which is 2304. We use a learning rate of $1e-4$ and a batch size of 512 to train the model.

E.4 TW-FINCH

TW-FINCH [39] is a clustering-based unsupervised action segmentation method. We employ it to solve the intra-video retrieval task. For a spacewalk recording in the test set, we first extract InternVideo features with a sliding window. The window length is 12 seconds and the step is 1 second. We sample video frames at

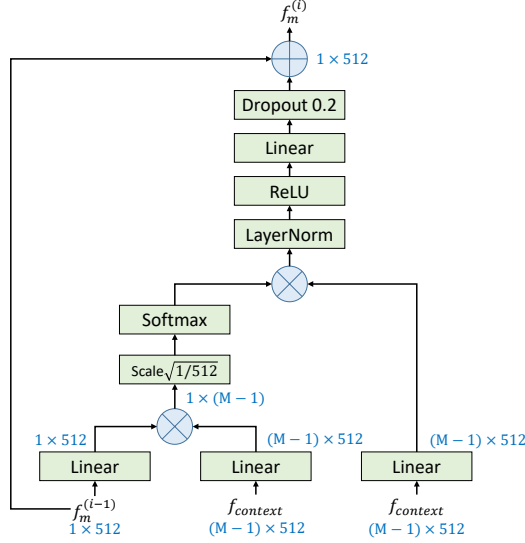


Fig. A8: Architecture of a non-local block $\text{Non-local}(f_m^{(i-1)}, f_{\text{context}})$ borrowed from [53]. It employs attention mechanism between the query feature $f_m^{(i-1)}$ and context feature f_{context} , and produces an updated query feature $f_m^{(i)}$. When stacking multiple non-local blocks, the query feature is iteratively updated while the context feature remains unchanged.

1 FPS to feed the video encoder, *i.e.*, 12 frames per video clip. Based on these clip features, TW-FINCH clusters the entire spacewalk recording into N_{seg} segments, each of which is regarded as a step. For a retrieval query timestamp t_q with two candidate timestamps t_{c1} and t_{c2} , if exactly one of the candidates falls in the same segment as t_q , we regard it as our prediction. Otherwise, we randomly pick one of them as the prediction. We find that the best configuration is $N_{\text{seg}} = 75$ with only video features, which achieves a retrieval accuracy of 53.7%.

E.5 GPT-3.5

In both tasks, GPT-3.5 is prompted with temperature = 0.0 and max_tokens = 1 to ensure consistent and parsable responses. Here max_tokens sets the maximum number of tokens generated by the chat completion model. As illustrated in the example prompts below, our expected response should contain a single token, indicating the numerical index of the step (*e.g.* 1 to 25), or a binary choice between two video clips (*i.e.* A and B).

Step Recognition In the step recognition task, GPT-3.5 is queried with a prompt, five in-context examples, and then the query. The examples and query contain a query transcription, the question, and a numbered list of possible

steps. Each possible step contains the step label and the transcription of the corresponding step animation.

The prompt is:

You are a helpful assistant.
 You will be given a query transcription and a list of step labels. You will be asked to select the step label that the transcription belongs to.
 Please respond with a single integer.

One in-context example, where each answer choice is in the format [STEP CAPTION] : [TRANSCRIPT]:

USER:
 Transcription: Should I assist you? Copy. Continue. Yes. It's not much. Fifteen centimeters to go. I'm just here with how close. I'll be fifteen centimeters. You continue. Continuing. And, Claire, should be good. I'm able to lean right through the plate here. So this call's not a factor. First standoff's not a factor. Eight centimeters to go from beyond clearance. To the right radiator panel. I sent it years ago. Copy.
Which is the correct label for the above transcription?
 0) Background: Noise or a video not showing spacewalk.
 1) EV2 goes to CETA cart and stows bag: Egress the crew lock with two bags. EV two goes to the forward phase of the station, then port to a crew equipment translation aid. Cart. EV two stows the tool bag, while EV one follows the same path.
 2) EV1 follows EV2's path: EV two stows the tool bag, while EV one follows the same path.
 3) EV1 retrieves portable foot restraint: EV one, which we use a portable foot restraint, and installs it in the robotic arm.
 4) EV1 installs foot restraint on robotic arm: EV one, which we use a portable foot restraint, and installs it in the robotic arm. After EV one ingresses the foot restraint, the robotic arm operator, five sec crew member, to the most inboard port radiator beam valve module worksite.
 5) EV1 enters foot restraint and is transported to worksite: After EV one ingresses the foot restraint, the robotic arm operator, five sec crew member, to the most inboard port radiator beam valve module worksite. Meanwhile, EV two follows the nadir handrail path and picks up a previous deployed cable reel bag.
 ...
 21) EV2 moves electrical connector: EV two translates to a panel on the f side of the truss. EV two moves an electrical connector from a non functional connector to a cable which can provide power.

22) EV2 picks up tool bags: EV two then picks up tool bags and returns them back to the airlock.

23) EV2 retrieves bag: After EV two, retrieves another hardware bag from the crew lock.

24) EV1 picks up remaining bags and returns to crew-lock: If you want, picks up the remaining tool bags, and depending on timing, returns to the crew lock, or assist EV two in routing the cable, zenith, to the pump module.

25) EV1 & EV2 return to airlock and egress: This completes the plan tests for the radiator beam valve module jumper install EVA. Crew returned to the crew lock and ingress.

ASSISTANT: 5

An example query. Again, each choice is in the format [STEP CAPTION]: [TRANSCRIPT]:

USER:

Transcription: You you can go ahead and retrieve your the left upper struts from the strap bag. So we under strap three and four. Damah Pescay making good progress constructing the triangle that will make up the top portion. All the other pieces are safely secured in the spec specially designed bag, the strut bag. What are the idea for is on the Webex, full? Welcome. What good pull in first step?

Which is the correct label for the above transcription?

0) Background: Noise or a video not showing spacewalk.

1) EV1 & EV2 exit airlock: US EVA seventy seven will begin at the Quest Airlock. Jackson astronaut, Aki Hochde, EV one, noted by the red stripes, will egress first and receive and hold the eight foot mod kid's shut bag. European astronaut to Ma Pes Gay will egress second with the full white suit.

2) EV2 move to P4: Take control of the large bag on his body restraint and tether and head out to p four. He will pause momentarily to his fairly brief hook, just nadir at the Flex hose rotary coupler, the FHRC, and then continue translation to P4.

3) EV1 follow EV2 outward: Back at the airlock, EV one Aki Hochade will retrieve his worksite interface extender, or with fix, and follow-up to for. He will also pause to drop his fairly green hook just nadir of the FH see.

4) EV2 stow strut bag: While tomorrow is doing the very large strip bag at p four, Aki will complete his translation out to the p four beta Gimbal assembly where he will install and set up his quick fix.

...

35) EV2 stow foot restraint: He will retrieve his foot restraints on his body restraint tether. He will follow his tether back to the airlock. Under the m t, he will pause momentarily to stow the foot restraint and the starboard cedar cart for an upcoming EVA, and then

```

translate down the cedar spur to the airlock.
36) EV2 return to airlock: Under the m t, he will pause momentarily to
stow the foot restraint and the starboard cedar cart for an upcoming
EVA, and then translate down the cedar spur to the airlock. For
successful completion of US EDA seventy seven.
37) EV1 & EV2 enter airlock

```

Intra-video Retrieval Similarly, in the intra-video retrieval task, GPT-3.5 is queried with a prompt, five in-context examples, and then the query. Each example and query contains a query transcription, the question, and two candidate transcriptions. The query transcription contains the timestamp of the query frame (t_q) and its associated transcription. Each candidate contains its temporal bounds, $[t_{ci} - \frac{w}{2}, t_{ci} + \frac{w}{2}]$, and associated transcription. The prompt is:

```

You are a helpful assistant.
You will be given a query transcription and two candidate
transcriptions. You will be asked to select the candidate
transcription that is from the same task as the query transcription.
Please answer by choosing either "A" OR "B" only.

```

One in-context example:

```

USER:
[165602] The boom deployment system to be employed later as the ISS
rollout. Solar array is unfirled to its full length of sixty feet
once it is installed and electrically connected to the three a power
channel on the starboard four truss of the station. You're on copy.
Stand by. This focus position is gonna work fine at GCA complete.
Copy. GCA complete. Go for unbolting. Both front bolt in r one, r two.
And I've got alpha four counterclockwise two set for r one. That's a
good setting. Ten to thirteen turns and the bolt's going to spring out
when fully released. Just a caution when you rotate those booms to do
it slowly ninety degrees in ten seconds.
Is transcription A or B from the same task as the above transcription?
A) [5486, 5546] The boom deployment system to be employed later as the
ISS rollout. Solar array is unfirled to its full length of sixty feet
once it is installed and electrically connected to the three a power
channel on the starboard four truss of the station. You're on copy.
Stand by. This focus position is gonna work fine at GCA complete.
Copy. GCA complete. Go for unbolting. Both front bolt in r one, r two.
And I've got alpha four counterclockwise two set for r one. That's a
good setting. Ten to thirteen turns and the bolt's going to spring out
when fully released. Just a caution when you rotate those booms to do
it slowly ninety degrees in ten seconds.

```

B) [5494, 5554] Solar array is unfirled to its full length of sixty feet once it is installed and electrically connected to the three a power channel on the starboard four truss of the station. You're on copy. Stand by. This focus position is gonna work fine at GCA complete. Copy. GCA complete. Go for unbolting. Both front bolt in r one, r two. And I've got alpha four counterclockwise two set for r one. That's a good setting. Ten to thirteen turns and the bolt's going to spring out when fully released. Just a caution when you rotate those booms to do it slowly ninety degrees in ten seconds. Copy that. Ten to thirteen turns right in there.

ASSISTANT: A

An example query:

[654395] Hey, Bobby. Yeah. The width or sorry. The the hook is too small compared to the I get between the holes. So the the hook the hook does not go in. Copy, Okey. I may need to come from the port starboard side of the hole, whereas it is a little bit thinner. To be able to get the hook in there. I think it's the same diameter, and, Yes. The sixteen g. Oh, I see what you're saying.

Is transcription A or B from the same task as the above transcription?

A) [21777, 21837] Copy all, Thomas. Hey, Bobby. Yeah. The width or sorry. The the hook is too small compared to the I get between the holes. So the the hook the hook does not go in. Copy, Okey. I may need to come from the port starboard side of the hole, whereas it is a little bit thinner. To be able to get the hook in there. I think it's the same diameter, and, Yes.

B) [21789, 21849] Hey, Bobby. Yeah. The width or sorry. The the hook is too small compared to the I get between the holes. So the the hook the hook does not go in. Copy, Okey. I may need to come from the port starboard side of the hole, whereas it is a little bit thinner. To be able to get the hook in there. I think it's the same diameter, and, Yes. The sixteen g. Oh, I see what you're saying. So now between the holes, that's all and the opening. Hey, from good words.

F Additional Experiments

F.1 Ablation Study on Fine-tuning Data Size

We conduct experiments to explore the impact of data size on all-layer fine-tuning InternVideo on the step recognition task. In Fig. A9(a), we ablate the number of samples drawn from each video in the training set. The model performance first rises as the data size grows, then becomes saturated when more than 500 samples are drawn from each video (5k samples in total). This indicates that the number of training samples per video is not the bottleneck for our fine-tuning approach.

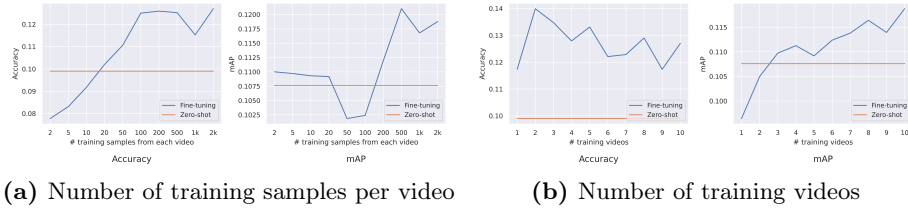


Fig. A9: Ablation studies on training data size. (a) Varying number of training samples per video (10 training videos in total). (b) Varying number of training videos (2000 training samples from each video). We full-layer fine-tune InternVideo with a context length of 1 minute. The blue curves are the fine-tuning performances while the orange straight lines are the zero-shot performances on the corresponding metrics.

Table A6: Last-layer fine-tuning performances of different pretrained models on the step recognition task. They are used to plot Fig. 3(a) and (b).

Method	$w = 1$ min		$w = 2$ min		$w = 3$ min		$w = 5$ min		$w = 10$ min		$w = 15$ min		$w = 20$ min	
	Acc.	mAP	Acc.	mAP	Acc.	mAP	Acc.	mAP	Acc.	mAP	Acc.	mAP	Acc.	mAP
EgoVLP	6.65	8.08	7.58	9.5	9.75	10.41	9.18	10.26	8.85	9.67	6.08	8.25	7.53	9.03
VideoCLIP	8.45	9.63	8.97	10.42	9.07	11.27	9.24	9.83	7.03	10.16	8.0	9.64	7.36	8.61
InternVideo	10.32	12.09	11.09	11.96	11.15	11.96	9.94	12.14	10.39	12.19	9.96	11.46	10.17	10.38
SentTransformer	9.4	10.94	11.38	12.9	12.35	14.49	11.49	15.44	12.54	15.52	10.95	14.22	9.47	12.22

In Fig. A9(b), we vary the number of training videos, while 2k training samples are drawn from each video. The mAP curve shows a significant upward trend when the videos get more. However, the model accuracy cannot be boosted by the increased number of training videos. This suggests that more effective model fine-tuning approaches are required to improve the step recognition accuracy on Spacewalk-18.

All these experiments are conducted under a context window length of 1 minute. For different training data sizes, we keep the number of fine-tuning epochs the same. Therefore, the less training data, the smaller number of fine-tuning steps. However, we find that naively enlarging the number of training steps always leads to over-fitting.

F.2 Temporal Context Incorporation

In Sec. 6.5, we test models under varying context window lengths to investigate their capability to incorporate temporal context. The numerical results used in Fig. 3 are listed in Tab. A6 and Tab. A7. Those used in Fig. 4 are in Tab. A8.

F.3 Qualitative Results

We demonstrate a few success cases (Fig. A10, A11, A12) and failure cases (Fig. A13, A14, A15) of the zero-shot InternVideo on the step recognition task. The model makes predictions mainly based off keywords shared by the transcript

Table A7: Last-layer fine-tuning performances of different pretrained models on the intra-video retrieval task. They are used to plot Fig. 3(c).

Method	Accuracy							
	(w=)5s	10s	20s	30s	1min	2min	3min	5min
EgoVLP	53.22	53.12	55.13	51.19	53.87	52.27	51.39	50.4
VideoCLIP	52.12	51.05	51.69	49.48	51.18	51.49	51.24	51.15
InternVideo	50.25	48.49	51.19	51.97	52.8	51.59	51.83	50.66
SentTransformer	50.98	49.82	50.27	49.2	49.51	47.81	48.9	48.55

Table A8: Performances of different temporal context incorporation methods on the step recognition task. These methods are built upon frozen InternVideo. They are used to plot Fig. 4.

Method	$w = 1 \text{ min}$		$w = 2 \text{ min}$		$w = 3 \text{ min}$		$w = 5 \text{ min}$		$w = 10 \text{ min}$		$w = 15 \text{ min}$		$w = 20 \text{ min}$	
	Acc.	mAP	Acc.	mAP	Acc.	mAP	Acc.	mAP	Acc.	mAP	Acc.	mAP	Acc.	mAP
Sparse Frame Sampling	10.32	12.09	11.09	11.96	11.15	11.96	9.94	12.14	10.39	12.19	9.96	11.46	10.17	10.38
Dense Frame Sampling	10.48	12.15	11.61	12.7	10.78	12.26	10.25	12.52	10.91	12.99	-	-	-	-
LFB Avg	12.08	13.58	11.79	14.86	12.28	16.3	10.95	17.49	11.13	17.58	11.25	18.04	12.21	19.16
LFB Cat	11.09	12.81	11.8	13.78	11.81	13.93	12.32	14.77	12.14	15.27	11.6	15.5	14.1	14.77
LFB NL	10.21	12.25	10.56	14.36	11.62	15.59	10.63	14.1	11.07	16.52	11.43	15.77	11.48	19.0
LFB TF	10.08	12.61	11.06	14.38	11.36	15.03	11.53	14.79	12.07	15.84	12.27	16.59	11.0	18.41

of the spacewalk video and the caption/transcript of the step animation. Besides, it is also aware of the objects (*e.g.*, cable) and actions (*e.g.*, moving) appearing in both the spacewalk and animation videos. While the model correctly recognizes some steps, it can also lead to failure cases. Sharing keywords in the transcripts does not necessarily mean that the spacewalk clip belongs to the step. In the failure cases, we can see that the a false step may share more keywords than the true step. The model would need to utilize the semantic details in the spacewalk video and transcript to correctly determine the corresponding step.

After all-layer fine-tuning, we can find some success cases in Fig. A16 and Fig. A17 where the transcript of the spacewalk video clip provides no valuable information. In these cases, the model makes correct predictions solely according to the visual contents, demonstrating that the fine-tuning aligns the visual concepts in the form of real spacewalk videos and animated videos. However, the fine-tuned model can still make mistakes. Fig. A18 shows a failure case where more temporal contexts should be utilized to recognized the step. And Fig. A19 is an example where the model fails to distinguish two adjacent steps.

On the intra-video retrieval task, Fig. A20 and Fig. A21 show the success cases of the zero-shot EgoVLP. In these examples, the true candidates have similar visual appearances to the queries, while the false candidates do not. A model retrieving videos naively based off visual appearances can perform well in this simple scenario. However, there are more complicated test samples. In Fig. A22, none of the candidates share the same visual appearance with the query video. In Fig. A23, the scenes in the query and candidate videos are all constantly changing. The model fails to retrieve the true candidates in these examples. Understanding the video contents and incorporating the temporal contexts are necessary to solve them.











Spacewalk video clip					
					
t - 30s	t - 15s	t	t + 15s	t + 30s	
<p>Transcript: Good motion for fun. Okay. Good motion. And as you can see on your screen, now Hoberg now being moved while in that articulating portable foot restraint on the Canada arm. That Canada arm is being operated by United Arab Emirates astronauts, Soltan, Olayati, who is inside the International Space Station. Hoberg is going to be a translate To a better position to help NASA astronaut Steve Bowen remove some bolts and an anti rotation device, which will enable the roasted to be released from the pallet. Following this Hoberg will hand carry it. While on the Canada arm two, over to the 1A worksite.</p>					
<p>Label: Step 6</p>					
					
<p>Caption: EV2 attaches foot restraint to robotic arm and enters it.</p> <p>Transcript: EV two relocates the foot restraint and installs it on the space station's robotic arm. EV two ingresses the foot restraint, and then the arm will move them away from the truss.</p>					
<p>Prediction: Step 6 ✓</p>					

Fig. A10: A success case of zero-shot InternVideo on the step recognition task with $w = 1\text{min}$. In the spacewalk video clip, a robotic arm is moving with an astronaut attached on it. The model correctly recognizes it as step 6, where the astronaut should ingress the foot restraint on the robotic arm. Keywords “foot restraint”, “arm”, and “move” repeatedly appear in the spacewalk clip transcript and the step description.











Spacewalk video clip					
					
t - 30s	t - 15s	t	t + 15s	t + 30s	
<p>Transcript: Your settings are alpha three, counter three, for r four. Alpha three counter three sec zero turns on the CGT. Here you go. NASA astronaut woody Hoberg is currently working on the last of the bolts. These last two bolts release two of four mechanisms that hold the iRosa or ISS roll out solar array in its rolled up configuration.</p>					
Label: Step 8					
					
<p>Caption: EV2 release bolts on iROSA.</p> <p>Transcript: On the robotic arm, EV two is flown over to access two sets of bolts on the boom end of the upper irosa. The first two bolts will allow the boom deployment system rollers to be moved into place to help with the array deployment later in the spacewalk. The second two bolts will release two of four mechanisms that hold the erosa and its roll configuration.</p>					
Prediction: Step 8 ✓					

Fig. A11: A success case of zero-shot InternVideo on the step recognition task with $w = 1\text{min}$. In the spacewalk video clip, an astronaut is releasing a bolt using a pistol grip tool. The model correctly recognizes it as step 8, where the astronaut should release the bolts on iROSA. It is shown in the animation of step 8 that the pistol grip tool should be used to complete this step. The model captures this information and match it with the tool in the spacewalk video. Besides, keywords “release”, “bolt”, and “iROSA” appear in both the spacewalk clip transcript and the step description.











Spacewalk video clip				
				
t - 30s	t - 15s	t	t + 15s	t + 30s
<p>Transcript: For this side, verify the connector config is as expected and clean up the remaining cable slack as required. Okay. That's gonna work. Thanks, James. Alright. No. I hope that I'm getting this little line. Copy, Steve. And, Woody, we were tracking that your hand did touch a connector p twenty four. We just wanna make sure that that is still too hard stop. Good catch, and I, do our corrected move so that it's back at hard stop. And I'm gonna check Pete ten long. I can confirm all four panel connector. Copy, woody. We agree.</p>				
<p>Label: Step 19</p>				
				
<p>Caption: EV1 & EV2 electronically connect iROSA to ISS power system.</p> <p>Transcript: Both crew will then work to electrically connect the new Irosa to the ISS power system. They'll first attach four connectors to Irosa, then both will move to either side of legacy array to disconnect the old array and connect a white cable. This will allow power to flow from both the new Irosa and the legacy array to the space station power system.</p>				
<p>Prediction: Step 19 ✓</p>				

Fig. A12: A success case of zero-shot InternVideo on the step recognition task with $w = 1\text{min}$. In the spacewalk video clip, an astronaut is connecting cables. The model correctly recognizes it as step 19, where the astronaut should connect iROSA to ISS power system. The model matches the cables highlighted in the animation video with those in the spacewalk video. Keywords “connect”, “connector”, and “cable” appear in the spacewalk clip transcript and the step description.


Spacewalk video clip



t - 30s
t - 15s
t
t + 15s
t + 30s

Transcript:
And with that, we're getting views of from station once again. This is Kate Rubens who just configured the station's **airlock** and is now **heading over** to her worksite. Right here, you're looking at the view from the HEKA Camera, the high definition view on the helmet camera Of Kate Rubens, the first high definition wide angle view from this space suit, livestreamed for to from TV for the first time. On the seat of search. Copy that. And after search, my gauntlets are in place continuing outboard. Okay. Yeah. Kate Crosses in the third, that structure up or there's a thinner diameter freight, but I think it's the easiest one to translate it forward.


Label: Step 2



Caption:
EV2 **move** to P1 and install anchor hooks for safety tether.

Transcript:
EV two will pass out the two strut bags containing structure to support new solar arrays. Eighty two will **head out** to p one where he will install the anchor hooks or the crew safety tether. And this is what we call a slingshot and we'll give them a hundred and seventy feet of length that they need to get all the way out to p six.

Prediction: Step 29 ✖




Caption:
EV1 & EV2 **return** to **airlock** with bag.

Transcript:
EV two will **carry that back** to the **airlock**. Both crew members will **translate back** to the **airlock** from p six. They'll leave the slingshot out, meaning that the tethers will be strung out to p one because we'll use them again on a future EVA.

Fig. A13: A failure case of zero-shot InternVideo on the step recognition task with $w = 1\text{min}$. In the spacewalk video clip, an astronaut is moving along the handrail. This clip belongs to step 2, where the astronaut should move to P1. However, the model recognizes it as step 29, where the astronauts should move to the airlock. Synonyms of “moving” appear in the spacewalk transcript and the descriptions of both the steps. But “airlock” is shared by the spacewalk transcript and the description of step 29, which might make the model prefer step 29. In this failure case, the model does not notice from the transcript that the astronaut is moving to the worksite rather than the airlock.


Spacewalk video clip



t - 30s
t - 15s
t
t + 15s
t + 30s

Transcript:
It's on the very top portion of the configuration of the modification kit. So he's gonna get a head start and start putting that together while Kate Rubins goes and **retrieves a portable foot restraint**. It's upper right to the bracket first truck. That's affirmative, Mike. And I have PGT settings for you when you're ready. You'll be using your short PGT. And, Frank, do you want me to go inboard of the triangle on the way down Yeah. Kate, you may wanna go outboard of the trunnion and just follow your tether back.


Label: Step 6



Caption:
EV1 **retrieve portable foot restraint** with extension.

Transcript:
With a extension and head back to join EV two at the two brother worksite.

Prediction: Step 8 ✖




Caption:
EV1 set up **portable foot restraint**.

Transcript:
EV1 will set up this **portable foot restraint** or access to the mod kit installed and then translate over to the bag where both crew members will begin building what we call the upper triangle, which includes the mounting bracket and left strut and a right strut.

Fig. A14: A failure case of zero-shot InternVideo on the step recognition task with $w = 1\text{min}$. In the spacewalk video clip, an astronaut is taking something out of the bag. This clip belongs to step 6, where the astronaut should retrieve a portable foot restraint. However, the model recognizes it as step 8, where the astronaut should set up the foot restraint. “Portable foot restraint” appear in the spacewalk transcript and the descriptions of both the steps. But the model does not notice from the video and transcript that the astronaut is retrieving the foot restraint instead of setting it up.


Spacewalk video clip



t - 30s t - 15s t t + 15s t + 30s

Transcript:
 Hey, Doug. You there? I'm gonna reverse it. And and then **go away** from me. Like, thirty centimeters. K. Copy that. You want **motion** stations forward or pallet away from you thirty centimeters stand back paper. Custom options. Copy.


Label: Step 22



Caption:
 Bob **takes** the **adapter plate** to the truss.

Transcript:
 BOG **translates back** to the truss to install the adapter plate in open slot two.

Prediction: Step 28 ✗



Caption:
 Chris & Bob **move** to EP.

Transcript:
 This battery will be stowed on the adapter plate and slot two where it is no longer needed to function. Bob and Chris **returned to** the pallet to retrieve battery b.

Fig. A15: A failure case of zero-shot InternVideo on the step recognition task with $w = 1\text{min}$. In the spacewalk video clip, the transcript reveals that the astronaut intend to move. This clip belongs to step 22, where the astronaut should take the adapter plate to the truss. However, the model recognizes it as step 28, where the astronauts should move to EP. The model does not notice the adapter plate floating next to the astronaut in the spacewalk video, which makes it fail to recognize the clip as step 22.







Spacewalk video clip				
				
t - 30s	t - 15s	t	t + 15s	t + 30s
<p>Transcript: The two spacewalking astronauts in the International Space Station are flying two hundred and seventy statute miles over the South Atlantic Ocean about cross into an orbital nighttime. Okay. Yeah. That's the one I can do for you. I think this is your state together. Did they did you have on something? Two phones. Nice catch on that. I You have the brake pedal.</p>				
<p>Label: Step 29</p>				
				
<p>Caption: EV1 & EV2 return to airlock with bag.</p> <p>Transcript: EV two will carry that back to the airlock. Both crew members will translate back to the airlock from p six. They'll leave the slingshot out, meaning that the tethers will be strung out to p one because we'll use them again on a future EVA.</p>				
<p>Prediction: Step 29 ✓</p>				

Fig. A16: A success case of all-layer fine-tuned InternVideo on the step recognition task with $w = 1\text{min}$. In the spacewalk video clip, an astronaut is moving along the handrail with a bag floating behind them. The transcript does not describe anything about the astronaut’s activity. The model correctly recognizes this clip as step 29, where the astronauts should carry a bag back to the airlock. While the spacewalk clip transcript provides no valuable information, the model makes a correct prediction only based on the video.

Spacewalk video clip



t - 30s

t - 15s

t






t + 15s

t + 30s

Transcript:

That's a good secondary lower pass. K. Now you can move EV two green harp to aft external d ring. Okay. And Right. Because I'm pulling a little Okay. I can come back that over if you need. And, Kate, we're gonna have a handover in about ten seconds. So Mike Greenhark will go to the aft external dearing. Your greenhark will go to the forward external dearing.

Label: Step 31



Caption:

EV1 enter **airlock** and close hatch.

Transcript:

EV two will put the bag in the **airlock** in ingress followed by EV one we will then close the hatch.

Prediction: Step 31 ✓

Fig. A17: A success case of all-layer fine-tuned InternVideo on the step recognition task with $w = 1\text{min}$. In the spacewalk video clip, the astronauts go back to and enter the airlock. While the transcript does not describe this action, the model successfully match it with step 31, whose animation video illustrates the astronauts’ entering the airlock.

Spacewalk video clip








t - 30s
t - 15s
t
t + 15s
t + 30s

Transcript:
 She'll **stow that in place** and then **go ahead** and sweep back along her translation path and grab the **portable foot shrink**. She'll need that for some of the upcoming tasks to get a good angle on some of the installation tasks that she has for installing that **mod kit** to the to the mass canister. Okay. For goodness at fifty three eleven GreenOak. Copy. And that's the front of the case. Fifty three eleven for GreenOak. You can see the views from the high definition camera view of Kate Rubin start to get a little bit dimmer you see off on the horizon there, and orbital sun said the International Space Station was currently two hundred and seventy statute miles just south of Australia on a northeastern course across the Pacific Ocean.

Label: Step 3







Caption:
 EV1 & EV2 **move** to P6.

Transcript:
 And this is what we call a slingshot and we'll give them a hundred and seventy feet of length that they need to **get all the way out** to p six. At that point, both crew members will **translate to** p six and install their respective bags on the four bravo and two bravo.

Prediction: Step 8 ✖








Caption:
 EV1 set up **portable foot restraint**.

Transcript:
 EV1 will set up this **portable foot restraint** or access to the **mod kit** installed and then **translate** over to the bag where both crew members will begin building what we call the upper triangle, which includes the mounting bracket and left strut and a right strut.

Fig. A18: A failure case of all-layer fine-tuned InternVideo on the step recognition task with $w = 1\text{min}$. In the spacewalk video clip, an astronaut is securing a bag with a hook. And the transcript explains that she will continue to move. This clip belongs to step 3, where the astronauts should move to P6. But the model recognizes it as step 8, where the astronaut should set up the foot restraint. “Portable foot restraint” and “mod kit” appear in both the spacewalk transcript and the description of step 8, which might be the cause of the false prediction. However, these words in the spacewalk video transcript aim to explain the future steps instead of the current step. The model should incorporate more temporal context to understand that the astronaut is temporarily stowing the bag here on her way.


Spacewalk video clip



t - 30s
t - 15s
t
t + 15s
t + 30s

Transcript:
Yep. Okay. That looks like a good tie down on the **upper triangle**. And so you'll translate back around to the other side of the IEA. We'll finish closing up the **bag** up here on the full bottle side and then IQ will translate down to the two bravo side and fold up the **bag** there, and then we'll head in and ingress. Okay. You want us to both work on one **bag** of the tank or do you want me to both work on the two **bags bag**? The strap is disconnected. The strap is disconnected. It's your preference at this point, Ike. But, yeah, we we think, okay, if you're okay with it, finish closing up this **bag**. I can head down and start folding up the other **bag**. Did you do that? Yes. Okay. Give you shortly. Yes.


Label: Step 28



Caption:
EV1 & EV2 pack **bag** with tools to bring inside.

Transcript:
If not, we have plans to perform the rest of the install. On the next EVA. The crew will then pack the empty **bag** with the tools that they plan to bring inside.

Prediction: Step 27 ✗



Caption:
EV1 & EV2 build **upper triangle**.

Transcript:
And they'll work together again to build the **upper triangle** consisting of the two upper struts and the mounting bracket.

Fig. A19: A failure case of all-layer fine-tuned InternVideo on the step recognition task with $w = 1\text{min}$. In the spacewalk video clip, the astronauts are packing a bag. The word “bag” appears in the transcript for seven times. This clip is from step 28, where the astronauts should pack a bag with tools. However, the model recognize it as step 27, the one before the true step, where the astronauts should build a upper triangle. The reason might be the word “upper triangle” present in the spacewalk clip transcript. In this failure case, the model does not realize that the previous step of setting up upper triangle has already ended. It fails to segment two adjacent steps.
















Query				
				
t - 10s	t - 5s	t	t + 5s	t + 10s
<p>Step label: Step 10 - EV1 & EV2 build upper triangle</p> <p>Transcript: You can see Rubins on the left there, the suit with a red striped configuring the portable foot restraint in the center of what is the masked canister, that's the soda can looking structure off to the left that's gonna give her a good position to reach towards the top of that where that she will install the upper triangle that glover has been putting together.</p>				
Candidate 1				
				
<p>Step label: Step 10 - EV1 & EV2 build upper triangle</p> <p>Transcript: There's something called a center pad that is specifically designed to mount at the top portion of that mass canister. They're configuring their settings of the pistol grip tool, and the portable foot restraint needed before getting situated for the first assembly, the the first part of these assembling and and installing that modification kit onto the mass mass canister.</p>				
Candidate 2				
				
<p>Step label: Step 8 - EV1 set up portable foot restraint</p> <p>Transcript: That is what will eventually hold the irosa solar arrays that will be delivered later this year. At least the first two sets. Also regaining those high definition views from the helmet camera of Kate Rubens. And, like, on Mike thirteen and fourteen, those trucks were slightly lower than expected.</p>				
Label: 1	Prediction: 1	✓		

Fig. A20: A success case of zero-shot EgoVLP on the intra-video retrieval task with $w = 20s$. The model correctly retrieves candidate 1, which has a similar visual appearance to the query video.















Query				
				
<p>Step label: Step 24 - Chris puts old battery in slot A</p> <p>Transcript: Yep. Just get my good body position to see that. Good EMI band and no fog in the connectors. Two characters. Again, Cassidy is now working to install the old battery in the slot he just emptied for disposal while Bob Banking translates back to the trash to install the adapter plate in open slot number two.</p>				
Candidate 1				
				
<p>Step label: Step 22 - Bob takes the adapter plate to the truss</p> <p>Transcript: Clockwise Okay. Seven five five two. And, Bob, for you, once you make sure your ingress aid is tucked, and your tethers are clear, you can inspect the IA bolts and blind mate connectors. The IEA volts.</p>				
Candidate 2				
				
<p>Step label: Step 24 - Chris puts old battery in slot A</p> <p>Transcript: Green shorting. Right? Seventeen turns. I see the indicators in lock. You'll secure And, Chris, could you say the torque again?</p>				
Label: 2	Prediction: 2	✓		

Fig. A21: A success case of zero-shot EgoVLP on the intra-video retrieval task with $w = 20$ s. The model correctly retrieves candidate 2, which has a similar visual appearance to the query video.
















Query				
				
t - 10s	t - 5s	t	t + 5s	t + 10s
Step label: Step 6 - Drew move to ELC 2 Transcript: I Yep.				
Candidate 1				
				
Step label: Step 4 - Drew hands Luca the pump system Transcript: Now the International Space Station two hundred and sixty two statue miles over the South Atlantic making a North Eastern Lee trip should hit the western border of Africa just about twenty minutes or so. That new box, though, three hundred and fifty pounds, a hundred and fifty nine kilograms, in side, the intricate work being done on the ground to make sure everything all the connections would be easy. Or as at least as easy as possible for the two space walking astronauts, some very fine parts that are difficult to work with gloves, but, teams on the ground were able to design systems to be, easily integratable with the alpha magnetic spectrometer with minimal connections.				
Candidate 2				
				
Step label: Step 6 - Drew move to ELC 2 Transcript: Parmatona undergoing some of the Maneuvers by Jessica Meer, Jessica Meer at the hands of the robotic arm, maneuvering Luca Parmatano over to the worksite. Give us a moment while we know the load the next show cast. Wppy city by.				
Label: 2 Prediction: 1 ✗				

Fig. A22: A failure case of zero-shot EgoVLP on the intra-video retrieval task with $w = 20s$. In this example, none of the candidates has the same visual appearance as the query video. And in all the three videos, there is an astronaut standing on the robotic arm holding an equipment. The model has difficulty figuring out which candidate is in the same step as the query. More contextual information is required to understand the actions performed in these clips.
















<p>Query</p> <div style="display: flex; justify-content: space-around;">      </div> <p>Step label: Step 33 - Chris moves to airlock</p> <p>Transcript: Your bag is tethered inside the airlock. Copy.</p>					
<p>Candidate 1</p> <div style="display: flex; justify-content: space-around;">      </div> <p>Step label: Step 33 - Chris moves to airlock</p> <p>Transcript: And the thermal cover is now open. Copy. You can stow your ORU bag in the airlock and attach your waist tether to the airlock d ring extender. Okay. Copy.</p>					
<p>Candidate 2</p> <div style="display: flex; justify-content: space-around;">      </div> <p>Step label: Step 34 - Bob moves to airlock</p> <p>Transcript: You can head down towards the airlock, and you will not be putting it anymore fairly. Alright. I confirmed my right D Ring extender has a waste out there, which is gate closed and blocked. On both ends. The big hook is connected to the airlock earrings center.</p>					
<p>Label: 1 Prediction: 2 ✗</p>					

Fig. A23: A failure case of zero-shot EgoVLP on the intra-video retrieval task with $w = 20s$. In this examples, the scene in each video is constantly changing. The model cannot retrieve the correct candidate that falls in the same step as the query. As the two candidates videos are showing different astronauts performing the same action, capability of identifying the astronauts present in the videos would help in this example.