



TaskBench: Benchmarking Large Language Models for Task Automation

Yongliang Shen¹, Kaitao Song^{2†}, Xu Tan², Wenqi Zhang¹,
 Kan Ren², Siyu Yuan³, Weiming Lu^{1†}, Dongsheng Li², Yueting Zhuang^{1†}
 Zhejiang University¹, Microsoft Research Asia², Fudan University³
 {syl,luwm,zhangwenqi}@zju.edu.cn, syuyan21@m.fudan.edu.cn
 {kaitaosong, xuta, dongсли}@microsoft.com

<https://github.com/microsoft/JARVIS>

Abstract

In recent years, the remarkable progress of large language models (LLMs) has sparked interest in task automation, which involves decomposing complex tasks described by user instructions into sub-tasks and invoking external tools to execute them, playing a central role in autonomous agents. However, there is a lack of systematic and standardized benchmarks to promote the development of LLMs in task automation. To address this, we introduce TASKBENCH, a comprehensive framework to evaluate the capability of LLMs in task automation. Specifically, task automation can be divided into three critical stages: task decomposition, tool selection, and parameter prediction. To tackle the complexities inherent in these stages, we introduce the concept of Tool Graph to represent decomposed tasks and adopt a back-instruct method to generate high-quality user instructions. We propose TASKEVAL, a multi-faceted evaluation methodology that assesses LLM performance across these three stages. Our approach combines automated construction with rigorous human verification, ensuring high consistency with human evaluation. Experimental results demonstrate that TASKBENCH effectively reflects the capabilities of various LLMs in task automation. It provides insights into model performance across different task complexities and domains, pushing the boundaries of what current models can achieve. TASKBENCH offers a scalable, adaptable, and reliable benchmark for advancing LLM-based autonomous agents¹.

1 Introduction

Due to the recent advances of large language models (LLMs) [1, 2, 3, 4, 5, 6], LLM-empowered autonomous agents [7, 8, 9, 10] have unveiled remarkable potential towards artificial general intelligence and become a new rising trend in the realm of AI research. Generally, within the realm of LLM-empowered autonomous agents, task automation is considered as the most important component, which aims to leverage LLMs to autonomously analyze user instructions and accomplish their objectives. Consequently, many researchers attempt to delve deeper into LLM to enable more intelligent task automation [11, 12, 13, 14]. However, it is worth noting that a critical challenge in advancing this area is the lack of a systematic and standardized benchmark to thoroughly evaluate the

* The first two authors have equal contributions. This work was done when the first author was an intern at Microsoft Research Asia.

† Corresponding author.

¹ <https://github.com/microsoft/JARVIS/tree/main/taskbench>

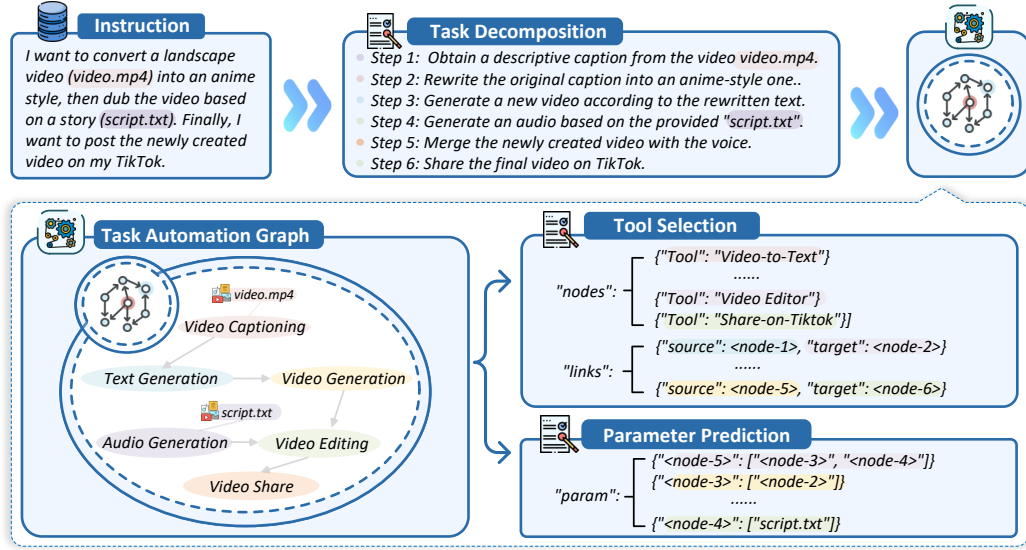


Figure 1: LLM-Based Task Automation: This process involves task decomposition, tool selection, and parameter prediction by LLM-based agents to autonomously complete tasks. Upon receiving a user request, the large language model performs task decomposition, generating a sequence of task steps. Simultaneously, it predicts the tool invocation graph, which encompasses both the selection of appropriate tools and the prediction of their parameters.

capability of LLMs in automating tasks. Therefore, creating such a benchmark to facilitate research in this area has become an urgent need.

Constructing a benchmark for task automation presents unique challenges beyond traditional NLP tasks. As shown in Figure 1, task automation involves multiple stages: task decomposition, tool selection, and parameter prediction. This complexity requires sophisticated evaluation metrics to assess LLM performance comprehensively. Real-world scenarios often feature intricate user instructions with multiple subtasks and tool dependencies, necessitating benchmarks that can simulate this complexity accurately. A key challenge lies in modeling tool dependencies, which is crucial for effective task automation but difficult to capture in both datasets and evaluation metrics. Additionally, generating a high-quality, diverse dataset that reflects real-world scenarios is challenging, as it requires creating instructions that are both natural and aligned with realistic tool usage patterns. These challenges underscore the need for a carefully designed benchmark that can accurately evaluate LLMs’ capabilities in task automation across various dimensions and scenarios.

In light of these challenges, we found that existing benchmarks fall short of adequately showcasing the full potential of LLMs in autonomous task completion. Traditional LLM benchmarks, such as MMLU [15], GSM8K [16], and AGIEval [17] assess general knowledge and reasoning skills. Recent tool-augmented LLM benchmarks have made significant strides but still fall short in various aspects. APIBench [18], ToolBench [19], and MetaTool [20] have advanced the evaluation of LLMs’ tool usage capabilities, but they often lack comprehensive assessment across all stages of task automation. For instance, MetaTool primarily focuses on tool selection, while ToolQA [21] emphasizes question-answering accuracy. Similarly, benchmarks like ToolAlpaca [22] and API-Bank [23] offer valuable insights but are limited in their evaluation scope and tool complexity modeling.

To address these limitations, we introduce TASKBENCH, a comprehensive framework for evaluating LLMs’ capabilities in task automation. Our approach integrates innovative data generation techniques with rigorous evaluation methods. We begin by introducing the concept of a Tool Graph (TG), which represents relationships and dependencies between various tools, overcoming the limitations of simple API documentation or template-based approaches used in existing benchmarks. Based on this Tool Graph, we employ a back-instruct strategy to generate high-quality user instructions from sampled subgraphs, ensuring diverse and realistic task scenarios. To guarantee the naturalness and utility of the dataset, we implement a multi-step quality control process, including structured sampling, self-critic mechanisms (both LLM-based and rule-based), and extensive human verification.

Benchmark	TaskBench	APIBench	ToolBench	MetaTool	API-Bank
Data Generation	Tool Graph + Back-Instruct	API Doc	Manual + LLM	Template Generation (Diverse, Keyword, Emotional)	API Doc
Tool Dependency	✓	✗	✗	✗	✗
Quality Control	LLM Self-critique + Rule-based Self-critique + Human Verification	Human Verification	Human Verification	Human Verification	Auto-generation + Human Verification
Evaluation	Task Decomposition + Tool Selection + Parameter Prediction	Tool Selection	Tool Selection + Parameter Prediction	Tool Usage Awareness + Tool Selection	API call correctness, response quality
Tool Complexity	Single tool to complex tool graph structures	Mainly single tool	Single to multi-tool	Single to multi-tool	Single to multi-tool
Dataset Scale	17,331 samples	2,365 samples	12,657 samples	21,127 samples	6,135 interactions

Table 1: Comparison of TaskBench with Selected Tool-Augmented LLM Benchmarks

These methods significantly enhance data quality, surpassing the verification approaches used in most existing benchmarks. Finally, we propose TASKEVAL, a multi-faceted evaluation methodology that comprehensively assesses LLM performance across task decomposition, tool selection, and parameter prediction stages, offering a more thorough evaluation than existing tool-augmented benchmarks.

Our contributions can be summarized as follows:

- We introduce TASKBENCH, a novel benchmark for evaluating LLMs in task automation, featuring an innovative data generation process that addresses the data deficiency and limitations in existing tool-augmented LLM benchmarks.
- We present TASKEVAL, a comprehensive evaluation framework that quantitatively assesses LLMs’ capabilities in task decomposition, tool selection, and parameter prediction, providing more nuanced insights than the metrics used in current benchmarks.
- The experimental results on different LLMs and additional dataset analysis demonstrate that our proposed TASKBENCH can effectively reflect the capability of LLMs in multiple dimensions with the support of TASKEVAL and show high correlations with human evaluation.

2 Related Works

Large language models (ChatGPT [2], GPT-4 [4], LLAMA [5, 24], Bard [6]) have drawn the development of autonomous agents (e.g., AutoGPT [7], HuggingGPT [8], BabyAGI [9]). These applications can be considered as a form of task automation, which uses LLMs as the controller to analyze user instructions and search for the most suitable solution (e.g., external models) to obtain answers. With the increasing demand for advanced task automation, numerous benchmarks have emerged to assess the capability of large language models LLMs to effectively interact with external tools. However, these benchmarks vary significantly in terms of data generation, tool dependency modeling, quality control mechanisms, and evaluation, as shown in Table 1.

Several benchmarks assess the interaction between LLMs and tools, primarily focusing on tool usage and API calls. APIBench [18] and ToolBench [19] use API documentation to generate tasks, but their reliance on template-based sampling can limit the logical consistency of generated tasks.

MetaTool [20] introduces template-based tool generation for decision-making, focusing on whether a tool is needed, though it lacks support for modeling complex tool dependencies. ToolAlpaca [22] explores self-instruct to generate tasks but does not adequately address dependencies between tools. Similarly, AgentBench [25] evaluates models across simulated environments but focuses more on agent-like behavior than tool interactions. Other benchmarks, like ToolAlpaca [22], ToolQA [21] and GPT4Tools [26], concentrate on task completion or QA correctness in specific domains. While these works explore how well models complete tasks by consulting external tools, they rely heavily on human verification or simple template-based generation, potentially limiting their scalability and diversity.

Unlike prior benchmarks that rely solely on API documentation or template-based task generation, TaskBench introduces a Tool Graph to model real-world dependencies between tools, simulating complex tool interactions more accurately. Furthermore, the Back-Instruct strategy aligns tool subgraphs with instructions, significantly reducing the risk of hallucination and improving data authenticity. Its unique tool graph approach, focus on dependency modeling, and multi-domain coverage make it a more reliable, practical, and scalable benchmark for evaluating LLM capabilities in complex task automation scenarios.

3 TaskBench

In this section, we introduce the construction of TASKBENCH, the benchmark meticulously designed to facilitate the development of LLMs in task automation. Specifically, unlike previous methods which use collection or instruction methods, TASKBENCH can consider the complex relationships among multiple tasks to simulate more practical and complex user instruction. Figure 2 illustrates the entire process of our method to build the datasets. More details will be introduced in the following subsections.

3.1 Preliminary: Tool Graph

Task automation in real-world scenarios often involves complex user instructions encompassing multiple sub-tasks, each potentially requiring the invocation of specific tools [27]. These sub-tasks may have temporal or resource dependencies. To capture this complexity, we introduce the concept of the Tool Graph (TG). A TG is formally defined as $\mathcal{G} = T, D$, where $T = t_1, t_2, \dots, t_n$ represents a collection of tools, and D is a set of dependencies (t_a, t_b) indicating that tool t_a depends on tool t_b . This structure offers a more effective way to organize tools and their relationships compared to traditional taxonomy trees used in [19]. In the next subsection, we will introduce how to build a tool graph and utilize it to formulate our benchmark.

3.2 Dataset Construction

To accomplish user intent, LLMs usually adopt a stepwise process (e.g., task decomposition→tool selection→parameter prediction) to analyze the user request and convert it into multiple executable tasks. Therefore, it is essential to construct the dataset and allow LLMs to evaluate their automation capability in the above process.

To guarantee that the generated user instructions could cover the expected tasks and dependencies, we adopt a back-instruct strategy to simulate data. More specifically, it can be summarized as three steps: 1) we first collect a tool repository and build a tool graph \mathcal{G} with a collection of tools and their dependencies; 2) then we sample a sub-graph from \mathcal{G} , to obtain a specified structure; 3) based on the sampled tool sub-graph, we use LLMs to generate user instruction via back-instruct. More details are introduced as below:

3.2.1 Tool Graph Construction

Building a tool graph requires us to collect many standalone tools from different sources. When combining different tools together, the dependencies among tools could be diverse, encompassing resource dependencies, temporal dependencies, environment dependencies, and so on. In our research, we mainly investigate two of them: resource and temporal dependencies. For the former one, it means the two tools can have a connection if the input type of tool t_a can match the output type of tool t_b . For the latter one, we devise tool graphs that highlight temporal dependencies, allowing any two tools

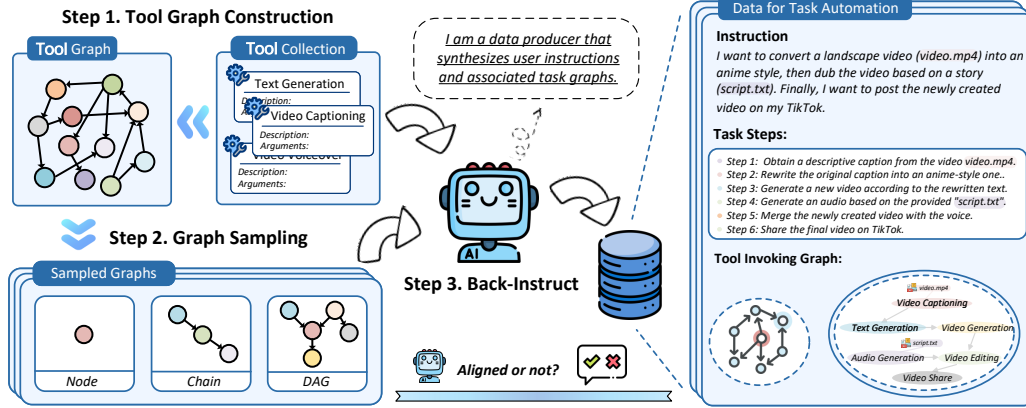


Figure 2: Construction of the TASKBENCH: Initially, the toolbox is transformed into a tool graph by establishing connections based on tool dependencies. We then sample diverse subgraphs from this tool graph, which can be individual nodes, linear chains, or directed acyclic graphs (DAGs). Using these sampled tool subgraphs, we “back-instruct” the LLM to inversely craft user instructions, task steps, and tool invocation graphs. Additionally, we employ critics to assess the consistency between the generated tool invocation graphs and the corresponding sampled tool subgraphs.

to be linked to illustrate their order. In this work, we choose three scenarios to build the datasets for our benchmark²:

Hugging Face Hugging Face [28] provides a wide variety of AI models to cover massive tasks across language, vision, audio, video, and so on. Each task defined by Hugging Face can be viewed as a tool to address a specific task. Specifically, each tool in Hugging Face has determined the type of its input and output. Hence, if tool t_a and t_b have a connection, the input type of t_a should match the output type of t_b . Guided by this principle, we constructed Hugging Face’s tool graph, comprising 23 tools and 225 edges.

Multimedia In contrast to the Hugging Face tools, which are tailored for AI tasks, the multimedia tools is broader in scope. It provides more user-centric tools like file downloader, video editor, and so on. The policy for tool connections is the same as the Hugging Face domain. Finally, we could construct a tool graph over multimedia tools with 40 nodes and 449 edges.

Daily Life APIs Sometimes, we also need some daily life services, including web search, shopping, and etc. Hence, these daily life APIs can also be considered as tools for specific tasks. However, it is worth noting that the type of dependencies among these APIs is predominantly temporal. Therefore, two daily life APIs have a successive order if they are connected. In this scenario, we can build a tool graph with 40 nodes and 1,560 edges.

3.2.2 Sampling on Tool Graph

Based on the above steps, we can sample a sub-graph from the constructed TG and keep the connections of sampled tools from the TG to capture the dependencies between tools. Following the setting of HuggingGPT, we categorize the sub-structure of a TG into three types: node, chain, and directed acyclic graph (DAG). Each type embodies a specific pattern for tool invocation:

- **Node** represents standalone tool invocations, suitable for addressing simple tasks necessitating only a single tool.
- **Chain** corresponds to sequential tool invocations, where tools need to be stepwise executed to complete a task.
- **DAG** depicts more intricate tool invocations. A tool might rely on multiple preceding tools or influence several subsequent tools.

²We present more details about these tool graphs on different domains in Appendix A.8

By sampling sub-graphs from these three substructures, we can emulate a variety of valid tool invocation patterns for user instruction. We represent the tool subgraph in \mathcal{G} as $\mathcal{G}_s = \{T_s, D_s\}$, where $T_s = \{t_{s1}, t_{s2}, \dots, t_{sk}\}$ with $k < n$ and $D_s = \{(t_{sa}, t_{sb})\}$, such that t_{sa} and t_{sb} belong to T_s . The sampling of the tool graph can be described as:

$$\text{Sample}(\mathcal{G}, \text{mode}, \text{size}) \rightarrow \mathcal{G}_s, \quad (1)$$

where the mode specifies the sampling mode (e.g., Nodes, Chains, DAGs), and the size indicates the number of tools (Here we set its range as $\{1, 2, \dots, 10\}$). These factors determine the topological nature and magnitude of the tool sub-graph in user instructions, respectively.

3.2.3 Back-Instruct

Next, based on the sampled sub-graph \mathcal{G}_s , we use LLMs to synthesize user instructions. We term this process BACK-INSTRUCT, which can be considered as a data engine to convert the sampled tools into user instruction. Specifically, given a sampled subgraph \mathcal{G}_s , we formulate the following BACK-INSTRUCT procedure, empowering LLMs to produce the corresponding instructions I :

$$\text{BackInstruct}_1(\mathcal{G}_s = (T_s, D_s)) \rightarrow I. \quad (2)$$

Here, the sampled sub-graph \mathcal{G}_s can instruct LLMs to generate user requests covering these related sub-tasks, and further with their dependencies. Such a strategy ensures the complexity and quality of the generated data.

Specifically, we note that sampled sub-graphs can only provide information on tool invocation skeletons, lacking the critical parameters for tool execution. Therefore, based on the generated instruction I in Eqn. 2, we let the LLM to populate the parameters for the tool subgraphs and generate the final tool invocation graph $\bar{\mathcal{G}}$ along with the corresponding task decomposition steps P :

$$\text{BackInstruct}_2(\mathcal{G}_s = (T_s, D_s), I) \rightarrow \{P, \bar{\mathcal{G}}\}. \quad (3)$$

3.2.4 Quality Control Mechanisms

To ensure high-quality data, we implement a multi-step quality control process:

Self-Critic Mechanisms: As we introduce a self-critic mechanism to check and filter out the generated instruction to guarantee quality. Here, we offer two variants: LLM-based and rule-based. The former aims to use LLM to check the alignments between the generated data and the sampled tool sub-graph. While the latter uses straightforward rules to determine the alignment between the tool graphs in created data and the sampled tool graphs. Here, we use the nodes and edges of the sampled graph to determine the consistency. Figure 2 illustrates each step of our data engine to simulate user instructions.

Human Verification: We implemented a rigorous human verification process to further ensure the quality and coherence of the dataset. Human experts reviewed the generated instructions across different task complexities and confirmed their logical consistency and alignment with the intended tasks. Before beginning the verification process, we provided detailed instructions and conducted a calibration session for all experts. This session was essential to standardize the evaluation criteria across different reviewers and ensure consistency in their assessments. During this calibration, we provided sample cases and discussed the scoring criteria (naturalness, complexity, alignment) to align the understanding among the experts. This verification process covered instructions generated from sub-graphs of varying sizes, ensuring that the instructions are meaningful and practical. This comprehensive review provides additional assurance that the dataset meets high standards of quality.

Based on the above steps, we build TASKBENCH across three domains, which use GPT-4 as the data engine. The ratio of different modes (i.e., Node, Chain, DAG) is set as 3 : 7 : 8 for sampling and the ratio for the number of different tools is set as $\{0.1, 0.2, 0.3, 0.2, 0.1, 0.05, 0.025, 0.025, 0.025\}$. More detailed designs about our data engine and the statistics of the constructed datasets are provided in the Appendix A.5.

3.3 Evaluation of the Dataset Quality

To illustrate the quality of the TASKBENCH datasets, we conducted comprehensive human evaluations based on generated samples. Additionally, we performed a case study and an error analysis of the datasets. For further details, please refer to Appendix A.1 and Appendix A.2.

Evaluation Metrics To evaluate the quality of datasets constructed by Back-Instruct, we designed three metrics: two metrics (i.e., Naturalness and Complexity) to assess the quality of the instructions, and one metric (i.e., Alignment) to evaluate the tool invocation graph. More details are in below:

- **Naturalness:** This metric evaluates how reasonable the instructions are, considering factors such as the typicality of dependencies between tools and their relevance to real-world applications.
- **Complexity:** This metric assesses the complexity of the instructions by examining aspects such as the depth of the task, the number of tools involved, and the interrelations among these tools.
- **Alignment:** This measures how well the tool invocation graphs align with the instructions, specifically evaluating whether the graphs effectively fulfill the user’s commands.

Each metric is scored on a scale from 1 to 5. These metrics are designed to assess the effectiveness and faithfulness of our TASKBENCH in task automation.

Comparison with Baselines To make a fair comparison, we choose two additional baselines to compare our Back-Instruct:

- **Back-Instruct (Ours):** e sample tool subgraphs and then backtranslate to instructions and further refine the tool invocation graph.
- **Back-Instruct w/o edges:** Unlike our complete Back-Instruct, this version omits edges from the sampled tool subgraphs, retaining only the tool node information in the prompts.
- **Self-Instruct:** As described by [29], this method uses manually labeled demonstrations and descriptions of all tools. We utilize GPT-4 to autonomously select tools and generate instructions along with tool invocation graphs.

Table 2: Human evaluation (rating from 1 to 5) on samples constructed by different methods. Average score rating from three human experts.

Methods	Naturalness↑	Complexity↑	Alignment↑	Overall↑
Back-Instruct	3.89	4.01	3.66	3.85
Back-Instruct w/o edges	3.44	3.27	3.62	3.44
Self-Instruct	2.18	2.01	3.64	2.61

Evaluation Results During the human evaluation, we randomly selected 50 samples from our TASKBENCH and invited three domain experts to assess their quality. To ensure a fair and unbiased evaluation, all samples were anonymized. We provided canonical samples to help these experts calibrate their assessment criteria during the annotation process. The final results are the average scores from all experts’ ratings, and are detailed in Table 2.

We observed that all methods (Self-Instruct and Back-Instruct) effectively ensured alignment. However, our method, Back-Instruct, achieved the highest scores in Naturalness and Complexity. We attribute these superior results to the realistic resource and temporal dependencies in our sampled tool subgraphs, which enable us to generate more natural and complex instructions, especially in scenarios involving multiple tools. This graph structure guides the generation process, resulting in more natural and complex instructions that reflect realistic task scenarios. The performance difference between back-instruct with and without edges further underscores the importance of capturing tool dependencies. Including edge information in the Tool Graph allows for a more comprehensive understanding of tool relationships, resulting in more natural and complex instructions.

4 TaskEval

To comprehensively evaluate LLMs’ capabilities in task automation, we introduce TASKEVAL, a systematic evaluation framework that assesses three critical aspects: task decomposition, tool selection, and parameter prediction. Unlike existing benchmarks that focus on isolated aspects of tool usage or API interactions, TASKEVAL provides a holistic assessment of the entire task automation process. To ensure standardized evaluation, we employ a consistent prompting strategy that guides each model through a structured sequence: first decomposing user requests into sub-tasks, then

Table 3: Evaluation for tool selection. Node F1 ($n\text{-}F1$) and Edge F1 ($e\text{-}F1$) for node and edge prediction. For nodes, a prediction is deemed positive if the predicted node’s ID aligns with any of the ground-truth node labels. For edges, both the source and target nodes of a predicted edge must correspond exactly. Normalized Edit Distance (NED) measures the normalized number of operations required to correct the prediction for chain structure.

TOOL SELECTION - Predicts tools and their dependencies.								
	LLM	Node	Chain		DAG		Overall	
		$n\text{-}F1 \uparrow$	$n\text{-}F1 \uparrow$	$e\text{-}F1 \uparrow$	$NED \downarrow$	$n\text{-}F1 \uparrow$	$e\text{-}F1 \uparrow$	
Hugging Face Tools	gpt-4	84.34	80.79	55.73	39.70	82.86	56.39	81.54
	gemini-pro	77.46	76.12	45.51	43.10	79.05	49.36	76.62
	claude-2	69.83	80.67	48.11	40.03	84.52	53.40	79.00
	gpt-3.5-turbo	56.91	72.63	39.92	46.52	73.79	38.55	69.49
	text-davinci-003	40.71	66.05	36.04	48.57	64.64	34.19	59.38
	mistral-7b-v0.3	60.74	67.00	25.70	52.74	68.55	26.37	65.96
	codellama-13b	43.68	55.65	17.80	62.23	52.87	13.19	53.16
	nous-hermes-13b	58.66	52.39	9.01	62.48	51.99	6.33	53.62
	vicuna-13b-v1.5	51.74	50.37	8.40	66.83	52.46	9.06	50.82
	llama-2-13b-chat	43.59	49.87	8.22	64.99	49.60	9.11	48.47
Multimedia Tools	gpt-4	97.13	89.70	69.29	28.93	92.32	71.64	90.90
	gemini-pro	73.61	82.65	55.50	35.62	85.29	57.80	81.54
	claude-2	66.16	83.95	59.22	33.41	82.98	54.28	80.94
	text-davinci-003	59.15	76.87	50.79	38.54	79.00	50.69	73.97
	gpt-3.5-turbo	53.55	76.81	50.30	39.05	78.65	49.52	72.83
	mistral-7b-v0.3	64.00	78.32	41.12	40.75	79.96	41.36	76.11
	codellama-13b	43.70	66.89	28.77	46.35	68.68	28.79	62.78
	vicuna-13b-v1.5	66.64	59.18	16.49	54.17	61.40	13.95	60.61
	nous-hermes-13b	60.58	58.53	9.47	56.02	59.39	9.57	58.97
	llama-2-13b-chat	38.02	45.14	1.62	65.29	45.95	2.11	43.87
Daily Life APIs	gpt-4	95.97	97.06	83.47	38.69	96.41	42.01	96.91
	claude-2	79.57	95.36	80.68	39.93	93.85	41.04	93.52
	gemini-pro	76.15	92.79	64.58	41.64	89.68	28.42	90.75
	gpt-3.5-turbo	52.18	90.80	70.66	43.50	86.94	30.85	85.37
	text-davinci-003	68.49	82.15	60.12	47.14	76.81	24.54	80.42
	codellama-13b	89.75	87.80	65.92	44.42	83.61	27.47	87.73
	mistral-7b-v0.3	81.55	80.52	50.95	51.80	79.17	25.04	80.54
	vicuna-13b-v1.5	80.59	73.74	13.24	51.43	67.92	5.62	75.67
	nous-hermes-13b	82.50	71.17	3.55	53.47	70.65	2.86	73.45
	llama-2-13b-chat	34.11	57.61	20.13	67.06	56.18	8.42	55.77

selecting appropriate tools with parameters, and finally constructing a complete tool invocation graph. For our evaluations, we primarily focus on the GPT series [1, 2, 4], Gemini [3], Claude [30] and open-source LLMs [5, 31, 32, 33, 34, 35]. For comprehensive evaluations of other open-source LLMs [36, 37, 38], please refer to Appendix A.7.

4.1 Task Decomposition

To evaluate LLMs’ ability to understand and break down complex tasks, we assess the quality of task decomposition through three complementary ROUGE metrics: **Rouge-1 (R1)**, **Rouge-2 (R2)**, and **Rouge-L (RL)**. Our analysis, presented in Table 12, reveals several key findings: (1) GPT-4 consistently demonstrates superior task decomposition abilities, achieving approximately 10% higher scores in both R1 and R2 compared to other models. This performance gap indicates its enhanced capability to understand and structure complex tasks. (2) Codellama-13b shows particular strength in the "Daily Life APIs" domain, achieving scores of 89.86 in R1 and 83.27 in R2, suggesting that code-centric pre-training enhances the ability to understand structured task sequences. (3) The performance gap between models widens as task complexity increases, indicating that advanced reasoning capabilities become more crucial for complex task decomposition.

Table 4: Evaluation for parameter prediction of tools. *t-F1* evaluate the pair of (task, parameter name), *v-F1* evaluate the triple of (task, parameter name, parameter value).

TOOL PARAMETER PREDICTION - Predicts parameters for the tool execution.									
LLM		Node		Chain		DAG		Overall	
		<i>t-F1</i> ↑	<i>v-F1</i> ↑	<i>t-F1</i> ↑	<i>v-F1</i> ↑	<i>t-F1</i> ↑	<i>v-F1</i> ↑	<i>t-F1</i> ↑	<i>v-F1</i> ↑
Hugging Face Tools	gpt-4	80.05	74.10	76.66	58.15	78.24	60.03	77.31	60.86
	gemini-pro	67.63	56.54	66.60	46.35	70.41	50.56	67.12	48.54
	claude-2	48.07	32.14	66.35	45.57	68.59	48.19	63.00	43.08
	text-davinci-003	38.51	27.43	56.90	38.76	57.03	38.90	52.53	36.04
	gpt-3.5-turbo	37.70	19.81	60.96	41.15	61.33	42.89	55.88	36.32
	mistral-7b-v0.3	29.18	13.19	46.18	26.09	45.49	28.73	42.41	23.40
	codellama-13b	20.09	12.58	36.40	21.31	33.43	20.48	32.06	18.87
	nous-hermes-13b	46.38	31.06	35.55	13.81	33.06	13.69	37.51	17.66
	vicuna-13b-v1.5	29.80	20.54	32.14	13.57	32.16	15.23	31.61	15.38
	llama-2-13b-chat	25.71	13.11	28.99	11.14	30.04	13.60	28.34	11.85
Multimedia Tools	gpt-4	95.64	87.12	85.60	69.83	87.57	72.79	87.06	72.31
	gemini-pro	62.21	50.48	72.99	55.21	76.13	58.79	71.67	54.82
	claude-2	53.81	24.02	75.60	58.12	72.41	52.43	71.63	51.58
	gpt-3.5-turbo	44.94	11.96	70.53	47.76	71.82	47.95	65.91	40.80
	text-davinci-003	60.30	20.78	69.91	44.76	71.91	45.76	68.48	40.70
	mistral-7b-v0.3	30.70	14.65	61.42	41.79	62.32	42.93	55.52	36.40
	codellama-13b	32.01	16.10	52.30	32.51	53.08	33.79	48.19	29.13
	vicuna-13b-v1.5	52.72	35.55	39.31	21.00	40.05	21.40	41.62	23.62
	nous-hermes-13b	50.11	37.80	41.98	17.89	43.99	20.04	43.60	21.69
	llama-2-13b-chat	28.49	17.01	30.26	9.66	31.00	11.35	29.99	11.32
Daily Life APIs	gpt-4	95.83	76.21	97.23	70.67	95.95	69.65	97.02	71.14
	claude-2	78.12	59.43	94.72	65.30	91.83	66.39	92.71	64.72
	gemini-pro	69.88	45.41	91.66	57.93	88.50	53.91	88.95	56.22
	gpt-3.5-turbo	43.81	28.77	89.21	61.11	83.88	56.13	81.97	55.66
	text-davinci-003	61.68	45.53	80.68	54.54	76.51	51.91	78.37	53.40
	codellama-13b	86.34	71.20	84.31	61.51	80.42	60.18	84.26	62.38
	mistral-7b-v0.3	65.86	50.67	72.03	49.71	70.52	48.35	71.21	49.73
	vicuna-13b-v1.5	83.63	67.71	61.80	44.54	57.14	41.72	64.27	47.31
	nous-hermes-13b	79.69	63.29	62.64	45.32	63.26	45.74	64.47	47.22
	llama-2-13b-chat	10.39	7.32	38.89	25.37	36.43	23.40	35.11	22.94

4.2 Tool Selection

To assess LLMs’ ability to select and connect appropriate tools, we evaluate their construction of tool invocation graphs, where nodes represent individual tools and edges capture dependencies between them. We introduce three complementary metrics designed to capture different aspects of tool selection accuracy: (1) **Node F1 (n-F1)**: Evaluates the accuracy of tool selection by comparing the predicted tools with the reference set, measuring the model’s ability to identify appropriate tools for each sub-task. (2) **Edge F1 (e-F1)**: Assesses the model’s understanding of tool dependencies by comparing the predicted connections between tools with the reference graph, capturing the ability to understand tool interaction patterns. (3) **Normalized Edit Distance (NED)**: Specifically measures the sequential accuracy in chain structures, evaluating how well models understand and maintain the correct order of tool operations.

Results in Table 3 reveal several important patterns: (1) Edge prediction consistently proves more challenging than node prediction, with F1 score differences of approximately 20% across all models, indicating that understanding tool relationships is more complex than identifying individual tools. (2) Performance varies significantly with task structure complexity - while open-source models like Mistral-7b and CodeLlama-13b compete well with GPT-3.5-Turbo on simpler node structures, they show notable limitations when handling more complex dependencies. (3) GPT-4 maintains more consistent performance across different structure types, suggesting better generalization to complex tool interactions.

4.3 Parameter Prediction

To evaluate LLMs’ ability to correctly configure tools for execution, we assess parameter prediction through two comprehensive metrics: (1) **Parameter Name F1 (t-F1)**: Measures the accuracy in identifying required parameters for each tool, evaluating the model’s understanding of tool specifications; (2) **Parameter Name & Value F1 (v-F1)**: Evaluates both parameter identification and value assignment accuracy, assessing the model’s ability to provide correct and contextually appropriate parameter values.

The results are detailed in Table 4. GPT-4 demonstrates remarkable robustness in capturing the nuances of both parameter names and values, essential for precise task execution. LLMs such as Claude-2 and Gemini-Pro show competitive results in some domains but still fall short of the benchmarks set by GPT-4. In contrast, open-source LLMs, while performing adequately in some categories, generally exhibit lower *v-F1* scores. This discrepancy highlights a critical area for improvement in task automation capabilities, particularly in the precision of parameter prediction. This insight points to the need for advancements in model training to enhance the effectiveness of LLMs in real-world applications.

4.4 Analysis

Our comprehensive evaluation reveals several key factors that influence task automation performance:

Fundamental Capabilities 1) *Reasoning*: The success of LLMs in task automation largely depends on their ability to solve complex problems and reason effectively. For instance, the GPT series exhibits superior reasoning skills in mathematical and coding tasks, indicative of its robust capabilities in task planning and tool usage. 2) *Instruction Following*: Models specifically fine-tuned for instruction following, such as Vicuna-13b and WizardLLM-13b, tend to outperform others like Llama-2-13b. Notably, WizardLLM-13b exhibits a marked improvement over Vicuna-13b, highlighting the impact of sophisticated instruction fine-tuning on performance.

Contributing Factors 1) *Code Pre-training*: Models with extensive code pre-training, such as Code-Llama, surpass other LLMs in task automation. Our data shows an average improvement of 4.45% in tool prediction and 12.76% in parameter prediction across various domains, underscoring the necessity of structured text for connecting automation stages. 2) *Alignment*: Models employing human alignment techniques (e.g., the GPT series with RLHF) show enhanced task automation capabilities compared to their open-source counterparts, indicating that RLHF promotes more generalized reasoning skills and mitigates instruction-specific overfitting.

4.5 Consistency with Human Evaluation

To validate TASKEVAL’s effectiveness as a benchmark, we analyze its correlation with human evaluations using two statistical measures: Kendall’s τ and Spearman’s ρ . Our results in Table 9 demonstrate strong correlations (average $\tau = 0.89$, $\rho = 0.78$), confirming that our automated metrics align well with human judgment of task automation quality.

5 Conclusion

In this paper, we introduce TASKBENCH, a benchmark designed to evaluate the performance of LLMs in task automation. We begin by outlining the three critical stages of task automation for LLMs: task decomposition, tool selection, and tool parameter prediction. The performance in these stages reflects the overall capability of LLMs in task automation, motivating the construction of specialized evaluation datasets. To this end, we present the concept of Tool Graph, which aggregates various tools along with their interconnections. Using our curated datasets, we further introduce TASKEVAL, which comprises systematic evaluation metrics for task automation. The experimental results reveal the performance of current mainstream LLMs in task automation and analyze the factors influencing their autonomous task execution. The results also validate the effectiveness of TASKBENCH in assessing LLMs’ performance in task automation. Looking forward, we plan to expand our benchmark to include more domains and develop more advanced metrics to further explore the potential of LLMs in task automation and the development of powerful autonomous agents.

References

- [1] Tom B. Brown, Benjamin Mann, Nick Ryder, Melanie Subbiah, Jared Kaplan, Prafulla Dhariwal, Arvind Neelakantan, Pranav Shyam, Girish Sastry, Amanda Askell, Sandhini Agarwal, Ariel Herbert-Voss, Gretchen Krueger, Tom Henighan, Rewon Child, Aditya Ramesh, Daniel M. Ziegler, Jeffrey Wu, Clemens Winter, Christopher Hesse, Mark Chen, Eric Sigler, Mateusz Litwin, Scott Gray, Benjamin Chess, Jack Clark, Christopher Berner, Sam McCandlish, Alec Radford, Ilya Sutskever, and Dario Amodei. Language models are few-shot learners. In *NeurIPS*, pages 1–25, 2020.
- [2] Long Ouyang, Jeffrey Wu, Xu Jiang, Diogo Almeida, Carroll L. Wainwright, Pamela Mishkin, Chong Zhang, Sandhini Agarwal, Katarina Slama, Alex Ray, John Schulman, Jacob Hilton, Fraser Kelton, Luke Miller, Maddie Simens, Amanda Askell, Peter Welinder, Paul F. Christiano, Jan Leike, and Ryan Lowe. Training language models to follow instructions with human feedback. In *NeurIPS*, volume 35, pages 27730–27744, 2022.
- [3] Gemini Team, Rohan Anil, Sebastian Borgeaud, Yonghui Wu, Jean-Baptiste Alayrac, Jiahui Yu, Radu Soricut, Johan Schalkwyk, Andrew M Dai, Anja Hauth, et al. Gemini: a family of highly capable multimodal models. *arXiv preprint arXiv:2312.11805*, 2023.
- [4] OpenAI. GPT-4 technical report. *CoRR*, abs/2303.08774, 2023.
- [5] Hugo Touvron, Thibaut Lavril, Gautier Izacard, Xavier Martinet, Marie-Anne Lachaux, Timothée Lacroix, Baptiste Rozière, Naman Goyal, Eric Hambro, Faisal Azhar, Aurélien Rodriguez, Armand Joulin, Edouard Grave, and Guillaume Lample. Llama: Open and efficient foundation language models. *CoRR*, abs/2302.13971, 2023.
- [6] Rohan Anil, Andrew M. Dai, Orhan Firat, Melvin Johnson, Dmitry Lepikhin, Alexandre Passos, Siamak Shakeri, Emanuel Taropa, Paige Bailey, Zhifeng Chen, Eric Chu, Jonathan H. Clark, Laurent El Shafey, Yanping Huang, Kathy Meier-Hellstern, Gaurav Mishra, Erica Moreira, Mark Omernick, Kevin Robinson, Sebastian Ruder, Yi Tay, Kefan Xiao, Yuanzhong Xu, Yujing Zhang, Gustavo Hernández Ábrego, Junwhan Ahn, Jacob Austin, Paul Barham, Jan A. Botha, James Bradbury, Siddhartha Brahma, Kevin Brooks, Michele Catasta, Yong Cheng, Colin Cherry, Christopher A. Choquette-Choo, Aakanksha Chowdhery, Clément Crepy, Shachi Dave, Mostafa Dehghani, Sunipa Dev, Jacob Devlin, Mark Díaz, Nan Du, Ethan Dyer, Vladimir Feinberg, Fangxiaoyu Feng, Vlad Fienber, Markus Freitag, Xavier Garcia, Sebastian Gehrmann, Lucas Gonzalez, and et al. Palm 2 technical report. *CoRR*, abs/2305.10403, 2023.
- [7] Significant Gravitas. Auto-gpt: An autonomous gpt-4 experiment. <https://github.com/Significant-Gravitas/Auto-GPT>, 2023.
- [8] Yongliang Shen, Kaitao Song, Xu Tan, Dongsheng Li, Weiming Lu, and Yueting Zhuang. Hugginggpt: Solving AI tasks with chatgpt and its friends in huggingface. *CoRR*, abs/2303.17580, 2023.
- [9] Yohei Nakajima. Babyagi. <https://github.com/yoheinakajima/babyagi>, 2023.
- [10] Yaobo Liang, Chenfei Wu, Ting Song, Wenshan Wu, Yan Xia, Yu Liu, Yang Ou, Shuai Lu, Lei Ji, Shaoguang Mao, Yun Wang, Linjun Shou, Ming Gong, and Nan Duan. Taskmatrix.ai: Completing tasks by connecting foundation models with millions of apis. *CoRR*, abs/2303.16434, 2023.
- [11] Sirui Hong, Xiawu Zheng, Jonathan Chen, Yuheng Cheng, Jinlin Wang, Ceyao Zhang, Zili Wang, Steven Ka Shing Yau, Zijuan Lin, Liyang Zhou, Chenyu Ran, Lingfeng Xiao, and Chenglin Wu. MetaGPT: Meta Programming for Multi-Agent Collaborative Framework, August 2023.
- [12] Guohao Li, Hasan Abed Al Kader Hammoud, Hani Itani, Dmitrii Khizbullin, and Bernard Ghanem. CAMEL: Communicative Agents for "Mind" Exploration of Large Scale Language Model Society, March 2023.
- [13] Joon Sung Park, Joseph C. O’Brien, Carrie J. Cai, Meredith Ringel Morris, Percy Liang, and Michael S. Bernstein. Generative Agents: Interactive Simulacra of Human Behavior, April 2023.

- [14] Guanzhi Wang, Yuqi Xie, Yunfan Jiang, Ajay Mandlekar, Chaowei Xiao, Yuke Zhu, Linxi Fan, and Anima Anandkumar. Voyager: An Open-Ended Embodied Agent with Large Language Models, May 2023.
- [15] Dan Hendrycks, Collin Burns, Steven Basart, Andy Zou, Mantas Mazeika, Dawn Song, and Jacob Steinhardt. Measuring massive multitask language understanding. In *ICLR*, 2021.
- [16] Karl Cobbe, Vineet Kosaraju, Mohammad Bavarian, Mark Chen, Heewoo Jun, Lukasz Kaiser, Matthias Plappert, Jerry Tworek, Jacob Hilton, Reiichiro Nakano, Christopher Hesse, and John Schulman. Training verifiers to solve math word problems. *CoRR*, abs/2110.14168, 2021.
- [17] Wanjun Zhong, Ruixiang Cui, Yiduo Guo, Yaobo Liang, Shuai Lu, Yanlin Wang, Amin Saied, Weizhu Chen, and Nan Duan. Agieval: A human-centric benchmark for evaluating foundation models. *CoRR*, abs/2304.06364, 2023.
- [18] Shishir G Patil, Tianjun Zhang, Xin Wang, and Joseph E Gonzalez. Gorilla: Large language model connected with massive apis. *arXiv preprint arXiv:2305.15334*, 2023.
- [19] Yujia Qin, Shihao Liang, Yining Ye, Kunlun Zhu, Lan Yan, Yaxi Lu, Yankai Lin, Xin Cong, Xiangru Tang, Bill Qian, Sihan Zhao, Runchu Tian, Ruobing Xie, Jie Zhou, Mark Gerstein, Dahai Li, Zhiyuan Liu, and Maosong Sun. ToolLLM: Facilitating Large Language Models to Master 16000+ Real-world APIs, July 2023.
- [20] Yue Huang, Jiawen Shi, Yuan Li, Chenrui Fan, Siyuan Wu, Qihui Zhang, Yixin Liu, Pan Zhou, Yao Wan, Neil Zhenqiang Gong, and Lichao Sun. Metatool benchmark: Deciding whether to use tools and which to use. *arXiv preprint arXiv: 2310.03128*, 2023.
- [21] Yuchen Zhuang, Yue Yu, Kuan Wang, Haotian Sun, and Chao Zhang. ToolQA: A Dataset for LLM Question Answering with External Tools, June 2023.
- [22] Qiaoyu Tang, Ziliang Deng, Hongyu Lin, Xianpei Han, Qiao Liang, and Le Sun. Toolalpaca: Generalized tool learning for language models with 3000 simulated cases. *CoRR*, abs/2306.05301, 2023.
- [23] Minghao Li, Feifan Song, Bowen Yu, Haiyang Yu, Zhoujun Li, Fei Huang, and Yongbin Li. API-Bank: A Benchmark for Tool-Augmented LLMs, April 2023.
- [24] Hugo Touvron, Louis Martin, Kevin Stone, Peter Albert, Amjad Almahairi, Yasmine Babaei, Nikolay Bashlykov, Soumya Batra, Prajjwal Bhargava, Shruti Bhosale, Dan Bikel, Lukas Blecher, Cristian Canton Ferrer, Moya Chen, Guillem Cucurull, David Esiobu, Jude Fernandes, Jeremy Fu, Wenyin Fu, Brian Fuller, Cynthia Gao, Vedanuj Goswami, Naman Goyal, Anthony Hartshorn, Saghar Hosseini, Rui Hou, Hakan Inan, Marcin Kardas, Viktor Kerkez, Madian Khabsa, Isabel Kloumann, Artem Korenev, Punit Singh Koura, Marie-Anne Lachaux, Thibaut Lavril, Jenya Lee, Diana Liskovich, Yinghai Lu, Yuning Mao, Xavier Martinet, Todor Mihaylov, Pushkar Mishra, Igor Molybog, Yixin Nie, Andrew Poulton, Jeremy Reizenstein, Rashi Rungta, Kalyan Saladi, Alan Schelten, Ruan Silva, Eric Michael Smith, Ranjan Subramanian, Xiaoqing Ellen Tan, Binh Tang, Ross Taylor, Adina Williams, Jian Xiang Kuan, Puxin Xu, Zheng Yan, Iliyan Zarov, Yuchen Zhang, Angela Fan, Melanie Kambadur, Sharan Narang, Aurelien Rodriguez, Robert Stojnic, Sergey Edunov, and Thomas Scialom. Llama 2: Open foundation and fine-tuned chat models. *CoRR*, abs/2307.09288, 2023.
- [25] Xiao Liu, Hao Yu, Hanchen Zhang, Yifan Xu, Xuanyu Lei, Hanyu Lai, Yu Gu, Hangliang Ding, Kaiwen Men, Kejuan Yang, Shudan Zhang, Xiang Deng, Aohan Zeng, Zhengxiao Du, Chenhui Zhang, Sheng Shen, Tianjun Zhang, Yu Su, Huan Sun, Minlie Huang, Yuxiao Dong, and Jie Tang. Agentbench: Evaluating llms as agents. *CoRR*, abs/2308.03688, 2023.
- [26] Rui Yang, Lin Song, Yanwei Li, Sijie Zhao, Yixiao Ge, Xiu Li, and Ying Shan. GPT4Tools: Teaching Large Language Model to Use Tools via Self-instruction, May 2023.
- [27] Timo Schick, Jane Dwivedi-Yu, Roberto Dessì, Roberta Raileanu, Maria Lomeli, Luke Zettlemoyer, Nicola Cancedda, and Thomas Scialom. Toolformer: Language models can teach themselves to use tools. *CoRR*, abs/2302.04761, 2023.

- [28] Thomas Wolf, Lysandre Debut, Victor Sanh, Julien Chaumond, Clement Delangue, Anthony Moi, Pierric Cistac, Tim Rault, Rémi Louf, Morgan Funtowicz, and Jamie Brew. Huggingface’s transformers: State-of-the-art natural language processing. *CoRR*, abs/1910.03771, 2019.
- [29] Yizhong Wang, Yeganeh Kordi, Swaroop Mishra, Alisa Liu, Noah A. Smith, Daniel Khashabi, and Hannaneh Hajishirzi. Self-instruct: Aligning language models with self-generated instructions. In *Proceedings of the 61st Annual Meeting of the Association for Computational Linguistics (Volume 1: Long Papers)*, pages 13484–13508, Toronto, Canada, July 2023. Association for Computational Linguistics.
- [30] Introducing the next generation of Claude. <https://www.anthropic.com/news/claude-3-family>.
- [31] Introducing Meta Llama 3: The most capable openly available LLM to date. <https://ai.meta.com/blog/meta-llama-3/>.
- [32] Wei-Lin Chiang, Zhuohan Li, Zi Lin, Ying Sheng, Zhanghao Wu, Hao Zhang, Lianmin Zheng, Siyuan Zhuang, Yonghao Zhuang, Joseph E. Gonzalez, Ion Stoica, and Eric P. Xing. Vicuna: An open-source chatbot impressing gpt-4 with 90%* chatgpt quality, March 2023.
- [33] Baptiste Rozière, Jonas Gehring, Fabian Gloeckle, Sten Sootla, Itai Gat, Xiaoqing Ellen Tan, Yossi Adi, Jingyu Liu, Tal Remez, Jérémy Rapin, et al. Code llama: Open foundation models for code. *arXiv preprint arXiv:2308.12950*, 2023.
- [34] Can Xu, Qingfeng Sun, Kai Zheng, Xiubo Geng, Pu Zhao, Jiazhan Feng, Chongyang Tao, and Daxin Jiang. Wizardlm: Empowering large language models to follow complex instructions. *arXiv preprint arXiv:2304.12244*, 2023.
- [35] Aiyuan Yang, Bin Xiao, Bingning Wang, Borong Zhang, Chao Yin, Chenxu Lv, Da Pan, Dian Wang, Dong Yan, Fan Yang, et al. Baichuan 2: Open large-scale language models. *arXiv preprint arXiv:2309.10305*, 2023.
- [36] InternLM Team. Internlm: A multilingual language model with progressively enhanced capabilities. <https://github.com/InternLM/InternLM>, 2023.
- [37] Dacheng Li, Rulin Shao, Anze Xie, Ying Sheng, Lianmin Zheng, Joseph E. Gonzalez, Ion Stoica, Xuezhe Ma, , and Hao Zhang. How long can open-source llms truly promise on context length?, June 2023.
- [38] MosaicML NLP Team. Introducing mpt-7b: A new standard for open-source, ly usable llms, 2023. Accessed: 2023-03-28.

A Appendix

A.1 Case Study of Back-Instruct

We draw some cases to intuitively show the differences between Back-Instruct, Back-Instruct w/o edges and Self-Instruct [29], as shown in Table 5. From these examples, we observe that our Back-Instruct can generate examples with more comprehensive and interconnected tool usage, reflecting higher naturalness and complexity in instruction generation.

A.2 Error Analysis

A.2.1 Error Analysis on TaskBench Dataset

Despite the advanced instruction generation and labeling capabilities of gpt-4, we admit that it is challenging to guarantee the correctness of all generated samples. To better understand our dataset and assess its accuracy, we conduct human evaluations to provide a thorough error analysis. Here, we first randomly sampled 148 samples, and our labeling team identified 18 error samples (nearly 12%) from the sampled data. We attribute these incorrect samples to five distinct error categories. Typical examples and the proportions for each category are shown in Table 6 and Figure 3:

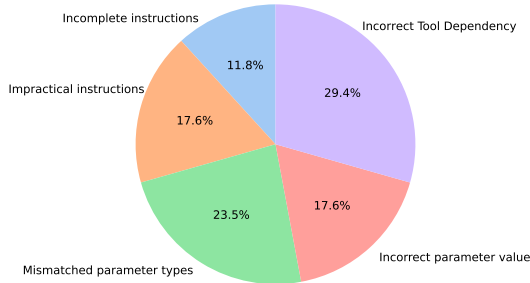


Figure 3: Error Analysis on TASKBENCH

- **Incorrect Instructions:**

- **Incomplete instructions:** This error occurs when the instructions lack the necessary details or resources for successful completion.
- **Impractical instructions:** The instructions could be irrational or impossible to execute with the capabilities of current tools.

- **Parameter Errors:**

- **Mismatched parameter types:** This error occurs when the parameters provided do not match the expected types for the used tool.
- **Incorrect parameter value:** This error is evident when the values provided for the parameters are incorrect or not suitable for the task.

- **Incorrect Tool Dependency:** This error type refers to the incorrect linking or sequencing of tools required for a task.

Based on these observed errors, we conclude that it is necessary to build a more elaborate prompt (e.g., more detailed tool-use specification and demonstrations) to describe tool parameters and tool dependencies when generating the tool invocation graph. Besides, we will also introduce more high-quality criteria to continuously improve our dataset in addition to our rule-based and LLM-based critics.

A.2.2 Error Analysis of Different LLMs in Predicting Tool Invocation Graph

We analyze the failures in predicting the tool invocation graph that occur during task automation inference. These failures can be categorized into three main groups: incorrect tool names, incorrect tool dependencies, and mismatched tool parameters. For our analysis, we randomly selected 50 predictions, and the distribution of each error type across different LLMs is detailed in Table 7. We observed that:

- gpt-4 demonstrates the fewest errors in all categories, indicating a higher accuracy in predicting the tool invocation graph.
- gpt-3.5-turbo and code-llama-13b show a progressively higher number of errors. Notably, the ‘Incorrect Tool Dependency’ is the most common across all models, highlighting the challenge LLMs face in predicting accurate parameters for tools.

Table 5: Comparative analysis of Back-Instruct, Back-Instruct w/o edges, and Self-Instruct.

Method	Tools	Instruction	Tool Invocation Graph
Back-Instruct	<pre>"sampled_nodes": [{"id": "Audio-to-Image"}, {"id": "Image Colorizer"}, {"id": "Image Stitcher"}, {"id": "Image Style Transfer"}, {"id": "Image-to-Text"}], "sampled_links": [{"source": "Image Style Transfer", "target": "Image Stitcher"}, {"source": "Audio-to-Image", "target": "Image Colorizer"}, {"source": "Image Colorizer", "target": "Image Colorizer"}, {"source": "Image Colorizer", "target": "Image Style Transfer"}]</pre>	<p>I am working on a project where I've created some music and I've saved that music in an 'example.wav' file. I also have an image 'example.jpg' that I want to impart some visual appeal. Could you help me create a visual representation of my audio file that merges well with my image, applies a colorful vibe to it with 'example_style.jpg' as reference, and finally, if there is any text in my final stylized image, please extract it?</p>	<pre>{"task_nodes": [{"task": "Audio-to-Image", "arguments": ["example.wav"]}, {"task": "Image Stitcher", "arguments": ["example.jpg", "<node-0>"]}, {"task": "Image Colorizer", "arguments": ["<node-1>", "example_style.jpg"]}, {"task": "Image-to-Text", "arguments": ["<node-2>"]}], "links": [{"source": "Audio-to-Image", "target": "Image Stitcher"}, {"source": "Image Stitcher", "target": "Image Colorizer"}, {"source": "Image Colorizer", "target": "Image-to-Text"}]}</pre>
Back-Instruct w/o edges	<pre>"sampled_nodes": [{"id": "Audio-to-Image"}, {"id": "Image Colorizer"}, {"id": "Image Stitcher"}, {"id": "Image Style Transfer"}, {"id": "Image-to-Text"}]</pre>	<p>I would like to create a stylized collage from 'example.jpg' and the sound of the 'example.wav' file. The visual style should be inspired by the similar image search result. The collage should be colorized, and I would like any text in the final image to be extracted.</p>	<pre>{"task_nodes": [{"task": "Audio-to-Image", "arguments": ["example.wav"]}, {"task": "Image Colorizer", "arguments": ["Image Style Transfer"]}, {"task": "Image Search (by Image)", "arguments": ["example.jpg"]}, {"task": "Image Stitcher", "arguments": ["Audio-to-Image", "example.jpg"]}, {"task": "Image Style Transfer", "arguments": ["Image Stitcher", "Image Search (by Image)"]}, {"task": "Image-to-Text", "arguments": ["Image Colorizer"]}], "links": [{"source": "Audio-to-Image", "target": "Image Stitcher"}, {"source": "Image Stitcher", "target": "Image Colorizer"}, {"source": "Image Colorizer", "target": "Image-to-Text"}, {"source": "Image-to-Text", "target": "Image Search (by Image)"}, {"source": "Image Search (by Image)", "target": "Image Style Transfer"}, {"source": "Image Style Transfer", "target": "Image Colorizer"}]}</pre>
Self-Instruct	<pre>"sampled_nodes": [{"id": "Audio-to-Image"}, {"id": "Image Colorizer"}, {"id": "Image Stitcher"}, {"id": "Image Style Transfer"}, {"id": "Image-to-Text"}]</pre>	<p>I have a black and white image of an old newspaper (example.jpg) and I want to colorize it first, then apply the style of a modern newspaper (example.png) to it, and finally extract the text from the stylized image.</p>	<pre>{"task_nodes": [{"task": "Image Colorizer", "arguments": ["example.jpg"]}, {"task": "Image Style Transfer", "arguments": ["Image Colorizer", "example.png"]}, {"task": "Image-to-Text", "arguments": ["Image Style Transfer"]}], "links": [{"source": "Image Colorizer", "target": "Image Style Transfer"}, {"source": "Image Style Transfer", "target": "Image-to-Text"}]}</pre>

Further, we present specific cases in Table 8 to elucidate the nature of prediction errors in these LLMs. Given the following example, gpt-4 correctly interpreted the task in the given example, underscoring its advanced task automation capabilities. Conversely, gpt-3.5-turbo and code-llama-13b omitted a critical tool ('Audio Downloader'), resulting in a 'Missing Required Tool' error. Additionally,

Table 6: Error Analysis on TASKBENCH.

Error Type	Example
Incomplete instructions	I have a long text and I would like to get a summarized version of it, then generate an image that represents the main idea of the summarized text.
Impractical instructions	I have a text: 'This training vid is amazing! Speed it up by 1.5x please!'. Analyze the sentiment, expand it, find the video URL and adjust the video speed.
Mismatched parameter types	<p>I want to find articles related to climate change and analyze their sentiment. Please translate non-English articles to English.</p> <pre>{ "task_nodes": [{"task": "Text Search", "arguments": ["climate change"]}, {"task": "Text Sentiment Analysis", "arguments": ["<node-0>"]}, {"task": "Text Translator", "arguments": ["<node-1>"]}, {"task_links": [{"source": "Text Search", "target": "Text Sentiment Analysis"}, {"source": "Text Sentiment Analysis", "target": "Text Translator"}]}] }</pre>
Incorrect parameter value	<p>I have two audio files from online lectures at the following URLs: 'example1.wav' and 'example2.wav'. I want them combined into a single audio file, transcribe the speech into text, and check the text for grammatical errors.</p> <pre>{ "task_nodes": [{"task": "Audio Downloader", "arguments": ["example1.wav", "example2.wav"]}, {"task": "Audio Splicer", "arguments": ["<node-0>"]}, {"task": "Audio-to-Text", "arguments": ["<node-1>"]}, {"task": "Text Grammar Checker", "arguments": ["<node-2>"]}, {"task_links": [{"source": "Audio Downloader", "target": "Audio Splicer"}, {"source": "Audio Splicer", "target": "Audio-to-Text"}, {"source": "Audio-to-Text", "target": "Text Grammar Checker"}]}] }</pre>
Incorrect Tool Dependency	<p>I want to create a more engaging version of this short text: 'Join us for a fun-filled evening!' and find some videos related to its sentiment.</p> <pre>{ "task_nodes": [{"task": "Article Spinner", "arguments": ["<node-2>"]}, {"task": "Text Expander", "arguments": ["Join us for a fun-filled evening!"]}, {"task": "Text Sentiment Analysis", "arguments": ["<node-1>"]}, {"task": "Video Search", "arguments": ["<node-2>"]}, {"task_links": [{"source": "Text Expander", "target": "Text Sentiment Analysis"}, {"source": "Text Sentiment Analysis", "target": "Article Spinner"}, {"source": "Text Sentiment Analysis", "target": "Video Search"}]}] }</pre>

Table 7: Error Distribution in Different LLMs.

	Required Tool Missing	Tool Dependency Error	Tool Parameter Error
gpt-4	0	2	3
gpt-3.5-turbo	2	8	11
code-llama-13b	4	9	13

code-llama-13b encountered compounded errors, including ‘Tool Parameter Error’ and ‘Incorrect Tool Dependency’.

Instruction:
I need an audio file downloaded from 'https://www.example.com/example.wav', then please reduce the background noise and apply a reverb effect according to my instruction 'reverb 50\%'.
Finally, combine it with the audio file 'example.wav'.
Gold tool invocation graph:
"task_nodes": [
{"task": "Audio Downloader", "arguments": ["https://www.example.com/example.wav"]},
{"task": "Audio Noise Reduction", "arguments": ["<node-0>"]},
{"task": "Audio Effects", "arguments": ["<node-1>", "reverb 50%"]},
{"task": "Audio Splicer", "arguments": ["<node-2>", "example.wav"]}]

Table 8: Case Study of Prediction Errors in LLMs.

LLM	Predicted Tool Invocation Graph	Error Type
gpt-4	<pre>{"task_nodes": [{"task": "Audio Downloader", "arguments": ["https://www.example.com/example.wav"]}, {"task": "Audio Noise Reduction", "arguments": ["<node-0>"]}, {"task": "Audio Effects", "arguments": ["<node-1>", "reverb 50%"]}, {"task": "Audio Splicer", "arguments": ["<node-2>", "example.wav"]}]}</pre>	None
gpt-3.5-turbo	<pre>{"task_nodes": [{"task": "Audio Noise Reduction", "arguments": ["https://www.example.com/example.wav"]}, {"task": "Audio Effects", "arguments": ["<node-0>", "reverb 50%"]}, {"task": "Audio Splicer", "arguments": ["<node-1>", "example.wav"]}]}</pre>	Missing Required Tool
code-llama-13b	<pre>{"task_nodes": [{"task": "Audio Noise Reduction", "arguments": ["example.wav"]}, {"task": "Audio Effects", "arguments": ["<node-0>", "reverb 50%"]}, {"task": "Audio Splicer", "arguments": ["<node-1>", "<node-0>"]}]}</pre>	Missing Required Tool Tool Parameter Error Incorrect Tool Dependency

A.3 Metrics for Ranking Consistency

To compute the consistency of two rankings where the number of observations is n , we introduce two correlation coefficients: Spearman’s ρ and Kendall’s τ . In our work, they refer to the human and TASKBENCH rankings of large language models in terms of task automation capabilities.

Spearman’s ρ measures the strength and direction of the rank association between two variables. To calculate Spearman’s ρ , start by assigning ranks to each observation in both sets of data. For any tied values, assign the average rank. Next, compute the difference in ranks between the two datasets for each observation, and then square these differences. The coefficient is calculated as follow:

$$\rho = 1 - \frac{6 \times \text{sum of squared rank differences}}{n(n^2 - 1)} \quad (4)$$

Kendall’s τ is calculated based on the consistency and inconsistency of pairs between two rankings. For both rankings, we will consider all possible pairs of items in them. For each pair of items, if the relative position is correct in both rankings, then we call this a “consistent pair”. If the relative position is wrong, then we call this an “inconsistent pair”.

$$\tau = \frac{(\text{number of concordant pairs}) - (\text{number of discordant pairs})}{n(n - 1)/2} \quad (5)$$

Ranking Consistency Between TASKBENCH and Human Evaluation We report the above metrics of TASKBENCH to investigate the consistency with human evaluations. The results are shown in Table 9. We find that the average values for Kendall’s τ and Spearman’s ρ are 0.89 and 0.78, respectively. This indicates a very positive correlation between human evaluation and our TASKBENCH, which further validates the effectiveness of our proposed framework for dataset construction.

Table 9: Alignment of TASKBENCH with human evaluation. Kendall’s τ calculates the proportion of aligned pairs, while Spearman’s ρ measures the correlation between the ranks of elements.

Correlation Metric	Hugging Face Tools	Multimedia Tools	Daily Life APIs	Average
Kendall’s τ	0.89	0.83	0.94	0.89
Spearman’s ρ	0.78	0.62	0.93	0.78

A.4 Analysis

A.4.1 Different Number of Tools

The greater the number of tool nodes the tool graphs contain, the more challenging it is for LLM to perform task automation. To make a clear understanding of the correlation between the number of nodes in the tool graph and the performance of LLMs in task automation, we conduct a detailed statistical analysis in Table 10. This analysis includes various metrics such as node-wise F1, node set accuracy, edge-wise F1, edge set accuracy, and graph accuracy, which measure the exact-match accuracy of the node set, edge set, and the entire graph, respectively.

From Table 10, we observed that as the number of tools in the tool graphs increases, there is a clear downward trend in various performance metrics such as node set accuracy, edge set accuracy, and graph accuracy. This trend confirms that tool graphs with a higher number of tools present more complex challenges for LLMs in task automation. Specifically, the result shows a significant drop in performance metrics when moving from simpler graphs (1-2 tools) to more complex ones (3 or more tools). For instance, while single-node graphs achieve a high graph accuracy of 96.16%, this metric falls to 39.31% for graphs with 6 tools and further decreases to 25.00% for 8-node graphs.

This correlation between the number of tools and the difficulty of the test cases can be attributed to the increased complexity in understanding and processing more extensive and intricate links between tools. As the number of tools grows, LLMs must handle a larger set of possible dependencies, which

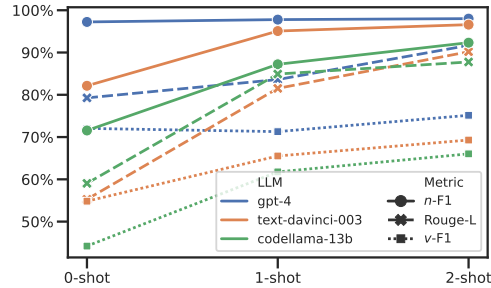


Figure 4: Performance in the few-shot setting for the Daily Life APIs domain. $R-L$ for task decomposition; $n-F1$ for tool selection; and $v-F1$ for parameter prediction.

Table 10: Task automation performance with different number of tools on GPT-4

# tool nodes	supports	node set accuracy	edge set accuracy	graph accuracy
1 (single)	2,059	96.16	-	96.16
2	278	86.33	84.53	84.53
3	1,313	67.93	60.70	60.39
4	1,280	64.29	75.62	54.37
5	731	54.03	70.53	41.58
6	290	50.34	39.31	39.31
7	151	49.66	36.42	36.42
8	60	35.00	25.00	25.00
9	55	38.18	21.81	21.81
10	64	39.06	31.25	31.25
overall	6,281	73.52	67.55	67.25

significantly challenges their predictive and analytical capabilities. The results from this analysis underline the importance of continuous advancements in LLM capabilities to keep pace with the increasing complexity of tasks in various domains.

Table 11: Performance in the few-shot setting. Rouge-L ($R-L$) reflects the performance on task decomposition; Node F1 ($n-F1$) and Edge F1 ($e-F1$) indicate the performance on tool selection; and Parameter Name F1 ($t-F1$) and Parameter Name & Value F1 ($v-F1$) indicate the performance on parameter prediction.

Shot	LLM	$R-L \uparrow$	$n-F1 \uparrow$	$e-F1 \uparrow$	$t-F1 \uparrow$	$v-F1 \uparrow$
0-shot	gpt-4	79.27	97.23	34.52	97.11	72.05
	gpt-3.5-turbo	48.72	86.45	51.77	83.85	56.34
	text-davinci-003	55.28	82.13	50.75	80.63	54.83
	codellama-13b	59.05	71.55	36.57	63.04	44.21
	wizardlm-13b	40.58	65.39	20.87	55.96	38.56
	vicuna-13b-v1.5	48.34	68.32	26.73	51.47	35.71
	nous-hermes-13b	36.58	50.44	13.96	36.32	25.07
1-shot	gpt-4	83.60	97.78	50.56	97.82	71.28
	gpt-3.5-turbo	76.16	90.87	51.14	90.18	62.31
	text-davinci-003	81.52	95.08	72.00	94.73	65.52
	codellama-13b	84.91	87.21	54.89	83.71	61.76
	vicuna-13b-v1.5	75.52	73.96	11.17	62.39	45.81
	nous-hermes-13b	73.04	72.69	2.76	63.77	46.48
	wizardlm-13b	75.96	67.93	12.26	53.59	39.08
2-shot	gpt-4	91.69	98.02	52.49	97.94	75.15
	gpt-3.5-turbo	89.07	96.03	39.72	95.28	69.04
	text-davinci-003	90.18	96.59	72.37	96.19	69.29
	codellama-13b	87.76	92.33	64.17	88.60	66.03
	nous-hermes-13b	78.88	82.42	43.55	74.68	54.39
	wizardlm-13b	80.20	79.25	33.51	70.69	52.20
	vicuna-13b-v1.5	79.67	79.84	37.50	71.45	51.82

A.4.2 Few-shot Setting

In-context learning is a crucial capability for LLMs, that can improve the performance of LLMs by providing a few examples. In TASKBENCH, we also provide a fixed number of demonstrations in the designed prompt to advance the capability of LLMs in automation. Therefore, we also investigate the effect of the number of demonstrations in our setting. The results are reported in Table 11 and Figure 4. We can find that as the number of demonstrations increases, it can receive significant improvements of LLMs at different dimensions (e.g., task decomposition, tool selection, and parameter prediction). For example, codellama-13b with a 2-shot setting can obtain 20.78% and 21.82% improvements to

the zero-shot setting in $n\text{-}F1$ and $v\text{-}F1$. These results underscore the effect of the demonstrations in improving LLMs for task automation.

A.5 Details about Back-Instruct and TaskBench

Table 15 reports the statistical information of the tool graph and our constructed TASKBENCH datasets across three domains. Notably, it is evident that the two critics we introduced play a crucial role in improving data quality. The rule-based and LLM-based critics respectively filter out an average of 15.13% and 22.73% of the samples. In addition, we invited human experts to revise and filter the data. And finally, we obtained 61.76%, 62.71%, and 60.42% of the aligned samples for the three datasets, respectively.

We utilize the following prompt template for the “Back-Instruct” Data Engine. Each sample is generated through a single prompting. We assign “instruction”, “tool invocation graph”, and “self-critics” to specific fields in the prompt, and then populate the relevant fields to complete the data generation in a single prompt.

```

Given a tool graph where tools serve as nodes and invoking chains
between tools act as edges, the following tools (nodes) are available
with their respective descriptions and input/output types:
{NODES}

These tools can be connected as follows, where the directed edges
represent invoking chains between tools:
{EDGES}

Based on the above tool graph, please skillfully generate the
corresponding task steps, user request, and tool invoking graph.

Requirements:
1. The generated user request should be clear, self-contained (with
user-specified text, image, video, audio, and content included within
the request) and practical (designed to help users solve a tangible
problem). The task steps must strictly adhere to the tool graph (nodes
and edges) and be reasonable. The tool invoking graph must align with
both the task steps and the provided tool graph.
2. The user request should be decomposable into task steps that the
tool invoking graph can solve.
3. Each task step must correspond to a tool node in both the tool
graph and the tool invoking graph. The number of task steps must equal
the number of nodes. Each tool node can only be used once.
4. If the user request requires image/audio/video resources, use files
named 'example.[jpg/mp4/wav/png]'.
5. The dependencies among task steps must be consistent with the edges
of both the tool graph and the tool invoking graph.

Now, please generate your result (with random seed {seed}) in a strict
JSON format:

{
  "task_steps": [step description for one or more steps],
  "user_request": "your high-quality and self-contained synthesized
request",
  "invoking_graph": {
    "nodes": [
      {
        "task": "tool name",
        "arguments": [either user-specified text or resource file
'example.[jpg/mp4/wav/png]' from the user request, or the
name of the dependent tool whose output this node requires
]
      }
    ],
    "links": [{"source": "tool name i", "target": "tool name j"}]
  }
}

```

```

    },
    "check_by_teacher": "This field is filled by your strict and well-
trained teacher, minor mistakes are complete intolerable to him. He
evaluated whether your synthesized user request, tool invoking graph
are valid and whether they are aligned with the given tool graph (
strictly checked step by step according to the above requirements).
Some comments from him place here (start with 'Let me check your
result step by step, and evaluate the 'Executable' and 'Correct' of
the tool invoking graph (Executable means that the tool invoking graph
executed successfully, regardless of alignment with the given tool
graph. While Correct implies that the tool invoking graph are not only
'Executable' but also strictly consistent (with strictly same nodes
and same edges) with the given tool graph). After carefully evaluating
, found some mistakes:' and end with a conclusion: 'Conclusion:
Executable: no/yes, Correct: no/yes'.)
}:"

```

A.6 Prompt for Inference

For a fair and standardized evaluation, we provide prompt templates for inference.

```

# Tools List #
FOR tool in {tool_list}:
    {tool["id"]: {tool["description"]}}
    Parameters: {tool["parameter"]}
END FOR

# GOAL #:
Based on the above tools, I want you to generate task steps and a task
graph (tool invocation graph, including nodes and edges) to address
the # USER REQUEST #. The format must be in strict JSON format, like:
{
    "task_steps": [step description for one or more steps],
    "task_nodes": [{
        "task": "tool name must be from # TOOL LIST #",
        "arguments": [a concise list of arguments for the tool. This
can be original text, a user-mentioned filename, or the tag '<
node-j>' (starting from 0) to refer to the output of the j-th
node.]
    }]
    "task_links": [{"source": "task name i", "target": "task name j
"}],
}.

# REQUIREMENTS #:
1. The generated task steps and task nodes must resolve the given user
request # USER REQUEST # perfectly. Task names must be selected from
# TASK LIST #.
2. The task steps should align strictly with the task nodes, and the
number of task steps should be the same as the task nodes.
3. The dependencies among task steps should be consistent with the
argument dependencies of the task nodes.
4. The tool arguments should align with the parameter field of # TASK
LIST #.

# EXAMPLE #:
FOR demo IN {demos}:
    # USER REQUEST #:
    {demo["user_request"]}
    # RESULT #:
    {(demo["result"])}
END FOR

# USER REQUEST #:

```

```
{{user_request}}
Now, please generate your result in strict JSON format:
# RESULT #:
```

A.7 Detail Comparison of LLMs

We present the performance of more open-source large language models [36, 37, 38] on TASKBENCH. The performance metrics for task decomposition, tool selection, and parameter prediction are shown in Table 12, Table 13, and Table 14, respectively.

Table 12: Evaluation for task decomposition. The scores for Rouge-1 (RI), Rouge-2 ($R2$), and Rouge-L (RL) for the generated step descriptions in comparison to the ground truth steps.

TASK DECOMPOSITION TASK - Step-by-step task decomposition									
LLM	Hugging Face Tools			Multimedia Tools			Daily Life APIs		
	$RI \uparrow$	$R2 \uparrow$	$RL \uparrow$	$RI \uparrow$	$R2 \uparrow$	$RL \uparrow$	$RI \uparrow$	$R2 \uparrow$	$RL \uparrow$
gpt-4	52.42	30.38	47.21	60.84	40.08	56.22	85.07	72.36	82.16
gemini-pro	45.96	24.23	40.06	53.02	31.51	46.76	54.36	27.92	47.28
claude-2	44.21	21.12	37.87	48.85	23.59	43.23	82.26	69.88	78.99
text-davinci-003	36.68	17.61	31.86	49.23	27.97	43.44	68.27	50.30	62.01
gpt-3.5-turbo	42.99	21.58	36.96	49.66	28.51	43.60	58.53	39.90	53.30
mistral-7b-v0.3	41.04	19.94	34.20	50.73	28.97	43.85	73.03	57.73	68.98
codellama-13b	38.75	18.37	33.39	44.46	23.30	39.21	89.86	83.27	86.12
wizardlm-13b	34.47	15.38	28.76	35.87	17.55	30.51	82.02	72.43	77.57
vicuna-13b-v1.5	37.12	17.03	30.77	44.75	23.75	38.92	81.76	71.76	76.86
nous-hermes-13b	37.36	16.91	30.50	35.73	16.11	29.17	78.49	68.04	73.42
codellama-7b	38.97	18.62	33.25	43.76	22.93	38.97	56.98	38.83	50.68
baichuan-13b-chat	19.93	5.97	17.94	20.41	3.77	17.50	49.43	27.25	42.74
llama-3-8b-inst	6.32	1.13	5.58	13.51	4.36	11.58	42.53	29.79	38.69
llama-2-13b-chat	39.37	18.64	32.60	26.16	7.88	22.57	45.39	22.42	38.29
internlm-chat-7b	20.53	7.16	17.73	16.64	3.56	14.65	42.94	21.02	36.91
vicuna-7b-v1.5	27.17	10.02	22.69	39.46	19.83	32.73	40.26	21.19	33.13
llama-2-7b-chat	24.12	8.68	19.31	34.51	15.91	29.57	37.06	16.49	29.02

A.8 Tools in the Tool Graph

We show some of the tools used in the construction of the tool graph, including the tool name, tool description and parameters of the tool. In the Daily Life APIs domain, we resorted to manual construction because of the scarcity of publicly available APIs. We crafted 40 APIs tailored to common daily life activities such as shopping, education, and travel. Our focus is solely on producing the API documentation without implementing the actual functionality. Some of the tools on the Hugging Face tools, Multimedia tools and Daily Life APIs domains are shown in Table 16, Table 17, and Table 18, respectively.

In order to visualize the complete tool graph we constructed, we take the Multimedia domain as an example to render the tool graph with resource dependencies. As shown in Figure 5 and 6, nodes in the graph denote tools, and directed edges indicate that the output type of the source tool matches the input type of the target tool.

Table 13: Evaluation for tool selection. $n-FI$ and $e-FI$ for node and edge prediction. NED measures the normalized number of operations required to correct the prediction for chain structure.

TOOL SELECTION TASK - Predicts tools and their dependencies.								
	LLM	Node	Chain		DAG		Overall	
		$n-FI \uparrow$	$n-FI \uparrow$	$e-FI \uparrow$	$NED \downarrow$	$n-FI \uparrow$	$e-FI \uparrow$	
Hugging Face Tools	gpt-4	84.34	80.79	55.73	39.70	82.86	56.39	81.54
	gemini-pro	77.46	76.12	45.51	43.10	79.05	49.36	76.62
	claude-2	69.83	80.67	48.11	40.03	84.52	53.40	79.00
	gpt-3.5-turbo	56.91	72.63	39.92	46.52	73.79	38.55	69.49
	text-davinci-003	40.71	66.05	36.04	48.57	64.64	34.19	59.38
	mistral-7b-v0.3	60.74	67.00	25.70	52.74	68.55	26.37	65.96
	codellama-13b	43.68	55.65	17.80	62.23	52.87	13.19	53.16
	baichuan-13b-chat	58.29	52.82	8.07	61.52	53.29	7.82	53.85
	nous-hermes-13b	58.66	52.39	9.01	62.48	51.99	6.33	53.62
	llama-2-13b-chat	43.59	49.87	8.22	64.99	49.60	9.11	48.47
	vicuna-13b-v1.5	51.74	50.37	8.40	66.83	52.46	9.06	50.82
	codellama-7b	18.81	47.70	8.52	63.55	45.20	7.17	37.59
	llama-3-8b-inst	13.01	8.81	2.86	96.00	6.62	1.88	9.27
	vicuna-7b-v1.5	36.20	44.79	3.24	69.40	43.94	2.00	42.87
	wizardlm-13b	54.69	54.50	2.22	60.55	52.93	0.92	54.40
	llama-2-7b-chat	14.89	32.61	0.71	81.01	31.47	1.38	27.30
	internlm-chat-7b	33.98	22.86	0.81	85.69	22.01	1.22	24.39
	longchat-7b-v1.5	44.97	49.11	0.52	65.74	48.41	1.04	48.18
	gpt-4	97.13	89.70	69.29	28.93	92.32	71.64	90.90
	gemini-pro	73.61	82.65	55.50	35.62	85.29	57.80	81.54
Multimedia Tools	claude-2	66.16	83.95	59.22	33.41	82.98	54.28	80.94
	text-davinci-003	59.15	76.87	50.79	38.54	79.00	50.69	73.97
	gpt-3.5-turbo	53.55	76.81	50.30	39.05	78.65	49.52	72.83
	mistral-7b-v0.3	64.00	78.32	41.12	40.75	79.96	41.36	76.11
	codellama-13b	43.70	66.89	28.77	46.35	68.68	28.79	62.78
	codellama-7b	40.43	56.15	16.90	54.36	57.55	16.71	53.29
	vicuna-13b-v1.5	66.64	59.18	16.49	54.17	61.40	13.95	60.61
	nous-hermes-13b	60.58	58.53	9.47	56.02	59.39	9.57	58.97
	wizardlm-13b	55.13	50.57	4.92	58.46	49.38	5.52	51.24
	llama-3-8b-inst	22.47	14.90	5.67	92.91	15.64	6.18	16.01
	baichuan-13b-chat	45.59	41.96	4.95	64.28	42.05	8.46	42.51
	longchat-7b-v1.5	43.54	42.72	4.25	67.09	44.83	5.30	43.08
	vicuna-7b-v1.5	36.22	48.29	4.79	63.49	48.26	4.09	46.06
	llama-2-13b-chat	38.02	45.14	1.62	65.29	45.95	2.11	43.87
	llama-2-7b-chat	16.49	30.00	0.94	76.13	28.81	1.23	26.47
	internlm-chat-7b	36.39	22.21	1.17	84.65	22.53	1.03	23.60
Daily Life APIs	gpt-4	95.97	97.06	83.47	38.69	96.41	42.01	96.91
	claude-2	79.57	95.36	80.68	39.93	93.85	41.04	93.52
	gemini-pro	76.15	92.79	64.58	41.64	89.68	28.42	90.75
	gpt-3.5-turbo	52.18	90.80	70.66	43.50	86.94	30.85	85.37
	text-davinci-003	68.49	82.15	60.12	47.14	76.81	24.54	80.42
	codellama-13b	89.75	87.80	65.92	44.42	83.61	27.47	87.73
	mistral-7b-v0.3	81.55	80.52	50.95	51.80	79.17	25.04	80.54
	codellama-7b	40.19	62.00	31.11	59.14	58.19	13.35	59.33
	llama-3-8b-inst	25.22	57.06	27.70	72.49	45.60	7.27	52.93
	llama-2-13b-chat	34.11	57.61	20.13	67.06	56.18	8.42	55.77
	vicuna-7b-v1.5	46.51	54.01	17.43	65.38	51.68	10.68	52.73
	longchat-7b-v1.5	34.20	49.91	18.17	69.96	53.53	11.93	47.26
	wizardlm-13b	92.27	65.74	14.51	55.80	63.80	9.20	69.34
	vicuna-13b-v1.5	90.59	73.74	13.24	51.43	67.92	5.62	75.67
	baichuan-13b-chat	52.50	52.60	11.59	69.27	52.08	6.53	52.55
	internlm-chat-7b	33.08	29.28	7.06	86.26	22.22	3.62	29.14
	llama-2-7b-chat	20.11	31.68	5.40	83.87	30.88	2.80	30.17
	nous-hermes-13b	92.50	71.17	3.55	53.47	70.65	2.86	73.45

Table 14: Evaluation for tool parameter prediction. Parameter Name F1 ($t\text{-}F1$) evaluates (task, parameter name) pairs, while $v\text{-}F1$ assesses (task, parameter name, parameter value) triples.

TOOL PARAMETER PREDICTION TASK - Predicts parameters for the tool execution.									
LLM		Node		Chain		DAG		Overall	
		<i>t-F1</i> ↑	<i>v-F1</i> ↑	<i>t-F1</i> ↑	<i>v-F1</i> ↑	<i>t-F1</i> ↑	<i>v-F1</i> ↑	<i>t-F1</i> ↑	<i>v-F1</i> ↑
Hugging Face Tools	gpt-4	80.05	74.10	76.66	58.15	78.24	60.03	77.31	60.86
	gemini-pro	67.63	56.54	66.60	46.35	70.41	50.56	67.12	48.54
	claude-2	48.07	32.14	66.35	45.57	68.59	48.19	63.00	43.08
	text-davinci-003	38.51	27.43	56.90	38.76	57.03	38.90	52.53	36.04
	gpt-3.5-turbo	37.70	19.81	60.96	41.15	61.33	42.89	55.88	36.32
	mistral-7b-v0.3	29.18	13.19	46.18	26.09	45.49	28.73	42.41	23.40
	codellama-13b	20.09	12.58	36.40	21.31	33.43	20.48	32.06	18.87
	nous-hermes-13b	46.38	31.06	35.55	13.81	33.06	13.69	37.51	17.66
	wizardlm-13b	43.97	25.90	37.34	12.48	38.43	13.79	38.76	15.35
	vicuna-13b-v1.5	29.80	20.54	32.14	13.57	32.16	15.23	31.61	15.38
	baichuan-13b-chat	46.18	29.46	30.29	9.55	30.10	10.37	33.17	13.53
	longchat-7b-v1.5	34.94	19.37	33.07	11.39	34.06	13.75	33.57	13.94
	llama-2-13b-chat	25.71	13.11	28.99	11.14	30.04	13.60	28.34	11.85
	vicuna-7b-v1.5	20.82	12.56	25.85	10.10	26.09	10.94	24.65	10.81
	codellama-7b	13.31	4.48	27.47	11.97	24.94	12.36	22.50	9.20
	internlm-chat-7b	20.52	14.08	14.29	4.76	14.44	5.62	15.41	6.64
	llama-3-8b-inst	8.14	3.49	6.54	4.64	5.77	4.02	6.02	4.19
	llama-2-7b-chat	7.61	2.46	15.53	2.81	15.42	4.15	13.05	2.79
Multimedia Tools	gpt-4	95.64	87.12	85.60	69.83	87.57	72.79	87.06	72.31
	gemini-pro	62.21	50.48	72.99	55.21	76.13	58.79	71.67	54.82
	claude-2	53.81	24.02	75.60	58.12	72.41	52.43	71.63	51.58
	gpt-3.5-turbo	44.94	11.96	70.53	47.76	71.82	47.95	65.91	40.80
	text-davinci-003	60.30	20.78	69.91	44.76	71.91	45.76	68.48	40.70
	mistral-7b-v0.3	30.70	14.65	61.42	41.79	62.32	42.93	55.52	36.40
	codellama-13b	32.01	16.10	52.30	32.51	53.08	33.79	48.19	29.13
	codellama-7b	31.79	23.10	39.42	24.50	40.52	26.98	38.04	24.45
	vicuna-13b-v1.5	52.72	35.55	39.31	21.00	40.05	21.40	41.62	23.62
	nous-hermes-13b	50.11	37.80	41.98	17.89	43.99	20.04	43.60	21.69
	wizardlm-13b	49.79	33.59	36.88	14.87	36.61	18.68	39.10	18.74
	vicuna-7b-v1.5	28.79	17.79	29.73	12.48	31.38	14.12	29.72	13.74
	longchat-7b-v1.5	31.06	21.12	26.97	11.07	28.43	14.16	27.89	13.41
	baichuan-13b-chat	40.41	27.87	25.80	8.50	25.87	10.13	28.04	11.77
	llama-2-13b-chat	28.49	17.01	30.26	9.66	31.00	11.35	29.99	11.32
	llama-3-8b-inst	16.71	9.18	21.09	6.88	25.13	8.84	21.26	8.68
	internlm-chat-7b	24.01	16.04	12.45	4.81	13.21	5.54	13.75	6.09
	llama-2-7b-chat	14.00	7.03	19.73	5.38	19.20	5.78	18.27	5.84
Daily Life APIs	gpt-4	95.83	76.21	97.23	70.67	95.95	69.65	97.02	71.14
	claude-2	78.12	59.43	94.72	65.30	91.83	66.39	92.71	64.72
	gemini-pro	69.88	45.41	91.66	57.93	88.50	53.91	88.95	56.22
	gpt-3.5-turbo	43.81	28.77	89.21	61.11	83.88	56.13	81.97	55.66
	text-davinci-003	61.68	45.53	80.68	54.54	76.51	51.91	78.37	53.40
	codellama-13b	86.34	71.20	84.31	61.51	80.42	60.18	84.26	62.38
	mistral-7b-v0.3	65.86	50.67	72.03	49.71	70.52	48.35	71.21	49.73
	nous-hermes-13b	79.69	63.29	62.64	45.32	63.26	45.74	64.47	47.22
	vicuna-13b-v1.5	83.63	67.71	61.80	44.54	57.14	41.72	64.27	47.31
	wizardlm-13b	89.27	72.96	50.68	36.48	49.03	35.75	55.00	40.53
	codellama-7b	31.62	21.16	56.33	37.20	52.56	33.46	52.99	34.81
	vicuna-7b-v1.5	27.71	19.81	38.25	25.82	37.16	24.65	36.30	24.67
	baichuan-13b-chat	32.47	21.72	38.31	24.24	36.84	21.84	37.48	23.77
	llama-2-13b-chat	10.39	7.32	38.89	25.37	36.43	23.40	35.11	22.94
	llama-3-8b-inst	6.40	5.35	36.62	25.91	24.69	17.28	29.16	20.81
	longchat-7b-v1.5	14.99	12.11	28.37	19.60	31.25	22.22	25.73	18.18
	internlm-chat-7b	18.67	15.22	19.56	13.50	14.48	10.80	19.21	13.48
	llama-2-7b-chat	6.60	4.21	16.85	10.53	16.95	10.46	14.94	9.34

Table 15: Statistics for the TASKBENCH. We report the number of nodes and links of the tool graphs. “# Avg. Nodes” and “# Avg. Links” stands for the average number of nodes and links involved in one sample. We also report the sample number and average request length for the datasets.

Statistic		Hugging Face Tools	Multimedia Tools	Daily Life APIs
# Nodes of Tool Graph		23	40	40
# Links of Tool Graph		225	449	1,560
# Avg. Nodes		3.47	3.68	3.82
# Avg. Links		2.46	2.68	2.8
# Samples		12,217	8,904	7,150
- Node / Chain / DAG		3,270 / 4,302 / 4,645	2,117 / 3,145 / 3,642	1,277 / 2,716 / 3,157
Avg. Request Length		41.21	39.15	38.64
- Node / Chain / DAG		28.42 / 45.72 / 46.04	24.71 / 43.55 / 43.73	12.36 / 44.49 / 44.23
self-critic	Both critics	8,456 (69.22%)	6,281 (70.54%)	5,432 (75.97%)
	LLM-based critic	9,042 (74.01%)	6,959 (78.16%)	5,694 (79.63%)
	Rule-based critic	10,289 (84.22%)	7,363 (82.69%)	6,271 (87.70%)
Human Verification		7,546 (61.76%)	5,584 (62.71%)	4,320 (60.42%)

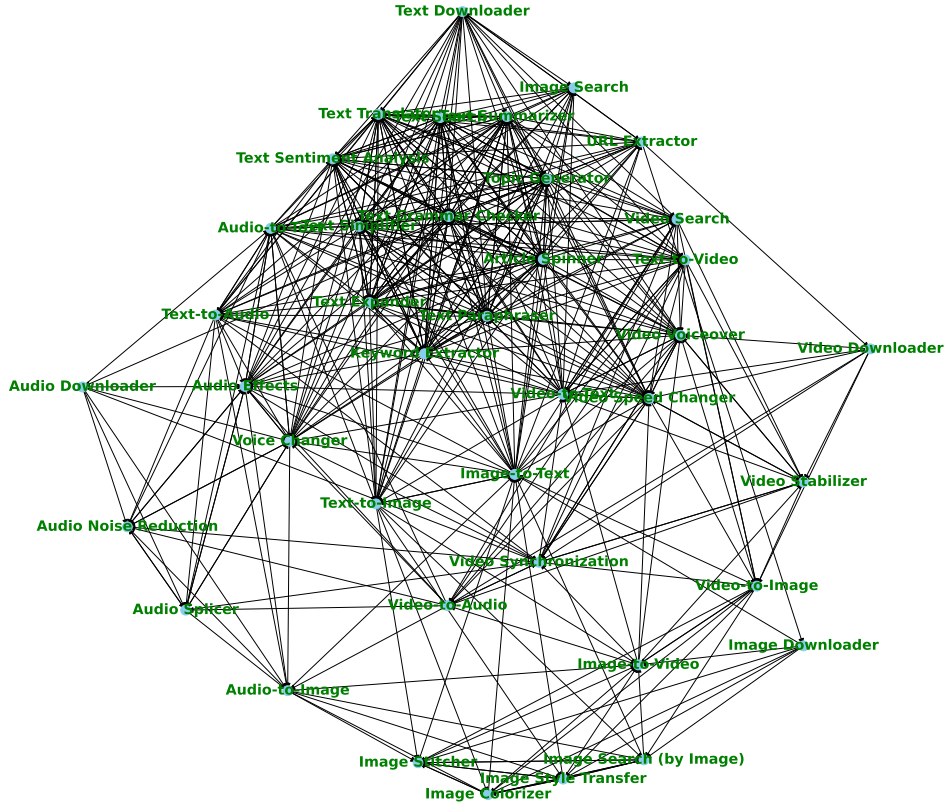


Figure 5: Constructed tool graph with resource dependencies on the Multimedia Tools domain.




Figure 6: Constructed tool graph with resource dependencies on the Hugging Face Tools domain.

Table 16: Hugging Face tools and their descriptions

Name	Description	Parameters
Translation	Translation is the task of converting text from one language to another.	['text']
Summarization	Summarization is the task of producing a shorter version of a document while preserving its important information. Some models can extract text from the original input, while other models can generate entirely new text.	['text']
Question Answering	Question Answering models can retrieve the answer to a question from a given text, which is useful for searching for an answer in a document.	['text', 'text']
Text Generation	Generating text is the task of producing new text. These models can, for example, fill in incomplete text or paraphrase.	['text']
Object Detection	Object Detection models allow users to identify objects of certain defined classes. Object detection models receive an image as input and output the images with bounding boxes and labels on detected objects.	['image']
Image Classification	Image classification is the task of assigning a label or class to an entire image. Images are expected to have only one class for each image. Image classification models take an image as input and return a prediction about which class the image belongs to.	['image']
Image-to-Image	Image-to-image is the task of transforming a source image to match the characteristics of a target image or a target image domain. Any image manipulation and enhancement is possible with image to image models.	['image']
Image-to-Text	Image to text models output a text from a given image. Image captioning or optical character recognition can be considered as the most common applications of image to text.	['image']
Text-to-Image	Generates images from input text. These models can be used to generate images based on text prompts.	['text']
Text-to-Video	Generates videos from input text. These models can be used to generate videos based on text prompts.	['text']
Visual Question Answering	Visual Question Answering is the task of answering questions based on an image.	['image', 'text']
Image Segmentation	Image Segmentation divides an image into segments where each pixel in the image is mapped to an object. This task has multiple variants such as instance segmentation, panoptic segmentation and semantic segmentation.	['image']
Depth Estimation	Depth estimation is the task of predicting depth of the objects present in an image.	['image']
Text-to-Speech	Text-to-Speech (TTS) is the task of generating natural sounding speech given text input. TTS models can be extended to have a single model that generates speech for multiple speakers and multiple languages.	['text']
Automatic Speech Recognition	Automatic Speech Recognition (ASR), also known as Speech to Text (STT), is the task of transcribing a given audio to text. It has many applications, such as voice user interfaces.	['audio']
Audio-to-Audio	Audio-to-Audio is a family of tasks in which the input is an audio and the output is one or multiple generated audios. Some example tasks are speech enhancement and source separation.	['audio']
Audio Classification	Audio classification is the task of assigning a label or class to a given audio. It can be used for recognizing which command a user is giving or the emotion of a statement, as well as identifying a speaker.	['audio']
Image Editing	Image editing is the task of modifying an image to match a given text description. It can be used to modify the attributes of an image, such as the color of an object or the background.	['text', 'image']

Table 17: Multimedia tools and their descriptions

Name	Description	Parameters
Image Downloader	Downloads an image from a given URL.	['url']
Video Downloader	Downloads a video from a given URL.	['url']
Audio Downloader	Downloads an audio file from a given URL.	['url']
Text Downloader	Downloads the text content from a given URL.	['url']
Text Search	Searches for a specific text or keyword on the internet.	['text']
Image Search	Searches for images on the internet based on a given query.	['text']
URL Extractor	Extracts URL from text	['text']
Video Search	Searches for videos on the internet based on a given query.	['text']
Text-to-Video	Generates a video based on a given text description.	['text']
Text-to-Audio	Generates an audio file based on a given text description.	['text']
Image-to-Text	Extracts text from an input image using Optical Character Recognition (OCR).	['image']
Audio-to-Text	Transcribes speech from an audio file into text.	['audio']
Video-to-Text	Transcribes speech from a video file into text.	['video']
Audio Noise Reduction	Reduces background noise or unwanted sounds from a given audio file.	['audio']
Audio Effects	Applies various audio effects to a given audio file according to human instruction, such as reverb, chorus, or equalization.	['audio', 'text']
Audio Splicer	Combines two audio files into a single output file.	['audio', 'audio']
Voice Changer	Modifies the characteristics of a recorded voice according to human instruction, such as tone, pitch, or gender.	['audio', 'text']
Text Summarizer	Summarizes a given text into a shorter version while retaining the main points.	['text']
Text Translator	Translates a given text from one language to english.	['text']
Text Sentiment Analysis	Analyzes the sentiment of a given text, identifying if it is positive, negative, or neutral.	['text']
Text Grammar Checker	Checks a given text for grammatical errors and suggests corrections.	['text']
Text Simplifier	Rewrites a given text in a simpler and more understandable manner.	['text']
Keyword Extractor	Extracts the most important keywords and phrases from a given text.	['text']
Text Paraphraser	Rewrites a given text using different words while maintaining its original meaning.	['text']
Topic Generator	Generates a list of relevant topics or ideas based on a given input.	['text']
Audio-to-Image	Generates an image that visually represents a given audio, such as a waveform or spectrogram.	['audio']
Video-to-Audio	Extracts the audio track from a given video file.	['video']
Video-to-Image	Extracts a still image from a given video.	['video']
Image Stitcher	Stitches together two input images to create a panorama or collage.	['image', 'image']
Image Colorizer	Adds color to a black and white input image using deep learning techniques.	['image']
Video Stabilizer	Stabilizes a shaky input video to produce a smoother output video.	['video']
Video Speed Changer	Adjusts the playback speed of a given video according to human instruction, either speeding it up or slowing it down.	['video', 'text']
Video Synchronization	Synchronizes the timing of an existing voiceover or audio file with the visuals of a given video.	['video', 'audio']

Table 18: Daily Life APIs and their descriptions

API Name	API Description	Parameter Names
get_news_for_topic	Get the news for a specific topic	['topic']
stock_operation	Do a specific operation on a specific stock	['stock', 'operation']
book_flight	Book a flight for a specific date, from a specific location to a specific destination	['date', 'from', 'to']
book_hotel	Book a specific hotel for a specific date	['date', 'name']
book_car	Book a car for a specific date, in a specific location	['date', 'location']
online_shopping	Buy a product from a specific website	['website', 'product']
send_email	Send an email to a specific email address	['email_address', 'content']
send_sms	Send an sms to a specific phone number	['phone_number', 'content']
share_by_social_network	Share a specific content by a specific social network	['content', 'social_network']
book_restaurant	Book a specific restaurant for a specific date	['date', 'name']
search_by_engine	Search a specific query by a specific search engine	['query', 'engine']
apply_for_job	Apply for a specific job	['job']
see_doctor_online	See a specific doctor for a specific disease	['disease', 'doctor']
consult_lawyer_online	Consult a specific lawyer for a specific legal issue	['issue', 'lawyer']
enroll_in_course	Enroll in a specific course at a specific university	['course', 'university']
buy_insurance	Buy a specific insurance from a specific insurance company	['insurance', 'company']
online_banking	Do a specific banking operation online at a specific bank	['instruction', 'bank']
daily_bill_payment	Pay a specific bill	['bill']
sell_item_online	Sell a specific item at a specific online store	['item', 'store']
do_tax_return	Do the tax return for a specific year	['year']
apply_for_passport	Apply for a passport	['country']
pay_for_credit_card	Pay for a specific credit card	['credit_card']
auto_housework_by_robot	Let a robot do a housework by following a specific instruction	['instruction']
auto_driving_to_destination	Let a car drive to a specific destination	['destination']
deliver_package	Deliver a specific package to a specific destination	['package', 'destination']
order_food_delivery	Order a specific food to be delivered to a specific location at a specific platform	['food', 'location', 'platform']
order_taxi	Order a taxi to a specific location at a specific platform	['location', 'platform']
play_music_by_title	Play a specific music by a specific title	['title']