

Exploring the hierarchical structure of human plans via program generation

Carlos G. Correa^{a,*}, Sophia Sanborn^b, Mark K. Ho^{c,d}, Frederick Callaway^c,
Nathaniel D. Daw^{a,c}, Thomas L. Griffiths^{c,d}

^a*Princeton Neuroscience Institute, Princeton University, USA*

^b*Department of Electrical and Computer Engineering, UC Santa Barbara, USA*

^c*Department of Psychology, Princeton University, USA*

^d*Department of Computer Science, Princeton University, USA*

Abstract

Human behavior is inherently hierarchical, resulting from the decomposition of a task into subtasks or an abstract action into concrete actions. However, behavior is typically measured as a sequence of actions, which makes it difficult to infer its hierarchical structure. In this paper, we explore how people form hierarchically-structured plans, using an experimental paradigm that makes hierarchical representations observable: participants create programs that produce sequences of actions in a language with explicit hierarchical structure. This task lets us test two well-established principles of human behavior: utility maximization (i.e. using fewer actions) and minimum description length (MDL; i.e. having a shorter program). We find that humans are sensitive to both metrics, but that both accounts fail to predict a qualitative feature of human-created programs, namely that people prefer programs with *reuse* over and above the predictions of MDL. We formalize this preference for reuse by extending the MDL account into a generative model over programs, modeling hierarchy choice as the induction of a grammar over actions. Our account can explain the preference for reuse and provides the best prediction of human behavior, going beyond simple accounts of compressibility to highlight a principle that guides hierarchical planning.

*Corresponding author

Email address: cgcorrea@princeton.edu (Carlos G. Correa)

1. Introduction

Human behavior has rich hierarchical structure, in which actions are grouped into abstract, higher-level actions that are used to accomplish tasks (Miller et al., 1960; Newell and Simon, 1972; Klir and Simon, 1991). However, these internal representations are not observable, so they are typically inferred from behavioral signatures of hierarchy (Rosenbaum et al., 1983). Consider the problem of *making tomato sauce for dinner*. The task can be made successively more concrete as *prepare the tomatoes* then *prepare one tomato* then *slice the tomato*. Some of these actions have highly repetitive structure, like preparing a tomato by repeatedly slicing it. While action hierarchies arise naturally from practiced behavior, they can still provide a benefit in novel settings by providing a compact representation for behavior and by radically decreasing the complexity of search for a solution.

How do people generate hierarchical plans and action hierarchies, particularly in novel settings? Since the hierarchical structure of behavior is not directly observable, standard approaches infer this structure from behavioral signatures of hierarchy. For example, in the sequence-learning literature, hierarchies are inferred based on elevated response times or error rates when switching between abstract actions (Rosenbaum et al., 1983; Verwey, 1996; Acuna et al., 2014). Similar methods are applied when investigating hierarchical planning, though additional behavioral attributes can be measured such as the particular choice of action sequence or self-reports about behavioral hierarchy (Solway et al., 2014; Huys et al., 2015; Tomov et al., 2020; Correa et al., 2023).

In order to make hierarchical plans observable, we use a process-tracing paradigm where participants are tasked with creating hierarchically-structured plan-like *programs* in an environment called Lightbot.¹ In the task, participants create a program to guide a robot that starts in a specific location (Fig. 1) and must visit all unlit lights (blue squares) to activate them. The programs must contain simple actions (e.g., `Walk`, `Activate Light`, `Turn Right`), but can also have hierarchical structure by reusing sequences of actions as *subroutines*. These programs serve as an explicit representation of a hierarchical plan, where abstract actions correspond to subroutines. In previous studies, this experimental paradigm has been used to demonstrate that people prefer compressible programs (Sanborn et al., 2018).

¹Lightbot (<https://lightbot.com>) is an educational game developed by Danny

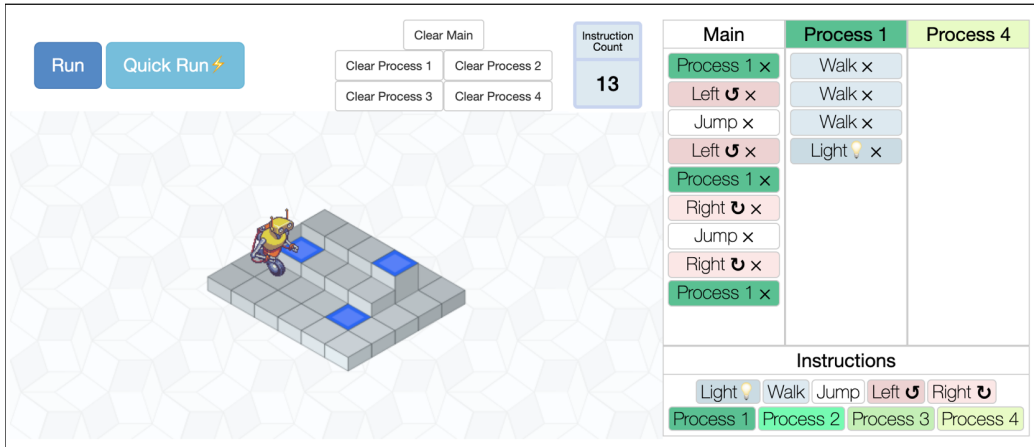


Figure 1: The interface for Lightbot, a process-tracing experiment for complex, hierarchical plans. Participants create programs by dragging instructions from the lower right to define a program. The program is executed by the robot from the initial subroutine (“Main”), and the task is completed when all blue squares in the environment are activated. An example program that solves the task is shown. The program includes a single subroutine (“Process 1”) with four actions (Walk, Walk, Walk, Activate Light). Participants can use up to four subroutines (referred to as processes in the experiment), but for brevity only two are pictured. The *Run* button executes the program with an animation of the robot taking each action. The program is executed without animation with the *Quick Run* button. The program length is displayed as an *Instruction Count*, and the white buttons at the top are used to clear all instructions from a subroutine for ease of program editing.

This process-tracing paradigm facilitates the comparison of different accounts of hierarchy selection. For example, given the preference for compressibility in this domain (Sanborn et al., 2018), a natural theory is that hierarchy selection is based on the principle of minimum description length (MDL; Chater, 1999). MDL and related information-theoretic frameworks have been previously used to explain hierarchical representations in sequence learning (Planton et al., 2021) and planning (Solway et al., 2014; Maisto et al., 2015; Lai et al., 2022). Another natural theory is that of utility max-

Yaroslavski, released as a Flash game in 2008 and a mobile application in 2013.

imization, e.g. solving the problem in the fewest steps. In this work, we find evidence that people favor both shorter programs and those with fewer actions. However, we additionally identify examples in which people prefer reusing subroutines above and beyond the predictions of either account. We formalize this preference as a prior belief that subroutine use should be biased towards subroutines that were used often in the past. This prior is central to our theory of human planning as *grammar induction*, an approach drawn from linguistics where it has been used to model word learning as joint inference of a grammar over words and sentences using those words (Goldwater et al., 2009; Johnson et al., 2006). Inspired by this analogy, we use this approach to model planning as joint inference of a grammar over abstract actions and a plan using those actions. Here the preference for reuse arises from a prior over the abstract (subroutine-level) actions (Johnson et al., 2006).

In this article, we study how people select hierarchical plans by directly analyzing the programs they create in our process-tracing experiment. First, we develop our framework of plan inference using grammar induction and detail our generative model over hierarchical plans, showing that our theory is a natural approach to predict qualitative aspects of behavior missed by simpler accounts. Then, we analyze behavioral data from an online experiment using our process-tracing paradigm. We examine qualitative examples and perform model comparison, finding that participant programs are best predicted by our grammar induction model. Analyzing other behavioral signatures unique to our experiment, we also find evidence that supports the idea that people prefer hierarchies that simplify planning.

2. Background

Our approach to modeling complex, hierarchical planning draws on several distinct literatures: sequence learning, reinforcement learning, and Bayesian program induction. In this section, we briefly summarize the key ideas from these literatures.

2.1. Sequence learning

A long-standing question is how sequences are learned by humans and other animals. An influential finding is that sequence memorization is vastly improved when information is grouped into larger *chunks* (Miller, 1956). Methodologically, mental representations of hierarchical structure are often inferred from behavior on the basis of elevated response times (Verwey, 1996),

errors (Rosenbaum et al., 1983; Acuna et al., 2014), or decreased speed in motor trajectories (Ramkumar et al., 2016). Recent normative theories of sequence learning explain chunk selection through the optimization of a speed-accuracy trade-off (Dezfouli and Balleine, 2012; Wu et al., 2023), MDL (Planton et al., 2021), and idealized search costs (Ramkumar et al., 2016). There are also theories of action segmentation that model reuse by using a similar framework (an Adaptor Grammar; Johnson et al., 2006) as our approach (Buchsbaum et al., 2015). Another broad approach to modeling sequence learning is statistical learning (Perruchet and Pacton, 2006)—for example, modeling action chunking using a hierarchical non-parametric model of sequence statistics (Éltető et al., 2022; Éltető and Dayan, 2023).

2.2. Hierarchical reinforcement learning

Hierarchical reinforcement learning adapts the framework of reinforcement learning to a setting with hierarchically-structured policies. In one prominent framework, this is formalized by augmenting a task with abstract actions, called “options”, which each consist of a behavioral policy and conditions for initiation and termination (Sutton et al., 1999; Stolle and Precup, 2002; Botvinick et al., 2009). Much of the research on option discovery has focused on *subgoal*-based options, with approaches including partitioning a task into subtasks (Tomov et al., 2020; Solway et al., 2014; McNamee et al., 2016) or identifying “bottleneck” states within the state space (i.e. states that are commonly passed on the way to the ultimate goal; Şimşek and Barto, 2009).

Many approaches have been taken to understand how people choose behavioral hierarchies, including some based on task partitioning (Solway et al., 2014; Tomov et al., 2020), policy compression (Solway et al., 2014; Maisto et al., 2015; Lai et al., 2022), and minimizing planning costs (Huys et al., 2015; Correa et al., 2023). The approach we introduce in this paper based on an Adaptor Grammar (Johnson et al., 2006) is similar to a model used to examine planning behavior in prior work (Huys et al., 2015). Studies have investigated error-based learning of hierarchical policies, finding evidence in both neural data (Ribas-Fernandes et al., 2011) and behavioral patterns (Eckstein and Collins, 2020).

2.3. Bayesian program induction

Bayesian program induction is an approach to inferring programs π consistent with some observed data d (Goodman et al., 2008b; Piantadosi et al.,

2012; Lake et al., 2015; Rule et al., 2020). Concretely, by specifying a *prior* probability distribution over programs $p(\pi)$, and the *likelihood* of the observed data under that program $p(d|\pi)$, Bayes’ theorem can be used to define the *posterior* probability of programs conditioned on the data

$$p(\pi|d) \propto p(d|\pi)p(\pi).$$

This approach has been fruitfully used to model many aspects of cognition, including concept learning (Goodman et al., 2008b; Fränken et al., 2022), number word learning (Piantadosi et al., 2012), writing characters with motor actions (Lake et al., 2015), and sequential decision making (Maisto et al., 2015; Wingate et al., 2011). While the computational demands of inference usually restrict its application to simple domains, modern machine learning methods like neural networks have made it possible to scale these methods to more difficult domains, while still producing interpretable, human-like representations (Ellis et al., 2021; Poesia and Goodman, 2023). Another crucial strategy for making inference tractable is library learning (Ellis et al., 2021; Poesia and Goodman, 2023; Zhao et al., 2023), where program fragments are reused in order to accelerate inference. Our grammar induction model builds upon this idea.

2.4. *Minimum description length*

Minimum description length (MDL) is an information-theoretic approach that focuses on minimizing the description length of mental representations and is formally related to Bayesian inference (Chater, 1999). In the setting of sequence learning, an MDL representation is one that provides a minimal, hierarchical compression of the sequence. This approach has been applied broadly in studying sequence learning. For example, Planton et al. (2021) propose that compressed, hierarchical representations of sequences support learning. Maisto et al. (2015) incorporate a prior over hierarchical policies related to the description length of plans under those hierarchies. Lai et al. (2022) extend a theory of policy compression to account for the information-theoretic savings from ignoring perceptual information while executing an action chunk. Solway et al. (2014) note their theory identifies hierarchies that minimize the description length of optimal behavior, even though it is primarily formulated as a Bayesian account.

Having introduced these literatures, we now turn to our approach. We draw on ideas from sequence learning and hierarchical reinforcement learning

to study the hierarchical structure underlying action sequences, and propose a modeling framework based on principles from program induction and MDL.

3. Theories of program creation in Lightbot

Our approach to studying complex, hierarchical plans has two key components. First, we use a process-tracing experimental paradigm in order to make explicit the internal hierarchical representations participants use for planning. Instead of asking participants to simply solve the problem, we ask participants to create a hierarchically-structured program that will be interpreted by an agent in the experiment. Second, we model these plans with a framework based on models of grammar learning from computational linguistics (Goldwater et al., 2009; Johnson et al., 2006). In this section, we introduce the experiment and motivate our choice of modeling framework.

Our process-tracing paradigm is based on the popular Lightbot game. The experiment interface and an example program are shown in Fig. 1. In this task, research participants control a robot in a gridworld-like environment by supplying a program for it to execute, with the goal of having the robot light all the blue squares. The program is composed by dragging and dropping instructions in the interface shown in Fig. 1. Participants create programs that include five primitive actions (`Walk`, `Jump`, `Turn Left`, `Turn Right`, `Activate Light`) as well as calls to subroutines that can be defined and reused. Subroutines are defined in the same way, so they also consist of actions and subroutine calls, which makes it possible to submit programs that correspond to hierarchically-structured plans. When participants submit a program for execution, the robot starts from the initial subroutine and runs instructions in order, so that primitive actions immediately take effect and subroutine calls execute the respective subroutine. Thus, executing a program results in a deterministic sequence of actions, which we refer to as the *execution trace*. We formally define the task, programs, and their execution in the next section (see Section 4).

In the example in Fig. 1, the robot is shown in the start state. The example program in Fig. 1 results in an S-shaped execution trace and accomplishes the goal of activating the lights, as shown in the top row of Fig. 2. Notably, the program has a subroutine that contains the instructions `Walk`, `Walk`, `Walk`, `Activate Light`. If the program were written without a subroutine, the program length would be 18, equivalent to the execution trace length. However, by using this subroutine, the program is much shorter,

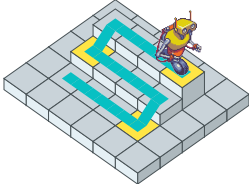
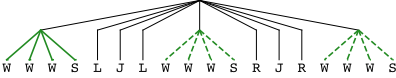
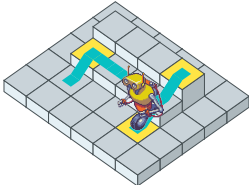
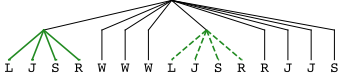
Trace	Program	Step Count	Program Length
		18	13
		15	13

Figure 2: Two example programs that solve the task are shown in Fig. 1. The top row contains the same program as Fig. 1, demonstrating the execution trace, or sequence of resulting actions, in blue. Table rows correspond to distinct programs. Table columns show a program execution trace, a tree representation of the program, the step count (number of actions) resulting from program execution, and the program length. The tree representation of a program shows how the sequence of actions relates to the program structure. Actions are executed in sequence, from left to right. Subroutines are shown with green lines that connect the subroutine call to its constituent instructions. The first use of a subroutine has solid lines, while subsequent uses have dashed lines. In the experiment, participants only see an animation of the robot, not the execution trace in blue. Legend: S: Activate Light, W: Walk, J: Jump, R: Turn Right, L: Turn Left.

using only 13 instructions. In order to make program structure clearer in this article, we display programs as trees, as in the second column of Fig. 2, described further in the figure caption.

We formalize the process of planning as Bayesian program induction over hierarchical plans, so the posterior probability of a plan depends on the likelihood that it solves a task as well as the belief assigned to it *a priori*. By framing planning as an inference problem, we can examine different assumptions about program structure in the form of prior distributions and see how they influence the posterior distribution of programs that solve the task. This is a notable departure from standard formulations of planning, where plans

are simply unstructured sequences of actions that solve a task, often biased to be the shortest plan. A key component of the posterior is the likelihood that we assign to a program. Because participants are required to create programs that complete a task, we simply define this likelihood to require that a program reaches the desired goal state.

A prior over programs is the other key component needed to define a posterior. Our modeling approach compares different priors over programs, which we introduce here. The simplest prior ignores program structure, preferring those that result in shorter execution traces. This model corresponds to a softmax choice rule (Luce, 1959) over plans based on the number of resulting actions, similar to standard modeling approaches in reinforcement learning. An alternative prior might prefer shorter programs, a reasonable approach given that program length directly corresponds to the number of motor actions participants take when writing programs. We quantify program length as the *number of instructions* used in the written description of the program, as opposed to the *number of actions* the program yields in the execution trace. We treat program length as description length, and consider this an MDL prior.

Both of these priors are simple and sensible approaches to modeling plan inference in Lightbot, but are inconsistent with some intuitive examples. For example, in Fig. 2 the top row features a simple and intuitive example program that contains a single subroutine (Walk, Walk, Walk, Activate Light). This subroutine is used three times and mirrors the repeated environmental structure. The bottom row, by contrast, contains a less intuitive program that uses a subroutine only twice. Despite the more natural feel of the top row program over the bottom row (confirmed by being preferred by experimental participants in the results below), it would not be preferred by either of the priors outlined above.

We introduce a theory to explain this by having past use of a subroutine inform future use—in other words, subroutine choice is biased to reuse subroutines. So, the top program in Fig. 2 is more intuitive because it has greater repeated use of the subroutine. Our theory of grammar induction is a prior over Lightbot programs, including subroutines, where past use of subroutines directly informs the probability assigned to their future use. By contrast, the MDL prior assigns the same probability to programs of equal length, equally preferring flat sequences of actions and highly nested programs. By accounting for this bias towards reuse, our prior can explain qualitative patterns in the use of subroutines in human behavioral data, as

we explore further below.

4. Modeling framework

In this section, we formally define our proposed framework. We first discuss the Lightbot domain and programs, introducing notation and other details. Then, we formalize our framework for hierarchical plan induction, along with the simple approaches based on minimizing trace length and MDL. In addition, we discuss the algorithm we use to perform inference. Finally, we introduce another method for defining a prior over hierarchical plans, which uses a framework from computational linguistics (Johnson et al., 2006) to augment a grammar to support reuse. This framework has been applied to study linguistic phenomena like word segmentation (Goldwater et al., 2009) and inference of discourse structure (Luong et al., 2013), and has also been extended to study forms of generalization that require greater abstraction, like past tense and derivational morphemes in English (O’Donnell, 2015) and in non-linguistic topics like causal concept bootstrapping (Zhao et al., 2023).

4.1. Task formalism

We formalize Lightbot as an undiscounted, deterministic Markov Decision Process (MDP), specified by a state set \mathcal{S} , initial state $s_0 \in \mathcal{S}$, action set \mathcal{A} , transition function $T : \mathcal{S} \times \mathcal{A} \rightarrow \mathcal{S}$, and reward function $R : \mathcal{S} \times \mathcal{S} \rightarrow \mathbb{R}$. A Lightbot task is defined by a 2-dimensional grid of squares, which each has an associated integer height and type (light square or not). The state set \mathcal{S} has elements that track the environment state (each light is either active or unactive) and the agent state (a location and orientation). The action set \mathcal{A} consists of the five primitive actions (Walk, Jump, Turn Left, Turn Right, Activate Light). The goal states $\mathcal{G} \subset \mathcal{S}$ are those where all light squares are activated.

The transition function T is straightforward: Turn Left and Turn Right change the agent orientation, by rotating either counterclockwise or clockwise, respectively; Activate Light activates a light if present at the agent location. A valid use of Walk and Jump both move the agent forward, changing the location based on the orientation. A valid use of Walk requires the current and next location to have matching heights, while a valid use of Jump requires the next location to either have a height greater by one unit or smaller by any amount. The agent does not move for invalid uses of either action.

The goal in Lightbot is to activate all light squares, so upon reaching a goal state, $g \in \mathcal{G}$, from a non-goal state, $s \notin \mathcal{G}$, the agent is rewarded, $R(s, g) = 1$. Otherwise, the agent receives no reward, $R(s, s') = 0$. The goal states $g \in \mathcal{G}$ are absorbing, so for all actions a , $T(g, a) = g$.

4.2. Program formalism

We now introduce notation for the programs that participants submit in our process-tracing paradigm. We define a *program* π as a tuple of subroutines (ρ^0, ρ^1, \dots) , where each subroutine ρ^i consists of a sequence of instructions $(\rho_0^i, \rho_1^i, \dots)$ and has length $|\rho^i|$. Each *instruction* ρ_j^i is either an action in the MDP, so that $\rho_j^i \in \mathcal{A}$, or a *subroutine call* $\rho_j^i \in \{\rho^1, \rho^2, \dots\}$. The program length is the length of all subroutines, $|\pi| = \sum_i |\rho^i|$.

To execute a program, we start at an initial state $s_0 \in \mathcal{S}$ and begin executing the initial subroutine ρ^0 . Because ρ^0 is the initial subroutine, we exclude it from the list of valid subroutine calls. Executing a subroutine ρ^i in turn requires sequentially executing its constituent instructions ρ_j^i . When the current instruction is an action, so $\rho_j^i \in \mathcal{A}$, the action is taken, resulting in a state transition, so $s_{t+1} = T(s_t, a_t = \rho_j^i)$ and $t = t + 1$, and a corresponding reward, $R(s_t, s_{t+1})$. Otherwise, the instruction ρ_j^i is a subroutine call, which does not directly result in a state transition but goes on to execute the referenced subroutine. When execution of the referenced subroutine is completed, execution returns to the original subroutine that made the call and continues on to the next instruction. The execution of a program can be visualized as a tree (Fig. 2), where leaf nodes correspond to executed actions, in order from left to right, and internal nodes correspond to subroutine calls.

Programs are executed until they reach a goal state, which results in an execution trace $\tau(\pi) = (a_0, a_1, \dots, a_{T-1})$ and state trajectory (s_0, s_1, \dots, s_T) , where the final state is a goal, $s_T \in \mathcal{G}$. This constraint ensures that programs that reach a goal always halt, even if the program is recursive. The value of a program is $V(\pi) = \sum_t R(s_t, s_{t+1})$. Since there is no reward until the goal is reached, $V(\pi) = 1$ when a program reaches the goal and $V(\pi) = 0$ otherwise. An algorithm for program evaluation is included in the appendix (see Alg. 1).

4.3. Inferring programs

We formulate the choice of programs as the result of Bayesian program induction, adapted to this sequential decision setting by recasting planning as inference (Levine, 2018; Wingate et al., 2011; Toussaint and Storkey, 2006).

Concretely, we define a posterior distribution over programs that combines a prior distribution over programs $p(\pi)$ with a likelihood that indicates whether a program solves the task.

4.3.1. Program induction

We first introduce a binary random variable Ω so that $\Omega = 1$ means a program solves the task. We condition on programs that solve the task in order to define a posterior distribution over programs, $p(\pi \mid \Omega = 1)$. Applying Bayes' theorem, we can define this posterior in terms of a likelihood that reflects whether a program solves the task, $p(\Omega = 1 \mid \pi)$, and a prior over programs, $p(\pi)$,

$$\begin{aligned} p(\pi \mid \Omega = 1) &= Z^{-1} p(\Omega = 1 \mid \pi) p(\pi) \\ &\propto p(\Omega = 1 \mid \pi) p(\pi) \end{aligned}$$

where Z is a normalizing constant $Z = \sum_{\pi'} p(\Omega = 1 \mid \pi') p(\pi')$.

We define the likelihood to identify programs that solve the task, or equivalently, reach the goal. Since the value of a program is an indicator of reaching the goal, we can simply define our likelihood as

$$p(\Omega = 1 \mid \pi) = V(\pi) = \begin{cases} 1 & \text{if } \pi \text{ reaches the goal} \\ 0 & \text{otherwise} \end{cases}.$$

A key benefit of this inference-based formulation is that it can integrate prior beliefs about the structure of programs alongside the requirement that a program solves the task.

4.3.2. Approximate inference

Computing the normalizing constant Z requires the intractable task of enumerating all programs. As a tractable alternative, we approximate the normalization constant Z using a finite corpus of programs. To generate these programs, we first search for a corpus of execution traces (a_0, a_1, \dots) that solve a given task. Then, we generate programs consistent with the execution traces using various heuristics. We describe trace search and program generation in the supplemental material.

Given a collection of programs Π , we can compute an approximation to the normalization constant Z_{Π} by summing over the programs in Π , formally

$$Z_{\Pi} = \sum_{\pi' \in \Pi} p(\Omega = 1 \mid \pi') p(\pi').$$

This lets us define an approximate posterior

$$p(\pi \mid \Omega = 1) \approx Z_{\Pi}^{-1} p(\Omega = 1 \mid \pi) p(\pi). \quad (1)$$

We note that Z_{Π} is a lower bound to Z , $Z_{\Pi} < Z$, since Z is a sum of positive terms and Z_{Π} is a sum of a subset of those terms.

4.4. Baseline models

Having outlined our framework for Bayesian program induction, we formalize some simple priors over programs. As a baseline, we consider a model that minimizes trace length. This prior ignores program structure and penalizes the resulting trace length

$$\log p(\pi) \propto -|\tau(\pi)|.$$

Another baseline we consider is a prior that minimizes the description length of a program, which we refer to as the MDL prior. We formalize the description length (DL) as the program length, so $DL(\pi) = |\pi|$. The description length is simple and idealized, assuming that all instructions have the same description length. We use this to define a prior, so that shorter lengths are preferred:

$$\log p(\pi) \propto -DL(\pi).$$

Some prominent accounts of task decomposition have incorporated description length into their objectives to influence choice over subgoals. In one account, minimizing description length guides the choice among task decompositions, used to compress fixed, optimal policies (Solway et al., 2014). In another account, the description length of plans guides subgoal choice in the form of a prior over subgoals in an inference-based hierarchical planner (Maisto et al., 2015).

As noted above, the simple approaches introduced in this section struggle to explain intuitive solutions to Lightbot problems, as in Fig. 2. The critical missing piece is that these approaches are insensitive to differences in hierarchical structure observed when holding program length or trace length constant. We fill this explanatory gap with the model we introduce next.

4.5. Grammar induction

In this section, we recast hierarchical planning as grammar induction. Here, we propose a generative model in which new subroutines augment a

grammar over actions. The key idea behind our model is that past use of subroutines should inform the probability assigned to future use of subroutines. We formalize this idea using Adaptor Grammars (Johnson et al., 2006).

To start, we define a prior over a single subroutine ρ^i consisting only of low-level actions, so that $\rho_j^i \in \mathcal{A}$ for all j —that is, the subroutine does not contain other subroutines. Assuming a uniform distribution over possible actions $p(\rho_j^i = a) = \frac{1}{|\mathcal{A}|}$, the overall probability of an action sequence is

$$p(\rho^i) = p_{end}p(\rho_0^i = a) \prod_{j=1} (1 - p_{end})p(\rho_j^i = a),$$

with p_{end} the probability of terminating the sequence.

We augment this prior to generate subroutine calls in addition to actions by (1) sampling a subroutine call with probability p_{call} or an action with probability $1 - p_{call}$ and then (2) either generating a new subroutine for the call or reusing one that was previously defined. Permitting the reuse of subroutines means that the resulting grammar is no longer *context-free*, since the probability of a subroutine varies based on previous subroutine calls. To formalize this kind of long-range dependency, we instead use an *Adaptor Grammar* (Johnson et al., 2006; Huys et al., 2015), which augments a standard context-free grammar by allowing the grammar’s productions to be dependent on the history of previous productions. This provides a formal basis for a generative model of reuse, where previous productions can become more probable in the future. We use a Chinese Restaurant Process (CRP; Aldous, 1985) to adapt subroutine generation for our grammar over Lightbot programs. We briefly highlight some key aspects of this account of subroutine use: new subroutines are generated, subroutines can be reused, and neither the number of subroutines nor the subroutines themselves are predefined. Next, we describe how subroutine calls are sampled in detail.

The CRP is a probability distribution over clusters of data that incorporates a new element by either assigning it to (1) a new cluster or (2) an existing cluster, biased towards larger clusters. We likewise sample subroutine calls, as either (1) a new subroutine or (2) an existing subroutine, biased towards often-used subroutines. Formally, having already drawn n subroutine calls to m distinct subroutines with a total of n_k calls to subroutine k , we define a distribution over the next subroutine call z_{n+1} , given the history of drawn subroutine calls $z_{1:n}$

$$p(z_{n+1} \mid z_{1:n}) = \begin{cases} \frac{\alpha}{n+\alpha} & \text{if } z_{n+1} = m + 1 \\ \frac{n_k}{n+\alpha} & \text{if } 1 \leq z_{n+1} = k \leq m \end{cases} \quad (2)$$

The first case deals with a new subroutine call, which requires that a new subroutine be generated. In the second case, an existing subroutine is selected proportionally to how often it has been used in the past, n_k . When an existing subroutine is selected, it is reused and generation of that subroutine is avoided. The CRP has a single parameter, $\alpha \geq 0$, which is usually referred to as the concentration parameter since it controls the relative probability of creating a subroutine—as $\alpha \rightarrow 0$ reuse of an existing subroutine becomes more likely and as $\alpha \rightarrow \infty$ creation of a new subroutine becomes more likely. Since the most probable subroutines are those used most often in the past, the CRP results in so-called *rich-get-richer* dynamics, where frequently used subroutines are most likely in the future. The rich-get-richer dynamics of the CRP are a key prediction that differentiates our grammar induction account from the alternative priors—as noted above, this preference for reuse can explain the example in Fig. 2.

Putting these pieces together, the grammar induction prior generates sequences of instructions, terminating with probability p_{end} . Instructions are either subroutine calls with probability p_{call} or actions with probability $1 - p_{call}$. Subroutine calls are drawn from the Adaptor Grammar based on a CRP, with new subroutines generated as an instruction sequence and existing subroutines reused in proportion to the number of past calls. An algorithm for sampling is included in the appendix (see Alg. 2).

In the MDL account, using a subroutine more times can make a program shorter, so a preference for shorter programs can indirectly lead to a preference for subroutine reuse. The grammar induction model has an analogous preference because, in general, it assigns higher probability to programs with fewer instructions or subroutines. However, a distinctive prediction of the grammar induction model is the explicit preference to use subroutines based on how often they’ve been used in the past, which is above and beyond that of the implicit preference that comes from avoiding generation. While the MDL account only indirectly encourages hierarchical structure, the grammar induction model also does so in a more explicit way by assigning higher probability to hierarchies with greater reuse.

Adaptor grammars have previously been used to model human behavior in the context of action sequences, such as predicting action segmentation

(Buchsbaum et al., 2015) and planning behavior (Huys et al., 2015). Adaptor grammars are also formally related to approaches used in probabilistic programming languages to express non-parametric distributions (Goodman et al., 2008a).

In this section, we introduced a generative model over complex, hierarchical plans for the domain of Lightbot. Our model of Bayesian program induction incorporates a likelihood term for programs that solve a given task. We initially considered two simple priors: a prior that minimizes trace length, and the MDL prior that minimizes program length. Finally, we introduced our grammar induction prior, which develops a probabilistic model of reuse. Central to the grammar induction prior is a bias towards reusing subroutines that have been frequently used in the past. This bias gives the prior a preference among hierarchies based on their degree of reuse, a preference that is missing from the alternative priors we consider. With these models over programs, we now turn to experiments based on the process-tracing paradigm, Lightbot.

5. Experiment

In this section, we detail our process-tracing experiment and use our Bayesian program induction framework to predict the hierarchical plans that participants create.

5.1. Methods

5.1.1. Procedure

Participants were given an extensive tutorial to ensure they learned how to control Lightbot using the five primitive actions, as well as to ensure they understood how to create and use programs. The tutorial described the functionality of each action, included demonstrations, and the opportunity to solve practice problems to ensure understanding.

In the remainder of the experiment, participants wrote programs to solve 10 Lightbot tasks and were incentivized to write short programs to encourage subroutine use. Participants received instructions about the incentive and were shown multiple examples of subroutine use. The program editing interface had a counter showing program length (Fig. 1). Participants who wrote the shortest program for a task received the full bonus of \$0.40 and those who wrote a longer program received a proportionally smaller bonus, calculated after the experiment to ensure the average per-task bonus across

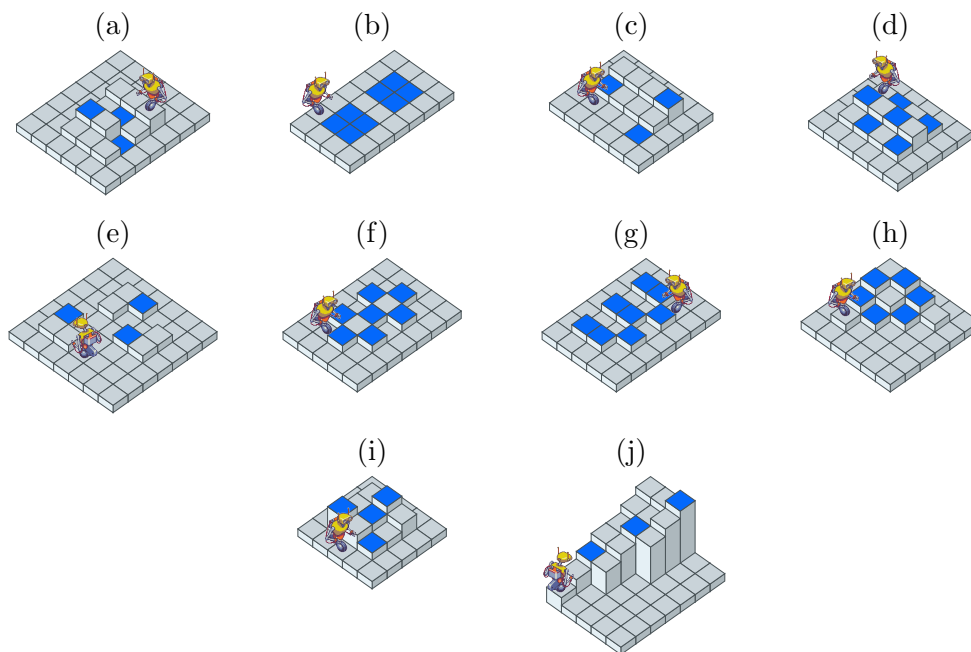


Figure 3: The tasks participants completed in the experiment.

participants was \$0.20. Since participants solved 10 tasks, the total bonus ranged from \$0.00 to \$4.00, with an average bonus of \$2.00. Since the task incentivizes short programs, this could bias participants towards behavior more consistent with the MDL prior.

After being instructed about the incentives, participants went on to write programs to solve each of 10 tasks (Fig. 3), with the program editing interface shown in Fig. 1. During each task, participants were given the option to skip the problem and forfeit a bonus for the current problem after 3.5 minutes elapsed. In a closing survey, participants were asked about their programming experience and whether they had previously played games similar to the experiment.

5.1.2. Participants

The experiment was run on the Prolific platform. Participants consented to the experimental procedures beforehand, as approved by the Institutional Review Board of Princeton University. A total of 193 participants completed the entire study, and 171 participants (89%) were included because they satisfied the inclusion criteria, having no more than 3 college courses related

to computer programming. As noted, participants could skip tasks after 3.5 minutes. 148 participants (87%) skipped no tasks, 16 participants (9%) skipped 1 tasks, 3 participants (2%) skipped 2 tasks, and 4 participants (2%) skipped 3+ tasks. In the below analysis, we analyze all fully completed tasks, even from participants who may have skipped other tasks.

As noted above, participants were asked about their programming experience. In response to “How much experience do you have with computer programming?” 65% of participants responded with “None,” 24% responded with “Between 1 and 3 college courses (or equivalent),” and 11% responded with “More than 3 college courses (or equivalent).” In response to “Have you played Lightbot or another similar programming game before?” 98% of participants responded with “No” and 2% responded with “Yes”.

5.1.3. Parameter fitting

Given a behavioral dataset of Lightbot programs π and the number of times they were produced by research participants n_π , we want to optimize for parameters θ in the model based on the posterior probability they assign to our observed behavior

$$\mathcal{L}(\theta) = \prod_{\pi} p(\pi \mid \Omega = 1, \theta)^{n_\pi}.$$

For models with nuisance parameters ψ , we marginalize them out

$$\mathcal{L}(\theta) = \int_{\psi} \prod_{\pi} p(\pi \mid \Omega = 1, \theta, \psi)^{n_\pi} p(\psi) d\psi.$$

In both these equations, parameters are explicitly passed to the posterior for clarity, but were left implicit in Section 4.3. We estimate parameters by maximizing the probability assigned to observed behavior, so our objective for the parameters is

$$\arg \max_{\theta} \log\{\mathcal{L}(\theta)\}$$

Because of the intractability of computing the posterior, $p(\pi \mid \Omega = 1)$, we instead compute the approximation in Eq. 1.

To predict participant programs, we use six models. One baseline account is a null model of *random choice*, where the prior is uninformative, $p(\pi) \propto 1$, so uniform probability is assigned to programs. We also test the *step cost*, *MDL*, and *grammar induction* priors introduced above. Finally, given the

efficacy of the step cost prior in explaining behavior, we combine it with the other two priors for the *grammar induction + step cost* and *MDL + step cost* models. These combined models define a new composite prior that is the product of the two original priors.

Parameters are displayed with fitted values in a table below, but are briefly summarized here. A relative weight for the prior is fit, which is used to scale the log prior, $\log p(\pi)$, and are named as follows: β_{StepCost} , β_{MDL} , $\beta_{\text{GrammarInduction}}$. For the combined models that include the step cost prior, we also fit a weight of β_{StepCost} . The grammar induction model additionally fits the concentration parameter of the CRP, α , and the probability of a subroutine, p_{call} . In addition, the grammar induction model has the nuisance parameter $\psi = \{p_{\text{end}}\}$, which we approximately marginalize for the values $p_{\text{end}} \in \{0.1, 0.2, 0.3, 0.4, 0.5, 0.6, 0.7, 0.8, 0.9\}$, reflecting a uniform prior.

Parameter fitting was performed once from an initialization using a default value, and four times with sampled values. The parameters with best fit from these five parameter fitting executions are used to make predictions below. Probabilities (e.g., p_{call}) were constrained to be in $(0, 1)$ and either fit from an initial default value of $\frac{1}{2}$ or a value sampled uniformly from $(0, 1)$. All other parameters were constrained to be positive and either fit from an initial default value of 1 or a value sampled from an *Exponential*(2) distribution.

5.1.4. Preprocessing of participant programs

In order to facilitate analysis, programs are preprocessed to remove nuisance differences between participant programs. The steps are as follows: ensuring subroutines are used as often as possible; inlining subroutines only called once or only consisting of one instruction; ensuring subroutines have a canonical ordering determined by their execution order; removing subroutines that are never called; removing instructions that never have an effect (i.e. we remove actions ρ_j^i if for all t where $a_t = \rho_j^i$ the action results in a transition to the same state, so $s_t = s_{t+1} = T(s_t, a_t)$); ordering turns and lights to match the constraints on program search (see Appendix). Removing these small and subtle issues in programs makes it possible for analysis to focus on the patterns driving behavior while ignoring arbitrary or meaningless variation.

5.1.5. Data Availability

Code for the experiment is available at <https://github.com/cgc/cocosci-lightbot/tree/v0.4>. The data

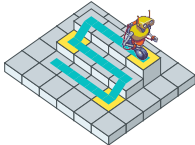
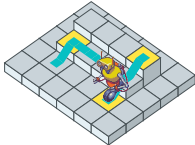
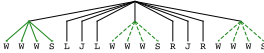
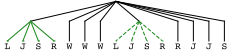
trace		
program		
participant count	59	1
step count	18	15
program length	13	13
grammar induction prior (log)	-31.97	-33.17

Figure 4: Comparing a common participant program (left) to an uncommon one (right) for one task, revisiting the example from Fig. 2. The two programs have equivalent program lengths. The more common program has a larger step count. The grammar induction prior can explain participant preference for the left program. Subroutines are shown with green lines that connect the subroutine call to its constituent instructions. First use of a subroutine has solid lines, while subsequent uses have dashed lines. The log of the grammar induction prior is shown, under parameters $\alpha = 1$, $p_{end} = \frac{1}{10}$, and $p_{call} = \frac{1}{2}$.

and analysis code are available at <https://github.com/cgc/lightbot-grammar-induction>.

5.2. Results

5.2.1. Participant programs are inconsistent with alternative accounts

We first qualitatively analyze some example participant programs in Figs. 4-6, comparing common programs to other programs that were uncommon. The programs in these figures are examples that rule out a straightforward account of human choice based on solely optimizing step cost or program length.

We first examine Fig. 4, which revisits the programs introduced in Fig. 2. Both programs have the same length, but differ in their cost. In particular, the most common program (left) has a large cost, while the uncommon program (right) has a smaller cost. This pattern of choice can't be explained

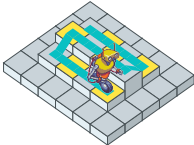
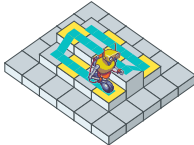
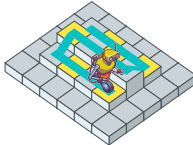



trace			
program			
part. count	50	3	3
step count	22	22	22
prog. length	15	15	18
grammar induction prior (log)	-36.78	-39.45	-45.21

Figure 5: Examining a common program (left) to two uncommon programs (middle, right) that all share the same trace. Here, programs are matched by step count, since they share a trace. Participant choice is not explained by program length, but can be explained by the grammar induction model. See Fig. 4 for more detail about the figure.

solely on the basis of either program length or cost, but is consistent with the predictions of the grammar induction prior: The common program has greater subroutine use, which has higher probability under the grammar induction prior, due to the preference for reuse in the CRP.

We now examine cases where the trace is held constant, but the program varies. By examining a fixed trace, we can directly compare the structural features of programs while holding action-related features constant, such as step cost. For example, Fig. 5 shows three programs that generate the most common trace for the problem shown. The common program (left) has a single subroutine. Notably, this program can be written in several ways since two of the three uses of a subroutine are preceded by the instruction `Turn Left`. This preceding instruction can be incorporated by creating an additional subroutine (middle). This program has the same program length, but is written by fewer participants. Under the grammar induction prior, this program is less probable because it has less reuse. An intermediate program between these two is also shown (right), where the original subroutine is instead rewritten to include the preceding instruction, reducing the number

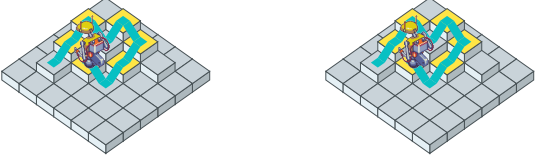
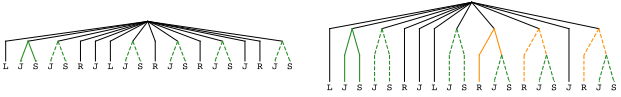
trace		
program		
participant count	19	3
step count	20	20
program length	16	15
grammar induction prior (log)	-35.06	-37.49

Figure 6: A case where a common participant program is inconsistent with the predictions of program length. As in Fig. 5, the programs have the same trace, so they are matched by step cost. In contrast, now the uncommon figure has a shorter program length. The grammar induction prior can predict this pattern of behavior because of the bias towards reuse. See Fig. 4 for more detail about the figure.

of places the subroutine can be called.

Fig. 6 shows a similar example of programs that generate the most common trace, for a different task. As in the previous example, the common program (left) has a shorter subroutine that appears more often, while the uncommon program (right) has more subroutines that are used less often. Notably, in this case the common program is actually *longer*. The grammar induction prior can capture this pattern for the same reason as above—by way of the CRP, it prefers greater reuse of a single subroutine.

Taken together, these qualitative results challenge a simple account of choice solely on the basis of cost or program length. This is particularly notable since participants have a monetary incentive to minimize the length of their programs in the experiment. Distinctive about the grammar induction account is that, above and beyond the length savings associated with the reuse of a subroutine, we expect additional preference for reuse of subroutines, as predicted by the rich-get-richer dynamics of reuse from the CRP.

Table 1: Table of fitted parameters for all models.

Model	Parameter	Fitted Value
MDL	β_{MDL}	0.98
grammar induction	α	4.23
	$\beta_{\text{GrammarInduction}}$	0.48
	p_{call}	0.12
step cost	β_{StepCost}	1.31
MDL + step cost	β_{MDL}	0.53
	β_{StepCost}	0.85
grammar induction + step cost	α	2.52
	$\beta_{\text{GrammarInduction}}$	0.38
	p_{call}	0.09
	β_{StepCost}	0.52

Next, we move to a quantitative comparison of models in predicting behavior.

5.2.2. Predicting participant programs

To more comprehensively examine human behavior, we fit models to the full set of programs people wrote, estimating parameters with maximum likelihood estimation using the procedures described above (see Tab. 1 for fitted parameters). We compare models by using the Bayesian information criterion (BIC; Schwarz, 1978). We first compare the three priors, based on the model BICs shown in Fig. 7a. All improve on a random choice model (Likelihood-ratio test for step cost: $\chi^2(1) = 11658.3$, $p < .001$, MDL: $\chi^2(1) = 9844.8$, $p < .001$, grammar induction: $\chi^2(3) = 16454.7$, $p < .001$), and the best fit to behavior is the grammar induction model based on the BIC. Surprisingly, the step cost model is a better fit to behavior than the MDL model—this could mean that participants first identified short traces and then compressed them. In order to control for the influence of this kind of strategy, we also include the combined models described above, in order to compare the MDL and grammar induction models. Compared to a baseline

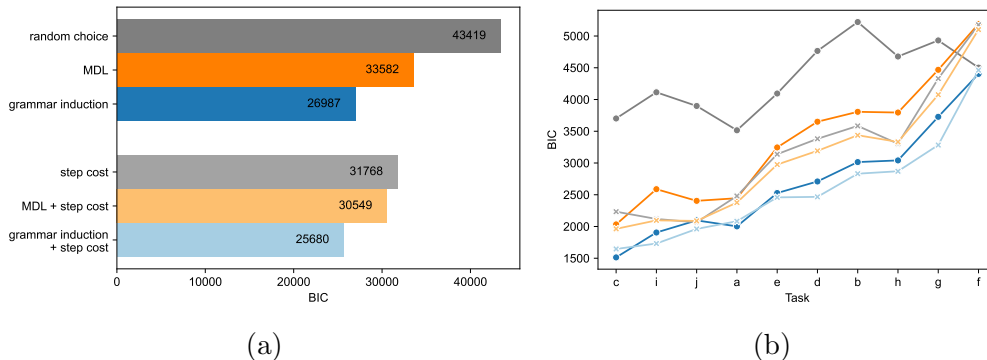


Figure 7: Model comparison of accounts of participant program creation. a) Plot of BIC of experimental data as predicted by each of the models, after parameter fitting. Models with smaller BIC are a better account of behavior. b) BIC of data under each model, but split by task. Parameters are the same as in a), so they are the best fit for all tasks. The color of the models is also the same as in a). Models with step cost are marked with a cross, and those without step cost are marked with a point. Task letter is a reference to the subfigure in Fig. 3. Tasks are sorted by BIC for the overall best-fitting model, grammar induction + step cost.

step cost model, we still find an improvement in fit in the MDL + step cost (Likelihood-ratio test, $\chi^2(1) = 1226.6$, $p < .001$) and grammar induction + step cost (Likelihood-ratio test, $\chi^2(3) = 6110.6$, $p < .001$) models. Among all tested models, the grammar induction + step cost model is the most predictive of behavior.

Holding parameters fixed and examining these model predictions on a per-task basis in Fig. 7b, we find patterns that are broadly consistent with the group summary. In particular, we find that one of the grammar induction models is still the best predictor for each individual task, compared to the alternative accounts.

5.2.3. Common programs are easier to write

The following analyses explore how judicious use of hierarchy can make learning and planning easier. One way to quantify the difficulty of planning is the length of time it takes participants to complete a task, a measure that is not specific to our process-tracing paradigm. We find that participants who wrote more common programs were faster at writing their programs ($\beta = -.008$, $\chi^2(1) = 69.73$, $p < .001$, Fig. 8a). This suggests that people prefer hierarchies that are simpler to use for planning, consistent with prior findings.

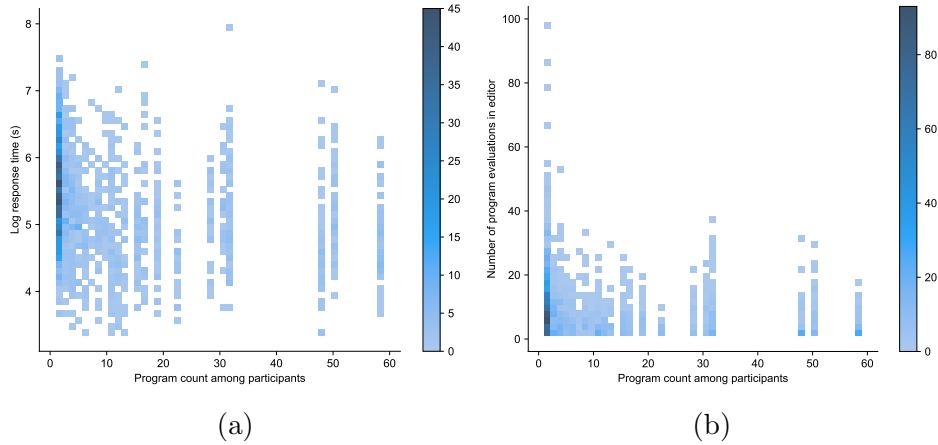


Figure 8: Participants write common programs faster and with fewer program evaluations. Bivariate histogram of task responses across all tasks and participants, with program count among participants used to predict either a) log-transformed response times (s) or b) the number of program evaluations. In contrast to the linear model reported in the text, these plots do not control for program length or cost.

Another measure of difficulty, which is uniquely measurable in our paradigm, is the number of times participants test the execution of their program in the editor. We found that, in the process of writing their programs, those with more common programs executed their program fewer times ($\beta = -.053$, $\chi^2(1) = 16.48$, $p < .001$, Fig. 8b). So, people prefer hierarchies that are easier to reason about—in this case, people writing common programs can avoid explicit program execution in the editor, perhaps by instead relying on mental simulation.

These models are hierarchical linear mixed-effects models fit using `lmer`. Models were compared by using a likelihood-ratio test to see if the addition of a regressor for program count would improve model fit when added to a baseline model. The baseline model was used to predict either the log response time or the number of program evaluations across tasks and participants. The predictors in the baseline model were an intercept, program cost, and program length as fixed effects along with per-participant and per-task random intercepts.

6. Discussion

In this paper, we studied the human ability to construct complex, hierarchical plans. In order to do so, we used a process-tracing experimental paradigm to collect data about hierarchical plans and developed a framework for program inference to analyze these plans. We ran a behavioral experiment and found that our model of grammar induction was better at predicting behavior compared to alternative accounts that simply assumed participants were efficient as measured by program length or trace length. Key to the grammar induction model is the idea that previous use of subroutines should inform future use. In addition, we used our process-tracing paradigm to examine how the choice of hierarchy can simplify planning. We found that participants who wrote common programs were faster at solving the task and required less use of program execution in the editor.

Our model was motivated by the idea that previous usage should bias reuse. But when is this bias towards reuse sensible? It might be a natural solution when tasks typically have repeated subtasks, since it might lead to more efficient planning or learning (Wen et al., 2020). Another explanation could rest on the theoretical observation that the CRP is well-approximated by a particular kind of information-theoretic cost (Dasgupta and Griffiths, 2022)—this would correspond to a representational cost for the distribution over subroutine calls. One final rationale relates to the idealized computational complexity of search, which is influenced by two factors: the possible choices at each state and the depth of a solution. Abstract actions can accelerate search by making it possible to rapidly reach deeper parts of the search tree. However, they could negatively impact the complexity of search by increasing the number of possible choices. A bias towards reuse could mitigate this increase in complexity by focusing attention on promising subroutines (c.f. Éltető and Dayan, 2023). What psychological mechanisms could implement a bias towards reuse? Our theory could be cognitively implemented by some kind of learning or memorization—it may reflect a simple bias towards recently considered subroutines or could instead reflect an online process of inferring appropriate subroutines based on prior history. In this article, we refrained from considering these details in any depth, but simply note these rationalizations and potential mechanisms.

Since our paradigm is a process-tracing paradigm, we cannot be sure about the relationship between the explicit representation we can measure (the hierarchical plans people submit) and the internal representations peo-

ple use to act. In contrast to standard approaches for sequence learning, participants never perform the sequence directly, and instead must simulate it mentally or watch it be executed by the robot. In addition, participants are not trained on a fixed sequence; they instead solve the task a single time and simply submit their program. Because behavior in our experiment is not driven by bottom-up statistics in the same way as sequential learning, our behavioral paradigm might isolate a distinct aspect of behavior, namely structural biases of hierarchical planning.

Our approach is a computational-level account (Marr, 1982), which naturally leads to the question of the algorithmic processes people use to implement this model, particularly because of the intractability of Bayesian inference. Many existing approaches to inference explore how varying the parameterization of inference algorithms can lead to a human-like bias. For example, some studies have explored how low-capacity algorithms might recapitulate behavior (Daw and Courville, 2007; Lake and Piantadosi, 2020) or how different proposal distributions could explain auto-correlation in participant hypotheses (Fränken et al., 2022). These results are often interpreted as evidence that human-like biases might arise from rational use of cognitive resources. Future research could pursue process models that are more consistent with findings in the sequence learning literature—for example, it has been observed that larger action sequences might form through concatenation of existing chunks (Tosatto et al., 2022), which could be used to guide the model of program creation. In general, future work could extend our model to investigate how process-level and algorithmic changes can better align with observed behavior. In contrast, the MDL account we compare to is not formulated as a probabilistic model, so it requires non-trivial effort to adapt it to an inference-based algorithm.

A related concern that is agnostic to the inference algorithm is the computational cost of evaluating the terms that comprise the unnormalized posterior, namely the prior and likelihood. In particular, the likelihood in our model requires evaluating a program in the task. Evaluating a policy in the general case of stochastic environments requires integrating over all possible outcomes which can be computationally costly, driving people to use heuristics when estimating utilities (Lieder et al., 2018). While participants have extensive training on the effect of instructions in Lightbot and have access to a program simulator, effectively using mental resources and available time requires judicious use of simulation (Hamrick et al., 2015; Ullman and Wang, 2023). We found that the most common programs participants

wrote required less program evaluation, which suggests that the computational cost of evaluating programs may influence how participants choose among programs. A previous study used the Lightbot domain to examine how execution-related properties of programs influence prior beliefs about programs (Ho et al., 2018)—a natural extension of that analysis could examine whether these computational properties influence the process of search directly, or only by way of influencing program evaluation. Future work could use explicit representations of hierarchy, like in our experiment, in order to finely probe how differences in hierarchy influence mental simulation.

Hierarchy is a key organizational strategy that humans use to structure their behavior in order to make planning and learning efficient (Newell and Simon, 1972; Botvinick et al., 2009), but is difficult to study, requiring indirect measures to infer internal hierarchical representations (Rosenbaum et al., 1983; Verwey, 1996; Huys et al., 2015). In this article, we used a process-tracing paradigm to make the hierarchical structure that guides behavior observable, which allowed us to identify that people have a bias towards reuse captured by our generative model of grammar induction. We hope our approach can inspire future efforts to externalize the representations underlying complex mental processes such as planning.

7. Acknowledgements

This research was supported by John Templeton Foundation grant 61454 awarded to TLG and NDD (<https://www.templeton.org/>), U.S. Air Force Office of Scientific Research grant FA 9550-18-1-0077 awarded to TLG (<https://www.afrl.af.mil/AFOSR/>), and U.S. Army Research Office grant ARO W911NF-16-1-0474 awarded to NDD (<https://www.arl.army.mil/who-we-are/directorates/aro/>). The funders had no role in study design, data collection and analysis, decision to publish, or preparation of the manuscript.

Appendix A. Appendix

Appendix A.1. Algorithms

In this section, we include an algorithm for program execution (see Alg. 1) and a generative algorithm that returns samples from the grammar induction prior (see Alg. 2).

Algorithm 1 A recursive algorithm for program execution.

Input:Current subroutine ρ^i Start time t **Output:** End time t **for** ρ_j^i in ρ^i **do****if** $\rho_j^i \in \mathcal{A}$ **then** \triangleright Instruction ρ_j^i is the action a_t $s_{t+1} \leftarrow T(s_t, \rho_j^i)$ **if** $s_{t+1} \in \mathcal{G}$ **then**

Halt program execution because a goal has been reached

end if $t \leftarrow t + 1$ **else** \triangleright Instruction ρ_j^i is some subroutine ρ^k $t \leftarrow \text{recurse}(\rho_j^i, t)$ \triangleright Recursively execute the subroutine**end if****end for**

Appendix A.2. Trace search

We search for traces using A* search (Hart et al., 1968), with a carefully chosen heuristic and other strategies to ensure the efficiency of searching over traces. The problem domain used to search for traces was hierarchically structured, so that at any point a particular unactivated light was the intended target for navigation. This hierarchical structure made it more straightforward to write heuristics to accelerate search, which we describe below. To further accelerate search, we required that traces consisted of actions that resulted in changes to the state, so $T(s_t, a_t) \neq s_t$. Finally, we exclude certain sequences that are redundant or symmetric: three left turns, three right turns, a right turn followed by or preceding a left turn, and light instructions after turns.

We divided the search heuristic into two parts: the cost to reach the current targeted light, and the cost to subsequently navigate among the remaining lights. To reach the current target, we optimistically model the navigation cost between lights as though the grid were unobstructed (i.e. we use the Manhattan distance and a cost for turning). Since navigating among the lights is equivalent to the traveling salesman problem, we use a simple heuristic by using these heuristic navigation costs to construct a minimum spanning tree (MST) with Prim's algorithm. The sum of costs of the edges of

Algorithm 2 Algorithm for sampling from the grammar induction prior. For simplicity, the programs generated by this algorithm can have an unlimited number of subroutines, though we only examine programs with four subroutines in the text.

Output: Program $\pi = (\rho^0, \rho^1, \dots)$

```

1: function INSTRUCTION()
2:   if  $true \sim \text{Bernoulli}(p_{call})$  then
3:      $k \sim p(z_{n+1} \mid z_{1:n})$  ▷ Sample subroutine, Eq. 2
4:     if  $\rho^k$  is not defined then ▷ Generate if new subroutine
5:       define  $\rho^k$  ▷ Defining since recursive program is possible
6:        $\rho^k \sim \text{SUBROUTINE}()$ 
7:     end if
8:     return  $\rho^k$ 
9:   else
10:     $a \sim \text{Uniform}(\mathcal{A})$  ▷ Sample from actions  $\mathcal{A}$ 
11:    return  $a$ 
12:   end if
13: end function
14: function SUBROUTINE()
15:   Initialize  $\rho$  as an empty subroutine
16:    $j \leftarrow 0$ 
17:   repeat
18:      $\rho_j \sim \text{INSTRUCTION}()$ 
19:      $j \leftarrow j + 1$ 
20:   until  $true \sim \text{Bernoulli}(p_{end})$ 
21:   return  $\rho$ 
22: end function
23:  $\rho^0 \sim \text{SUBROUTINE}()$  ▷ Initiate sampling of program

```

the MST is an admissible heuristic for the traveling salesman problem (Held and Karp, 1970). We empirically ensured this heuristic is monotone, which ensures the results are optimal given the assumptions of A* search (Russell and Norvig, 2021).

Appendix A.3. Program generation

We expand an execution trace into many possible programs that generate the trace by rewriting the trace using all combinations of possible subroutines. Subroutines are only considered if they are called in at least two places in the resulting program and contain at least two instructions. To match the experimental interface, programs could only contain at most four subroutines. Trace rewriting uses a greedy algorithm that rewrites to maximize subroutine use, considering one subroutine at a time from longest to shortest.

We add special cases to generate programs consistent with those written by some participants. One case optionally adds post-goal actions to the trace that are consistent with some candidate subroutine. Though post-goal actions are extraneous, when produced by a subroutine, they can still result in an overall reduction in program length. A second case involves recursive subroutines—subroutines that call themselves repeatedly until the goal is reached. We generate these by proposing all trace suffixes as subroutines. A final case combines these: recursive programs with post-goal actions.

Since these programs are used to approximate the posterior, we minimize bias by ensuring that participant programs are in this corpus of programs as much as possible. We do so by searching for traces in order of ascending trace length, taking a minimum of $n = 1000$ traces but continuing to search for traces of equivalent cost to the n^{th} trace. Using A* search to find multiple solutions requires searching over state trajectories, as opposed to simply searching over states. The cost of the n^{th} trace is the maximum trace cost we consider, so participants with programs of greater cost have programs that are not in this set. Using these methods, 78% of participant programs were generated and 94% of participant programs written by at least one other participant were generated. Missing programs largely correspond to programs excluded for the purpose of efficiency, as noted above: greater than maximum trace cost, use of actions that result in no state change, use of redundant instruction sequences, and post-goal actions due to a subroutine used only once in the pre-goal program.

References

- Acuna, D.E., Wymbs, N.F., Reynolds, C.A., Picard, N., Turner, R.S., Strick, P.L., Grafton, S.T., Kording, K.P., 2014. Multifaceted aspects of chunking enable robust algorithms. *Journal of Neurophysiology* 112, 1849–1856.
- Aldous, D.J., 1985. Exchangeability and related topics, in: Aldous, D.J., Ibragimov, I.A., Jacod, J., Hennequin, P.L. (Eds.), *École d’Été de Probabilités de Saint-Flour XIII—1983*, Springer, Berlin, Heidelberg. pp. 1–198.
- Botvinick, M.M., Niv, Y., Barto, A.G., 2009. Hierarchically organized behavior and its neural foundations: A reinforcement learning perspective. *Cognition* 113, 262–280.
- Buchsbaum, D., Griffiths, T.L., Plunkett, D., Gopnik, A., Baldwin, D., 2015. Inferring action structure and causal relationships in continuous sequences of human action. *Cognitive Psychology* 76, 30–77.
- Chater, N., 1999. The search for simplicity: A fundamental cognitive principle? *The Quarterly Journal of Experimental Psychology Section A* 52, 273–302.
- Correa, C.G., Ho, M.K., Callaway, F., Daw, N.D., Griffiths, T.L., 2023. Humans decompose tasks by trading off utility and computational cost. *PLOS Computational Biology* 19, 1–31.
- Dasgupta, I., Griffiths, T.L., 2022. Clustering and the efficient use of cognitive resources. *Journal of Mathematical Psychology* 109, 102675.
- Daw, N.D., Courville, A.C., 2007. The pigeon as particle filter, in: *Proceedings of the 20th International Conference on Neural Information Processing Systems*, pp. 369–376.
- Dezfouli, A., Balleine, B.W., 2012. Habits, action sequences and reinforcement learning. *European Journal of Neuroscience* 35, 1036–1051.
- Eckstein, M.K., Collins, A.G.E., 2020. Computational evidence for hierarchically structured reinforcement learning in humans. *Proceedings of the National Academy of Sciences* 117, 29381–29389.

- Ellis, K., Wong, C., Nye, M., Sablé-Meyer, M., Morales, L., Hewitt, L., Cary, L., Solar-Lezama, A., Tenenbaum, J.B., 2021. Dreamcoder: Bootstrapping inductive program synthesis with wake-sleep library learning, in: Proceedings of the 42nd ACM SIGPLAN International Conference on Programming Language Design and Implementation, Association for Computing Machinery, New York, NY, USA. pp. 835–850.
- Fränken, J.P., Theodoropoulos, N.C., Bramley, N.R., 2022. Algorithms of adaptation in inductive inference. *Cognitive Psychology* 137, 101506.
- Goldwater, S., Griffiths, T.L., Johnson, M., 2009. A bayesian framework for word segmentation: Exploring the effects of context. *Cognition* 112, 21–54.
- Goodman, N.D., Mansinghka, V.K., Roy, D., Bonawitz, K., Tenenbaum, J.B., 2008a. Church: A language for generative models, in: Proceedings of the Twenty-Fourth Conference on Uncertainty in Artificial Intelligence, AUAI Press. pp. 220–229.
- Goodman, N.D., Tenenbaum, J.B., Feldman, J., Griffiths, T.L., 2008b. A rational analysis of rule-based concept learning. *Cognitive Science* 32, 108–154.
- Hamrick, J.B., Smith, K.A., Griffiths, T.L., Vul, E., 2015. Think again? the amount of mental simulation tracks uncertainty in the outcome., in: Proceedings of the 37th Annual Conference of the Cognitive Science Society.
- Hart, P.E., Nilsson, N.J., Raphael, B., 1968. A formal basis for the heuristic determination of minimum cost paths. *IEEE Transactions on Systems Science and Cybernetics* 4, 100–107.
- Held, M., Karp, R.M., 1970. The traveling-salesman problem and minimum spanning trees. *Operations Research* 18, 1138–1162.
- Ho, M.K., Sanborn, S., Callaway, F., Bourgin, D., Griffiths, T., 2018. Human priors in hierarchical program induction, in: Proceedings of the 2018 Conference on Cognitive Computational Neuroscience.
- Huys, Q.J.M., Lally, N., Faulkner, P., Eshel, N., Seifritz, E., Gershman, S.J., Dayan, P., Roiser, J.P., 2015. Interplay of approximate planning strategies. *Proc. of the National Academy of Sciences* 112, 3098–3103.

- Johnson, M., Griffiths, T.L., Goldwater, S., 2006. Adaptor grammars: A framework for specifying compositional nonparametric bayesian models. *Advances in Neural Information Processing Systems*.
- Klir, G.J., Simon, H.A., 1991. *The architecture of complexity*. Springer.
- Lai, L., Huang, A.Z., Gershman, S.J., 2022. Action chunking as policy compression. URL: osf.io/preprints/psyarxiv/z8yrv.
- Lake, B.M., Piantadosi, S.T., 2020. People infer recursive visual concepts from just a few examples. *Computational Brain & Behavior* 3, 54–65.
- Lake, B.M., Salakhutdinov, R., Tenenbaum, J.B., 2015. Human-level concept learning through probabilistic program induction. *Science* 350, 1332–1338.
- Levine, S., 2018. Reinforcement learning and control as probabilistic inference: Tutorial and review. [arXiv:1805.00909](https://arxiv.org/abs/1805.00909).
- Lieder, F., Griffiths, T.L., Hsu, M., 2018. Overrepresentation of extreme events in decision making reflects rational use of cognitive resources. *Psychological Review* 125, 1–32.
- Luce, R.D., 1959. On the possible psychophysical laws. *Psychological review* 66, 81–95.
- Luong, M.T., Frank, M.C., Johnson, M., 2013. Parsing entire discourses as very long strings: Capturing topic continuity in grounded language learning. *Transactions of the Association for Computational Linguistics* 1, 315–326.
- Maisto, D., Donnarumma, F., Pezzulo, G., 2015. *Divide et impera*: subgoal-ing reduces the complexity of probabilistic inference and problem solving. *Journal of The Royal Society Interface* 12, 20141335.
- Marr, D., 1982. *Vision*. W. H. Freeman.
- McNamee, D., Wolpert, D.M., Lengyel, M., 2016. Efficient state-space modularization for planning: theory, behavioral and neural signatures, in: *Advances in Neural Information Processing Systems*.
- Miller, G., Galanter, E., Pribram, K., 1960. *Plans and the Structure of Behavior*. Henry Holt and Co.

- Miller, G.A., 1956. The magical number seven, plus or minus two: Some limits on our capacity for processing information. *Psychological Review* 63, 81–97.
- Newell, A., Simon, H.A., 1972. *Human problem solving*. Prentice-Hall.
- O’Donnell, T.J., 2015. *Productivity and Reuse In Language: A Theory of Linguistic Computation and Storage*. The MIT Press.
- Perruchet, P., Pacton, S., 2006. Implicit learning and statistical learning: one phenomenon, two approaches. *Trends in Cognitive Sciences* 10, 233–238.
- Piantadosi, S.T., Tenenbaum, J.B., Goodman, N.D., 2012. Bootstrapping in a language of thought: A formal model of numerical concept learning. *Cognition* 123, 199–217.
- Planton, S., van Kerkoerle, T., Abbih, L., Maheu, M., Meyniel, F., Sigman, M., Wang, L., Figueira, S., Romano, S., Dehaene, S., 2021. A theory of memory for binary sequences: Evidence for a mental compression algorithm in humans. *PLOS Computational Biology* 17, 1–43.
- Poesia, G., Goodman, N.D., 2023. Peano: learning formal mathematical reasoning. *Philosophical Transactions of the Royal Society A: Mathematical, Physical and Engineering Sciences* 381, 20220044.
- Ramkumar, P., Acuna, D.E., Berniker, M., Grafton, S.T., Turner, R.S., Kording, K.P., 2016. Chunking as the result of an efficiency computation trade-off. *Nature communications* 7, 1–11.
- Ribas-Fernandes, J.J., Solway, A., Diuk, C., McGuire, J.T., Barto, A.G., Niv, Y., Botvinick, M.M., 2011. A neural signature of hierarchical reinforcement learning. *Neuron* 71, 370–379.
- Rosenbaum, D.A., Kenny, S.B., Derr, M.A., 1983. Hierarchical control of rapid movement sequences. *Journal of experimental psychology. Human perception and performance* 9, 86–102.
- Rule, J.S., Tenenbaum, J.B., Piantadosi, S.T., 2020. The child as hacker. *Trends in Cognitive Sciences* 24, 900–915.
- Russell, S.J., Norvig, P., 2021. *Artificial Intelligence: A Modern Approach*. Pearson Education, Inc.

- Sanborn, S., Bourgin, D.D., Chang, M., Griffiths, T.L., 2018. Representational efficiency outweighs action efficiency in human program induction, in: Proceedings of the 40th Annual Conference of the Cognitive Science Society.
- Schwarz, G., 1978. Estimating the Dimension of a Model. *The Annals of Statistics* 6, 461–464.
- Şimşek, Ö., Barto, A.G., 2009. Skill characterization based on betweenness, in: *Advances in Neural Information Processing Systems*.
- Solway, A., Diuk, C., Córdoba, N., Yee, D., Barto, A.G., Niv, Y., Botvinick, M.M., 2014. Optimal behavioral hierarchy. *PLOS Computational Biology* 10, 1–10.
- Stolle, M., Precup, D., 2002. Learning options in reinforcement learning, in: *Abstraction, Reformulation, and Approximation: 5th International Symposium, SARA 2002 Kananaskis, Alberta, Canada August 2–4, 2002 Proceedings* 5, Springer. pp. 212–223.
- Sutton, R.S., Precup, D., Singh, S., 1999. Between mdps and semi-mdps: A framework for temporal abstraction in reinforcement learning. *Artificial Intelligence* 112, 181–211.
- Tomov, M.S., Yagati, S., Kumar, A., Yang, W., Gershman, S.J., 2020. Discovery of hierarchical representations for efficient planning. *PLOS Computational Biology* 16, 1–42.
- Tosatto, L., Fagot, J., Nemeth, D., Rey, A., 2022. The evolution of chunks in sequence learning. *Cognitive Science* 46, e13124.
- Toussaint, M., Storkey, A., 2006. Probabilistic inference for solving discrete and continuous state markov decision processes, in: *Proceedings of the 23rd International Conference on Machine Learning, Association for Computing Machinery, New York, NY, USA*. pp. 945–952.
- Ullman, T.D., Wang, Y., 2023. Resource bounds on mental simulations: Evidence from a fluid-reasoning task. URL: osf.io/preprints/psyarxiv/rf367.

- Verwey, W.B., 1996. Buffer loading and chunking in sequential keypressing. *Journal of experimental psychology. Human perception and performance* 22, 544–562.
- Wen, Z., Precup, D., Ibrahimi, M., Barreto, A., Van Roy, B., Singh, S., 2020. On efficiency in hierarchical reinforcement learning, in: Larochelle, H., Ranzato, M., Hadsell, R., Balcan, M., Lin, H. (Eds.), *Advances in Neural Information Processing Systems*, Curran Associates, Inc.. pp. 6708–6718.
- Wingate, D., Goodman, N.D., Roy, D.M., Kaelbling, L.P., Tenenbaum, J.B., 2011. Bayesian policy search with policy priors. *Proceedings of the Twenty-Second international joint conference on Artificial Intelligence*.
- Wu, S., Éltető, N., Dasgupta, I., Schulz, E., 2023. Chunking as a rational solution to the speed-accuracy trade-off in a serial reaction time task. *Scientific Reports* 13, 7680.
- Zhao, B., Lucas, C.G., Bramley, N.R., 2023. A model of conceptual bootstrapping in human cognition. *Nature Human Behaviour* , 1–12.
- Éltető, N., Dayan, P., 2023. Habits of mind: Reusing action sequences for efficient planning [ArXiv:2306.05298](https://arxiv.org/abs/2306.05298) [cs].
- Éltető, N., Nemeth, D., Janacsek, K., Dayan, P., 2022. Tracking human skill learning with a hierarchical bayesian sequence model. *PLOS Computational Biology* 18, 1–28.