

Poisoning Attacks Against Contrastive Recommender Systems

Zongwei Wang
Chongqing University
Chongqing, China
zongwei@cqu.edu.cn

Junliang Yu
The University of Queensland
Brisbane, Australia
jl.yu@uq.edu.au

Min Gao ✉
Chongqing University
Chongqing, China
gaomin@cqu.edu.cn

Hongzhi Yin
The University of Queensland
Brisbane, Australia
h.yin1@uq.edu.au

Bin Cui
Peking University
Beijing, China
bin.cui@pku.edu.cn

Shazia Sadiq
The University of Queensland
Brisbane, Australia
shazia@eecs.uq.edu.au

Abstract—Contrastive learning (CL) has recently gained significant popularity in the field of recommendation. Its ability to learn without heavy reliance on labeled data is a natural antidote to the data sparsity issue. Previous research has found that CL can not only enhance recommendation accuracy but also inadvertently exhibit remarkable robustness against noise. However, this paper identifies a vulnerability of CL-based recommender systems: Compared with their non-CL counterparts, they are even more susceptible to poisoning attacks that aim to promote target items. Our analysis points to the uniform dispersion of representations led by the CL loss as the very factor that accounts for this vulnerability. We further theoretically and empirically demonstrate that the optimization of CL loss can lead to smooth spectral values of representations. Based on these insights, we attempt to reveal the potential poisoning attacks against CL-based recommender systems. The proposed attack encompasses a dual-objective framework: One that induces a smoother spectral value distribution to amplify the CL loss’s inherent dispersion effect, named dispersion promotion; and the other that directly elevates the visibility of target items, named rank promotion. We validate the destructiveness of our attack model through extensive experimentation on four datasets. By shedding light on these vulnerabilities, we aim to facilitate the development of more robust CL-based recommender systems.

Index Terms—Contrastive Learning, Recommender Systems, Poisoning Attacks.

I. INTRODUCTION

In recent years, contrastive learning (CL) [1, 2] has emerged as a promising unsupervised learning paradigm in deep representation learning, demonstrating its significant potential across various domains [3, 4, 5]. This approach encourages models to learn informative features and invariance from vast amounts of unlabeled data, achieving enhancement in the model’s generalization ability and leading to improved accuracy and robustness in different tasks. When applied to recommender systems, CL has been extensively studied and proven effective in enhancing recommendation quality [6, 7]. Additionally, its utilization in this domain exhibits a remarkable level of robustness comparable to that observed in computer vision [8, 9] and natural language processing [10, 11],

confirming its ability to uphold recommendation accuracy even in the presence of noisy data scenarios [12, 13, 14].

However, it is noteworthy that existing studies predominantly concentrate on the overall robustness of CL-based recommendations, disregarding the potential hazards imposed on individual items. For example, in the context of product recommendations, there have been cases where low-quality and unpopular products are promoted [15], or in the domain of news recommendations, misleading information is disseminated to specific groups [16]. It is conceivable that the successful promotion of target items with ulterior motives can have a significantly negative impact on user experience and even social stability. Within the realm of recommender systems, one prominent type of attack, referred to *poisoning attacks*, can focus on individual items [17, 18, 19]. This type of attack fulfills deliberate manipulation of recommendation outcomes through strategic injection of malicious profiles, whose ultimate goal is to amplify the exposure of target items. As poisoning attacks are widespread and pose a genuine threat in many real-world recommender systems, a natural question arises: *Can CL-based recommendations effectively withstand the poisoning attacks on individual target items?*

To address our concerns, we first conducted a series of experiments specifically focused on poisoning attacks against recommender systems, comparing the performance of recommendation models with and without CL. For our experiments, we employed the widely used model, LightGCN [20], as the recommendation encoder, and evaluated four popular and easily reproducible CL-based recommendation methods: SSL4Rec [21], SGL [12], SimGCL [13] and XSimGCL [7]. To initially explore the impact of poisoning attacks, we adopted a common attack approach (Random-Attack) [22] to inject randomly constructed malicious user profiles into public datasets. Regrettably, as illustrated in Figure 1, despite the ability of CL-based recommendation methods to maintain stability in overall recommendation accuracy (measured by Recall@50), the results revealed that they were more susceptible to poisoning attacks in terms of the exposure of target

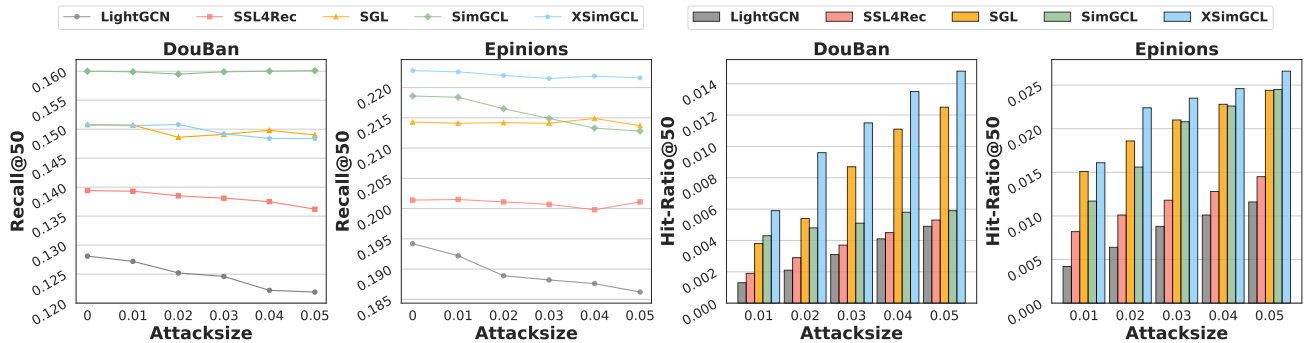


Fig. 1: The comparison of LightGCN, SSL4Rec, SGL, SimGCL, and XSimGCL on DouBan and Epinions under Random Attack. Attack size represents the ratio of the number of malicious users to the total number of users.

items (measured by Hit-Ratio@50). This unexpected outcome has sparked a profound sense of worry and urgency within us, as it implies that the widespread adoption of CL-based recommendations may have caught the considerable attention of potential attackers.

To identify the underlying causes of CL-based recommendation’s vulnerability against poisoning attacks, we investigate the embedding space learned by non-CL and CL-based recommendation methods. By visualizing the distributions of the representations, we find that the objective function of CL is the core factor. In the absence of CL, the representations show *local clustering* characteristics, where users and popular items tend to gather and hinder cold items from reaching more users. In contrast, the addition of CL provides repulsion between any two nodes, thus suppressing the aggregation of users and popular items and leading to *globally dispersed* representation distribution. Our findings reveal that CL is a double-edged sword. On the one hand, it has an inhibitory effect on popular items and then alleviates the popularity bias problem [23]. On the other hand, non-popular items could be easier to enter recommendation lists. As target items in poisoning attacks are often unpopular, CL becomes a booster to increase the exposure of target items. This inherent flaw gives rise to a new question: *Does there exist a potential poisoning attack that poses a greater threat to CL-based recommendations than current poisoning attacks?*

In this paper, we give an affirmative answer to the aforementioned question. Given that the CL objective serves as an auxiliary task relative to the primary recommendation objective, the representation distribution from the joint optimization (i.e., the attraction endowed by the recommendation objective and the repulsion induced by the CL objective) might not be sufficiently uniform to meet the attacker’s criteria. Potential adversaries may thus choose to amplify the dispersion degree of representation distribution, ensuring users are more broadly dispersed across the embedding space. This increased dispersion creates a conducive attack environment, providing target items with expanded opportunities to reach more diverse users.

Based on the above insights, we theoretically and empirically establish that the fine-tuning of CL correlates with smooth spectra of representations. This revelation supports

the notion that attackers can facilitate the optimization of CL loss by promoting a smoother spectral value distribution, consequently increasing the degree of dispersion. In this paper, a potential attack method is proposed to uncover the poisoning mechanism against CL-based recommendation, aiming to deepen the understanding of the robustness of CL-based recommender systems and safeguard them from manipulation. Specifically, we explore a bi-level optimization based attack framework against CL-based recommendations, named the Contrastive Learning Recommendation Attack (CLear). The CLear pursues two primary objectives: Firstly, the dispersion promotion objective focuses on achieving a smoother spectral distribution of representations to facilitate optimizing CL loss, thereby enhancing the extent of their dispersion across the vector space. Secondly, the rank promotion objective is dedicated to optimizing the visibility of target items, ensuring their maximized exposure to an extensive user base.

Our contributions can be summarized as follows:

- We delve into the vulnerability of CL-based recommender systems to poisoning attacks, which has still remained unexplored despite the popularity of CL-based recommendations.
- We propose a potential poisoning attack strategy to examine the detrimental impact of poisoning attacks on CL-based recommendations.
- Extensive experiments on several datasets convincingly illustrate that the proposed attack method carries a greater threat than existing attack methods.

II. PRELIMINARIES

A. Recommendation Models

Recommendation Task. Let \mathcal{U} and \mathcal{I} respectively be the sets of users and items, and \mathcal{D} denote the user interaction data. A recommendation model aims to learn a low-dimensional representation set \mathbf{Z} for predicting the preference of user $u \in \mathcal{U}$ to item $i \in \mathcal{I}$, which can be calculated by \mathbf{z}_u and $\mathbf{z}_i \in \mathbf{Z}$. A widely used recommendation objective function is Bayesian Personalized Ranking (BPR) [24], which is formulated as:

$$\mathcal{L}_{rec} = \mathbb{E}_{(u,i,j) \sim P_{\mathcal{D}}} - \log \phi(\mathbf{z}_u^T \mathbf{z}_i - \mathbf{z}_u^T \mathbf{z}_j), \quad (1)$$

where ϕ is the sigmoid function. $P_{\mathcal{D}}(\cdot)$ refers to the distribution of the interaction data, the tuple (u, i, j) includes a user

u , a positive sample item i with observed interactions, and a negative sample item j without observed interactions with u .

Contrastive Learning Task. Contrastive learning [25] is often conducted between augmentations of the original representations (e.g., learned from perturbed data) in the recommendation. The most commonly used contrastive loss is InfoNCE [26] which is formulated as follows:

$$\mathcal{L}_{cl} = - \sum_{p \in (\mathcal{U} \cup \mathcal{I})} \log \frac{\exp(\bar{\mathbf{z}}_p'^T \bar{\mathbf{z}}_p'' / \tau)}{\sum_{n \in (\mathcal{U} \cup \mathcal{I})} \exp(\bar{\mathbf{z}}_p'^T \bar{\mathbf{z}}_n'' / \tau)}, \quad (2)$$

where p and n are the positive sample and negative sample from \mathcal{U} or \mathcal{I} . $\bar{\mathbf{z}}$ is the L_2 normalized representations of \mathbf{z} . $\bar{\mathbf{z}}'$ and $\bar{\mathbf{z}}''$ are learned from different augmentations. τ is the hyper-parameter, known as the temperature coefficient.

Generally, CL-based recommendation models optimize a joint loss where the recommendation is the primary task while the CL task plays a secondary role whose magnitude is controlled by a coefficient ω . The joint loss is formulated as follows:

$$\mathcal{L} = \mathcal{L}_{rec} + \omega \mathcal{L}_{cl}. \quad (3)$$

B. Poisoning Attacks

Attacker’s Goal. In recommender systems, there are two types of poisoning attacks: non-targeted and targeted attacks. The non-targeted attack aims to disrupt the overall performance of the recommender system while the targeted attack focuses on promoting specific items. Our attack falls under the category of targeted promotion, where we aim to maximize the likelihood of target items \mathcal{I}^T appearing in as many users’ top-K recommendation lists as possible.

Attacker’s Prior Knowledge. There are two cases for attackers to know about victim models. In the white-box setting, attackers have full access to the recommendation model and available user-item interaction data \mathcal{D} . While in the black-box setting, attackers only have access to interaction information \mathcal{D} and do not possess any prior knowledge about the underlying recommendation model. To figure out the attack mechanism against CL-based recommender systems and investigate the theoretical upper bound of potential damage, our attack strategy is primarily concentrated on the white-box setting. It is noteworthy that the adaptation of a white-box attack strategy to a black-box environment often entails the use of a proxy model. This approach has been extensively acknowledged and validated in current research [27, 28].

Attacker’s Capability. Attackers can inject a set of malicious users \mathcal{U}_M and generate well-designed interactions \mathcal{D}_M . However, due to limited resources, the attacker can only register a restricted number of malicious users with limited interactions. If not stressed, we assume that the attacker can register malicious users equivalent to 1% of the total number of genuine users, and the interaction count of each malicious user can not be more than the average number of interactions per

normal user. This setting is commonly used in related studies [15, 17, 18].

III. HOW POISONING ATTACKS AFFECT CL-BASED RECOMMENDATION

Given the fact that CL-based recommender systems are more vulnerable to poisoning attacks in terms of target item promotion, in this section, we investigate how CL-based recommender systems are affected by poisoning attacks and reveal the underlying causes.

A. Analysis of Representation Distributions Under Attacks

Drawing inspiration from prior research [13, 29, 30], we first conducted experiments for visualizing the representation distributions learned by recommendation models with and without CL when subjected to a poisoning attack. The experimental setup employed is as follows: We use Random-Attack as the chosen attack approach, and for each malicious user, the number of interactions is set to match the average number of user interactions. To ensure clear and concise experimental results, we employed a systematic sampling strategy for each dataset. Initially, items were ranked based on their popularity, and we sampled 500 popular items from the top 20% group, along with 500 cold items and 5 target items from the remaining items. This sampling approach was chosen to accommodate the presence of a long-tail distribution (also named power-law distribution) in item popularity. Additionally, we randomly selected 500 users for the experiment. Then, we used t-SNE [31] to map the learned optimal representations to a two-dimensional space.

Our experiments were executed on a selection of prevalent datasets, including DouBan [32], Epinions [33], ML-1M [34], and Yelp [13]. The results presented are from DouBan and Epinions datasets. As illustrated in Figure 2, there are two distinct patterns in the absence and presence of CL:

- Local Clustering (without CL): recommendation without CL (LightGCN) exhibits a tendency to cluster popular items and users together, while cold items are positioned distantly from the user clusters.
- Global Dispersion (with CL): in contrast, recommendation with CL (SSL4Rec, SGL, SimGCL, and XSimGCL) exhibits a more balanced distribution, extending throughout the entire vector space. Consequently, this distribution brings popular items and cold items into closer proximity.

Focusing on the position of target items in Figure 2, we observe that the vulnerability of CL-based recommender systems to poisoning attacks could be attributed to the global dispersion pattern. Specifically, when the targeted items are cold items, their proximity to users in the vector space increases, which indicates a higher probability of being included in users’ recommendation lists. Therefore, the global dispersion pattern plays a crucial role in making the system more susceptible to poisoning attacks.

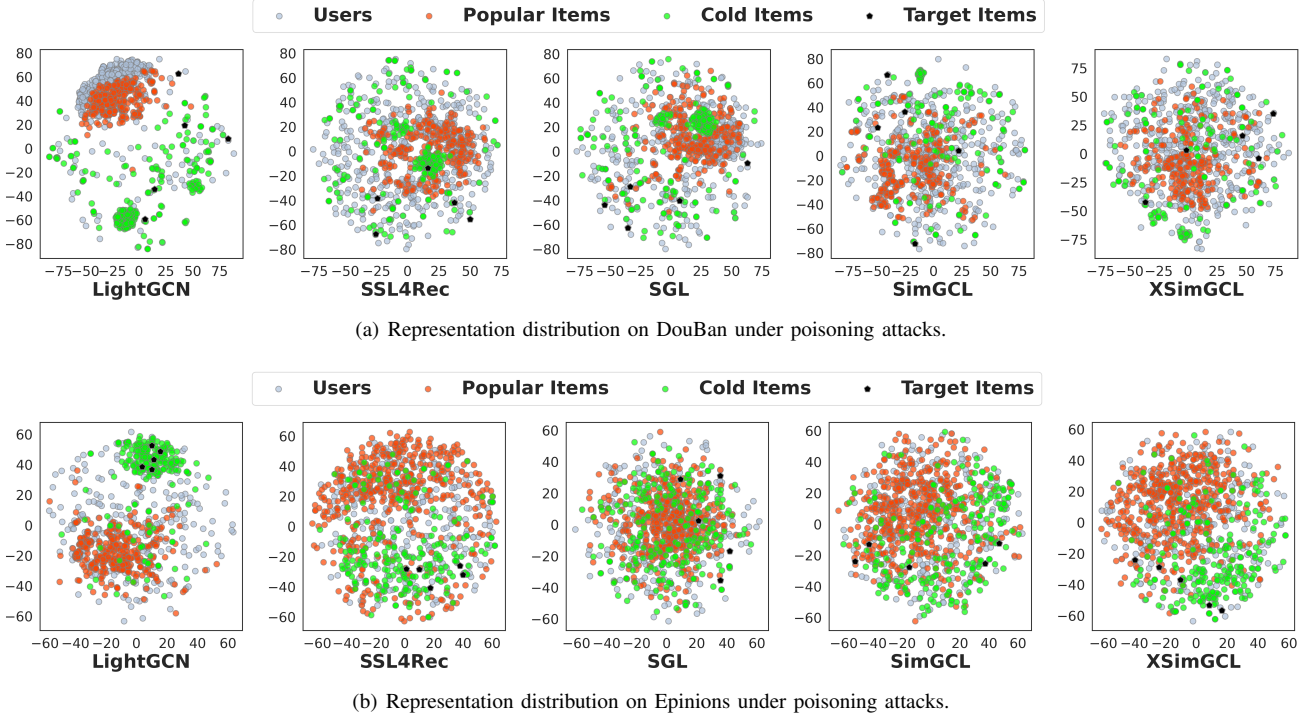


Fig. 2: Representation distribution on DouBan and Epinions datasets under poisoning attacks (Random-Attack). Recommendation methods without CL show local clustering pattern, while the ones with CL show a global dispersion pattern.

B. What Matters Local Clustering and Global Dispersion

The emergence of two distinct patterns (i.e., local clustering and global dispersion) from empirical observations can be explained from the loss optimization perspective.

1) **BPR Loss Causes Local Clustering:** The local clustering pattern has been discovered in many existing studies [13, 17], and they attribute such a pattern to BPR loss and popularity bias problem. Here, we simply explain the reason. The gradient update formulas of BPR loss from Equation (1) are as follows:

$$\nabla_{\mathbf{z}_u} = -(\mathbf{z}_i - \mathbf{z}_j) \cdot \frac{\exp(\mathbf{z}_u^T \mathbf{z}_i - \mathbf{z}_u^T \mathbf{z}_j)}{1 + \exp(\mathbf{z}_u^T \mathbf{z}_i - \mathbf{z}_u^T \mathbf{z}_j)}, \quad (4)$$

$$\nabla_{\mathbf{z}_i} = -\mathbf{z}_u \cdot \frac{\exp(\mathbf{z}_u^T \mathbf{z}_i - \mathbf{z}_u^T \mathbf{z}_j)}{1 + \exp(\mathbf{z}_u^T \mathbf{z}_i - \mathbf{z}_u^T \mathbf{z}_j)}, \quad (5)$$

$$\nabla_{\mathbf{z}_j} = \mathbf{z}_u \cdot \frac{\exp(\mathbf{z}_u^T \mathbf{z}_i - \mathbf{z}_u^T \mathbf{z}_j)}{1 + \exp(\mathbf{z}_u^T \mathbf{z}_i - \mathbf{z}_u^T \mathbf{z}_j)}. \quad (6)$$

By examining Equation (4)-(6), we can summarize the reason causing local clustering, i.e., gradient update direction ($-\nabla_{\mathbf{z}_u}$). Users gravitate towards positive item i while distancing themselves from negative item j . Given the long-tail distribution characteristic of recommendation data, popular items have a higher likelihood of being sampled. Consequently, users are more inclined to be attracted to popular items, leading to a clustering effect between users and popular items. In contrast, cold items are often treated as negative samples and are pushed away from the user clusters.

In light of the influence of BPR loss, it becomes evident that cold items are positioned further away from users. Therefore, if an attacker aims to bring cold items closer to the user group, a substantial number of malicious interactions would need to be added, resulting in a significantly high cost and high probability to be detected.

2) **CL Loss Causes Global Dispersion:** Recall Equation (2), we can derive the following format:

$$\mathcal{L}_{cl} = -\left(\sum_{p \in (\mathcal{U} \cup \mathcal{I})} (\bar{\mathbf{z}}_p^T \bar{\mathbf{z}}_p'' / \tau) - \sum_{p \in (\mathcal{U} \cup \mathcal{I})} \log \sum_{n \in (\mathcal{U} \cup \mathcal{I})} \exp(\bar{\mathbf{z}}_p^T \bar{\mathbf{z}}_n'' / \tau) \right), \quad (7)$$

and we can deduce the functionality of minimizing CL loss, which involves maximizing the similarity between \mathbf{z}'_p and \mathbf{z}''_p , while simultaneously minimizing the similarity between \mathbf{z}'_p and \mathbf{z}''_n . We attribute global dispersion to the second term of the formula: this process of CL loss optimization can be perceived as pushing \mathbf{z}'_p and \mathbf{z}''_n away from each other. Consequently, the CL loss inherently generates a natural repulsion among the representations, causing the representation to be roughly uniformly distributed.

Discussion. Comparing local clustering and global dispersion patterns, the CL loss appears to be a double-edged sword in the recommendation. On the positive side, CL loss helps to address the popularity bias problem in recommender system. Non-CL recommendation methods tend to prioritize popular items, as they are more likely to be well-received by the majority of users. However, this emphasis on popularity can

lead to limited exposure and coverage for cold items within recommender systems. The global dispersion pattern caused by CL loss provides cold items with an opportunity to be exposed to a larger user base. This observation is supported by Figure 2, which shows that many cold items are in close proximity to more users in CL-based recommendation methods. On the negative side, the CL loss inadvertently facilitates the targeting of specific items through poisoning attacks. In particular, the target items are often cold items, and in CL-based recommendation methods, these items can be easily brought into close proximity to a larger number of users through the poisoning attack.

Then, a pertinent question arises about whether attackers can intensify the global dispersion patterns caused by CL loss. In a scenario where such optimization is accentuated, target items would have a higher visibility in the recommendation lists of a wider user base. In the following subsection, we explicate the correlation between the optimization of CL loss and the spectral characteristics of representations. Our findings suggest that the optimization of CL loss can be facilitated by encouraging a smoother spectral distribution of representations. Hence, stimulating the optimization of CL loss can, in turn, augment the dispersion of representation throughout the embedding space.

C. Further Analysis of CL Loss: From Spectral Perspective

Motivated by recent advancements that probe into the interrelationship between contrastive learning and spectral properties [35, 36], we find that the optimization of CL loss favors smooth representations' spectral values (also called singular values), through theoretical analyses and empirical observations.

Theoretical Analysis. Inspired by [35], we consider the decomposition of representations and use Singular Value Decomposition (SVD) [37] to get the decomposition of \mathbf{Z} , i.e., $\mathbf{Z} = \mathbf{L}\mathbf{\Sigma}\mathbf{R}^T$, where $\mathbf{L} = (\mathbf{l}_1, \dots, \mathbf{l}_M)$ represents M -order orthogonal matrix and $\mathbf{R} = (\mathbf{r}_1, \dots, \mathbf{r}_N)$ represents N -order orthogonal matrix. The terms \mathbf{l} and \mathbf{r} correspond to left singular vector and right singular vector, respectively. Here, M is the dimensional length of the representation vector, while N is the number of all users and items. $\mathbf{\Sigma} = \text{diag}(\sigma_1, \dots, \sigma_M)$ is the $M \times N$ rectangular diagonal matrix, with non-negative singular values σ arranged in descending order. For simplification, we set $\tau = 1$ in Equation (7), and we can get that:

$$\begin{aligned} \mathcal{L}_{cl} &= - \sum_{p \in (\mathcal{U} \cup \mathcal{I})} \bar{\mathbf{z}}_p^T \bar{\mathbf{z}}_p'' + \sum_{p \in (\mathcal{U} \cup \mathcal{I})} \log \sum_{n \in (\mathcal{U} \cup \mathcal{I})} \exp(\bar{\mathbf{z}}_p^T \bar{\mathbf{z}}_n'') \\ &< - \sum_{p \in (\mathcal{U} \cup \mathcal{I})} \bar{\mathbf{z}}_p^T \bar{\mathbf{z}}_p'' + \sum_{p \in (\mathcal{U} \cup \mathcal{I})} \log(N \max_{n \in (\mathcal{U} \cup \mathcal{I})} \exp(\bar{\mathbf{z}}_p^T \bar{\mathbf{z}}_n'')) \\ &< - \sum_{p \in (\mathcal{U} \cup \mathcal{I})} \bar{\mathbf{z}}_p^T \bar{\mathbf{z}}_p'' + \sum_{p \in (\mathcal{U} \cup \mathcal{I})} (\log N + \max_{n \in (\mathcal{U} \cup \mathcal{I})} \bar{\mathbf{z}}_n^T \bar{\mathbf{z}}_n''). \end{aligned} \quad (8)$$

In the provided equation, the transformation from the first to the second row applies the log-sum-exp trick, consolidating all $\bar{\mathbf{z}}_p^T \bar{\mathbf{z}}_n''$ terms to their maximum within the set, thus

simplifying the computation. Proceeding to the third row, drawing inspiration from the findings of [30, 38], we suppose a near alignment of the two augmented representations. This implies that the maximum similarity between any negative pair $\bar{\mathbf{z}}_p^T \bar{\mathbf{z}}_n''$ is less than the maximum similarity within the augmented representations themselves $\bar{\mathbf{z}}_n^T \bar{\mathbf{z}}_n''$. Consequently, the optimization of the CL loss can be reformulated as follows:

$$\begin{aligned} \mathcal{L}_{cl} &< - \sum_{p \in (\mathcal{U} \cup \mathcal{I})} \bar{\mathbf{z}}_p^T \bar{\mathbf{z}}_p'' + N \max_{n \in (\mathcal{U} \cup \mathcal{I})} (\bar{\mathbf{z}}_n^T \bar{\mathbf{z}}_n'') + N \log N \\ &= -\text{Tr}(\mathbf{Z}'^T \mathbf{Z}''') + N \max_{n \in (\mathcal{U} \cup \mathcal{I})} (\bar{\mathbf{z}}_n^T \bar{\mathbf{z}}_n'') + N \log N, \end{aligned} \quad (9)$$

where $\text{Tr}(\cdot)$ means the trace of matrix.

Considering \mathbf{Z}' and \mathbf{Z}'' as augmented representations derived from the original representations, we hypothesize a minimal variance in their respective singular vectors. Therefore, we constrain them to be identical. Following this constraint, we get that $\mathbf{Z}' = \mathbf{L}\mathbf{\Sigma}'\mathbf{R}^T$ and $\mathbf{Z}'' = \mathbf{L}\mathbf{\Sigma}''\mathbf{R}^T$, leading to:

$$\begin{aligned} \mathbf{Z}'^T \mathbf{Z}'' &= \mathbf{R}\mathbf{\Sigma}'^T \mathbf{L}^T \mathbf{L} \mathbf{\Sigma}'' \mathbf{R}^T \\ &= \sigma'_1 \sigma''_1 \mathbf{r}_1 \mathbf{r}_1^T + \sigma'_2 \sigma''_2 \mathbf{r}_2 \mathbf{r}_2^T + \dots + \sigma'_M \sigma''_M \mathbf{r}_M \mathbf{r}_M^T. \end{aligned} \quad (10)$$

Then, we plug this equation into Equation (9), and due to $\mathbf{r}_j^T \mathbf{r}_j = 1$, we can get that:

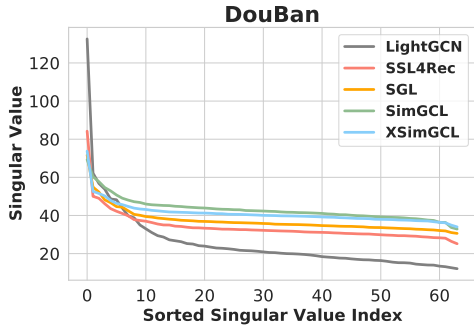
$$\begin{aligned} \mathcal{L}_{cl} &< -\text{Tr}(\mathbf{Z}'^T \mathbf{Z}''') + N \max_{n \in (\mathcal{U} \cup \mathcal{I})} (\bar{\mathbf{z}}_n^T \bar{\mathbf{z}}_n'') + N \log N \\ &= - \sum_i \sigma'_i \sigma''_i + N \max_j \sigma'_j \sigma''_j \mathbf{r}_j^T \mathbf{r}_j + N \log N \\ &= N \max_j \sigma'_j \sigma''_j - \sum_i \sigma'_i \sigma''_i + N \log N. \end{aligned} \quad (11)$$

By setting $\vec{\sigma} = [\sigma_1, \dots, \sigma_M]^T$, the equation can be transformed as follows:

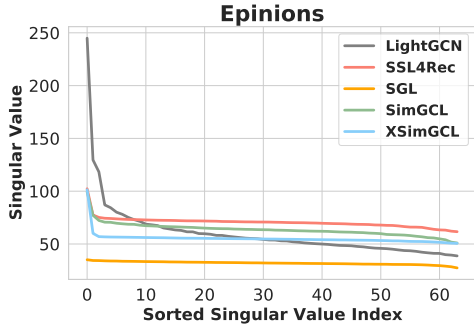
$$\mathcal{L}_{cl} < N \max_j \sigma'_j \sigma''_j - \vec{\sigma}'^T \vec{\sigma}'' + N \log N. \quad (12)$$

This indicates an upper bound of the CL loss, suggesting that the minimization of CL loss is equivalent to the minimization of this upper bound. The minimization of the CL loss effectively becomes a dual-objective optimization problem: minimizing the first term $\max_j \sigma'_j \sigma''_j$, which corresponds to the largest singular value product; and maximizing the second term $\vec{\sigma}'^T \vec{\sigma}''$, which corresponds to the sum of the product of singular values. This approach targets the reduction of the highest singular value similarities while enhancing the overall similarity of the singular values between \mathbf{Z}' and \mathbf{Z}'' . Such a minimization strategy is inclined to yield a smoother distribution of singular values. Next, we will empirically show the singular values decomposed by representation learned by recommendation models with and without CL.

Empirical Observations: in the experimental setup analogous to prior configurations, representations are derived from LightGCN, SSL4Rec, SGL, SimGCL, and XSimGCL. Subsequent



(a) Sorted Spectral Value Distribution on DouBan.



(b) Sorted Spectral Value Distribution on Epinions.

Fig. 3: Spectral Value Distribution on two datasets.

to this, SVD is employed to decompose these representations into singular values, which are then sorted.

Figure 3 illustrates the distribution of singular values for both non-CL and CL-based recommendations. Both distributions obey the long-tail distribution. However, notable distinctions can be observed: the LightGCN curves appear sharper across both datasets, whereas the curves corresponding to CL-based recommendations maintain smooth. Our theoretical analyses can explain this phenomenon, i.e., the optimization of CL loss tends to gravitate towards diminishing the maximal spectral value, concurrently facilitating a smoother distribution of spectral values. Therefore, we can observe that the CL-based recommendation models tend to temper larger singular values, simultaneously advocating for a smooth transition between singular values.

Discussion. Through theoretical and empirical demonstration, we further find that the optimization of CL loss can contribute to a smooth spectral value distribution. This view prompts us to wonder whether a poisoning attack can become more powerful by additionally promoting smoother spectral values in representations. Such an approach will favor the optimization of CL loss and in turn disperse user representations. In the next section, we will introduce a novel poisoning attack method that focuses on spectral values of representations to enhance attack effectiveness.

IV. PROPOSED POISONING ATTACKS

To the best of our knowledge, there is a dearth of research from the perspective of representation’s spectral values to en-

hance the attack’s performance, while it seems a pivotal factor for poisoning CL-based recommendations. To reveal a more powerful poisoning attack, we propose a bi-level optimization-based paradigm for poisoning attacks, known as CLear, which aims to homogenize spectral values in representations, thereby impacting a broader user base effectively.

A. Attack as a Bi-Level Optimization Problem

We define the poisoning attack as the bi-level optimization setting: the inner optimization is to derive the recommendation model details based on real user interactions and fixed malicious user interactions set. On the other hand, the outer optimization is to adjust the interactions between malicious users and items, with the goal of increasing the presence of target items in more user recommendation lists. The bi-level optimization process is defined by the following equations:

$$\begin{aligned} & \max_{\mathcal{D}_M} \mathcal{L}_{attack}(\mathcal{D}, \mathcal{D}_M, \mathbf{Z}_U^*, \mathbf{Z}_I^*), \\ \text{s.t.}, & \mathbf{Z}_U^*, \mathbf{Z}_I^* = \arg \min_{\mathbf{Z}_U, \mathbf{Z}_I} \mathcal{L}_{rec}(f(\mathcal{D}, \mathcal{D}_M)), \end{aligned} \quad (13)$$

where f is the function of the recommendation model, \mathbf{Z}_U^* , \mathbf{Z}_I^* are the optimal user representations and item representations, and \mathcal{L}_{attack} is the loss function for evaluating attack utility. It is worth noting that there are no interactions for the initialization of \mathcal{D}_M , and the interactions are generated as the inner and outer optimizations are alternately performed.

B. CLear Overview in White-Box Setting

To explore the worst-case scenario, we provide the white-box implementation of CLear under the bi-level optimization framework. The simple overview can be seen in Figure 4, encompassing the following steps:

1) **Inner Optimization:** Initially, it is essential to obtain the representations of both users \mathbf{Z}_U and items \mathbf{Z}_I , as this serves as the fundamental prior knowledge for subsequent steps. To achieve this, we train the recommendation model to obtain optimal representations as follows:

$$\mathbf{Z}_U^*, \mathbf{Z}_I^* = \arg \min_{\mathbf{Z}_U, \mathbf{Z}_I} \mathcal{L}(f(\mathcal{D}, \mathcal{D}_M)). \quad (14)$$

2) **Outer Optimization:** In this step, by establishing interactions between malicious users and target items, as well as between malicious users and the candidate items, the goal of the attack is to promote target items to enter more recommendation lists. To achieve this goal, the CLear combines two pivotal objective functions: a dispersion promotion objective that indirectly augments the dispersion of representations and a rank promotion objective to pull users into recommendation lists directly.

Dispersion Promotion Objective: This way aims to promote spectral values of representations to be smoother, thereby facilitating the optimization of CL loss and a comprehensive dispersion across the entirety of the vector space. In this case, target items naturally gain augmented opportunities to optimize proximity to broader users. In alignment with this concept, a common way is to first decompose a representation

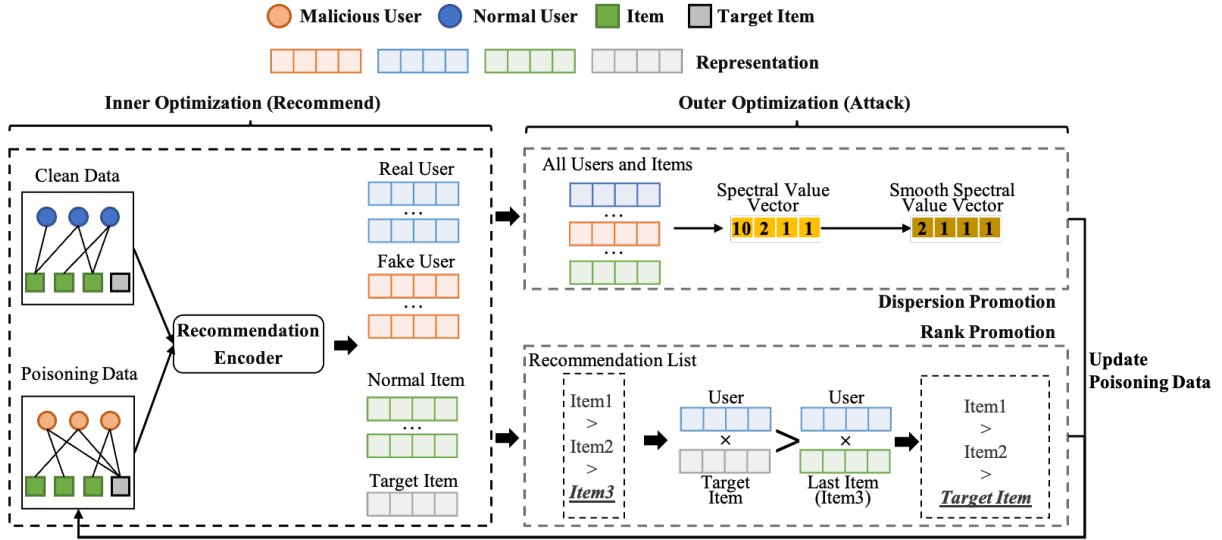


Fig. 4: The overview of CLear.

\mathbf{Z} to get $\vec{\sigma}$ by SVD, then align the spectral values $\vec{\sigma}$ of a smooth and flat distribution. Therefore, we initially formulate the dispersion promotion objective \mathcal{L}_D as follows:

$$\mathcal{L}_D = \text{sim}(\vec{\sigma}, cx^{-\beta}), \quad (15)$$

where $\text{sim}(\cdot)$ calculates the similarity of two distribution. $cx^{-\beta}$ is the power-law distribution, c and β are the hyper-parameters. A smaller value of β would lead to a gradual transition into the long-tail part of the distribution.

However, the applicability of this method encounters limitations because obtaining the spectrum of a matrix is time-consuming and the backpropagation of SVD is unstable which often results in numerical inaccuracies. To address this challenge, we adopt the a spectral approximation approach, drawing inspiration from rank-1 approximation techniques as discussed in [39, 40], which directly calculates an approximated representation \mathbf{z}' , thereby bypassing the need for the SVD process. The equation of the approximated representation is as follows:

$$\mathbf{z}' = \mathbf{z} - \frac{\mathbf{z}\mathbf{v}'\mathbf{v}'^T}{\|\mathbf{v}'\|_2^2}, \quad (16)$$

where $\mathbf{v}' = \mathbf{z}^T \mathbf{z} \mathbf{v}$, and \mathbf{v} is a random vector. This approach can approximately adjust the representation \mathbf{z} by applying a scaling mechanism where larger singular values are diminished using smaller scaling factors, whereas smaller singular values are amplified with larger factors. Consequently, this leads to the approximated representation \mathbf{z}' exhibiting a more uniform singular value distribution following its decomposition.

After getting the \mathbf{z}' , we can avoid repetitive computations and backpropagation of SVD. The Equation (15) is transformed into calculating a similarity between the original representation \mathbf{z} and the approximated representation \mathbf{z}' , and in our method, we use L_1 distance as $\text{sim}(\cdot)$. The formulation of the dispersion promotion objective is as follows:

$$\mathcal{L}_D = \sum_{\mathbf{z} \in \mathbf{Z}} \text{sim}(\mathbf{z}, \mathbf{z}') = - \sum_{\mathbf{z} \in \mathbf{Z}} \frac{\|\mathbf{z}\mathbf{v}'\mathbf{v}'^T\|}{\|\mathbf{v}'\|_2^2}. \quad (17)$$

Rank Promotion Objective: The dispersion promotion objective is strategically crafted to amplify the dispersion of representations. From the perspective of the user, such dispersion merely establishes a level playing field for all items, which reduces the difficulty for target items to be included in the user's recommendation list. Nonetheless, it is important to note that this equalization does not inherently guarantee that the target item will surpass others in terms of recommendation priority. Consequently, there is a need for an objective tailored to boost the ranking of target items in user recommendations, facilitating their presence in the user's list of preferences. Taking inspiration from the latest target attack methods in the recommendation, we optimize the differentiable CW loss [41] as the rank promotion objective. We aim to find the last item in the recommended list and increase the probability of the target items more than such last item. The formulation of the CW loss is as follows:

$$\mathcal{L}_R = \sum_{u \in (\mathcal{U})} \sum_{t \in \mathcal{I}^T \wedge (u, t) \notin \mathcal{D}} g(\mathbf{z}_u^T \mathbf{z}_t - \min_{i \in \mathcal{I}_u^{\text{rec}} \wedge i \notin \mathcal{I}^T} \{\mathbf{z}_u^T \mathbf{z}_i\}),$$

$$\text{where } g(x) = \begin{cases} x, & x \geq 0, \\ e^x - 1, & x < 0, \end{cases} \quad (18)$$

where $\mathcal{I}_u^{\text{rec}}$ is the set of items recommended for user u and $\min_{i \in \mathcal{I}_u^{\text{rec}} \wedge i \notin \mathcal{I}^T} \{\mathbf{z}_u^T \mathbf{z}_i\}$ means the last item in the recommendation list of user u .

To this end, we combine the two promotion objectives, then the L_{attack} is shown as follows:

$$\mathcal{L}_{\text{attack}} = \mathcal{L}_D + \alpha \mathcal{L}_R. \quad (19)$$

Based on the aforementioned description, we present the attack algorithm of CLear in Algorithm 1.

Approximate Solution. The white-box CLear utilizes a bi-level optimization framework. In outer optimization, we face the challenge of discrete domains and constraints, as interactions can only take values of 0 or 1. To address this, we adopt a greedy approximation scheme [42]. We treat all interactions as continuous values for optimization and then select the interactions that yield the highest values among them. The number of choices is limited by the maximum number of interactions of malicious users minus the number of target items. The remaining interactions of each malicious user are fixed to interact with the target items.

Algorithm 1: The White-Box Algorithm of CLear.

Input: The recommendation model f , malicious users set \mathcal{U}_M , target items set \mathcal{I}^T , interactions data \mathcal{D} .

Output: Malicious Data \mathcal{D}_M .

while not converged **do**

 // inner optimization:

 // recommendation phase

1 sample tuples (u, i, j) from the synthetic dataset \mathcal{D} and \mathcal{D}_M ;

2 calculate L_{rec} to obtain optimal user representation \mathbf{Z}_U^* and item representation \mathbf{Z}_T^* ;

 // outer optimization:

 // attack phase

3 **dispersion promotion objective:** traverse all representations $\mathbf{z} \in (\mathbf{Z}_U^* \cup \mathbf{Z}_T^*)$, calculate and accumulate every $\frac{\|\mathbf{z}\mathbf{v}'\mathbf{v}^T\|}{\|\mathbf{v}'\|_2^2}$, i.e., calculate \mathcal{L}_D ;

4 **rank promotion objective:** traverse all users $u \in \mathcal{U}$, and find the last item in the recommendation list of user u to calculate \mathcal{L}_R ;

5 update \mathcal{D}_M , i.e., $\mathcal{D}_M = \arg \max(\mathcal{L}_D + \alpha \mathcal{L}_R)$;

V. EXPERIMENTS

A. Experimental Settings

Datasets. Four public datasets with different scales and sparsities: DouBan [32], Epinions [33], ML-1M [34], and Yelp [13], are used in our experiments. The dataset statistics are shown in Table I.

TABLE I: Statistics of datasets.

Dataset	#Users	#Items	#Interactions	#Density
DouBan	2,831	36,821	805,611	0.772%
Epinions	75,887	75,881	508,837	0.009%
ML-1M	6,038	3,492	575,281	2.728%
Yelp	31,668	38,048	1,561,406	0.129%

Evaluation Protocol. We split the datasets into three parts (training set, validation set, and test set) in a ratio of 7:1:2. The poisoning data only affects the model training process, therefore, we exclusively utilize the training set data as the known data. Two metrics are used for measuring attack efficiency, i.e., Hit Ratio@50 and NDCG@50. Each experiment

in this section is conducted 10 times, and then we report the average results.

The formula of Hit Ratio@K is as follows:

$$\text{Hit Ratio@K} = \frac{1}{|\mathcal{U}||\mathcal{I}^T|} \sum_{u \in \mathcal{U}} |\mathcal{I}^T \cap \mathcal{I}_u^{rec}|, \quad (20)$$

where K is the number of items in the recommended list.

The formula of NDCG@K is as follows:

$$\text{NDCG@K} = \frac{1}{|\mathcal{U}|} \sum_{u \in \mathcal{U}} \frac{\text{DCG}_u@K}{\text{IDCG@K}}, \quad (21)$$

$$\text{DCG}_u@K = \sum_{m=1}^{|\mathcal{I}_u^{rec}|} \frac{rel_m}{\log_2(m+1)}, \quad (22)$$

$$\text{IDCG@K} = \sum_{m=1}^{|\mathcal{I}^T|} \frac{1}{\log_2(m+1)}, \quad (23)$$

where rel_m means the corresponding item of index m in user u 's recommendation list belongs to target items.

Recommendation Methods. We choose LightGCN [20] as the base model and five recent CL-based recommendation models as the subjects of study:

- SSL4Rec [21] introduces a contrastive objective to enhance item representation by utilizing the inherent relationships among item features.
- SGL [12] adopts node/edge dropout to augment graph data and conducts CL between representations learned over different augmentations to enhance recommendation.
- SimGCL [13] simplifies data augmentations in CL and optimizes representations towards more uniformity.
- XSimGCL [7] further streamlines the forward/backward pass in SimGCL for more effective and efficient CL.

Attack Comparison Methods. To examine the effectiveness of the proposed attack method, we compare it with some representative poisoning attacks.

- Random Attack [22] randomly interacts with available items to construct attacks with minimum expenses.
- Bandwagon Attack [43] chooses to interact with popular items to expose target items to more users.
- AUSH [44] leverages GANs [45] to generate malicious users based on real user profiles.
- DLAttack [46] formulates the attack as an optimization problem in the deep learning-based recommendation scenario.
- FedRecAttack [41] utilizes a bi-level optimization approach to generate the interactions between malicious users and items. The method assumes the scenario in which the attacker possesses knowledge of item representation.
- A-ra [47] identifies hard users who consider the target items as negative samples, and then manipulate these hard users to interact with target items.

Parameter Settings. As for the specific hyperparameters of the baseline models, we initialize them with the recommended

settings in the original papers and then perform grid search around them for the optimal performance. For all attack models, the injected malicious user population is 1% of the number of normal users, and each malicious user was assigned an interaction count equivalent to the average number of interactions per normal user. As for the general settings, we set ω , batch size, learning rate, embedding size, and the number of LightGCN layers to 0.1, 1024, 0.001, 64, and 2, respectively. Following previous work [22, 43], we randomly choose 10 cold items from the bottom 80% group as target items.

B. Attack Performance Comparison

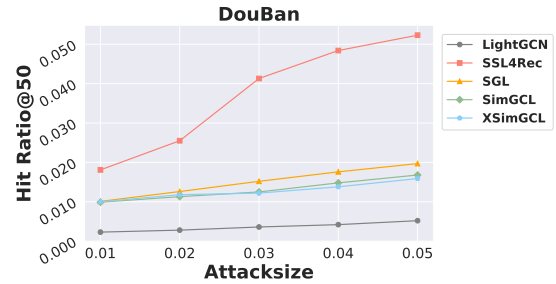
We begin by comparing CLear with existing attack methods on four distinct datasets. The results are presented in Table II. In the table, values shown in bold represent the best performing indices, while the runner-ups are indicated with underlines>. Upon examining Table II, we can derive the following observations and conclusions:

- The proposed CLear effectively enhances the likelihood of target items being included in the recommendation list generated by CL-based recommendation models. CLear demonstrates the best performance among all existing methods in most cases. These performances can be attributed to CLear’s consideration of representation spectra. Throughout the attack process, CLear promotes a smooth spectra distribution, while other attack methods fail to take this factor into account in their approach.
- In scenarios devoid of attacks, the likelihood of target items surfacing in user recommendations is markedly low. Conventional attack methods, such as Random-Attack and Bandwagon-Attack, typically fall short of the efficacy demonstrated by learning-based attack approaches in most instances.
- CLear exhibits effectiveness not only in the context of CL-based recommendation systems but also in systems without CL implementations. This indicates that the pivotal role of considering a smooth spectral distribution of representations during the attack process plays in augmenting the overall impact of the attack. Such an attack strategic focus broadens CLear’s applicability and enhances its potential threat across diverse recommendation methods.

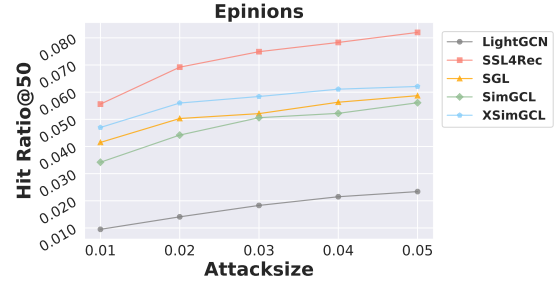
C. Impact of Attack Size

In our experiments, we assess the performance of CLear in situations with a growing number of malicious users. To maintain attack practicality, we limit the attack size to specific percentages, specifically [1%, 2%, 3%, 4%, 5%]. Figure 5 displays the experimental results on two datasets. Upon analyzing the data presented in Table II, the following insights and conclusions can be extrapolated:

- In Fig. 5(a), CL-based recommendation models indicate variable degrees of sensitivity to different attack sizes. Specifically, SSL4Rec exhibits a pronounced increase in vulnerability, while models like SGL, SimGCL, and XSimGCL show a consistent, though moderate, upward trend in their



(a) Hit Ratio@50 on DouBan as attack size changes.



(b) Hit Ratio@50 on Epinions as attack size changes.

Fig. 5: Attack performance w.r.t. attack size.

hit ratios corresponding to incremental increases in attack size. Parallel observations are evident in the Epinions dataset, as depicted in Fig. 5(b).

- LightGCN demonstrates a relatively stable performance over the range of attack sizes, exhibiting robustness that renders it less susceptible to attacks compared to other CL-based recommendation methods. This observation aligns with the initial findings presented earlier in the paper.
- CLear consistently exhibits upward trends in performance as the attack size increases across all cases. It’s crucial to highlight that these upward trends have not reached a plateau, indicating that CLear’s full attack potential remains untapped. This highlights the need to closely monitor CLear for potential threats.

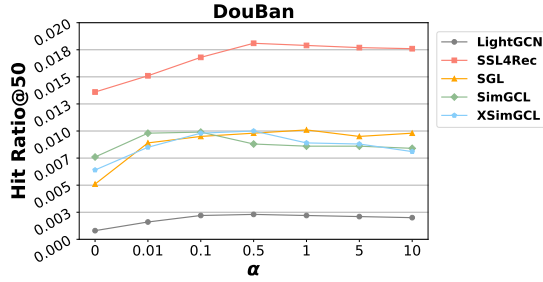
D. Sensitivity of Hyperparameters

We examine the sensitivity of the CLear model to the hyperparameter α on DouBan and Epinions datasets. We vary α within a set [0, 0.01, 0.1, 0.5, 1, 5, 10]. The results are illustrated in Fig. 6, and we can derive the following observations and conclusions:

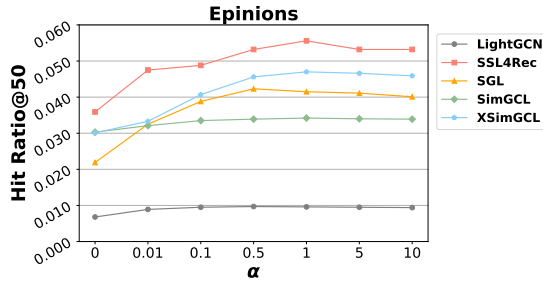
- CLear indicates consistent stability in performance across all datasets as α varies. In Fig. 6(a), LightGCN on the DouBan dataset shows a consistent increase in the Hit Ratio@50 as α increases, reaching its peak at $\alpha = 0.5$. SSL4Rec displays an initial increase and then plateaus, maintaining performance across higher α values. Both SGL and SimGCL experience a modest rise before reaching stability, while XSimGCL displays a gentle upward trend but largely maintains a steady performance. A similar pattern is observed in Fig. 6(b).

TABLE II: Performance comparison of different attack methods on the CL-based recommendation. The best results are in bold, and the runners-up are with underlines. H and N refer to Hit Ratio and NDCG, respectively. The corresponding values for Yelp should be multiplied by 10^{-3} .

Dataset	Model	NoneAttack		RandomAttack		BandwagonAttack		AUSH		DLAttack		FedRecAttack		A_ra		CLeaR	
		H@50	N@50	H@50	N@50	H@50	N@50	H@50	N@50	H@50	N@50	H@50	N@50	H@50	N@50	H@50	N@50
DouBan	LightGCN	0.0	0.0	0.0010	0.0037	0.0011	0.0100	0.0013	0.0106	0.0012	<u>0.0100</u>	0.0013	0.0033	0.0014	0.0026	0.0023	0.0039
	SSL4Rec	0.0	0.0	0.0019	0.0082	0.0034	0.0095	0.0058	0.0094	0.0138	0.0094	0.0176	0.0095	0.0177	0.0108	0.0181	0.0129
	SGL	0.0001	0.0	0.0038	0.0108	0.0020	0.0109	0.0018	0.0112	0.0017	<u>0.0115</u>	0.0051	0.0007	<u>0.0069</u>	0.0086	0.0101	0.0218
	SimGCL	0.0002	0.0001	0.0058	0.0186	<u>0.0119</u>	0.0214	0.0067	0.0367	0.0055	0.0172	0.0095	0.0248	0.0089	0.0209	0.0159	<u>0.0264</u>
	XSimGCL	0.0001	0.0	0.0059	0.0127	<u>0.0027</u>	0.0147	0.0030	0.0121	<u>0.0072</u>	0.0124	0.0066	0.0148	0.0055	<u>0.0154</u>	0.0100	0.0158
Epinions	LightGCN	0.0	0.0	0.0042	0.0187	0.0023	<u>0.0362</u>	0.0011	0.0106	<u>0.0091</u>	0.0312	0.0074	0.0342	0.0087	0.0303	0.0095	0.0380
	SSL4Rec	0.0	0.0	0.0082	0.0269	0.0055	0.0198	0.0095	0.0289	0.0325	0.0389	0.0499	0.0569	0.0512	0.0582	0.0556	0.0658
	SGL	0.0001	0.0	0.0151	0.0560	0.0039	0.0220	0.0075	0.0393	0.0186	0.0478	0.0249	0.0642	<u>0.0289</u>	<u>0.0753</u>	0.0415	0.1223
	SimGCL	0.0	0.0	0.0117	0.0560	0.0037	0.0194	0.0061	0.0328	0.0297	0.0219	<u>0.0311</u>	<u>0.0716</u>	0.0310	0.0710	0.0342	0.0857
	XSimGCL	0.0	0.0	0.0161	0.0826	0.0048	0.0398	0.0089	0.0499	0.0159	0.0468	0.0361	0.0941	<u>0.0368</u>	<u>0.0962</u>	0.0470	0.1490
ML-1M	LightGCN	0.0	0.0	0.0020	0.0091	0.0023	0.0101	0.0025	<u>0.0102</u>	0.0022	0.0098	0.0021	0.0056	0.0023	0.0068	<u>0.0024</u>	0.0111
	SSL4Rec	0.0001	0.0	0.0038	0.0100	0.0039	<u>0.0111</u>	0.0036	0.0086	0.0029	0.0078	0.0030	0.0049	0.0041	0.0089	0.0046	0.0137
	SGL	0.0001	0.0	0.0021	0.0102	0.0029	0.0108	0.0033	<u>0.0118</u>	0.0030	0.0111	0.0041	0.0103	0.0031	0.0100	0.0052	0.0120
	SimGCL	0.0002	0.0001	0.0040	0.0138	<u>0.0072</u>	0.0174	0.0039	0.0134	0.0048	0.0098	0.0036	0.0116	0.0033	0.0112	0.0084	0.0142
	XSimGCL	0.0	0.0	0.0034	<u>0.0132</u>	<u>0.0033</u>	0.0110	0.0035	0.0130	0.0034	0.111	0.0033	0.0112	<u>0.0036</u>	0.0117	0.0050	0.0138
Yelp	LightGCN	0.0002	0.0004	0.0188	0.0114	0.0205	<u>0.0122</u>	0.0	0.0	0.0158	0.0094	0.0210	0.0083	0.0125	0.0041	0.0262	0.0138
	SSL4Rec	0.0027	0.0010	0.1563	0.0153	0.1500	0.0540	<u>0.2061</u>	0.0190	0.1118	0.0018	0.0812	0.0276	0.1938	<u>0.0716</u>	0.2563	0.0932
	SGL	0.0008	0.0026	0.0937	0.0318	0.1438	0.0494	<u>0.1561</u>	0.0525	0.0954	0.0348	0.0268	0.0123	0.1000	0.0337	0.2001	0.0674
	SimGCL	0.0007	0.0012	0.0250	0.0122	0.0237	0.0141	0.0187	0.0163	0.0258	0.0187	0.0225	0.0209	0.0262	0.0180	0.0375	0.0119
	XSimGCL	0.0018	0.0006	0.0197	0.0165	0.0270	0.0132	0.0125	0.0143	0.0226	0.0186	<u>0.0287</u>	<u>0.0264</u>	0.0165	0.0043	0.0365	0.0282



(a) Hit Ratio@50 on DouBan as α changes.



(b) Hit Ratio@50 on Epinions as α changes.

Fig. 6: Parameter sensitivity with regard to α on two datasets.

- The experimental results affirm the efficacy of the dispersion promotion objective within CLeaR. This is particularly evident when the $\alpha=0$, where CLeaR demonstrates the lowest effective attack impact, underscoring the significance of the dispersion promotion component in the overall attack strategy.

E. The Effect of Dispersion Promotion Objective and Rank Promotion Objective on CLeaR

In our experiments, we assess the effect of the dispersion promotion objective and rank promotion objective on CLeaR. Table III illustrates the efficacy of two objectives as individual and combined attack strategies. CLeaR_D, CLeaR_R, and CLeaR_{D+R} denote the CLeaR attack method configured with solely the dispersion promotion objective, exclusively the rank promotion objective, and a combination of both objectives, respectively. From Table III, we can find the observations as follows:

- Without any attack (NoneAttack), the Hit Ratio@50 is notably low across the recommender system models SSL4Rec, SGL, SimGCL, and XSimGCL, indicating a minimal presence of target items in the absence of manipulation.
- The implementation of the dispersion promotion objective (CLeaR_D) as a standalone attack strategy results in a discernible improvement in Hit Ratio@50 compared to the NoneAttack scenario. This suggests that CLeaR_D passively reduces the difficulty for an attacker to successfully place target items within the top recommendations. On the other hand, employing the rank promotion objective (CLeaR_R) independently generally yields a higher Hit Ratio@50 than utilizing CLeaR_D alone, evidencing the proactive efficacy of CLeaR_R in promoting target items closer to the user in the recommendation list.
- The combined use of balanced promotion objective and rank promotion objective (CLeaR_{D+R}) demonstrates the most substantial increase in Hit Ratio@50, highlighting a synergistic effect where the conjunction of balance and rank promotion objectives culminates in an optimized attack impact. From these results, it can be inferred that the combined application of balance and rank promotion objectives appears to be the most formidable, potentially

TABLE III: The effect of dispersion promotion objective and rank promotion objective of CLear on DouBan and Epinions. The evaluation metric is Hit Ratio@50.

Dataset	Cases	SSL4Rec	SGL	SimGCL	XSimGCL
DouBan	NoneAttack	0.0	0.0001	0.0002	0.0001
	CLear _D	0.0057	0.0047	0.0051	0.0035
	CLear _R	0.0136	0.0051	0.0076	0.0064
	CLear _{D+R}	0.0181	0.0101	0.0099	0.0100
Epinions	NoneAttack	0.0	0.0001	0.0	0.0
	CLear _D	0.0158	0.0168	0.0094	0.0245
	CLear _R	0.0359	0.0219	0.0303	0.0301
	CLear _{D+R}	0.0556	0.0415	0.0342	0.0470

necessitating more robust countermeasures in recommender system design to mitigate such coordinated attacks.

F. Analysis of Time Complexity

In this part, we report the real running time of compared methods for a one-time attack on DouBan dataset. The results in Table IV are collected on an Intel(R) Core(TM) i9-10900X CPU and a GeForce RTX 3090Ti GPU. Table IV presents the running time in seconds for a one-time attack on the DouBan dataset across various attack methods and recommender system models: LightGCN, SGL, SimGCL and XSimGCL. The observation can be found as follows:

- Among all evaluated models, RandomAttack consistently exhibits the lowest execution times, primarily due to its heuristic-based methodology that circumvents the need for optimization-driven model training. CLear, on the other hand, presents moderate execution times when compared to other attacks, but is significantly more time-consuming than RandomAttack. This indicates that CLear strikes a computational balance, effectively navigating the trade-off between operational efficiency and algorithmic complexity.
- Both RandomAttack and AUSH maintain stable execution times across models, reflecting their model-independent nature. In contrast, other strategies exhibit variable time costs contingent on the recommendation model in use. This variability is attributed to the necessity for these methods to train attack models tailored to specific recommendation model structures, in contrast to the model-agnostic approach employed by RandomAttack and AUSH.

TABLE IV: Running time in seconds for a one-time attack on DouBan.

Models	LightGCN	SSL4Rec	SGL	SimGCL	XSimGCL
RandomAttack	7.7167	7.5945	7.3935	7.4895	7.6484
AUSH	1340.6	1348.1	1379.3	1356.3	1378.1
DLAttack	1736.3	4537.2	7654.1	5671.0	4876.2
FedRecAttack	777.36	899.82	1222.6	957.94	929.64
A_ra	768.28	884.62	1273.4	950.75	912.15
CLear	345.43	428.64	885.43	735.64	454.54

G. Attack Analysis on More Basic Recommendation Encoders

From the data results and analysis in Table II, we can conclude that CLear not only works on CL-based recommendation methods. Therefore, we design additional experiments

TABLE V: Performance comparison of different attack methods with basic recommendation encoders on DouBan. The evaluation metric is Hit Ratio@50

Dataset	DouBan		Epinions	
	Models	GMF	NGCF	GMF
RandomAttack	0.0017	0.0019	0.0032	0.0037
AUSH	0.0019	0.0021	0.0040	0.0063
DLAttack	0.0021	0.0021	0.0039	0.0058
FedRecAttack	0.0017	0.0021	0.0059	0.0068
A_ra	0.0016	0.0020	0.0060	0.0073
CLear	0.0023	0.0023	0.0066	0.0100

to explore whether CLear can have a stronger attack effect on a wider range of basic recommendation encoders. Specifically, we select GMF [48] and NGCF [49] as the basic recommendation encoders to be attacked. The results are shown in Table V, where CLear still shows the strongest attack. This advantage is most obvious when attacking NGCF on the Epinions data set. These experimental results show that CLear’s consideration of promoting smooth spectral distribution can indeed be widely used to attack various recommendation systems. This has sounded the alarm for us, and we should pay attention to this feature when designing recommendation algorithms.

VI. RELATED WORK

CL-Based Recommendation. CL-based recommendation methods are specifically designed to maximize the agreement between positive pair representations while minimizing the similarity between negative pair representations. Through this process, the recommendation model can learn the essential information from the user-item interactions.

For instance, S^3 -Rec [50], CL4SRec [51], SSL4Rec [21] and DuoRec [52] introduce CL into sequence augmentations by randomly masking attributes and items, emphasizing the consistency between different augmentations. During the same period, CL is also introduced to various graph-based recommendation scenarios. HHGR [53] proposes a double-scale augmentation approach for group recommendation. CrossCBR [54] has explored the application of CL in cross-domain recommendation. NCL [55] introduces a prototypical contrastive objective that captures the correlations between a user/item and its context. SEPT [56] and COTREC [57] go a step further and propose semi-supervised learning approaches for social/session-based recommendation. The most widely used model is SGL [12] which generates two additional views of graphs through node/edge dropout for CL. In a similar way, SimGCL [13] directly creates an additional view at the representation level. To streamline the propagation process and reduce computational complexity, XSimGCL [7] simplifies the forward/backward pass of SimGCL for both recommendation and contrastive tasks.

Poisoning Attacks. In the past, traditional attacks on recommender systems relied on heuristic manipulations of user behavior data. Random Attack [22] involved users randomly

rating items, while Bandwagon Attack [43] focused on interacting with popular items to boost the target item’s visibility. However, as recommender systems have become more sophisticated and robust, these conventional attack methods have become less effective. In response, researchers have turned to machine learning techniques to develop more advanced attacks [58, 59].

AUSH [44], GOAT [27], and TrialAttack [60] use generative adversarial networks [45] to create fake user profiles based on existing real user configurations. This technique employs a discriminator to differentiate between real and fake users, providing guidance to the attacker. LOKI [28] and KGAttack [61] propose reinforcement learning-based attack strategies to generate interactive behavior sequences for fake user profiles. Another method, called RAPU-G [62], considers incomplete or perturbed attacker-acquired data. All the aforementioned methods are typical black-box attacks, assuming that the attacker has no knowledge of the internal structure or parameter information of the recommendation model. However, in certain attack scenarios, the attacker may possess complete or partial information about the recommendation model. For instance, DLAttack [46] assume that attacker know all the details of recommendation models and explore poisoning attack in the deep learning-based recommendation scenario. FedRecAttack [41] operates in a federated recommendation setting, where the attacker assumes knowledge of item representations from the recommendation model. The FedRecAttack utilizes a bi-level optimization approach to optimize interactions between malicious users and items. Similarly, A-ra [47] exploits known user and item embeddings to identify ”hard users” who consider the target items as negative samples. By manipulating these hard users through specific processes, the attacker can ensure the inclusion of the target items in their recommendation lists.

VII. CONCLUSION

In this study, we identify the susceptibility of CL-based recommendation methods to poisoning attacks that specifically promote target items. We also investigate the underlying reasons for this sensitivity and demonstrate that the global dispersion of embedding distributions induced by the CL loss is the core factor. Additionally, we introduce a novel attack approach called CLear, which poses a potentially more formidable threat to CL-based recommendation. To substantiate the detrimental impact of CLear, we have devised attack algorithms for white-box scenarios. Through extensive experiments conducted on four real-world datasets, we demonstrate the potential threat posed by CLear. Looking ahead, our future research endeavors will concentrate on developing more nuanced defense approaches within CL-based recommender systems to tackle the specific challenges associated with poisoning attacks.

REFERENCES

[1] A. Jaiswal, A. R. Babu, M. Z. Zadeh, D. Banerjee, and F. Makedon, ”A survey on contrastive self-supervised learning,” *Technologies*, 2020.

[2] P. Khosla, P. Teterwak, C. Wang, A. Sarna, Y. Tian, P. Isola, A. Maschinot, C. Liu, and D. Krishnan, ”Supervised contrastive learning,” *Advances in neural information processing systems*, 2020.

[3] Y. You, T. Chen, Y. Sui, T. Chen, Z. Wang, and Y. Shen, ”Graph contrastive learning with augmentations,” *Advances in neural information processing systems*, 2020.

[4] J. Shuai, K. Zhang, L. Wu, P. Sun, R. Hong, M. Wang, and Y. Li, ”A review-aware graph contrastive learning framework for recommendation,” in *ACM SIGIR Conference on Research and Development in Information Retrieval*, 2022.

[5] Q. V. H. Nguyen, C. T. Duong, T. T. Nguyen, M. Weidlich, K. Aberer, H. Yin, and X. Zhou, ”Argument discovery via crowdsourcing,” *The VLDB Journal*, 2017.

[6] J. Yu, H. Yin, X. Xia, T. Chen, J. Li, and Z. Huang, ”Self-supervised learning for recommender systems: A survey,” *IEEE Transactions on Knowledge and Data Engineering*, 2023.

[7] J. Yu, X. Xia, T. Chen, L. Cui, N. Q. V. Hung, and H. Yin, ”Xsimgl: Towards extremely simple graph contrastive learning for recommendation,” *IEEE Transactions on Knowledge and Data Engineering*, 2023.

[8] Z. Wang and W. Liu, ”Robustness verification for contrastive learning,” in *International Conference on Machine Learning*, 2022, pp. 22 865–22 883.

[9] A. Ghosh and A. Lan, ”Contrastive learning improves model robustness under label noise,” in *Proceedings of the IEEE/CVF Conference on Computer Vision and Pattern Recognition*, 2021, pp. 2703–2708.

[10] L. Fan, S. Liu, P.-Y. Chen, G. Zhang, and C. Gan, ”When does contrastive learning preserve adversarial robustness from pretraining to finetuning?” *Advances in neural information processing systems*, 2021.

[11] S. Choi, M. Jeong, H. Han, and S.-w. Hwang, ”C2l: Causally contrastive learning for robust text classification,” in *Proceedings of the AAAI Conference on Artificial Intelligence*, 2022.

[12] J. Wu, X. Wang, F. Feng, X. He, L. Chen, J. Lian, and X. Xie, ”Self-supervised graph learning for recommendation,” in *Proceedings of the 44th international ACM SIGIR conference on research and development in information retrieval*, 2021, pp. 726–735.

[13] J. Yu, H. Yin, X. Xia, T. Chen, L. Cui, and Q. V. H. Nguyen, ”Are graph augmentations necessary? simple graph contrastive learning for recommendation,” in *Proceedings of the 45th International ACM SIGIR Conference on Research and Development in Information Retrieval*, 2022, pp. 1294–1303.

[14] H. Ye, X. Li, Y. Yao, and H. Tong, ”Towards robust neural graph collaborative filtering via structure denoising and embedding perturbation,” *ACM Transactions on Information Systems*, 2023.

[15] Z. Wang, M. Gao, J. Li, J. Zhang, and J. Zhong, ”Gray-box shilling attack: An adversarial learning ap-

- proach,” *ACM Transactions on Intelligent Systems and Technology*, 2022.
- [16] J. Yi, F. Wu, B. Zhu, Y. Yu, C. Zhang, G. Sun, and X. Xie, “Ua-fedrec: Untargeted attack on federated news recommendation,” *arXiv preprint arXiv:2202.06701*, 2022.
- [17] S. Zhang, H. Yin, T. Chen, Z. Huang, Q. V. H. Nguyen, and L. Cui, “Pipattack: Poisoning federated recommender systems for manipulating item promotion,” in *Proceedings of the Fifteenth ACM International Conference on Web Search and Data Mining*, 2022, pp. 1415–1423.
- [18] I. Gunes, C. Kaleli, A. Bilge, and H. Polat, “Shilling attacks against recommender systems: A comprehensive survey.” *Artificial Intelligence Review*, 2014.
- [19] B. Li, Y. Wang, A. Singh, and Y. Vorobeychik, “Data poisoning attacks on factorization-based collaborative filtering,” *Advances in neural information processing systems*, vol. 29, 2016.
- [20] X. He, K. Deng, X. Wang, Y. Li, Y. Zhang, and M. Wang, “Lightgcn: Simplifying and powering graph convolution network for recommendation,” in *Proceedings of the 43rd International ACM SIGIR conference on research and development in Information Retrieval*, 2020, pp. 639–648.
- [21] T. Yao, X. Yi, D. Z. Cheng, F. Yu, T. Chen, A. Menon, L. Hong, E. H. Chi, S. Tjoa, J. Kang et al., “Self-supervised learning for large-scale item recommendations,” in *Proceedings of the 30th ACM International Conference on Information & Knowledge Management*, 2021, pp. 4321–4330.
- [22] S. K. Lam and J. Riedl, “Shilling recommender systems for fun and profit,” in *Proceedings of the 13th international conference on World Wide Web*, 2004, pp. 393–402.
- [23] H. Abdollahpouri, “Popularity bias in ranking and recommendation,” in *Proceedings of the 2019 AAAI/ACM Conference on AI, Ethics, and Society*, 2019, pp. 529–530.
- [24] S. Rendle, C. Freudenthaler, Z. Gantner, and L. Schmidt-Thieme, “Bpr: Bayesian personalized ranking from implicit feedback,” *arXiv preprint arXiv:1205.2618*, 2012.
- [25] T. Chen, S. Kornblith, M. Norouzi, and G. Hinton, “A simple framework for contrastive learning of visual representations,” in *International conference on machine learning*, 2020.
- [26] A. v. d. Oord, Y. Li, and O. Vinyals, “Representation learning with contrastive predictive coding,” *arXiv preprint arXiv:1807.03748*, 2018.
- [27] F. Wu, M. Gao, J. Yu, Z. Wang, K. Liu, and X. Wang, “Ready for emerging threats to recommender systems? a graph convolution-based generative shilling attack,” *Information Sciences*, vol. 578, pp. 683–701, 2021.
- [28] H. Zhang, Y. Li, B. Ding, and J. Gao, “Practical data poisoning attack against next-item recommendation,” in *Proceedings of The Web Conference 2020*, 2020, pp. 2458–2464.
- [29] F. Wang and H. Liu, “Understanding the behaviour of contrastive loss,” in *Proceedings of the IEEE/CVF conference on computer vision and pattern recognition*, 2021.
- [30] T. Wang and P. Isola, “Understanding contrastive representation learning through alignment and uniformity on the hypersphere,” in *International Conference on Machine Learning*. PMLR, 2020, pp. 9929–9939.
- [31] L. Van der Maaten and G. Hinton, “Visualizing data using t-sne.” *Journal of machine learning research*, vol. 9, no. 11, 2008.
- [32] G. Zhao, X. Qian, and X. Xie, “User-service rating prediction by exploring social users’ rating behaviors,” *IEEE Transactions on Multimedia*, 2016.
- [33] Y. Pan, F. He, and H. Yu, “Learning social representations with deep autoencoder for recommender system,” *World Wide Web*, vol. 23, pp. 2259–2279, 2020.
- [34] M. Fang, G. Yang, N. Z. Gong, and J. Liu, “Poisoning attacks to graph-based recommender systems,” 2018.
- [35] N. Liu, X. Wang, D. Bo, C. Shi, and J. Pei, “Revisiting graph contrastive learning from the perspective of graph spectrum,” *Advances in Neural Information Processing Systems*, vol. 35, pp. 2972–2983, 2022.
- [36] L. Lin, J. Chen, and H. Wang, “Spectral augmentation for self-supervised learning on graphs,” *arXiv preprint arXiv:2210.00643*, 2022.
- [37] A. Hoecker and V. Kartvelishvili, “Svd approach to data unfolding,” *Nuclear Instruments and Methods in Physics Research Section A: Accelerators, Spectrometers, Detectors and Associated Equipment*, vol. 372, no. 3, pp. 469–481, 1996.
- [38] C. Wang, Y. Yu, W. Ma, M. Zhang, C. Chen, Y. Liu, and S. Ma, “Towards representation alignment and uniformity in collaborative filtering,” in *Proceedings of the 28th ACM SIGKDD Conference on Knowledge Discovery and Data Mining*, 2022, pp. 1816–1825.
- [39] Y. Zhang, H. Zhu, Z. Song, P. Koniusz, and I. King, “Spectral feature augmentation for graph contrastive learning and beyond,” in *Proceedings of the AAAI Conference on Artificial Intelligence*, vol. 37, no. 9, 2023, pp. 11 289–11 297.
- [40] T. Yu, Y. Cai, and P. Li, “Toward faster and simpler matrix normalization via rank-1 update,” in *Computer Vision–ECCV 2020: 16th European Conference, Glasgow, UK, August 23–28, 2020, Proceedings, Part XIX 16*. Springer, 2020, pp. 203–219.
- [41] D. Rong, S. Ye, R. Zhao, H. N. Yuen, J. Chen, and Q. He, “Fedrecattack: Model poisoning attack to federated recommendation,” in *International Conference on Data Engineering*, 2022.
- [42] D. Zügner, A. Akbarnejad, and S. Günnemann, “Adversarial attacks on neural networks for graph data,” in *Proceedings of the 24th ACM SIGKDD international conference on knowledge discovery & data mining*, 2018, pp. 2847–2856.

- [43] B. Li, Y. Wang, A. Singh, and Y. Vorobeychik, “Data poisoning attacks on factorization-based collaborative filtering,” *Advances in neural information processing systems*, 2016.
- [44] C. Lin, S. Chen, H. Li, Y. Xiao, L. Li, and Q. Yang, “Attacking recommender systems with augmented user profiles,” in *Proceedings of the 29th ACM international conference on information & knowledge management*, 2020.
- [45] A. Creswell, T. White, V. Dumoulin, K. Arulkumaran, B. Sengupta, and A. A. Bharath, “Generative adversarial networks: An overview,” *IEEE signal processing magazine*, 2018.
- [46] H. Huang, J. Mu, N. Z. Gong, Q. Li, B. Liu, and M. Xu, “Data poisoning attacks to deep learning based recommender systems,” *arXiv*, 2021.
- [47] D. Rong, Q. He, and J. Chen, “Poisoning deep learning based recommender model in federated learning scenarios,” *arXiv preprint arXiv:2204.13594*, 2022.
- [48] Y. Koren, R. Bell, and C. Volinsky, “Matrix factorization techniques for recommender systems,” *Computer*, 2009.
- [49] X. Wang, X. He, M. Wang, F. Feng, and T.-S. Chua, “Neural graph collaborative filtering,” in *Proceedings of the 42nd international ACM SIGIR conference on Research and development in Information Retrieval*, 2019.
- [50] K. Zhou, H. Wang, W. X. Zhao, Y. Zhu, S. Wang, F. Zhang, Z. Wang, and J.-R. Wen, “S3-rec: Self-supervised learning for sequential recommendation with mutual information maximization,” in *ACM international conference on information & knowledge management*, 2020.
- [51] X. Xie, F. Sun, Z. Liu, S. Wu, J. Gao, J. Zhang, B. Ding, and B. Cui, “Contrastive learning for sequential recommendation,” in *IEEE international conference on data engineering*, 2022.
- [52] R. Qiu, Z. Huang, H. Yin, and Z. Wang, “Contrastive learning for representation degeneration problem in sequential recommendation,” in *Proceedings of the fifteenth ACM international conference on web search and data mining*, 2022.
- [53] J. Zhang, M. Gao, J. Yu, L. Guo, J. Li, and H. Yin, “Double-scale self-supervised hypergraph learning for group recommendation,” in *Proceedings of the 30th ACM international conference on information & knowledge management*, 2021, pp. 2557–2567.
- [54] Y. Ma, Y. He, A. Zhang, X. Wang, and T.-S. Chua, “Crosscbr: cross-view contrastive learning for bundle recommendation,” in *Proceedings of the 28th ACM SIGKDD Conference on Knowledge Discovery and Data Mining*, 2022.
- [55] Z. Lin, C. Tian, Y. Hou, and W. X. Zhao, “Improving graph collaborative filtering with neighborhood-enriched contrastive learning,” in *Proceedings of the ACM Web Conference 2022*, 2022.
- [56] J. Yu, H. Yin, M. Gao, X. Xia, X. Zhang, and N. Q. Viet Hung, “Socially-aware self-supervised tri-training for recommendation,” in *Proceedings of the 27th ACM SIGKDD conference on knowledge discovery & data mining*, 2021.
- [57] X. Xia, H. Yin, J. Yu, Y. Shao, and L. Cui, “Self-supervised graph co-training for session-based recommendation,” in *Proceedings of the 30th ACM international conference on information & knowledge management*, 2021, pp. 2180–2190.
- [58] Q. Wang, H. Yin, T. Chen, J. Yu, A. Zhou, and X. Zhang, “Fast-adapting and privacy-preserving federated recommender system,” *The VLDB Journal*, 2021.
- [59] W. Yuan, Q. V. H. Nguyen, T. He, L. Chen, and H. Yin, “Manipulating federated recommender systems: Poisoning with synthetic users and its countermeasures,” *arXiv preprint arXiv:2304.03054*, 2023.
- [60] C. Wu, D. Lian, Y. Ge, Z. Zhu, and E. Chen, “Triple adversarial learning for influence based poisoning attack in recommender systems,” in *Proceedings of the 27th ACM SIGKDD Conference on Knowledge Discovery & Data Mining*, 2021, pp. 1830–1840.
- [61] J. Chen, W. Fan, G. Zhu, X. Zhao, C. Yuan, Q. Li, and Y. Huang, “Knowledge-enhanced black-box attacks for recommendations,” in *Proceedings of the 28th ACM SIGKDD Conference on Knowledge Discovery and Data Mining*, 2022, pp. 108–117.
- [62] H. Zhang, C. Tian, Y. Li, L. Su, N. Yang, W. X. Zhao, and J. Gao, “Data poisoning attack against recommender system using incomplete and perturbed data,” in *Proceedings of the 27th ACM SIGKDD Conference on Knowledge Discovery & Data Mining*, 2021.