

# VIM: Probing Multimodal Large Language Models for Visual Embedded Instruction Following

Yujie Lu<sup>◇\*</sup> Xiujun Li<sup>▲\*</sup> William Yang Wang<sup>◇</sup> Yejin Choi<sup>▲</sup>  
<sup>◇</sup>University of California, Santa Barbara <sup>▲</sup>University of Washington

<https://vim-bench.github.io/>

\*Equal contribution ✉ {yujielu, wangwilliamyang}@ucsb.edu, {xiujun, yejin}@cs.washington.edu

## Abstract

We introduce VISUAL EMBEDDED INSTRUCTION (VIM)<sup>1</sup>, a new framework designed to evaluate the visual instruction following capability of Multimodal Large Language Models (MLLMs). As illustrated in Figure 2, VIM challenges the MLLMs by embedding the instructions into the visual scenes, demanding strong visual interpretative skills for instruction following. We adapt VIM to various benchmarks, including VQA<sub>v2</sub>, MME, MM-Vet, and RefCOCO series, compose a VIM bench, and probe diverse MLLMs across three distinct in-context learning settings: Zero Shot, One Shot, and Pair Shot<sup>2</sup>. We observe that there is a significant performance disparity between the open-source MLLMs and GPT-4V, implying that their proficiency in visual instruction comprehension is not up to par. Our results highlight a promising direction for the enhancement of MLLMs capabilities on instruction following. We aim VIM to serve as a useful norm for advancing the state of the art and driving further progress in the field.

## 1. Introduction

In recent years, the triumph of Large Language Models (LLMs) such as GPT series [4, 22], PaLM [1] and other open-source LLMs [29, 30] showcased the power of large scale pretraining in understanding, reasoning and generating intricate textual patterns. And their instruction tuned versions (InstructGPT [24], Flan-PaLM [8], Alpaca [28], Vicuna [7], GPT4-LLM [25]) further demonstrated the power of aligned LLMs in following human instructions. These models have transformed various sectors [11, 19, 21], from content creation [20] to customer support, offering human-like text understanding and generation capabilities.

Inspired by the success of LLMs, especially after the re-

<sup>1</sup>VIM is short for VISUAL embedded instruction.

<sup>2</sup>These three in-context settings are defined in Section 2.4.

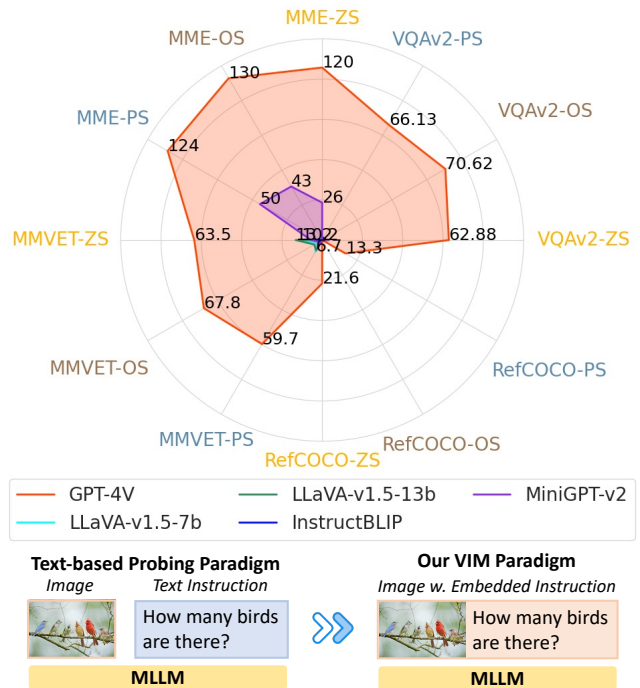


Figure 1. Probing results of five MLLMs for visual instruction following under our introduced VIM probing paradigm on four benchmarks (VQA<sub>v2</sub>, MME, MM-Vet, and RefCOCO series), across three in-context learning settings (ZS: Zero Shot, OS: One Shot, PS: Pair Shot).

lease of GPT-4 on March 2023, researchers have ventured into the multimodal domain with a similar recipe for Multimodal Large Language Models (MLLMs). A thread of research [2, 9, 16, 26, 34, 38] extends the open-source LLMs with *visual* instruction tuning to connect vision and LLMs for visual understanding, reasoning and generation. Concurrently, a number of benchmarks [3, 10, 14, 17, 31, 37] have been proposed to assess the capability of the MLLMs. And recently, OpenAI releases its GPT-4V(ision) [23] via the ChatGPT interface (on September 2023) and API (on

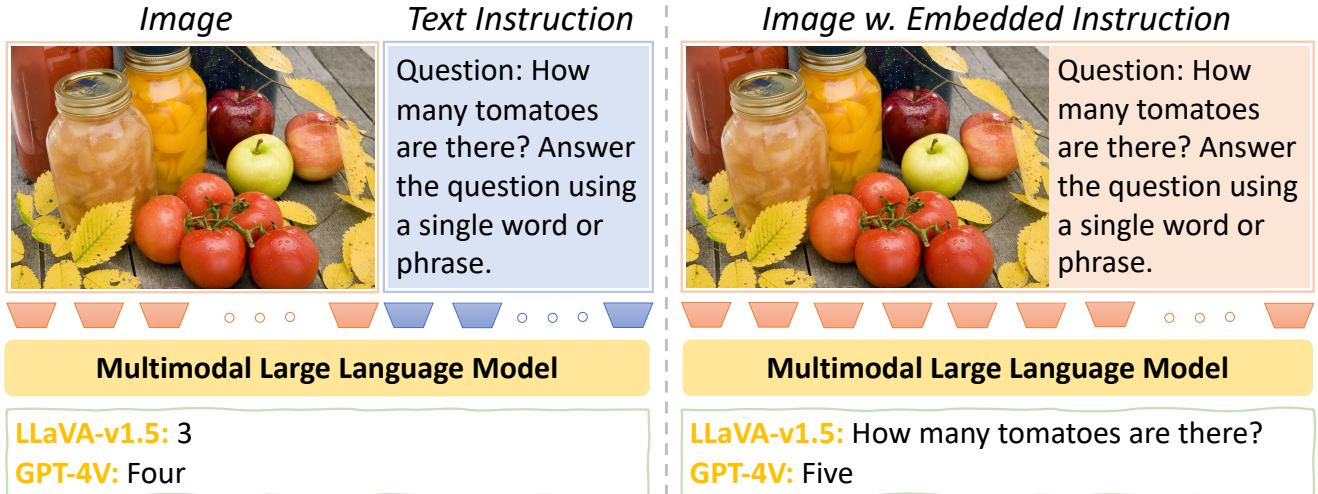


Figure 2. Zero shot evaluation paradigm comparison for MLLMs. (a) Left: Image + Text instruction as two separate modalities are fed into MLLMs for inference; (b) Right: VIM **only** takes the image modality with the text instruction embedded in the image, no additional text prompt is required. The above example is from MM-Vet (question #86). Note: Image modality input, Text modality input.

November 2023), attracts broad attention from the internet. Shortly after, a comprehensive report [33] showcases its exceptional perception, reasoning and generation capability across a variety of real-world scenarios.<sup>3</sup>

Despite the impressive performance of MLLMs on a wide variety of benchmarks [3, 10, 14, 17, 31, 37], they still remain poorly understood, and also these MLLMs are not as impressive as their LLMs counterparts, let alone their landing business applications. The current MLLMs build on top of the pretrained Large Language Models (LLMs), and *visual* instruction tuning follows the recipe from the LLMs counterparts, specifically, the instruction data is synthesized by the LLMs (mostly from GPT-4) in the text format. As illustrated in the left part of Figure 2, the instruction and image are expressed in two modalities, we denote this kind of *visual* instruction data as *Text Instruction*, the current benchmarks [3, 10, 14, 17, 37] follow the same format.

A natural question is - how proficiently these MLLMs can follow instructions if we embed the *visual* instruction into visual format. As shown in the right part of Figure 2, we name it as VISUAL EMBEDDED INSTRUCTION, where the image and instruction are both in the visual modality. Figure 2 shows an illustrative example from MM-Vet [37] with GPT-4V and LLaVA to compare the two evaluation paradigms in the zero shot setting. The left part of Figure 2 is the current standard MLLMs setting, both GPT-4V and LLaVA can understand the text instruction and make reasonable predictions (though both GPT-4V and LLaVA predict wrong). However, in the VIM setting (the right part of Figure 2), GPT-4V makes correct prediction, while LLaVA

<sup>3</sup>There are two terms widely used on this topic, MLLMs and LMMs. In this work, we use MLLMs for consistency.

simply repeats the question for the image, may not understand the embedded instruction.

Motivated by this, we propose a new paradigm, called VISUAL EMBEDDED INSTRUCTION (short for VIM), evaluating the capability of MLLMs for visual embedded instruction following. Under the VIM scenario, we define three settings: Zero shot, One shot and Pair shot (detailed in Section 2.4). We adapt VIM to various benchmarks [10, 12, 13, 37] (including VQA<sub>v2</sub>, MME, MM-Vet, and RefCOCO series), and compose a new benchmark - VIM bench. As highlighted in Figure 1, under three settings, all of open-source MLLMs significantly lag behind GPT-4V, and all of open-source MLLMs are not as skilled at visual instruction following as we might have hoped. To summarize, our main contributions are:

- We propose VISUAL EMBEDDED INSTRUCTION, a challenging framework to probe the capability of the Multimodal Large Language Models for visual embedded instruction following.
- We adapt the VIM to various benchmarks (including VQA<sub>v2</sub>, MME, MM-Vet, and RefCOCO series) in three settings (Zero shot, One shot, Pair shot), composing a VIM bench.
- We re-examine the MLLMs under VIM and observe that the instruction following capabilities of all the open-source MLLMs fall dramatically short of what we might have hoped.

## 2. VIM

Instruction following, is viewed as one key capability of high-performing MLLMs. In this work, VIM is created

to examine the instruction following capability of MLLMs, specifically the visual embedded instruction following.

### 2.1. Visual Embedded Instruction

As illustrated in the left part of Figure 2, the current evaluation norm of MLLMs takes two modalities as input: image and text (as instruction). The existing MLLMs is built on top of the LLMs, benefiting from its strong text understanding capability. For the current MLLMs evaluation paradigm, instruction is presented in the text modality, which can utilize the strong language priors from the LLMs for understanding. VIM takes one step further by embedding the textual instruction into the visual space (image), this enhancement demands not just textual but also strong visual comprehension for the instruction understanding. It asks for the strong visual interpretation capability to recognize and follow the embedded instruction in the image.

### 2.2. Design Choices

How to lay out the image and embedded instruction in one visual space? For zero shot setting, there are many combinations to position the instruction and image in the same visual space. Here we enumerate important two elements we investigated.

**Instruction Location** Potentially, there are many options to place the instruction into the image. To narrow down the search choices of instruction’s placement, we focus on three primary positions: {top, right and bottom}. Additionally, we add a random selection from these three positions to ensure robustness. Preliminary experiments<sup>4</sup> on these locations reveal that both GPT-4V and LLaVA are robust to the locations of the embedded instruction, as shown in Figure 3. For the sake of simplicity, in following one shot and pair shot settings, we take the bottom position as the default placement for the embedded instruction.

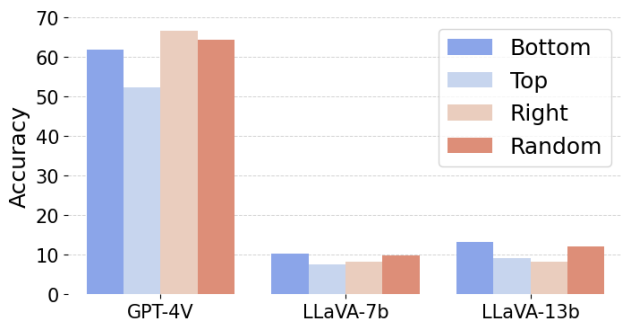


Figure 3. Exploration setup for instruction location on zero shot evaluation for MM-Vet.

<sup>4</sup>Here the small subset for preliminary experiments is 21 examples from MM-Vet.

**Image Resolution** The resolution of the image is also the key for the model to understand the visual-embedded instruction. For the image-text pairs, we aim to keep the resolution of the raw images, we add the text with the same font size for all images and add extra white space fillings to render the text regarding the length of the instruction. The resolution of image is minimally changed, and the origin image quality is maintained.

### 2.3. Text Prompting

To probe the visual instruction following of MLLMs, we prompt the models under three settings: 1) *Text Instruction*: given the image, and the instruction is fed to the models as prompt in text format; 2) *Mix Instruction*: given the image with embedded instruction, and an extra instruction as text prompt can be taken as input to guide models to follow the embedded instruction in the image e.g., “Answer the question in the image”; 3) *Visual-Embedded Instruction*: given the image with the embedded instruction, no extra text instruction is provided as text prompt, the model needs to recognize, and understand the embedded instruction in the image automatically and follow the instruction to deliver the answer.

The *Text Instruction* setting is the standard setup in MLLMs, that the model will take the image and text question or instruction separately through vision and language encoders respectively. In the *Mix Instruction* and *Visual-Embedded Instruction* settings, the models are required to understand the embedded instruction in the image, while, *Mix Instruction* is a relaxed setting between *Text Instruction* and *Visual-Embedded Instruction*. Preliminary results<sup>5</sup> in Table 1, GPT-4V is robust to all three prompt settings, while, VIM is more challenging for the existing open-source MLLMs, for example, LLaVA drops more (>20) when transferring from *Text Instruction* to the VIM setting, similarly for InstructBLIP and MiniGPT-v2. In this paper, we will use the VIM setting for the rest of experiments.

Models	LLM	Text	Mix	VIM
<i>Small set</i>				
GPT-4V	-	66.7	57.1	61.9
<i>Full Set</i>				
LLaVA	Vicuna-7b	30.5*	8.5 (-22.0)	10.1 (-20.4)
LLaVA	Vicuna-13b	35.4*	16.9 (-18.7)	14.4 (-21.0)
InstructBLIP	FlanT5 <sub>XXL</sub>	22.8	12.5 (-10.3)	4.4 (-18.4)
MiniGPT-v2	LLaMA2-7b	24.1	5.6 (-18.5)	5.6 (-18.5)

Table 1. Exploration setup for text prompt on zero shot evaluation for MM-Vet. \* denotes from the paper reported [15].

<sup>5</sup>Similarly, the small subset for GPT-4V is 21 examples from MM-Vet.

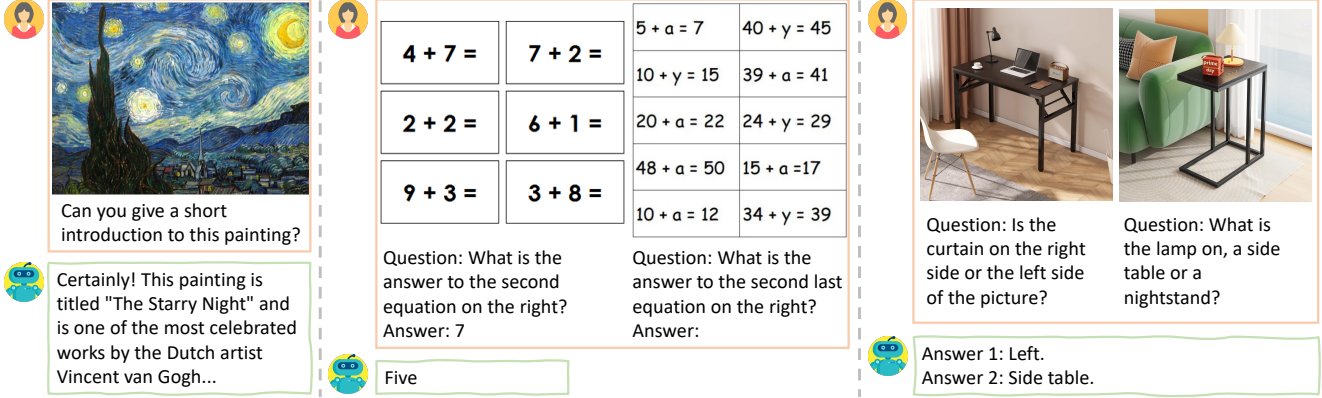


Figure 4. Three in-context evaluation settings: (a) Left: Zero Shot has only one question to be answered; (b) Middle: One Shot, the image is composed of one image-instruction-answer as reference, the answer for the second image-instruction query is required; (c) Right: Pair Shot, the image is composed of two image-instruction pairs, and answer for both are required.

## 2.4. In-Context Learning

Under the VIM framework, we also propose three in-context learning settings designed to probe the MLLMs models across a spectrum of challenges as depicted in Figure 4.

- ZS Zero Shot:** the input is a single image with an embedded instruction. One answer is expected.
- OS One Shot:** the input is an image embedded with  $N$  pairs (i.e.  $N = 2$ ) of image-instruction-answer triplet. In the last pair, include only the image-question pair, and an answer is expected for this last query.
- PS Pair Shot:** the input is a single image with  $N$  pairs (i.e.  $N = 2$ ) of image-question embedded. Answers are required for all  $N$  pairs.

We extend the one shot setting from language to the VIM scenario. The difference between one shot and pair shot setting is that the output expects `one` answer for the last query in one shot, while, pair shot expects `two` answers for all the queries simultaneously. Considering the low image resolution input limitation for most of open-source MLLMs, we only experiment  $N = 2$ , ideally it is extendable.

## 3. Experiments

We first build our VIM bench based on the existing representative benchmarks, then examine the MLLMs models on VIM bench for fair comparison.

### 3.1. VIM Bench

**Benchmarks** To assess the generalization capability of MLLMs, we adapt VIM to four representative benchmarks, VQA<sub>v2</sub> [12], MME [10], MM-Vet [37], and RefCOCO series [13, 18, 36]. We benchmark the different MLLMs in three in-context settings (as defined in Section 2.4). The details of source datasets, data processing pipeline, and evaluations can be found in Appendix A.

**Data Reformatting** Given the above mentioned benchmarks, we try to do minimal changes (i.e. keeping the image resolution) for evaluation. This process involves reformatting text instruction into visual embedded instruction by moving the text instruction into the image modality. In reformatting, we retain the original task’s goal while maintaining the original images and text instructions, see the example in Figure 2. These repurposed benchmarks are integrated into our VIM bench. Theoretically, VIM can be applied to any existing benchmarks, even for pure NLP tasks. We choose four representative benchmarks for instruction-following MLLMs, although our selections are not exhaustive, they provide a broad basis for the MLLMs evaluation.

Benchmark	Full set	ZS subset	OS subset	PS subset	Metric
VQA <sub>v2</sub>	107394*	80	80	80	Acc
MM-Vet	218	218	100	218	Score
MME	2374	140	140	140	Acc
RefCOCO/g/+	1975/5023/1975	20/20/20	20/20/20	20/20/20	mIoU

Table 2. Statistics for VIM Bench. ZS: Zero shot, OS: One shot, PS: Pair Shot. \* denotes *test-dev* split, Acc is short for Accuracy.

**Evaluation Sets** For each benchmark, we have two evaluation sets, one is the standard evaluation set from each benchmark, denoted as *full set* in the experiments, all the open-source MLLMs can run on the *full set*; the other one is a *subset* sampled from each benchmark, due to the limit quota issue of GPT-4V, we only test GPT-4V on the subset of each benchmark, and also run the open-source MLLMs on the subsets for fair comparison. Table 2 summarizes the evaluation sets for all three settings (including zero shot, one shot, and pair shot).

**Evaluation Metrics** For the evaluation metrics, we follow the evaluation protocols and metrics of each bench-

Models	LLM	Zero shot				One shot				Pair shot			
		VQA <sub>v2</sub>	MME	MM-Vet	REC	VQA <sub>v2</sub>	MME	MM-Vet	REC	VQA <sub>v2</sub>	MME	MM-Vet	REC
Sub set													
LLaVA	Vicuna-7b	0.00	0	10.1	0.0	0.00	0	4.0	0.0	0.00	0	6.7	0.0
LLaVA	Vicuna-13b	0.00	4	14.4	0.0	0.00	0	4.5	0.0	0.00	0	6.0	0.0
InstructBLIP	FlanT5 <sub>XXL</sub>	0.00	0	4.4	0.0	0.00	0	0.5	0.0	1.25	10	4.5	0.0
MiniGPT-v2	LLaMA2-7b	3.25	26	5.6	0.0	0.00	43	1.8	0.0	0.00	50	4.4	0.0
GPT-4V	-	<b>62.88</b>	<b>120</b>	<b>63.5</b>	<b>21.6</b>	<b>70.62</b>	<b>130</b>	<b>67.8</b>	<b>0.05</b>	<b>66.13</b>	<b>124</b>	<b>59.7</b>	<b>13.3</b>
Full set													
LLaVA	Vicuna-7b	0.00	11	10.1	0.0	0.00	0	4.0	0.0	0.01	0	6.7	0.0
LLaVA	Vicuna-13b	2.21	46	14.4	0.0	0.00	0	4.5	0.0	0.12	0	6.0	0.0
InstructBLIP	FlanT5 <sub>XXL</sub>	0.02	0	4.4	0.0	0.00	0	0.5	0.0	8.60	410	4.5	0.0
MiniGPT-v2	LLaMA2-7b	17.86	492	5.6	0.0	17.02	455	1.8	0.0	9.77	734	4.4	0.0

Table 3. Main quantitative results over each benchmark, including sub set and full set for three settings. Note: the upper bound for MME task is 2374; REC is short for Referring Expression Comprehension, including RefCOCO [13], RefCOCO+ [36] and RefCOCOg [18].

mark. Table 2 enumerates the metrics for each task.

### 3.2. Baselines

We evaluate five representative open-source and proprietary MLLMs, including InstructBLIP [9], LLaVA-v1.5 [15], MiniGPT4-v2 [5], GPT-4V [22]. For LLaVa, we use its latest version with Vicuna-7b-v1.5 and Vicuna-13b-v1.5 as the LLM backbones. We use Flan-T5 XXL [8] as LLM backbone for InstructBLIP. The LLM backbone of MiniGPT4-v2 is Llama 2-Chat [30]. For GPT-4V, most of experiments are conducted between October and November 2023 via the ChatGPT interface. All experiments are conducted on NVIDIA Tesla V100 32G and A100 80G GPUs, we use as large models as possible.

### 3.3. Tasks

**VQA** We consider VQA<sub>v2</sub> [12] for our evaluation, formulate it as a generation task with only a single word or phrase to predict. For the subset evaluation, we uniformly sample 80 pairs from the *val* split. (For VQA<sub>v2</sub>, *test-dev* and *test* splits can only be evaluated by the online server with the full set, do not accept subset evaluation.) For the full set evaluation, we use *test-dev* split for comparison.

**MME** MME [10] is a suite of 14 subtasks designed to assess the accuracy of models in providing “yes” or “no” responses. These subtasks are specifically structured to test the models’ capabilities in both perception and cognition. We uniformly sample 140 image-question pairs from the dataset to form our subset evaluation.

**MM-Vet** MM-Vet [37] is a benchmark that focuses on models’ core vision and language capabilities. There are 218 examples in the test set. Different from VQA and MME tasks, some questions in the MM-Vet asks for an answer and a rationale. For the evaluation, we follow the origin

pipeline in this benchmark, which employs large language model (e.g., GPT-4) to score the answer on a scale of 0 – 1 for each question.

**RefCOCO** Recently, several work [6, 35] extended the capabilities of MLLMs to handle the Referring Expression Comprehension (REC) task. Given a natural language expression that describes an object within an image, the objective is to locate the exact region (coordinates) in the image that the expression refers to. We consider three classic datasets for REC, including RefCOCO [13], RefCOCO+ [36] and RefCOCOg [18]. For each dataset, we sample 20 examples from its test (*testA*) split as our subset evaluation.

### 3.4. Main Results

**Subset comparison** Table 3 summarizes the overall results for three settings. 1). GPT-4V consistently achieves the best performance across all benchmarks through the three settings; 2). Open-source MLLMs struggle on most of tasks across three settings, showing a notable gap in performance compared to GPT-4V; 3). GPT-4V shows some capability in referring and grounding, but its accuracy is still relatively low; 4). There are many 0 performance for open-source MLLMs in the tables, one potential reason is the hard matching evaluation criteria in the QA tasks (for example, VQA and MME), which penalizes the wrong answers heavily, while, MM-Vet employs GPT-4 as an evaluator, a soft matching evaluation mechanism, can still give some credits to the incorrect answers.

**Full comparison** In addition to the subset performance, we also report the full set performance of open-source MLLMs on each benchmark in Table 3. 1). On all four tasks, open-source MLLMs achieve significantly low scores; 2). MiniGPT-v2 can achieve moderate success on

MME, even  $VQA_{v2}$ ; 3). All the open-source MLLMs can not perform referring and grounding, maintaining a zero performance on REC tasks.

## 4. Ablation

We have demonstrated that VIM is a challenging setting for the current MLLMs. To better understand the gap between the standard Text Instruction and Visual Embedded Instruction, we decompose the VIM into two steps for ablation.

### 4.1. Instruction Recognition

One hypothesis is the vision encoder of MLLMs cannot discern the instruction in the image, only generates the long description for the image, as the example shown in Table 5. Whether the MLLMs models can recognize the embedded instruction in the image? Here we conduct an experiment to verify the visual embedded instruction recognition ability of the models, we explicitly prompt the models with “*What is the text in the image?*”, then manually check the outputs with the ground-truth text instructions on two setting: Zero Shot and One Shot for  $VQA_{v2}$ . For each setting, we select 30 images as our subsets for both models. Here the images we choose only have the embedded instructions since we want to verify the instruction recognition capability of these models in an ideal setup.

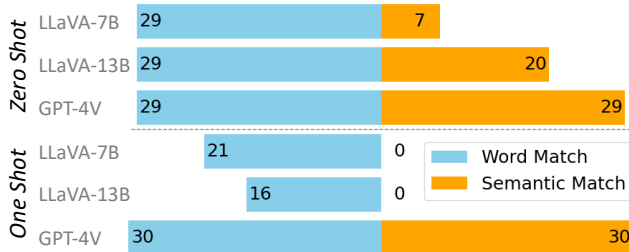


Figure 5. Instruction recognition results on  $VQA_{v2}$  under Zero and One Shot settings. We report the correct number of matches out of total 30 samples for LLaVA-7B, LLaVA-13B and GPT-4V.

We do word match and semantic match for the results. For example, the origin instruction of question #393225000 in  $VQA_{v2}$  is “*What website copyrighted the picture*”, the output “*What website copied the picture?*” is counted as a correct word match, since most of the words are recognized. However, it will be considered as a wrong semantic match. As shown in Figure 5, GPT-4V can recognize the embedded instructions nearly perfectly for both settings on word match and semantic match, the only “*failure*” case is from an image containing a text logo inside as shown in Table 14 (in the Appendix). While, LLaVA can detect words of the instructions, but semantically different. A detailed analysis of instruction recognition capability can be found

Models	LLM	ZS	OS	PS
<i>VQA</i>				
LLaVA	Vicuna-7b	0.00	0.00	0.00
		43.62	1.25	0.00
LLaVA	Vicuna-13b	0.00	0.00	0.00
		52.38	0.00	0.00
InstructBLIP	FlanT5 <sub>XXL</sub>	0.00	0.00	1.25
		30.00	1.62	7.22
MiniGPT-v2	LLaMA2-7b	3.25	0.00	0.00
		1.62	0.00	0.00
<i>MME</i>				
Yes baseline	-	70	70	70
LLaVA	Vicuna-7b	0	0	0
		68	18	0
LLaVA	Vicuna-13b	4	0	0
		7	0	0
InstructBLIP	FlanT5 <sub>XXL</sub>	0	0	10
		29	14	4
MiniGPT-v2	LLaMA2-7b	26	43	50
		37	18	21
GT	-	140	140	140
<i>MM-Vet</i>				
LLaVA	Vicuna-7b	10.1	4.0	6.7
		8.5	7.8	5.0
LLaVA	Vicuna-13b	14.4	4.5	6.0
		16.9	6.6	5.5
InstructBLIP	FlanT5 <sub>XXL</sub>	4.4	0.5	4.5
		12.5	6.2	4.4
MiniGPT-v2	LLaMA2-7b	5.6	1.8	4.4
		5.6	2.2	4.9

Table 4. Ablation results on  $VQA_{v2}$ , MME, MM-Vet tasks. ZS: Zero Shot, OS: One Shot, PS: Pair Shot.   highlights the numbers for mix instruction setting. Yes baseline is “Yes” for all questions. GT: Ground-Truth Reference.

in Appendix B.2.

### 4.2. Instruction Following

We further relax the VIM setting to the mix instruction setting with an extra text prompt “*Answer the question in the image.*”, these open-source MLLMs exhibit some degree of success (the highlighted gray rows in Table 4)<sup>6</sup>, which proves that the existing MLLMs rely more on their LLMs backbone for instruction following. For example, on  $VQA_{v2}$  and MME, LLaVA and InstructBLIP can achieve moderate success in zero shot setting, large improvement over their VIM performance.

<sup>6</sup>For MME, though LLaVA-7B can get 68 under the zero shot setting, it mostly generates “Yes”, which matches closely with the Yes baseline.

*Image w. Embedded Instruction*

$4 + 7 =$	$7 + 2 =$	$4 + 7 =$	$7 + 2 =$
$2 + 2 =$	$6 + 1 =$	$2 + 2 =$	$6 + 1 =$
$9 + 3 =$	$3 + 8 =$	$9 + 3 =$	$3 + 8 =$

Question: What is the answer to the second equation on the right? Answer: 7

Question: What is the answer to the bottom left equation? Answer: 12

**GPT-4V:** Second equation on the right: 9  
Bottom left equation: 12

**LLaVA-v1.5:** The image shows two identical worksheets with a series of math problems. Each problem consists of a number and a question, asking the student to solve for the bottom left equation. The numbers range from 1 to 12, and the questions are written in a clear and concise manner. The worksheets are designed to help students practice and improve their math skills.

**InstructBLIP:** question will the answer be on the right side of the equation answer

**MiniGPT-v2:** 10

Table 5. MLLMs’s response to the question #3 in MM-Vet.

### 4.3. Qualitative Observations


Here we highlight several intriguing observations during the experiments. A more comprehensive qualitative analysis is provided in the Appendix B.3.

**One shot and Pair shot** The difference between one shot and pair shot settings is that one shot expects an answer for the last one question, while, pair shot expects answers for both questions. In our analysis of one shot setting on MM-Vet, GPT-4V mostly answer both questions. For example, Table 5 shows an one shot example to the question #3 in the MM-Vet benchmark. Though GPT-4V answers the second question correctly ( $9 + 3 = 12$ ), it wrongly outputs answers for both questions “second equation on the right” and “bottom left equation”. While, LLaVA simply generates a long description for the image, without answering the question.

**People related questions** In VQA and MM-Vet, there are some categories of questions about people or movies. For example, in Table 6, GPT-4V will response “Sorry, I cannot help with that.”, while, LLaVA and InstructBLIP just simply repeat the question, MiniGPT-v2 merely identifies the name of the person.

**Mixing instruction** We relax the VIM setting to Mix instruction setting by adding a text prompt “Answer

*Image w. Embedded Instruction*



Question: Can you give a short introduction to this person?

**GPT-4V:** Sorry, I cannot help with that.


**LLaVA-v1.5:** Question: Can you give a short introduction to this person?

**InstructBLIP:** albert einstein with the caption can you give a short introduction to this person?

**MiniGPT-v2:** albert einstein

Table 6. MLLMs’s response to the question #202 in MM-Vet.

*Image w. Embedded Instruction*



Question: How many birds are there? Answer the question using a single word or phrase.

**Text Prompt:** Answer the question in the image.

**GPT-4V:** Zero

**LLaVA-v1.5:** Question: How many birds are there here? Answer: There are two birds here.

**InstructBLIP:** giraffes

**MiniGPT-v2:** giraffe

Table 7. Mix instruction: MLLMs’s response to the question #524621000 in VQA.

the question in the image.”. As shown in Table 7, GPT-4V correctly delivers the answer (“Zero”), while, LLaVA repeats the question in the image and follows a wrong answer (“two birds”), both InstructBLIP and MiniGPT-v2 recognize the main object (giraffe) in the image.

## 5. Discussion

GPT-4V shows impressive results under the VIM settings, though it will answer both questions in the one shot setting, which may not exactly follow the visual embedded instruction to answer the second question only. While, most of MLLMs struggle under the VIM settings, we hope this work deliver some insights for the existing landscape of Multimodal Large Language Models, and could contribute to the MLLMs, either in the evaluation or training process.

There could be several directions to be explored along this routine. One simple extension is to adapt the VIM into the multimodal instruction tuning by data augmentation so that the MLLMs could be more robust in instruction following. Another direction is grounding abilities of MLLMs discussed by several works [6, 32, 35].

**One Shot Evaluation** In one shot setting, one major challenge for MLLMs (including GPT-4V) is, they will generate answers for both two questions even if only the second question asks for an answer. This raises an issue: which evaluation method is more appropriate for such scenario? There are two options: 1). **Exact Match**, which strictly follow the VQA evaluation and expects one response only for the second question as per the given instruction; 2). **Partial Match**, a more loose evaluation that just ensures the second answer aligns with the ground truth. As depicted in Table 8, there is a significant discrepancy in outcomes between these two evaluation criteria.

Models	One Shot	
	Exact Math	Partial Match
GPT-4V	70.62	11.12

Table 8. Different evaluation criteria for one shot on VQA<sub>v2</sub>.

**Grounding of GPT-4V** During our experiments with GPT-4V via the ChatGPT interface, we observe some intriguing facts. For example, for people and movie related questions, and grounding questions (i.e. asking the coordinates of the objects), it will generate “*Sorry, I cannot help with that.*”. We find some ways to freely unlock the capability of GPT-4V via in-context examples or targeted prompting. In the Appendix B.3.1, we show two ways to unlock the grounding capability of GPT-4V, though the coordinates are not precise enough. The first way involves specific prompting, an example in Table 15 demonstrates a carefully curated prompt to ask the GPT-4V to list the coordinates of all the people in the image. These underscore the importance of crafting precise prompts to fully utilize these models and tap into their vast knowledge. The second way is via in-context example, we demonstrate it in the Table 16 of the Appendix. GPT-4V may not answer this question by direct

prompting for grounding, by feeding into one shot example, GPT-4V can deliver the answer.

## 6. Related Work

### 6.1. Multimodal Large Language Models

With the success of Large language models (LLMs) [11, 22, 29, 30], there is growing interest in studying Multimodal Large Language Models [2, 9, 16, 26, 27, 34, 38, 40] to improve multimodal understanding, reasoning and generation by leveraging the strong capability of LLMs. Following the recipe of the instruction tuning [7, 25, 28] in LLMs, LLaVA [16] and MiniGPT-4 [40] proposes to use GPT-4 [22] to synthesize the instruction, and employ the open-source LLMs for instruction tuning to connect the pre-trained vision encoder and open-source LLMs. Recently, GPT-4V [23] was released, followed by work [33, 39] that explore its impressive multimodal capabilities. Our work implies the limitations of the existing open-source MLLMs, and also the performance disparity among these open-source MLLMs and GPT-4V on visual embedded instruction following.

### 6.2. Benchmarks

In parallel with the MLLMs development, a trend emerges in proposing a variety of benchmarks. MME [10] proposes 14 tasks with Yes/No questions based on the images. MM-Bench [17] and SEED-Bench [14] introduces benchmarks that cover a variety of multiple-choice questions. MM-Vet [37] extends to evaluate the open-ended outputs from MLLMs. VisIT-Bench [3] accesses a range of tasks from recognition to complex reasoning, while Q-Bench [31] accesses low-level visual perception and understanding. All these benchmarks focus on text instruction evaluation for MLLMs, our proposed VIM integrates the text instruction into the visual modality space, asking for strong visual interpretation capability for embedded instruction recognition and following. Additionally, our VIM is orthogonal with these existing benchmarks, can be seamlessly adapted to any of them.

## 7. Conclusion

In this work, we present VIM, a challenging framework to assess the visual embedded instruction following ability of Multimodal Large Language Models. We adapt VIM to various benchmarks, leading to a VIM bench. Through in-depth probing under three in-context settings (zero shot, one shot, and pair shot), we observed that the existing open-source MLLMs models fall short, in most cases performing not as good as we anticipated. Our findings highlights that there is more work to be done in this area, particularly, the field could investigate the instruction following in the embedded space.



## References

- [1] Rohan Anil, Andrew M Dai, Orhan Firat, Melvin Johnson, Dmitry Lepikhin, Alexandre Passos, Siamak Shakeri, Emanuel Taropa, Paige Bailey, Zhifeng Chen, et al. Palm 2 technical report. *arXiv preprint arXiv:2305.10403*, 2023. 1
- [2] Anas Awadalla, Irena Gao, Josh Gardner, Jack Hessel, Yusuf Hanafy, Wanrong Zhu, Kalyani Marathe, Yonatan Bitton, Samir Gadre, Shiori Sagawa, et al. Openflamingo: An open-source framework for training large autoregressive vision-language models. *arXiv preprint arXiv:2308.01390*, 2023. 1, 8
- [3] Yonatan Bitton, Hritik Bansal, Jack Hessel, Rulin Shao, Wanrong Zhu, Anas Awadalla, Josh Gardner, Rohan Taori, and Ludwig Schimdt. Visit-bench: A benchmark for vision-language instruction following inspired by real-world use. *arXiv preprint arXiv:2308.06595*, 2023. 1, 2, 8
- [4] Tom Brown, Benjamin Mann, Nick Ryder, Melanie Subbiah, Jared D Kaplan, Prafulla Dhariwal, Arvind Neelakantan, Pranav Shyam, Girish Sastry, Amanda Askell, et al. Language models are few-shot learners. *Advances in neural information processing systems*, 33:1877–1901, 2020. 1
- [5] Jun Chen, Deyao Zhu, Xiaoqian Shen, Xiang Li, Zechun Liu, Pengchuan Zhang, Raghuraman Krishnamoorthi, Vikas Chandra, Yunyang Xiong, and Mohamed Elhoseiny. Minigt-v2: large language model as a unified interface for vision-language multi-task learning. *arXiv preprint arXiv:2310.09478*, 2023. 5
- [6] Keqin Chen, Zhao Zhang, Weili Zeng, Richong Zhang, Feng Zhu, and Rui Zhao. Shikra: Unleashing multimodal llm’s referential dialogue magic. *arXiv preprint arXiv:2306.15195*, 2023. 5, 8
- [7] Wei-Lin Chiang, Zhuohan Li, Zi Lin, Ying Sheng, Zhanghao Wu, Hao Zhang, Lianmin Zheng, Siyuan Zhuang, Yonghao Zhuang, Joseph E. Gonzalez, Ion Stoica, and Eric P. Xing. Vicuna: An open-source chatbot impressing gpt-4 with 90%\* chatgpt quality, 2023. 1, 8
- [8] Hyung Won Chung, Le Hou, Shayne Longpre, Barret Zoph, Yi Tay, William Fedus, Eric Li, Xuezhi Wang, Mostafa Dehghani, Siddhartha Brahma, et al. Scaling instruction-finetuned language models. *arXiv preprint arXiv:2210.11416*, 2022. 1, 5
- [9] Wenliang Dai, Junnan Li, Dongxu Li, Anthony Meng Huat Tiong, Junqi Zhao, Weisheng Wang, Boyang Li, Pascale Fung, and Steven Hoi. Instructblip: Towards general-purpose vision-language models with instruction tuning. *arXiv preprint arXiv:2305.06500*, 2023. 1, 5, 8
- [10] Chaoyou Fu, Peixian Chen, Yunhang Shen, Yulei Qin, Mengdan Zhang, Xu Lin, Zhenyu Qiu, Wei Lin, Jinrui Yang, Xiawu Zheng, et al. Mme: A comprehensive evaluation benchmark for multimodal large language models. *arXiv preprint arXiv:2306.13394*, 2023. 1, 2, 4, 5, 8, 11, 12
- [11] Google. Bard - chat based ai tool from google, powered by palm 2. <https://bard.google.com/?hl=en>, 2023. 1, 8
- [12] Yash Goyal, Tejas Khot, Douglas Summers-Stay, Dhruv Batra, and Devi Parikh. Making the v in vqa matter: Elevating the role of image understanding in visual question answering. In *Proceedings of the IEEE conference on computer vision and pattern recognition*, pages 6904–6913, 2017. 2, 4, 5, 11
- [13] Sahar Kazemzadeh, Vicente Ordonez, Mark Matten, and Tamara Berg. Referitgame: Referring to objects in photographs of natural scenes. In *Proceedings of the 2014 conference on empirical methods in natural language processing (EMNLP)*, pages 787–798, 2014. 2, 4, 5, 11
- [14] Bohao Li, Rui Wang, Guangzhi Wang, Yuying Ge, Yixiao Ge, and Ying Shan. Seed-bench: Benchmarking multimodal llms with generative comprehension. *arXiv preprint arXiv:2307.16125*, 2023. 1, 2, 8
- [15] Haotian Liu, Chunyuan Li, Yuheng Li, and Yong Jae Lee. Improved baselines with visual instruction tuning. *arXiv preprint arXiv:2310.03744*, 2023. 3, 5
- [16] Haotian Liu, Chunyuan Li, Qingyang Wu, and Yong Jae Lee. Visual instruction tuning. *arXiv preprint arXiv:2304.08485*, 2023. 1, 8
- [17] Yuan Liu, Haodong Duan, Yuanhan Zhang, Bo Li, Songyang Zhang, Wangbo Zhao, Yike Yuan, Jiaqi Wang, Conghui He, Ziwei Liu, et al. Mmbench: Is your multi-modal model an all-around player? *arXiv preprint arXiv:2307.06281*, 2023. 1, 2, 8
- [18] Junhua Mao, Jonathan Huang, Alexander Toshev, Oana Camburu, Alan Yuille, and Kevin Murphy. Generation and comprehension of unambiguous object descriptions, 2016. 4, 5, 11
- [19] Microsoft. Microsoft bing and chatgpt - free chatgpt. <https://www.microsoft.com/en-us/bing>, 2023. 1
- [20] Microsoft. Microsoft copilot. <https://adoption.microsoft.com/en-us/copilot/>, 2023. 1
- [21] OpenAI. Chatgpt. <https://chat.openai.com/>, 2022. 1
- [22] OpenAI. Gpt-4: Technical report. *arXiv preprint arXiv:2303.08774*, 2023. 1, 5, 8
- [23] OpenAI. Gpt-4v(ision) system card. <https://openai.com/research/gpt-4v-system-card>, 2023. 1, 8
- [24] Long Ouyang, Jeffrey Wu, Xu Jiang, Diogo Almeida, Carroll Wainwright, Pamela Mishkin, Chong Zhang, Sandhini Agarwal, Katarina Slama, Alex Ray, et al. Training language models to follow instructions with human feedback. *Advances in Neural Information Processing Systems*, 35: 27730–27744, 2022. 1
- [25] Baolin Peng, Chunyuan Li, Pengcheng He, Michel Galley, and Jianfeng Gao. Instruction tuning with gpt-4. *arXiv preprint arXiv:2304.03277*, 2023. 1, 8
- [26] Yixuan Su, Tian Lan, Huayang Li, Jialu Xu, Yan Wang, and Deng Cai. Pandagpt: One model to instruction-follow them all. *arXiv preprint arXiv:2305.16355*, 2023. 1, 8
- [27] Zhiqing Sun, Sheng Shen, Shengcao Cao, Haotian Liu, Chunyuan Li, Yikang Shen, Chuang Gan, Liang-Yan Gui, Yu-Xiong Wang, Yiming Yang, et al. Aligning large multimodal models with factually augmented rlhf. *arXiv preprint arXiv:2309.14525*, 2023. 8
- [28] Rohan Taori, Ishaan Gulrajani, Tianyi Zhang, Yann Dubois, Xuechen Li, Carlos Guestrin, Percy Liang, and Tatsunori B Hashimoto. Stanford alpaca: An instruction-following llama model, 2023. 1, 8

- [29] Hugo Touvron, Thibaut Lavril, Gautier Izacard, Xavier Martinet, Marie-Anne Lachaux, Timothée Lacroix, Baptiste Rozière, Naman Goyal, Eric Hambro, Faisal Azhar, et al. Llama: Open and efficient foundation language models. *arXiv preprint arXiv:2302.13971*, 2023. [1](#), [8](#)
- [30] Hugo Touvron, Louis Martin, Kevin Stone, Peter Albert, Amjad Almahairi, Yasmine Babaei, Nikolay Bashlykov, Soumya Batra, Prajjwal Bhargava, Shruti Bhosale, et al. Llama 2: Open foundation and fine-tuned chat models. *arXiv preprint arXiv:2307.09288*, 2023. [1](#), [5](#), [8](#)
- [31] Haoning Wu, Zicheng Zhang, Erli Zhang, Chaofeng Chen, Liang Liao, Annan Wang, Chunyi Li, Wenxiu Sun, Qiong Yan, Guangtao Zhai, et al. Q-bench: A benchmark for general-purpose foundation models on low-level vision. *arXiv preprint arXiv:2309.14181*, 2023. [1](#), [2](#), [8](#)
- [32] Jianwei Yang, Hao Zhang, Feng Li, Xueyan Zou, Chunyuan Li, and Jianfeng Gao. Set-of-mark prompting unleashes extraordinary visual grounding in gpt-4v. *arXiv preprint arXiv:2310.11441*, 2023. [8](#)
- [33] Zhengyuan Yang, Linjie Li, Kevin Lin, Jianfeng Wang, Chung-Ching Lin, Zicheng Liu, and Lijuan Wang. The dawn of lmms: Preliminary explorations with gpt-4v (ision). *arXiv preprint arXiv:2309.17421*, 2023. [2](#), [8](#)
- [34] Qinghao Ye, Haiyang Xu, Guohai Xu, Jiabo Ye, Ming Yan, Yiyang Zhou, Junyang Wang, Anwen Hu, Pengcheng Shi, Yaya Shi, et al. mplug-owl: Modularization empowers large language models with multimodality. *arXiv preprint arXiv:2304.14178*, 2023. [1](#), [8](#)
- [35] Haoxuan You, Haotian Zhang, Zhe Gan, Xianzhi Du, Bowen Zhang, Zirui Wang, Liangliang Cao, Shih-Fu Chang, and Yinfei Yang. Ferret: Refer and ground anything anywhere at any granularity. *arXiv preprint arXiv:2310.07704*, 2023. [5](#), [8](#)
- [36] Licheng Yu, Patrick Poirson, Shan Yang, Alexander C. Berg, and Tamara L. Berg. Modeling context in referring expressions, 2016. [4](#), [5](#), [11](#)
- [37] Weihao Yu, Zhengyuan Yang, Linjie Li, Jianfeng Wang, Kevin Lin, Zicheng Liu, Xinchao Wang, and Lijuan Wang. Mm-vet: Evaluating large multimodal models for integrated capabilities. *arXiv preprint arXiv:2308.02490*, 2023. [1](#), [2](#), [4](#), [5](#), [8](#), [11](#)
- [38] Renrui Zhang, Jiaming Han, Aojun Zhou, Xiangfei Hu, Shilin Yan, Pan Lu, Hongsheng Li, Peng Gao, and Yu Qiao. Llama-adapter: Efficient fine-tuning of language models with zero-init attention. *arXiv preprint arXiv:2303.16199*, 2023. [1](#), [8](#)
- [39] Xinlu Zhang, Yujie Lu, Weizhi Wang, An Yan, Jun Yan, Lianke Qin, Heng Wang, Xifeng Yan, William Yang Wang, and Linda Ruth Petzold. Gpt-4v(ision) as a generalist evaluator for vision-language tasks, 2023. [8](#)
- [40] Deyao Zhu, Jun Chen, Xiaojian Shen, Xiang Li, and Mohamed Elhoseiny. Minigpt-4: Enhancing vision-language understanding with advanced large language models. *arXiv preprint arXiv:2304.10592*, 2023. [8](#)

## A. Benchmark Details

### A.1. Source Datasets

We consider four representative datasets, VQA<sub>v2</sub> [12], MME [10], MM-Vet [37], and RefCOCO series [13, 18, 36]. We visualize the source dataset distribution of our VIM bench subset version in Figure 6. For the subset version, we uniformly sample from each sub-category (e.g., RefCOCOg, RefCOCO+, RefCOCO) of each source dataset (e.g., REC). For the full version, we use VQA<sub>v2</sub> *test-dev* split, all the data samples from MME and MM-Vet, RefCOCO *testA* split, RefCOCO+ *testA* split, and RefCOCOg *test* split.

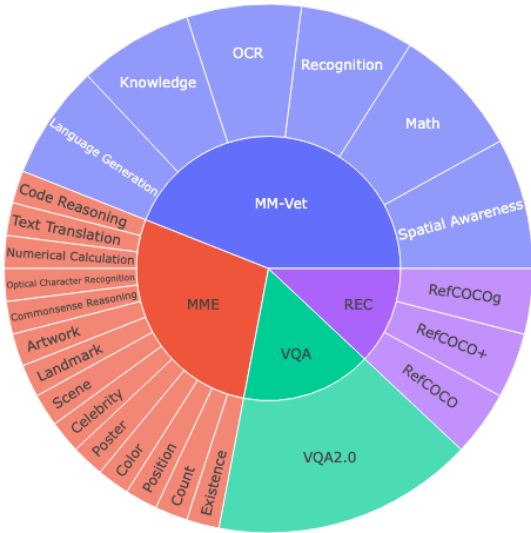


Figure 6. Source dataset distribution of VIM Bench subset. We cover a broad range of multimodal understanding and reasoning tasks, including recognition, visual question answering, referring expression comprehension, etc.

In Figure 7, we showcase an example from the source dataset VQA<sub>v2</sub>, which is with instruction probing setting “Text”. We also consider other two probing settings, “MIX” that have an additional text prompt to guide the visual embedded instruction following, and our proposed “VIM” that only allow the image with embedded instruction as input. We also showcases dataset examples sampled from source datasets RefCOCO, MME, and MM-Vet. All the VIM test samples does not include any additional instruction input in text modality (noted as “NA”).

### A.2. Dataset Processing Pipeline

For each task probing under VIM framework, we consider three in-context learning settings: zero shot, one shot and pair shot. We showcases data examples of One shot and Pair shot setting in Figure 8.

For each source dataset, we start from build up zero shot by embedding instruction into the input image to concate-







Setting	Source Dataset	Image Modality Input	Text Modality Input
Text	VQAv2		Question: What sport is the man participating in? Answer the question using a single word or phrase.
MIX	VQAv2	 Question: What sport is the man participating in? Answer the question using a single word or phrase.	Answer the question in the image.
VIM (Zero Shot)	VQAv2	 Question: What sport is the man participating in? Answer the question using a single word or phrase.	NA
	RefCOCO series	 Question: What is the normalized coordinate of "the catcher" in the format [x1, y1, x2, y2] rounded to four decimal places?	NA
	MME	 Question: Is this artwork titled the adoration of the shepherds? Answer the question using a single word or phrase.	NA
	MM-Vet	 Question: What will the girl on the right write on the board? Answer the question using a single word or phrase.	NA

Figure 7. Dataset example comparison of three instruction probing settings: Text, MIX and VIM.

nate as a new image which contains instruction in image modality. In this way, we obtain a new image with embedded instruction for each image-question pair. Furthermore, we extend to one shot setting by concatenating another image-question-answer triplet embedded left to the image-question pair. Similarly, we extend to pair shot setting by concatenating two image-question pairs. At last, each image-question pair from the source dataset we only be queried once for each in-context setting.








Setting	Source Dataset	Image Modality Input
VIM (One Shot)	VQAv2	 <p>Question: What is the white thing on the white plate? Answer the question using a single word or phrase. Answer: cream</p> <p>Question: What food would the fork be used on in this meal? Answer the question using a single word or phrase. Answer:</p>
	RefCOCO series	 <p>Question: What is the normalized coordinate of "a apple desktop computer" in the format [x1, y1, x2, y2] rounded to four decimal places? Answer: [0.1468, 0.1932, 0.9353, 0.8674]</p> <p>Question: What is the normalized coordinate of "there is red colored truck in between the other trucks" in the format [x1, y1, x2, y2] rounded to four decimal places? Answer:</p>
	MME	 <p>Question: Is there a chair in this image? Answer the question using a single word or phrase. Answer: Yes</p> <p>Question: Is there a horse in this image? Answer the question using a single word or phrase. Answer:</p>
	MM-Vet	 <p>Question: What should I do before cutting herbs, sausage, and mushrooms? Answer: tilt pan slightly</p> <p>Question: Should I add sugar when mixing egg and milk? Answer:</p>
VIM (Pair Shot)	VQAv2	 <p>Question: Is the ball flying towards the batter? Answer the question using a single word or phrase.</p> <p>Question: Are the horses playing a game? Answer the question using a single word or phrase.</p>
	RefCOCO series	 <p>Question: What is the normalized coordinate of "man standing by blue machine with arrows" in the format [x1, y1, x2, y2] rounded to four decimal places? The coordinate should be normalized to the above given image.</p> <p>Question: What is the normalized coordinate of "female with arms crossed" in the format [x1, y1, x2, y2] rounded to four decimal places? The coordinate should be normalized to the above given image.</p>
	MME	<pre>x = 10 if x &lt; 20:     print("Hello") else:     print("World")</pre> <p>Question: The image shows a python code. Is the output of the code "Hello"? Answer the question using a single word or phrase.</p> <pre>x = 10 if x &lt; 20:     print("Hello") else:     print("World")</pre> <p>Question: The image shows a python code. Is the output of the code "World"? Answer the question using a single word or phrase.</p>
	MM-Vet	 <p>Question: How to cook this dish?</p> <p>Question: How to cook this dish?</p>

Figure 8. Dataset example comparison of in-context learning settings: One Shot and Pair Shot.

### A.3. Evaluation Details

**Metrics** For VQA, we follow the leaderboard evaluation to use an evaluation metric that is robust to inter-human variability:  $\text{Acc}(\text{ans}) = \min \left\{ \frac{\#\text{humans that said ans}}{3}, 1 \right\}$ .

For MME, the standard metric (*Score*) proposed in [10] is the summed up Accuracy (*Acc*) and Accuracy+ (*Acc+*) as:  $\text{Score} = \text{sum}(\text{Acc} \times 100\%, \text{Acc}_+ \times 100\%)$ , where the former one count each correct answer as correct, while the latter one only consider correct when both “Yes” and “No” questions for each image are answered correctly. Notice that to directly reflecting how many times the model can predict correct output, we report total number of correct answers (*Correct*) in Table 3 for simplicity. In addition, we report the results using standard metric in the following Table 11- 12 for better comparison.

For MM-Vet, we use GPT-4 (“gpt-4-0613” version) to automatically provide the score for each sample. The final Accuracy reported as:  $\text{Acc} = \frac{\sum_{i=1}^N s_i}{N} \times 100\%$ , where  $s_i$  is the score at scale 0 – 1 for sample  $i$ .

For RefCOCO series, we report standard metric (mean Intersection over Union at threshold 0.5) for REC task as:  $\text{mIOU}@0.5 = \frac{1}{N} \sum_{i=1}^N \text{IOU}_i |_{\text{threshold}=0.5}$ .

### A.4. Results Details

Models	LLM	ZS	OS	PS
<i>Sub set</i>				
LLaVA	Vicuna-7b	0.0	0.0	0.0
LLaVA	Vicuna-13b	0.0	0.0	0.0
InstructBLIP	FlanT5 <sub>XXL</sub>	0.0	0.0	0.0
MiniGPT-v2	LLaMA2-7b	0.0	0.0	0.0
GPT-4V	-	<b>25.0</b>	<b>30.0</b>	<b>10.0</b>

Table 9. Evaluation results on Referring Expression Comprehension (REC) task. ZS: Zero Shot, OS: One Shot, PS: Pair Shot. highlights the numbers for mix instruction setting.

In Table 11, we report the *Correct*, *Score*, *Acc*, *Acc+* of various MLLMs on MME across 14 subtasks (i.e., code reasoning, artwork, celebrity) under VIM probing setting. In addition, we report subtask results details in Table 12 for the mix probing setting which allow additional prompt “Answer the question in the image.” as extra text modality guidance. Notice that the summed up *Correct* across all 14 subtasks are the results we reported in Table 3 and Table 4.

The detailed results of six core vision and language capabilities of MLLMs are shown in Table 17.

Models	LLM	Embedded Instruction	Zero shot		
			VQA <sub>v2</sub>	MME	MM-Vet
			Sub set		
LLaVA	Vicuna-7b	w.o.	60.75	108	31.3
		w.	57.88	88	27.9
	Vicuna-13b	w.o.	61.00	106	35.2
		w.	58.00	87	32.7

Table 10. Zero shot evaluation results of Text probing setting on VQA<sub>v2</sub>, MME, MM-vet. This is the popular setting for evaluating text instruction following capability of MLLMs, where the input image and text instruction are both provided.

We include the ablation results on Referring Expression Comprehension (REC) task in Table 9. Although, LLaVA-v1.5 and MiniGPT-v2 is fine-tuned on REC data, and achieve decent results in RefCOCO series when probed with text instruction, we show a dramatic drop to zero performance. Most of the time, LLaVA-v1.5 and InstructBLIP are not able to outputting a complete bounding box. As for the MiniGPT-v2, with the help of the task identifier, it is able to output complete bounding box, however none of them can achieve a reasonable overlap with the reference bounding box.

## B. Full Analysis

### B.1. Robustness Analysis

#### B.1.1 Prompt for MIX Probing Setting

In mix probing setting, the MLLMs can accept an extra text instruction input as guidance. The model performance may vary when given different prompts. We report the results using four relevant but diversified prompts (Prompt #1-#5) in Table 18. To be specific, the detailed prompts we use are: 1) Prompt #1: “Answer the question in the image.”, 2) Prompt #2: “Please answer the question that is written in the image.”, 3) Prompt #3: “Follow the instruction embedded in the image.”, 4) Prompt #4: “Detect the question in the image and directly answer to it.”.

#### B.1.2 Image Embedded with Instruction

To investigate whether the model performance is robust to the minimal changes introduced by the embedded instruction, we give both the original instruction in the text modality and the image with instruction embedded as the image modality to the model.

In Table 10, we present comparative results of LLaVA using Vicuna-7b and Vicuna-13b language backbones. It’s observed that embedding images with instructions leads to a marginal decline in performance. This trend suggests that current MLLMs may not be entirely robust to variations in

images. However, this performance degradation is minor and within acceptable limits. This implies that the disparity in performance between the Text and VIM probing settings is not solely attributable to changes in the images, but is largely due to the models’ capacity to follow visual embedded instructions.

### B.2. Details of Instruction Recognition

Based on Section 4.1, we conduct an ablation to verify the instruction recognition capability of these MLLMs. Table 20 and Table 19 showcases some example results for Zero Shot and One Shot instruction recognition. GPT-4V can recognize the text instruction in both settings, LLaVA can detect some words of the instructions, but may not perfectly recognize the instructions, especially in the one shot setting. Table 14 shows a failure example of GPT-4V for Instruction Recognition, it recognizes the logo texts on the bus as the text instruction.

### B.3. Qualitative Observations

Table 13 showcases the One Shot outputs for GPT-4V, LLaVA, InstructBLIP and MiniGPT-V2 on VQA<sub>v2</sub>.

#### B.3.1 Grounding of GPT-4V

Table 15 shows that GPT-4V’s grounding capability can be unleashed when carefully prompted. Table 16 shows another approach to elicit grounding capability of GPT-4V by using in-context examples.

Models	Task	Zero Shot				One Shot				Pair Shot			
		Correct	Acc	Acc <sub>+</sub>	Score	Correct	Acc	Acc <sub>+</sub>	Score	Correct	Acc	Acc <sub>+</sub>	Score
LLaVA-v1.5 (Vicuna-7b)	code reasoning	0	0	0	0	0	0	0	0	0	0	0	0
	artwork	0	0	0	0	0	0	0	0	0	0	0	0
	celebrity	0	0	0	0	0	0	0	0	0	0	0	0
	numerical calculation	0	0	0	0	0	0	0	0	0	0	0	0
	text_translation	0	0	0	0	0	0	0	0	0	0	0	0
	count	0	0	0	0	0	0	0	0	0	0	0	0
	color	0	0	0	0	0	0	0	0	0	0	0	0
	commonsense reasoning	0	0	0	0	0	0	0	0	0	0	0	0
	position	0	0	0	0	0	0	0	0	0	0	0	0
	OCR	0	0	0	0	0	0	0	0	0	0	0	0
	landmark	0	0	0	0	0	0	0	0	0	0	0	0
	scene	0	0	0	0	0	0	0	0	0	0	0	0
	existence	0	0	0	0	0	0	0	0	0	0	0	0
posters	0	0	0	0	0	0	0	0	0	0	0	0	
LLaVA-v1.5 (Vicuna-13b)	code reasoning	0	0	0	0	0	0	0	0	0	0	0	0
	artwork	0	0	0	0	0	0	0	0	0	0	0	0
	celebrity	0	0	0	0	0	0	0	0	0	0	0	0
	numerical calculation	0	0	0	0	0	0	0	0	0	0	0	0
	text_translation	0	0	0	0	0	0	0	0	0	0	0	0
	count	2	0.2	0	20	0	0	0	0	0	0	0	0
	color	1	0.1	0	10	0	0	0	0	0	0	0	0
	commonsense reasoning	0	0	0	0	0	0	0	0	0	0	0	0
	position	0	0	0	0	0	0	0	0	0	0	0	0
	OCR	0	0	0	0	0	0	0	0	0	0	0	0
	landmark	1	0.1	0	10	0	0	0	0	0	0	0	0
	scene	0	0	0	0	0	0	0	0	0	0	0	0
	existence	0	0	0	0	0	0	0	0	0	0	0	0
posters	0	0	0	0	0	0	0	0	0	0	0	0	
InstructBLIP (FlanT5 <sub>XXL</sub> )	code reasoning	0	0	0	0	0	0	0	0	0	0	0	0
	artwork	0	0	0	0	0	0	0	0	0	0	0	0
	celebrity	0	0	0	0	0	0	0	0	4	0.4	0	40
	numerical calculation	0	0	0	0	0	0	0	0	0	0	0	0
	text_translation	0	0	0	0	0	0	0	0	0	0	0	0
	count	0	0	0	0	0	0	0	0	0	0	0	0
	color	0	0	0	0	0	0	0	0	0	0	0	0
	commonsense reasoning	0	0	0	0	0	0	0	0	1	0.1	0	10
	position	0	0	0	0	0	0	0	0	0	0	0	0
	OCR	0	0	0	0	0	0	0	0	1	0.1	0	10
	landmark	0	0	0	0	0	0	0	0	0	0	0	0
	scene	0	0	0	0	0	0	0	0	2	0.2	0	20
	existence	0	0	0	0	0	0	0	0	2	0.2	0	20
posters	0	0	0	0	0	0	0	0	0	0	0	0	
MiniGPT-v2 (LLaMA2-7b)	code reasoning	0	0	0	0	2	0.2	0	20	2	0.2	0	20
	artwork	4	0.4	0	40	2	0.2	0	20	4	0.4	0	40
	celebrity	1	0.1	0	10	0	0	0	0	1	0.1	0	10
	numerical calculation	0	0	0	0	0	0	0	0	1	0.1	0	10
	text_translation	0	0	0	0	5	0.5	0	50	5	0.5	0	50
	count	3	0.3	0	30	5	0.5	0	50	5	0.5	0	50
	color	2	0.2	0	20	4	0.4	0	40	4	0.4	0	40
	commonsense reasoning	3	0.3	0	30	5	0.5	0	50	4	0.4	0	40
	position	1	0.1	0	10	3	0.3	0	30	5	0.5	0	50
	OCR	1	0.1	0	10	3	0.3	0	30	3	0.3	0	30
	landmark	0	0	0	0	4	0.4	0	40	4	0.4	0	40
	scene	4	0.4	0	40	3	0.3	0	30	4	0.4	0	40
	existence	4	0.4	0	40	4	0.4	0	40	4	0.4	0	40
posters	3	0.3	0	30	3	0.3	0	30	4	0.4	0	40	
GPT-4V	code reasoning	10	1	1	200	9	0.9	0.8	170	10	1	1	200
	artwork	7	0.7	0.6	130	10	1	1	200	10	1	1	200
	celebrity	2	0.2	0.2	40	10	1	0.2	120	10	1	0.2	120
	numerical calculation	10	1	1	200	9	0.9	0.8	170	5	0.5	0.4	90
	text_translation	6	0.6	0.6	120	9	0.9	0.8	170	7	0.7	0.6	130
	count	10	1	1	200	9	0.9	0.8	170	9	0.9	0.8	170
	color	10	1	1	200	9	0.9	0.8	170	10	1	1	200
	commonsense reasoning	9	0.9	0.8	170	10	1	1	200	7	0.7	0.6	130
	position	10	1	1	200	9	0.9	0.8	170	9	0.9	0.8	170
	OCR	9	0.9	0.8	170	8	0.8	0.8	160	9	0.9	0.8	170
	landmark	8	0.8	0.6	140	9	0.9	0.8	170	9	0.9	0.8	170
	scene	9	0.9	0.8	170	9	0.9	0.8	170	9	0.9	0.8	170
	existence	10	1	1	200	10	1	1	200	10	1	1	200
posters	10	1	1	200	10	1	1	200	10	1	1	200	

Table 11. Evaluation results on MME subset under  $V_{IM}$  setting. ZS: Zero Shot, OS: One Shot, PS: Pair Shot.


Models	Task	Zero Shot				One Shot				Pair Shot			
		<i>Correct</i>	<i>Acc</i>	<i>Acc<sub>+</sub></i>	<i>Score</i>	<i>Correct</i>	<i>Acc</i>	<i>Acc<sub>+</sub></i>	<i>Score</i>	<i>Correct</i>	<i>Acc</i>	<i>Acc<sub>+</sub></i>	<i>Score</i>
LLaVA-v1.5 (Vicuna-7b)	code reasoning	4	0.4	0	40	0	0	0	0	0	0	0	0
	artwork	5	0.5	0	50	2	0.2	0	20	0	0	0	0
	celebrity	5	0.5	0	50	0	0	0	0	0	0	0	0
	numerical calculation	5	0.5	0	50	0	0	0	0	0	0	0	0
	text_translation	5	0.5	0	50	0	0	0	0	0	0	0	0
	count	5	0.5	0	50	3	0.3	0	30	0	0	0	0
	color	5	0.5	0	50	1	0.1	0	10	0	0	0	0
	commonsense reasoning	4	0.4	0	40	3	0.3	0	30	0	0	0	0
	position	4	0.4	0	40	1	0.1	0	10	0	0	0	0
	OCR	5	0.5	0	50	0	0	0	0	0	0	0	0
	landmark	5	0.5	0	50	1	0.1	0	10	0	0	0	0
	scene	5	0.5	0	50	4	0.4	0	40	0	0	0	0
	existence	6	0.6	0.2	80	2	0.2	0	20	0	0	0	0
	posters	5	0.5	0	50	1	0.1	0	10	0	0	0	0
LLaVA-v1.5 (Vicuna-13b)	code reasoning	0	0	0	0	0	0	0	0	0	0	0	0
	artwork	0	0	0	0	0	0	0	0	0	0	0	0
	celebrity	1	0.1	0	10	0	0	0	0	0	0	0	0
	numerical calculation	0	0	0	0	0	0	0	0	0	0	0	0
	text_translation	0	0	0	0	0	0	0	0	0	0	0	0
	count	1	0.1	0	10	0	0	0	0	0	0	0	0
	color	1	0.1	0	10	0	0	0	0	0	0	0	0
	commonsense reasoning	0	0	0	0	0	0	0	0	0	0	0	0
	position	0	0	0	0	0	0	0	0	0	0	0	0
	OCR	0	0	0	0	0	0	0	0	0	0	0	0
	landmark	3	0.3	0	30	0	0	0	0	0	0	0	0
	scene	0	0	0	0	0	0	0	0	0	0	0	0
	existence	0	0	0	0	0	0	0	0	0	0	0	0
	posters	1	0.1	0	10	0	0	0	0	0	0	0	0
InstructBLIP (FlanT5 <sub>XXL</sub> )	code reasoning	0	0	0	0	0	0	0	0	0	0	0	0
	artwork	2	0.2	0	20	0	0	0	0	0	0	0	0
	celebrity	1	0.1	0	10	1	0.1	0	10	1	0.1	0	10
	numerical calculation	1	0.1	0	10	3	0.3	0	30	0	0	0	0
	text_translation	0	0	0	0	0	0	0	0	1	0.1	0	10
	count	4	0.4	0.2	60	0	0	0	0	0	0	0	0
	color	5	0.5	0.2	70	1	0.1	0	10	0	0	0	0
	commonsense reasoning	1	0.1	0	10	1	0.1	0	10	1	0.1	0	10
	position	6	0.6	0.4	100	0	0	0	0	0	0	0	0
	OCR	0	0	0	0	2	0.2	0.2	40	0	0	0	0
	landmark	1	0.1	0	10	1	0.1	0	10	0	0	0	0
	scene	1	0.1	0	10	2	0.2	0	20	0	0	0	0
	existence	6	0.6	0.4	100	3	0.3	0	30	1	0.1	0	10
	posters	1	0.1	0	10	0	0	0	0	0	0	0	0
MiniGPT-v2 (LLaMA2-7b)	code reasoning	0	0	0	0	0	0	0	0	0	0	0	0
	artwork	3	0.3	0	30	0	0	0	0	1	0.1	0	10
	celebrity	1	0.1	0	10	0	0	0	0	0	0	0	0
	numerical calculation	2	0.2	0	20	0	0	0	0	0	0	0	0
	text_translation	1	0.1	0	10	0	0	0	0	0	0	0	0
	count	4	0.4	0	40	4	0.4	0	40	4	0.4	0	40
	color	2	0.2	0	20	2	0.2	0	20	2	0.2	0	20
	commonsense reasoning	4	0.4	0	40	0	0	0	0	1	0.1	0	10
	position	3	0.3	0	30	2	0.2	0	20	3	0.3	0	30
	OCR	1	0.1	0	10	0	0	0	0	0	0	0	0
	landmark	4	0.4	0	40	3	0.3	0	30	3	0.3	0	30
	scene	3	0.3	0	30	2	0.2	0	20	1	0.1	0	10
	existence	4	0.4	0	40	3	0.3	0	30	3	0.3	0	30
	posters	5	0.5	0	50	2	0.2	0	20	3	0.3	0	30

Table 12. Evaluation results on MME subset under `mix` instruction setting. ZS: Zero Shot, OS: One Shot, PS: Pair Shot.

*Image w. Embedded Instruction* #1342000 in VQA



Question: What is the donut laying on?  
Answer the question using a single word or phrase. Answer: road



Question: How many books are shown?  
Answer the question using a single word or phrase. Answer:

**GPT-4V:** The donut is laying on a road, and there are three books shown.

**LLaVA-v1.5-7B:** The image consists of two pictures placed side by side. The first picture features a doughnut on the road, while the second picture displays a book with a question mark. The second picture also has a question mark, which is placed above the book. The book is open to a page with a question, and the doughnut is placed on the road, seemingly in the middle of the book. The scene creates an interesting juxtaposition between the doughnut and the book, inviting the viewer to ponder the connection between the two.

**LLaVA-v1.5-13B:** The image features a book with a donut on top of it, placed on a table. The book is open, and the donut is positioned on the left side of the book. The scene appears to be a playful or humorous setup, possibly for a quiz or a fun activity.

**InstructBLIP:** a person holding an open book with a doughnut on it

**MiniGPT-v2:** yes

*Image w. Embedded Instruction* #262229000 in VQA



Question: What brand of dogs are these?  
Answer the question using a single word or phrase. Answer: beagle



Question: What is gliding in the air?  
Answer the question using a single word or phrase. Answer:

**GPT-4V:** The dogs in the first image are Beagles. In the second image, the object gliding in the air appears to be a soccer ball.

**LLaVA-v1.5-7B:** The image consists of two pictures, one showing a group of dogs behind a fence and the other showing a group of girls playing soccer. The dogs are located in the left picture, while the girls are in the right picture. The girls are actively engaged in the game, with one girl running towards the ball, while the other two are also in motion. The girls are wearing soccer uniforms, and the sports ball is visible in the scene. The dogs, on the other hand, are confined to their pen, looking at the girls playing soccer.

**LLaVA-v1.5-13B:** The image features a group of young women playing soccer on a field, with a fence separating them from a group of dogs. The dogs are eagerly watching the girls play, and some of them are even trying to get through the fence to join the game. The scene captures the excitement and energy of both the soccer players and the dogs.

**InstructBLIP:** two pictures of dogs in a kennel

**MiniGPT-v2:** 1

Table 13. One Shot output comparison: MLLMs’s responses to the example questions on VQA<sub>v2</sub>.



*Image w. Embedded Instruction*



Question: How many girls are on the advertisement?  
Answer the question using a single word or phrase.

**Text Prompt :**

What is the text in the image?

**GPT-4V :**

1. "anwb"
2. "Feel Good Bus"
3. "Verrassend leuk vrijwilligerswerk!"

Table 14. One "failure" examples to show the instruction recognition of GPT-4V.

*Image w.o. Embedded Instruction*



**Text Prompt :**

How many people in the image? Give them a label and show me their normalized coordinate in the format [x1, y1, x2, y2] rounded to four decimal places.

**GPT-4V :**

- There are 3 people in the image.  
Labels and normalized coordinates for the people are:
1. Person A: [0.1081, 0.0432, 0.3784, 0.7973]
  2. Person B: [0.3838, 0.0000, 0.7027, 0.8108]
  3. Person C: [0.7027, 0.2973, 0.9676, 0.8108]

Table 15. Carefully curated prompting to unleash the grounding capability of GPT-4V.

*Image w. Embedded Instruction*



Question: What is the normalized [x1,y1,x2,y2] coordinate of "an adult elephant"

Answer: ?

**GPT-4V :**

As an AI language model, I don't have the capability to directly process images to determine coordinates.

*Image w. Embedded Instruction*



Question: a boy pushing a bike

Answer: [0.3495, 0.2326, 0.6149, 0.87]



Question: an adult elephant

Answer: ?

**GPT-4V :**

The image is annotated with a question "a boy pushing a bike" and a corresponding answer represented as a list of four numbers: [0.3495, 0.2326, 0.6149, 0.87].

Table 16. One shot in-context example to unleash the grounding capability of GPT-4V.

	Rec	OCR	Know	Gen	Spat	Math	Total
LLaVA-v1.5-7b	12	6.6	5.6	5.6	6.4	3.8	10.1
	9.7	7.7	5.1	3.1	6.9	3.8	8.5
LLaVA-v1.5-13b	15.2	13.6	6.9	10.9	11.9	3.8	14.4
	18.5	15.7	7.3	9.5	15.3	9.6	16.9
InstructBLIP	6.4	1.6	1.8	1.2	2.7	0	4.4
	14.5	7.8	2.6	0.9	9.3	11.5	12.5
MiniGPT-v2	6.7	3.4	2.5	2.3	5.6	7.7	5.6
	6.9	3	1.7	2.9	3.9	0	5.6
GPT-4V	61.4	65.2	51.2	53.7	67.6	59.2	63.5

Table 17. Zero shot evaluation results on MM-Vet with detail scores across six core vision and language capabilities.   highlights the numbers for `mix` instruction setting. The numbers are presented in %. Rec: Recognition, Know: Knowledge, Gen: Language Generation, Spat: Spatial Awareness.

Task	LLaVA-v1.5-7b				LLaVA-v1.5-13b			
	Prompt #1	Prompt #2	Prompt #3	Prompt #4	Prompt #1	Prompt #2	Prompt #3	Prompt #4
artwork	5	5	0	0	0	0	0	0
celebrity	5	5	0	0	1	0	0	0
code reasoning	4	3	0	0	0	0	0	0
color	5	5	0	0	1	1	0	0
commonsense reasoning	4	4	0	0	0	0	0	0
count	5	5	0	0	1	0	0	0
existence	6	6	0	0	0	0	0	0
landmark	5	5	0	0	3	0	0	0
numerical calculation	5	5	0	0	0	0	0	0
OCR	5	5	0	0	0	0	0	0
position	4	5	0	0	0	0	0	0
posters	5	5	0	0	1	0	0	0
scene	5	5	0	0	0	0	0	0
text translation	5	5	0	0	0	0	0	0
<i>Correct</i>	68	68	0	0	7	1	0	0

Table 18. Zero shot evaluation results on MME subset under `mix` setting. We compare the performance of LLaVA-v1.5-7b and LLaVA-v1.5-13b across four different prompts.

Image w. Embedded Instruction #42000 in VQA



Question: What color are the gym shoes?  
Answer the question using a single word or phrase.

**Text Prompt:** What is the text in the image?

**GPT-4V:** Question: What color are they gym shoes? Answer the question using a single word or phrase.

**LLaVA-v1.5-7B:** The text in the image is a question asking, "What color are the gym shoes?"

**LLaVA-v1.5-13B:** The text in the image is a question asking about the color of the gym shoes.

Image w. Embedded Instruction #132132000 in VQA



Question: How many men are shopping?  
Answer the question using a single word or phrase.

**Text Prompt:** What is the text in the image?

**GPT-4V:** Question: How many men are shopping? Answer the question using a single word or phrase.

**LLaVA-v1.5-7B:** The text in the image is a question asking, "How many men are shopping?"

**LLaVA-v1.5-13B:** The text in the image is a question asking how many men are shopping.

Image w. Embedded Instruction #757000 in VQA



Question: How many elephants are pictured in this photo?  
Answer the question using a single word or phrase.

**Text Prompt:** What is the text in the image?

**GPT-4V:** Question: How many elephants are pictured in this photo? Answer the question using a single word or phrase.

**LLaVA-v1.5-7B:** The text in the image is a question asking how many elephants are pictured in the photo.

**LLaVA-v1.5-13B:** The text in the image is a question asking how many elephants are pictured in the photo.

Image w. Embedded Instruction: #131612000 in VQA



Question: What is the man doing with the horse?  
Answer the question using a single word or phrase.

**Text Prompt:** What is the text in the image?

**GPT-4V:** Question: What is the man doing with the horse? Answer the question using a single word or phrase.

**LLaVA-v1.5-7B:** The text in the image is a question asking, "What is the man doing with the horse?"

**LLaVA-v1.5-13B:** The text in the image is a caption that reads "Question: What is the man doing with the horse? Answer the question using a single word or phrase."

Table 19. Zero Shot Instruct Recognition: MLLMs’s recognition to the example questions in VQA.

*Image w. Embedded Instruction* #42000 in VQA



Question: What color is the sign? Answer the question using a single word or phrase. Answer: red and yellow



Question: What color are the gym shoes? Answer the question using a single word or phrase. Answer:

**Text Prompt:** What is the text in the image?

**GPT-4V:** Left Side: "Question: What color is the sign? Answer the question using a single word or phrase. Answer: red and yellow";

Right Side: "Question: What color are the gym shoes? Answer the question using a single word or phrase. Answer:"

**LLaVA-v1.5-7B:** The text in the image is a question asking, "What color are the gym shoes?"

**LLaVA-v1.5-13B:** The text in the image is a quiz or trivia question related to colors.

*Image w. Embedded Instruction* #757000 in VQA



Question: What is the pattern of the skin of the animals you see? Answer the question using a single word or phrase. Answer: stripes



Question: How many elephants are pictured in this photo? Answer the question using a single word or phrase. Answer:

**Text Prompt:** What is the text in the image?

**GPT-4V:** Left side: "Question: What is the pattern of the skin of the animals you see? Answer the question using a single word or phrase. Answer: stripes"

Right side: "Question: How many elephants are pictured in this photo? Answer the question using a single word or phrase. Answer:"

**LLaVA-v1.5-7B:** The text in the image is a question asking, "What is the pattern of the skin of the zebra?"

**LLaVA-v1.5-13B:** The text in the image is a multiple-choice question related to the animals in the picture.

Table 20. One Shot Instruct Recognition: MLLMs's recognition to the example questions in VQA.