

Towards Top-Down Reasoning: An Explainable Multi-Agent Approach for Visual Question Answering

Zeqing Wang*
Wentao Wan*
wangzq73@mail2.sysu.edu.cn
wanwt3@mail2.sysu.edu.cn
Sun Yat-Sen University
Guangzhou, Guangdong, China

Qiqing Lao
laoqq@mail2.sysu.edu.cn
Sun Yat-Sen University
Guangzhou, Guangdong, China

Runmeng Chen
20202031063@m.scnu.edu.cn
South China Normal University
Guangzhou, Guangdong, China

Minjie Lang
lmj010308@outlook.com
Northeastern University
Shenyang, Liaoning, China

Keze Wang
kezewang@gmail.com
Sun Yat-Sen University
Guangzhou, Guangdong, China

Liang Lin
linliang@mail.sysu.edu.cn
Sun Yat-Sen University
Guangzhou, Guangdong, China

ABSTRACT

Recently, several methods have been proposed to augment large Vision Language Models (VLMs) for Visual Question Answering (VQA) simplicity by incorporating external knowledge from knowledge bases or visual clues derived from question decomposition. Although having achieved promising results, these methods still suffer from the challenge that VLMs cannot inherently understand the incorporated knowledge and might fail to exploit it to generate the optimal answers [15, 44]. Contrarily, human cognition engages visual questions through a top-down reasoning process, systematically exploring relevant issues to derive a comprehensive answer. This not only facilitates an accurate answer but also provides a transparent rationale for the decision-making pathway. Motivated by this cognitive mechanism, we introduce a novel, explainable multi-agent collaboration framework designed to imitate human-like top-down reasoning by leveraging the expansive knowledge of Large Language Models (LLMs). Our framework comprises three agents, i.e., *Responder*, *Seeker*, and *Integrator*, each contributing uniquely to the top-down reasoning process. The VLM-based *Responder* generates the answer candidates for the question and gives responses to other issues. The *Seeker*, primarily based on LLM, identifies relevant issues related to the question to inform the *Responder* and constructs a Multi-View Knowledge Base (MVKB) for the given visual scene by leveraging the understanding capabilities of LLM. The *Integrator* agent combines information from the *Seeker* and the *Responder* to produce the final VQA answer. Through this collaboration mechanism, our framework explicitly constructs an MVKB for a specific visual scene and reasons answers in a top-down reasoning process. Extensive and comprehensive evaluations on diverse VQA datasets and VLMs demonstrate the superior applicability and interpretability of our framework over the existing compared methods.

CCS CONCEPTS

• **Computing methodologies** → Artificial intelligence; Visual content-based indexing and retrieval; • **Information systems** → Question answering.

*Both authors contributed equally to this research.

KEYWORDS

visual question answering, large language models, top-down reasoning, multi-agent collaboration, zero-shot evaluation

1 INTRODUCTION

Question: Will it rain soon?



Humans derive correlations between issues from a wealth of past experiences.

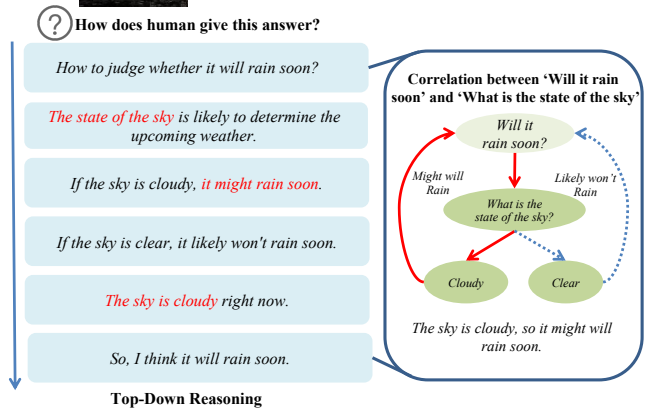


Figure 1: The illustration of how humans solve VQA tasks in a top-down reasoning process. When solving a question, humans find relevant issues and further figure out their answers. The different answers to the relevant issue make humans provide a different answer to the question. This is because humans understand the relationship between the different answers to a relevant issue and the question. For example, cloudy skies mean that it will rain, while clear skies do not. This correlation is summarized by humans through a wealth of past experiences.

What would you do if you were asked whether it would rain soon? To determine your answer between the two, you would probably look up at the sky to see if it's cloudy. If it is, then it's likely that it

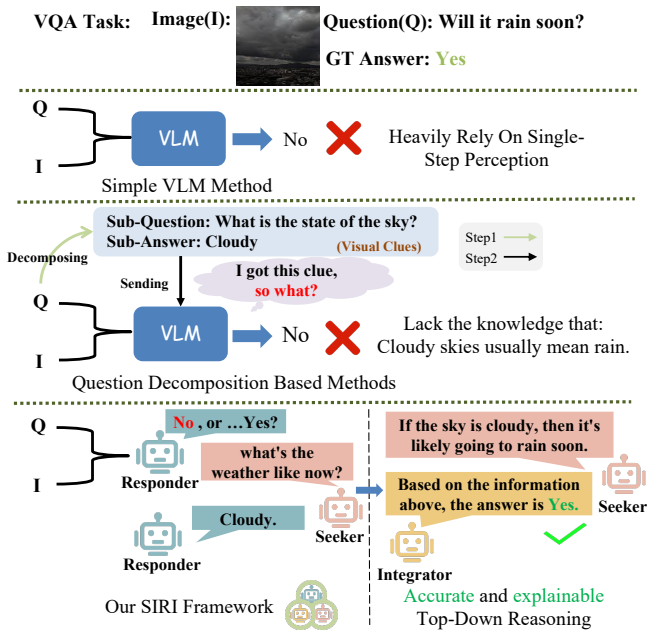


Figure 2: Comparison between existing methods and our SIRI framework on VQA tasks. Traditional methods always take the VQA task in a single-step perception method. Some other methods based on question decomposition, firstly decompose the question and provide visual clues to the VLM, then answer the question. However, this kind of method, as well as those based on Knowledge Base, lacks the correlation between the additional information provided and the question, i.e., the VLM does not know how to use them. In contrast, our SIRI focuses on emulation of the human top-down reasoning process, which explicitly evaluates the correlation between the provided information and the question, and possesses superior interpretability.

will rain soon. As shown in Figure 1, this is a process of top-down reasoning by humans. In the realm of Visual Question Answering (VQA) [2, 12], humans are adept at leveraging a top-down reasoning process to address questions by synthesizing relevant contextual evidence, thereby facilitating the resolution of complex questions even in the absence of related knowledge. This capability is underpinned by an intricate web of correlations among diverse questions, distilled from a wealth of past experiences, such as the heuristic that a cloudy sky may presage rainfall. In contrast, contemporary approaches to VQA predominantly conceptualize the task as an end-to-end process [11, 36, 55, 60]. This methodology exhibits palpable limitations in terms of consistency and generalizability across varied datasets [6, 42]. The inability of the prevailing models to mimic the nuanced, integrative reasoning characteristic of human cognition significantly constrains their applicability and efficacy in dynamic real-world scenarios.

Addressing the limitations of single-step response mechanisms in VQA tasks, a multitude of previous studies have explored the integration of external Knowledge Bases (KBs) [10, 33, 34] to enrich these models with a broader spectrum of prior knowledge. However,

these methods are somewhat sensitive to noise and often require a huge computational cost [54]. Alternatively, some methodologies advocate for question decomposition strategies [21, 49], which entail breaking down the primary question into a series of sub-questions. The answers to these sub-questions furnish models with visual clues that aid in the process of Vision Language Models (VLMs) [1, 25, 26, 30] formulating the final answer. However, such a strategy only provides visual clues, but the VLMs may fall since they still lack information about how to exploit these clues. The reason is that learning the correlation between information is a difficult task for VLMs that are trained on limited data [31, 43]. Similar to this kind of method, in this paper, we focus on VLM-based VQA tasks.

As shown in Figure 2, the question decomposition-based method presupposes that current VLMs inherently understand how to leverage these external knowledge or clues implicitly. However, it is hard for VLMs which are trained on limited datasets. Furthermore, these methods also make the entire VQA process lack interpretability due to their implicit use of additional information.

In contrast, the human top-down reasoning process fully utilizes the correlation between additional information and the question. Based on this, we propose the following intuitive assumption:

The performance of VLMs can be enhanced through the emulation of the human top-down reasoning process.

It delineates the core objective of our research, emulating the human top-down reasoning process and enhancing the performance of VLMs in VQA tasks. Furthermore, benefiting from this explicit process of top-down reasoning, this method can provide significant interpretability for VQA tasks.

However, building the process of top-down reasoning in VQA tasks for VLMs is quite challenging. Firstly, the ability to assume correlations among disparate events inherently demands a profound comprehension of the real world. Fortunately, the rapid advancements in large language models (LLMs) [4, 46, 47] have shown their potential to effectively model the complexities of the real world. This capacity enables the acquisition of valuable insights regarding the relevance of various real-world events. These insights, which like the ability of humans top-down reasoning always need sufficient experience, are based on a large amount of training data. Motivated by these advancements, our work seeks to synergize the capabilities of LLMs with VLMs in the context of VQA tasks, which can contribute to achieving the top-down reasoning process.

Though the LLMs could find complex relevance in the real world, it is still a challenge to make this relevance help the VQA tasks, primarily due to the significant linguistic and domain discrepancies between LLMs and VLMs [13, 22]. Given that past research has demonstrated that multi-agent frameworks can effectively solve complex problems [8, 27, 62], we attempt to solve this challenge by a multi-agent framework which could also provide significant interpretability with the explicit interaction process.

In this paper, we present a novel multi-agent collaboration framework, including three agents, i.e., **Seeker** for **Issues**, **Responder**, and **Integrator (SIRI)**. As shown in Figure 2, the objective of our approach is to establish a collaborative relationship among these three agents, thereby emulating the top-down reasoning process inherent in human cognition and enhancing their performance on VQA tasks.

More specifically, the *Responder*, based on VLM, generates answer candidates based on the input question-image pair, serving as an initial step in the top-down reasoning process. The *Seeker*, based on LLM, capitalizes on both the question and its answer candidates to generate a set of relevant issues that exhibit a relationship with the question. Subsequently, the *Seeker* employs the *Responder* to obtain answer candidates for the relevant issues. By combining the answer candidates derived from the question with the responses of the relevant issues, the *Seeker* formulates hypotheses (such as ‘if the sky is cloudy, it will rain’, ‘if the sky is clear, it will rain’, etc.). Then, leveraging the powerful understanding ability of LLM, the *Seeker* can obtain a confidence score for this hypothesis (‘if the sky is cloudy, it will rain. 0.8’, ‘if the sky is clear, it will rain. 0.3’ and so on.), which means the confidence of the hypothesis occurring in the world, ultimately achieving modeling of the relationship between the question and the issue. This step aims to mimic the human top-down reasoning process of searching for relevant issues to solve the VQA task, enhancing the ability of our framework to understand and solve complex questions by establishing connections between them and answer candidates of the question. Finally, the *Integrator* generates the answer to the question with the information given by the *Seeker*, as the last step in the top-down reasoning process, i.e., providing the final answer with the help of hypotheses and their confidence score. Through the coordinated efforts of the *Responder*, *Seeker*, and *Integrator*, SIRI emulates the top-down reasoning process in human cognition to improve the ability of VLMs for VQA tasks and provide interpretations in the reasoning process.

In summary, the **main contributions** of our work are listed as follows: i) We propose a novel multi-agent collaboration framework, i.e., SIRI. By emulating the top-down reasoning process of humans, our SIRI can comprehensively understand the correlations between events of LLMs and provide valuable explicit external information to enhance the performance of VLMs on VQA tasks; ii) We introduce the assistive strategy, i.e., asking relevant issues and formulating hypotheses via LLM, to effectively mine event-related semantic information of the given questions for the VLM; iii) By leveraging the correlation between the relevant issues and the question, we construct a tailored Multi-View Knowledge Base for the given visual scene to explicitly perform confidence scores, which enables our SIRI framework to be consistent with the top-down human reasoning process and provides sufficient interpretations.

Extensive experimental evaluations conducted on various VLMs (e.g., model sizes ranging from 3B to 13B parameters) and diverse datasets, encompassing three distinct domains, i.e., outside knowledge answering, medical image answering, and natural visual reasoning, validate the effectiveness and generalizability of our SIRI framework for VQA.

2 RELATED WORK

VQA Tasks: Classification-based VQA models [2, 16, 20, 36] typically employ classification methods to solve tasks for specific datasets. With the development of multimodal models, an increasing number of works have adopted prompt-based zero-shot methods for VQA tasks [29, 55], significantly expanding the range of VQA tasks a single model can handle. Some approaches address Knowledge-Based VQA tasks requiring external knowledge [10, 14,

28, 33, 34] by integrating knowledge bases [10, 48, 61] to assist the model. Similarly, with the development of LLMs [4, 46, 47], some methods use LLMs to assist [9, 57, 58] with or directly [19, 23, 56] perform VQA tasks. Recently, some works [21, 49] focus on question decomposition in VQA tasks, which aims to add more information derived from the sub-questions of the question for VLMs.

Vision-Language Models (VLMs): VLMs have demonstrated remarkable capabilities in various multi-modal tasks [1, 17, 18, 25, 26, 30, 51]. These models typically undergo a pretraining process on large-scale image-text datasets [35, 40]. Subsequently, to adapt to a specific downstream task, they are fine-tuned using datasets relevant to the task. Leveraging their extensive pretraining datasets, VLMs exhibit strong performance across different multi-modal tasks, with several achieving state-of-the-art results in zero-shot settings. Nevertheless, the increasing size of these models presents a significant challenge in terms of the computational cost of pretraining [3, 7]. However, to effectively address complex real-world tasks, VLMs are required to possess robust common sense and knowledge [5, 38]. The high cost of pretraining poses a barrier to the development of more powerful VLMs.

Multi-Agent Frameworks: Numerous studies [27, 50] have leveraged the diverse capabilities offered by LLMs, resulting in a significant body of work that centers around LLM-based agents. Within this context, certain approaches [8, 53] have employed the technique of agent-based discussions to enhance problem-solving capabilities. Additionally, several studies [37, 62] have drawn inspiration from sociological phenomena to construct multi-agent frameworks capable of emulating human behavior. Additionally, numerous works have applied the multi-agent framework in the visual domain [28, 59].

3 METHODOLOGY

In this section, we delineate the composition and functionalities of the three distinct agents, i.e., *Responder*, *Seeker* and *Integrator*, that constitute our SIRI. Subsequently, we elaborate on the process of interaction among these agents. The overarching objective of our SIRI is to leverage the expansive knowledge within LLMs to emulate the human-like top-down reasoning process for VQA tasks. A comprehensive overview of our SIRI, including the interaction dynamics between the agents, is illustrated in Figure 3.

3.1 The Responder Agent

The *Responder* agent, is predicated on the capabilities of a VLM. This agent leverages the VLM to process any question-image pair and generates a spectrum of answer candidates as outputs. Additionally, the *Responder* agent is equipped to address the captioning task by utilizing a specific prompt (e.g., a photo of :). The objective of this captioning functionality is to provide the visual scene information to the *Seeker* agent, thereby enhancing its ability to identify issues that are highly applicable to the current visual scene.

The primary function of the *Responder* is to answer the visual question directly through a simple methodology, acting as the foundational step in the top-down reasoning process. This initial response is critical, as subsequent processes within the framework hinge on the efficacy of this step. This is because the subsequent operation of the overall framework relies on the answer candidates

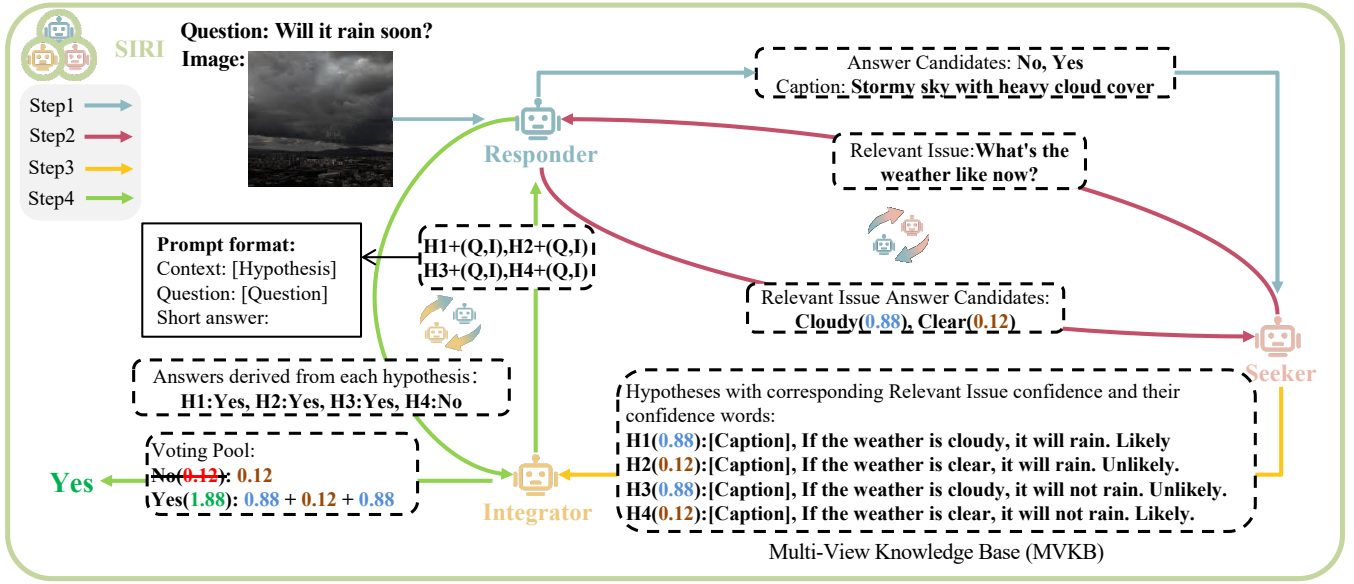


Figure 3: The interaction among agents in our SIRI framework. The *Responder* agent receives a question-image pair and generates answer candidates for the given question. Additionally, the *Responder* agent can also serve as a captioner, providing descriptive content for the image. The *Seeker* agent leverages the answer candidates and the capabilities of LLMs to generate relevant issues. With assistance from the *Responder* agent, the *Seeker* agent obtains responses for each relevant issue, i.e., the answer candidates for each relevant issue. Subsequently, the *Seeker* agent aggregates information from the responses, answer candidates, and the image caption, generating hypotheses with their confidence words, which construct a Multi-View Knowledge Base (MVKB). The *Integrator* agent utilizes the MVKB from the *Seeker* and the *Responder* to get the voting pool and further votes to obtain the final answer.

provided in this step. Consequently, the number of answer candidates at this juncture is deemed a crucial parameter within our SIRI, i.e., the correct answer needs to be included among the top- k answer candidates. Empirical evidence suggests that the correct answer is frequently found within the top-2 answer candidates, prompting our framework to prioritize these candidates in the VQA process. Statistics and analyses about the strategic emphasis on the top-2 candidate answers can be found in the supplementary materials. Based on this, our SIRI fixes the K value at 2. The operational mechanics of the *Responder* agent are delineated in Algorithm 1

3.2 The Seeker Agent

The *Seeker* agent is a crucial component of our SIRI framework, leveraging an LLM to find Relevant Issues (RIs) and give their

Algorithm 1 The Responder Agent

- 1: **procedure** RESPONDER(Q, I, K) $\triangleright Q$ and I are the input question and image pair. K is the number of Top- K answer candidates returned by the Responder.
- 2: $Result \leftarrow VLM(Img, Q)$
- 3: $[a_1, \dots, a_n] \leftarrow [a \text{ for Candidate}, Score \text{ in Result}]$ \triangleright Each a is a key-value pair consisting of an answer candidate and its confidence score.
- 4: $Response = Top_K([a_1, \dots, a_n])$
- 5: **return** $Response$

correlation with the question in the format of a hypothesis and its confidence score. Firstly, it receives the question and answer candidates of the question from the *Responder* agent, integrating them with the caption of the visual scene to generate relevant issues. It integrates the provided caption—serving as the contextual scene information, to ensure the generated relevant issues are applicable to the current visual scene. This step can be formalized as follows:

$$RIs = LLM(Question, AnswerCandidates|Caption). \quad (1)$$

The *Seeker* agent then collaborates with the *Responder* agent to obtain responses, i.e., answer candidates for the relevant issue, for these issues, crafting hypotheses with confidence scores. Each hypothesis combines an answer candidate to the question with an answer candidate to a relevant issue. When the k in top- k (the number of answer candidates) is two, one relevant issue with the question can generate four hypotheses. It is critical to note that the construction of hypotheses is fundamentally dependent on the answer candidates to the question. This dependency arises because the hypotheses are designed to elucidate the correlation between the relevant issues and the question, serving as a pivotal factor in determining which answer candidate is correct.

For each hypothesis, the *Seeker* agent obtains its reality confidence score through the LLM. The confidence score ranges from 0 to 1, with higher scores indicating a greater likelihood of the hypothesis occurring in reality. When obtaining the confidence score, the *Seeker* agent also inputs the caption of the image, providing

the LLM with visual scene information. It can be represented as follows:

$$\text{Confidence score} = \text{LLM}(\text{Hypothesis}, \text{Caption}). \quad (2)$$

Providing scene information is important for delivering an accurate confidence score, as the confidence score is often strongly related to the specific scene. To illustrate this, consider the example where the question is ‘Is the dog a house dog?’ and the hypothesis is ‘A dog without a tag is a house dog.’ Initially, this hypothesis may receive a low confidence score because it is commonly believed that a wild dog would not have a tag. However, if the scene information reveals ‘A dog sitting on a bed.’ the confidence score may be incorrect because a house dog inside a house may not necessarily wear a tag. On the other hand, a dog sitting on a bed is more likely to be a house dog. Therefore, without the scene information, the LLM may not provide an accurate confidence score. Although LLMs can provide detailed confidence scores, the limited training data of VLMs makes it difficult for them to understand this expression form. Therefore, we convert the confidence score into a readable confidence word. For example, a confidence score of 0.2 corresponds to ‘Unlikely’, while a score of 0.8 corresponds to ‘Likely’.

As previously highlighted, the *Seeker* agent plays a critical role in our framework. The information it aggregates forms a useful resource for determining answer candidates. This repository of information termed the Multi-View Knowledge Base (MVKB) within the *Seeker* agent, is depicted in Figure 4, illustrating its construction process. The MVKB encapsulates a series of hypotheses and their respective confidence word to the question, enriching the VLMs with not only additional visual clues but also insights into their applicability. This dual provision enables the VLMs to understand the relevance of this information, clarifying their contributory value in addressing the question. Furthermore, these confidence words provide the interpretability for our SIRI. The mechanics of the *Seeker* agent are detailed in Algorithm 2.

Algorithm 2 The Seeker Agent

- 1: **procedure** SEEKER($ACs, \text{Caption}, \text{Question}$) $\triangleright ACs$ is the answer candidates of the question given by the Responder, Caption is the visual scene caption also given by the Responder via a prompt like ‘a photo of:’.
 - 2: $RI_s \leftarrow \text{LLM}(\text{Caption}, ACs)$ $\triangleright RI_s$ means Relevant Issues.
 - 3: **for** RI in RI_s **do**
 - 4: $\text{Response} \leftarrow \text{Responder}(\text{Img}, RI)$
 - 5: $\text{hypotheses} \leftarrow \text{LLM}(\text{Caption}, Q, ACs, RI, \text{Response})$ \triangleright Each relevant issue corresponds to multiple hypotheses.
 - 6: $CSs \leftarrow \text{LLM}(\text{Hypotheses}, \text{Caption})$
 - 7: $CWs \leftarrow \text{Convert}(CSs)$ \triangleright Convert confidence score to confidence word, CW means confidence word.
 - 8: $MVKB.append(\text{hypotheses}, CWs, RIConfidences)$ \triangleright MVKB means Multi-View Knowledge Base, $RIConfidences$ means the confidence of the hypothesis corresponding to the confidence score of relevant issue answer candidate.
 - 9: **return** MVKB
-

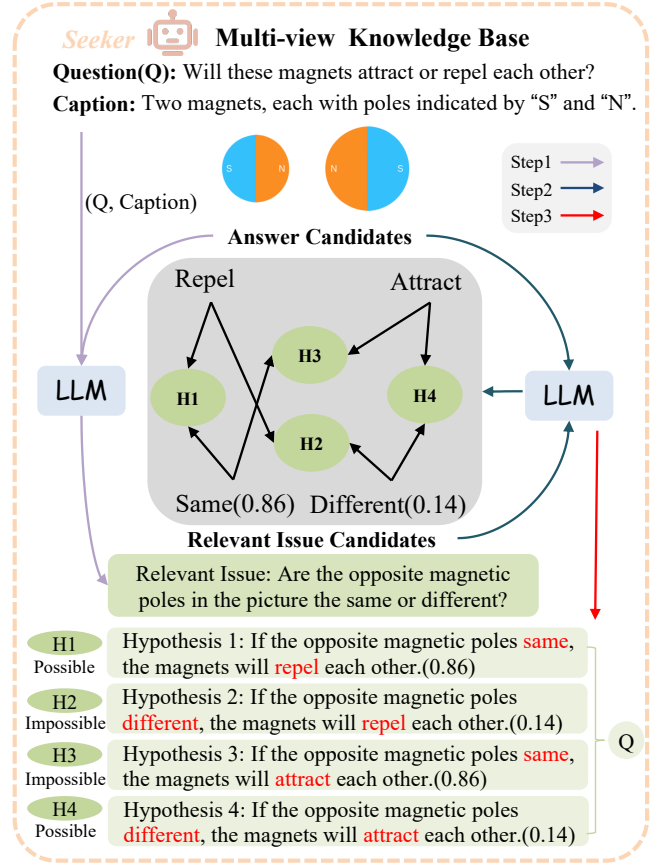


Figure 4: Multi-View Knowledge Base in *Seeker*. The illustration highlights the distinctive characteristics of Multi-View Knowledge in response to different questions and the specific visual scene. The knowledge encompasses diverse hypotheses that establish connections with the question and the relevant issues in the given scene.

3.3 The Integrator Agent

Upon the assembly of the Multi-View Knowledge Base, the *Integrator* agent assumes the role of generating the final answer from the answer candidates of the question. It involves evaluating each hypothesis along with its confidence word to the question through the VLM to derive a refined answer.

Despite the capabilities of VLMs, their interpretative limitations mean not every hypothesis necessarily yields a substantive impact on determining the final answer. In some instances, the derived answer may not align with the initial set of candidates. In response to this challenge and alignment with practices observed in other multi-agent system research[39, 52], our *Integrator* agent employs a voting mechanism. This approach not only capitalizes on the insights provided by the various hypotheses but also mitigates potential negative influences from less relevant or lower-quality hypotheses. We construct the prompts for the *Integrator* agent similar to the shown in Figure 3, to utilize the acquired Multi-View Knowledge Base in the *Seeker* agent, i.e., to request the *Responder*

agent to obtain answers under different hypotheses by concatenating the hypothesis, confidence word, and question.

In the voting process of *Integrator*, we employ a score-based weighted voting method. Each answer generated by a hypothesis is paired with the confidence of the corresponding answer candidate of the relevant issue. This approach is used to merge the importance of different answer candidates of that relevant issue under the current image context. The process of the *Integrator* agent is illustrated in Algorithm 3.

3.4 Interaction among Agents

The interaction process among the agents constituting our SIRI framework is elucidated in Figure 3, which also serves to outline the overall structure of the framework. The primary objective of this framework is to emulate the human top-down reasoning process to generate the correct answer from the answer candidates. Initially, the *Responder* agent generates a set of answer candidates, laying the groundwork for the subsequent reasoning process. Following this, the *Seeker* agent, acting as a central component of SIRI, generates relevant issues that can determine the answer from the provided answer candidates. Then, the *Seeker* agent obtains the answer candidates for these relevant issues through the *Responder* and acquires their corresponding hypotheses and their confidence scores via the LLM. Utilizing the capabilities of LLM, the *Seeker* agent then compiles a Multi-View Knowledge Base. This knowledge base contains the correlations between the relevant issues and the question, represented as hypotheses complete with confidence words assigned by the LLMs. Leveraging this Multi-View Knowledge Base, the *Integrator* agent is equipped to select a refined answer from among the candidates. All prompts utilized within our SIRI framework are documented in the Supplementary material.

4 EXPERIMENT

Datasets. To validate the effectiveness of our SIRI, we have conducted extensive evaluations on four diverse VQA datasets, each representing distinct domains and modalities: ScienceQA [32] (focusing on Science Knowledge Reasoning), A-OKVQA [41] (emphasizing Common Sense and Outside Knowledge Answering),

VQA-RAD [24] (dedicated to Medical Image Answering), and the Winoground [45] (challenging Nature Image Reasoning).

Implementation Details. In our setup, we employ state-of-the-art VLMs across different sizes for the *Seeker* agent: BLIP-2 [25] (ViT-g FlanT5XL) and LLaVA [30] (Both LLaVA-v1.5-7B and -13B). GPT-3.5-turbo, accessed via the official API of OpenAI, served as our LLM. All experiments are conducted on a server with eight RTX 3090/4090 GPUs. For more detailed implementation specifics, please see our supplementary materials.

Main Results. We evaluate our SIRI framework on zero-shot VQA tasks and compare it with the other existing methods. Our main results are shown in Table 1.

Baseline and Compared Methods. We focus our comparison on the VLM-based VQA task. We compare our SIRI framework with the single-step VQA method for VLM (baseline), and the SOTA VLM-based question decomposition method (Q-D) [21]. Since its source code is unavailable, we have implemented it ourselves. We provide a detailed implementation of these methods in the supplementary materials.

As demonstrated in [21], applying such a ‘multi-step’ approach to every question can have negative impacts. Similar to our comparison method, we introduce an extra hyperparameter η to draw inspiration from human decision-making processes where answers with higher confidence scores are deemed more likely to be correct. For the confidence of the top-1 answer candidate higher than η , we apply its answer directly. For a fair comparison, we report the performance of all methods with their optimized η thresholds with the same grid in Table 1.

Comparisons and Analyses. We provide the results for each comparison in Table 1 for the samples with at least one answer in the voting pool, which means the samples throughout our full SIRI framework. Our SIRI framework can improve the performance of the VLMs on VQA tasks on all baselines, the absolute improvement ranges from 0.6 to 6.2 points. Compared to the Question-Decomposition method, our SIRI achieves superior performance on most datasets and VLMs (nine of twelve comparisons). In some experiments, Q-D is almost ineffective (e.g., BLIP2 on ScienceQA, LLaVA-13B on VQA-RAD). Upon our manual inspection, as acknowledged in [21], it is very challenging for VLMs, which are smaller compared to LLMs, to decompose a question. This leads to nonsensical sub-questions in some cases. However, for SIRI, leveraging the powerful capabilities of LLMs can provide effective relevant issues even when facing difficult questions. Besides, we conduct a survey for the interpretability of SIRI. SIRI received higher interpretability scores compared to other methods, detailed experimental results are shown in our supplementary materials.

Our SIRI framework performs more effectively on the A-OKVQA and Winoground datasets, unlike the specialized datasets of ScienceQA and VQA-RAD, A-OKVQA and Winoground rely more on reasoning with common sense information and dependence on external knowledge. Unlike the specialized knowledge that is less distributed in the training set, providing correlation information for common sense can better assist VLMs in utilizing what they have already learned during training, thereby improving their performance. We also note that SIRI, with BLIP2 as the VLM, shows outstanding performance on A-OKVQA, but the improvements are limited when the VLMs are LLaVAs. This is because LLaVAs already

Algorithm 3 The Integrator Agent

- 1: **procedure** INTEGRATOR($MVKB, I, Q, ACs$) \triangleright $MVKB$ means the Multi-View Knowledge Base given by the Seeker, I is the image, Q is the question, and ACs is the answer candidates of the question.
 - 2: **for** $Hypothesis, CW, RConfidence$ in $MVKBs$ **do**
 - 3: $Prompt \leftarrow Concat(Hypothesis, CW, I, Q)$
 - 4: $Answer \leftarrow Responder(Prompt, I)$ \triangleright Get the answer from the response of the Responder.
 - 5: **if** $Answer$ in ACs **then**
 - 6: $VotingPool.append(Answer, RConfidence)$ \triangleright Add the answer with its relevant issue confidence if the answer is in the answer candidates.
 - 7: $FinalAnswer \leftarrow Max(VotingPool)$ \triangleright Get answer with the highest score.
 - 8: **return** $FinalAnswer$
-

Datasets	ScienceQA	A-OKVQA		VQA-RAD		Winoground						
Random Guess(Acc)	28.7%	25%		-		50%						
VLM	Acc	η	Acc	η	Acc	η	Acc	η	Acc	η		
LLaVA-FlanT5XL(3B)	Baseline	67.0%	-	Baseline	62.4%	-	Baseline	36.5%	-	Baseline	56.5%	-
	Q-D	67.0%	0.5	Q-D	68.6%	0.86	Q-D	37.2%	0.61	Q-D	56.5%	0.5
	SIRI(Ours)	68.8 (\uparrow 1.8)%	0.52	SIRI(Ours)	68.6 (\uparrow 6.2)%	0.96	SIRI(Ours)	37.8 (\uparrow 1.3)%	0.64	SIRI(Ours)	58.2 (\uparrow 1.7)%	0.87
LLaVA-v1.5-7B	Baseline	67.3%	-	Baseline	81.3%	-	Baseline	39.2%	-	Baseline	58.5%	-
	Q-D	68.0%	0.56	Q-D	82.1%	0.84	Q-D	40.3%	0.54	Q-D	58.5%	0.5
	SIRI(Ours)	67.8(\uparrow 0.5)%	0.69	SIRI(Ours)	82.2 (\uparrow 0.9)%	0.78	SIRI(Ours)	41.0 (\uparrow 1.8)%	0.60	SIRI(Ours)	60.8 (\uparrow 2.3)%	0.78
LLaVA-v1.5-13B	Baseline	67.5%	-	Baseline	82.6%	-	Baseline	43.6%	-	Baseline	58.5%	-
	Q-D	67.5%	0.51	Q-D	83.6%	0.95	Q-D	43.6%	0.5	Q-D	58.7%	0.61
	SIRI(Ours)	68.6 (\uparrow 1.1)%	0.59	SIRI(Ours)	82.8(\uparrow 0.2)%	0.76	SIRI(Ours)	45.1 (\uparrow 1.5)%	0.88	SIRI(Ours)	62.1 (\uparrow 3.6)%	0.83
Average	Q-D	0.2 \uparrow %	-	Q-D	2.7 \uparrow %	-	Q-D	0.6 \uparrow %	-	Q-D	0.2 \uparrow %	-
	SIRI(Ours)	1.2 \uparrow %	-	SIRI(Ours)	2.4 \uparrow %	-	SIRI(Ours)	1.5 \uparrow %	-	SIRI(Ours)	2.5 \uparrow %	-

Table 1: Zero-shot quantitative comparison with the SOTA VLM-based question decomposition method (Q-D) [21] on ScienceQA [32], A-OKVQA [41], VQA-RAD [24] and Winoground [45]. Our SIRI framework achieves superior performance than Q-D in nine out of twelve comparisons, and a better average in three out of four datasets. While enhancing performance, SIRI also provides interpretability for VQA tasks as shown in Figure 5. Furthermore, we conduct a survey on interpretability. The higher scores for SIRI also validate its interpretability. Detailed results are presented in our supplementary materials.

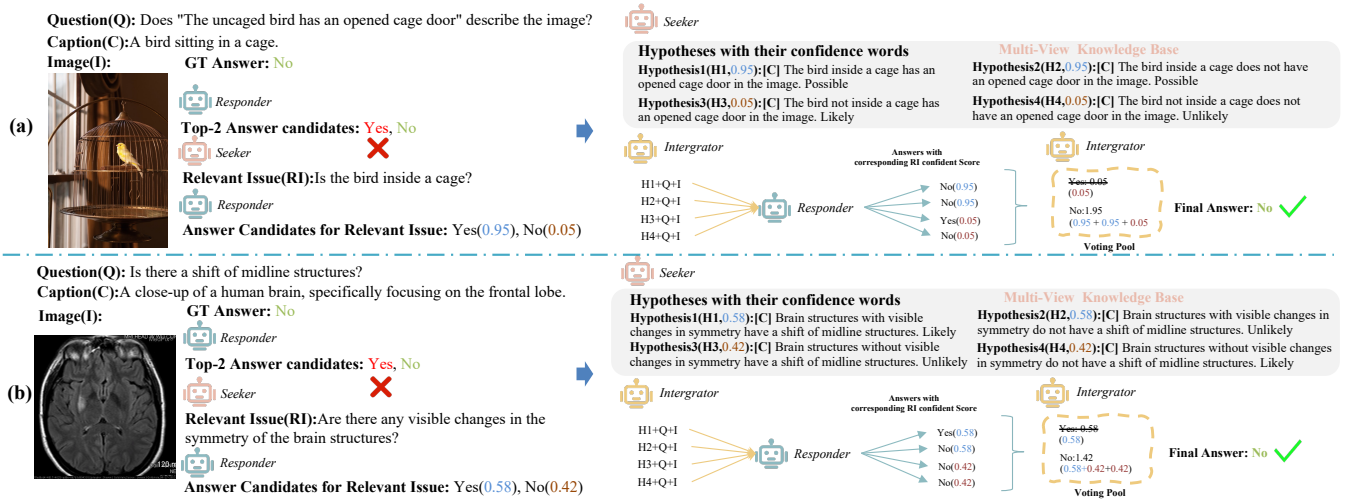


Figure 5: Examples from Winoground and VQA-RAD, which are incorrect originally but correct after the process of our SIRI (LLaVA-7B). (a) shows SIRI uses the correlation between ‘Is the bird inside a cage?’ and ‘opened cage door’. (b) shows SIRI uses the visual scene information to find the correlation between the ‘a shift of midlines structures’ and the brain.

have a high baseline on A-OKVQA, making further improvements challenging.

Quality of Relevant Issues. Not all relevant issues may have a positive effect on the SIRI framework. To assess the quality of relevant issues, similar to η for the question, we introduce a more hyperparameter τ for relevant issues. For the top-1 confidence lower than τ , SIRI discards the relevant issue. As shown in Table 2, the optimized η is close to 0.5 in most experiments, demonstrating that the majority of relevant issues positively influence the answer, indicating their high quality. Additionally, as the value of τ is optimized, SIRI can achieve higher improvement points, further demonstrating the potential of our SIRI framework.

Ablation Study. To validate the effectiveness of the main component of our SIRI, we have investigated the impact of different design strategies for *Seeker* and *Integrator* on overall performance as shown in Table 3 (Note that, the results for different VLM in the

Responder agent have been shown in Table 1). For the *Seeker*, we explore the effect of without the answer candidates of the question when generating relevant issues, without captions when obtaining relevant issues and confidence scores, and without converting the confidence score to the confidence word. The results show that removing answer candidates affects overall performance mostly. This is because, without answer candidates as prior information, relevant issues lack the specificity to differentiate between answer candidates. Moreover, the absence of scene information results in the relevant issues less applicable to the current scene. As for converting the confidence score to the confidence word, the results show that it helps VLMs better understand the correlation information in the MVKB. For the *Integrator* agent, we test its overall performance impact when not providing confidence word, and not implementing weighted voting. These two experiments demonstrate the effectiveness of correlation information and the efficacy

Datasets	ScienceQA				A-OKVQA				VQA-RAD				Winoground	
	VLM	$\tau \downarrow$	Baseline	Acc	$\tau \downarrow$	Baseline	Acc	$\tau \downarrow$	Baseline	Acc	$\tau \downarrow$	Baseline	Acc	
BLIP2	0.52	67.0%	69.0(↑2.0)%	0.5	62.4%	68.6(↑6.2)%	0.79	36.5%	38.5(↑2.0)%	0.54	56.5%	58.3(↑1.8)%		
LLaVA-7B	0.57	67.3%	68.4(↑1.1)%	0.52	81.3%	82.3(↑1.0)%	0.57	39.2%	41.7(↑2.5)%	0.52	58.5%	61.0(↑2.5)%		
LLaVA-13B	0.5	67.5%	68.6(↑1.1)%	0.5	82.6%	82.8(↑0.2)%	0.6	43.6%	46.0(↑2.4)%	0.51	58.5%	62.2(↑3.7)%		

Table 2: Analysis of the quality of relevant issues. An τ value closer to 0.5 signifies that more relevant issues positively contribute to the correct answer. Additionally, filtering relevant issues can further enhance the performance of SIRI, it demonstrates that our SIRI framework has the potential for further improvement in performance. For a fair comparison, we do not apply the optimized τ in Table 1.

Method	A-OKVQA
SIRI(BLIP2-FlanT5XL)	68.6%
Ablation Study On Seeker	
w/o answer candidates	66.8(↓ 1.8)%
w/o caption in confidence score	68.1(↓ 0.5)%
w/o caption in relevant issue	67.3(↓ 1.3)%
w/o converting confidence word	67.7(↓ 0.9)%
Ablation Study on Integrator	
w/o confidence word	66.8(↓ 1.8)%
w/o weighted voting	65.9(↓ 2.7)%
w/ relevant issue&answer	65.9(↓ 2.7)%

Table 3: Ablation Study on *Seeker*, and *Integrator*. We conduct experiments with different strategies in the two agents

of weighted voting in integrating the MVKB given by the *Seeker*. We also explore the strategy that combines the relevant issues with its answer. Interestingly, this led to a significant drop in the result. We believe the impact it causes is error accumulation, which we discuss in the discussion section.

Case Study. We provide some cases in Figure 5 to demonstrate how our SIRI answers VQA tasks. In Figure 5 (a), to answer the question, SIRI generates hypotheses through the relevant issue of whether the bird is in the cage. These hypotheses leverage the correlation knowledge that ‘if the cage is open, then the bird is likely not in the cage.’ to judge the ‘opened cage door’ in the question. In this case, it is worth noting that, though the caption includes the information that the bird is in a cage, the *Responder* agent still fails to give the correct answer, i.e., the input pair (H3, Q, I). This validates our point that the VLM (i.e., the *Responder* agent) sometimes lacks the ability to utilize information, which is provided by the *Responder* agent itself. This also highlights the importance of our voting mechanism in the *Integrator* agent. Figure 5 (b) presents a more complex scenario. To address the given question, SIRI uses the visual scene information provided by the caption to propose the relevant issue ‘Are there any visible changes in the symmetry of the brain structures?’. The hypotheses generated leverage the correlation knowledge that changes in symmetry likely indicate a shift of midline structures. In this example, without the visual scene information from the caption, SIRI can not be able to determine that the image is of the brain, let alone propose a relevant issue related to brain structures. More case studies under different situations are shown in the supplementary materials.

5 DISCUSSION

Why SIRI now? Reflecting on the constitute of our SIRI framework, it is worth examining the factors enabling the multi-agent collaboration framework. Firstly, the ability of the *Responder* agent to address a wide of relevant issues marks a significant advancement over classification-based VQA models. Unlike models confined to classification tasks within a predefined answer set, the recent VLMs make *Responder* extend to encompass open-world questions, thereby overcoming limitations associated with fixed responses. Secondly, the challenge of assigning accurate confidence scores to each hypothesis has been constrained by the reliance on static knowledge bases or dataset-specific statistics, both of which are prone to bias and limited by their scope. LLMs change this aspect by leveraging their extensive training corpora to provide unbiased confidence scores across a diverse range of hypotheses, which is like the insights in human top-down reasoning that derive from summarizing past experiences.

How to avoid error accumulation in SIRI? In the iterative interaction process of our SIRI framework, there is a natural propensity for errors to accumulate. To mitigate this, multiple strategies have been incorporated into the design of our framework. Initially, all intermediate outcomes are treated as provisional, with results being score-based; this approach ensures that no step within our framework takes any result as unequivocally accurate. Furthermore, to minimize the impact of incorrectly responded relevant issues on the overall effect, we only provide hypotheses and their confidence word derived from the *Integrator*. Ablation studies have also proven the effectiveness of this strategy, as shown in Table 3

Interpretability in SIRI. The interpretability of our SIRI framework comes from two aspects. First, the explicit modeling of the correlation between relevant issues and the question, allows the VLM to understand how to utilize the provided information. The second is the score-based strategy throughout the framework, whether the confidence score or the final weighted voting, both clearly demonstrate the decision-making process of the entire framework.

Limitation. Although our SIRI framework shows effectiveness across various VQA datasets, the number of K limits the potential for improving VQA task performance, meaning that the correct answer may not always be within the top-k candidates. Additionally, as K increases, due to the need for more relevant issues to distinguish among these answer candidates, the overall computational and time costs of SIRI also rise.

6 CONCLUSION

In this paper, we presented SIRI, a novel multi-agent collaboration framework for VQA. Our SIRI leverages the knowledge of LLMs to facilitate a top-down reasoning process, towards mirroring human cognition. Comprising three distinct agents: *Responder*, *Seeker*, and *Integrator*, our SIRI effectively seeks relevant issues and constructs the Multi-View Knowledge Base within a specific visual scene. Experimental results demonstrate the significant performance enhancement of diverse VLMs across various VQA datasets.

REFERENCES

- [1] Jean-Baptiste Alayrac, Jeff Donahue, Pauline Luc, Antoine Miech, Iain Barr, Yana Hasson, Karel Lenc, Arthur Mensch, Katherine Millican, Malcolm Reynolds, et al. 2022. Flamingo: a visual language model for few-shot learning. *Advances in Neural Information Processing Systems* 35 (2022), 23716–23736.
- [2] Stanislaw Antol, Aishwarya Agrawal, Jiasen Lu, Margaret Mitchell, Dhruv Batra, C Lawrence Zitnick, and Devi Parikh. 2015. Vqa: Visual question answering. In *Proceedings of the IEEE international conference on computer vision*. 2425–2433.
- [3] Jinze Bai, Shuai Bai, Shusheng Yang, Shijie Wang, Sinan Tan, Peng Wang, Junyang Lin, Chang Zhou, and Jingren Zhou. 2023. Qwen-vl: A frontier large vision-language model with versatile abilities. *arXiv preprint arXiv:2308.12966* (2023).
- [4] Tom Brown, Benjamin Mann, Nick Ryder, Melanie Subbiah, Jared D Kaplan, Prafulla Dhariwal, Arvind Neelakantan, Pranav Shyam, Girish Sastry, Amanda Askell, et al. 2020. Language models are few-shot learners. *Advances in neural information processing systems* 33 (2020), 1877–1901.
- [5] Feilong Chen, Duzhen Zhang, Xiuyi Chen, Jing Shi, Shuang Xu, and Bo Xu. 2022. Unsupervised and pseudo-supervised vision-language alignment in visual dialog. In *Proceedings of the 30th ACM International Conference on Multimedia*. 4142–4153.
- [6] Yangyi Chen, Karan Sikka, Michael Cogswell, Heng Ji, and Ajay Divakaran. 2023. Measuring and improving chain-of-thought reasoning in vision-language models. *arXiv preprint arXiv:2309.04461* (2023).
- [7] Wenliang Dai, Junnan Li, Dongxu Li, Anthony Meng Huat Tiong, Junqi Zhao, Weisheng Wang, Boyang Li, Pascale Fung, and Steven Hoi. 2023. InstructBLIP: Towards General-purpose Vision-Language Models with Instruction Tuning. *arXiv:2305.06500* [cs.CV]
- [8] Yilun Du, Shuang Li, Antonio Torralba, Joshua B Tenenbaum, and Igor Mordatch. 2023. Improving Factuality and Reasoning in Language Models through Multiagent Debate. *arXiv preprint arXiv:2305.14325* (2023).
- [9] Difei Gao, Lei Ji, Luowei Zhou, Kevin Qinghong Lin, Joya Chen, Zihan Fan, and Mike Zheng Shou. 2023. AssistGPT: A General Multi-modal Assistant that can Plan, Execute, Inspect, and Learn. *arXiv preprint arXiv:2306.08640* (2023).
- [10] François Gardères, Maryam Ziaefard, Baptiste Abeloos, and Freddy Lecue. 2020. Conceptbert: Concept-aware representation for visual question answering. In *Findings of the Association for Computational Linguistics: EMNLP 2020*. 489–498.
- [11] Yash Goyal, Tejas Khot, Aishwarya Agrawal, Douglas Summers-Stay, Dhruv Batra, and Devi Parikh. 2019. Making the V in VQA Matter: Elevating the Role of Image Understanding in Visual Question Answering. *International Journal of Computer Vision* (Apr 2019), 398–414. <https://doi.org/10.1007/s11263-018-1116-0>
- [12] Yash Goyal, Tejas Khot, Douglas Summers-Stay, Dhruv Batra, and Devi Parikh. 2017. Making the v in vqa matter: Elevating the role of image understanding in visual question answering. In *Proceedings of the IEEE conference on computer vision and pattern recognition*. 6904–6913.
- [13] Jiaxian Guo, Junnan Li, Dongxu Li, Anthony Meng Huat Tiong, Boyang Li, Dacheng Tao, and Steven Hoi. 2023. From images to textual prompts: Zero-shot visual question answering with frozen large language models. In *Proceedings of the IEEE/CVF Conference on Computer Vision and Pattern Recognition*. 10867–10877.
- [14] Yangyang Guo, Liqiang Nie, Yongkang Wong, Yibing Liu, Zhiyong Cheng, and Mohan Kankanhalli. 2022. A Unified End-to-End Retriever-Reader Framework for Knowledge-based VQA. In *Proceedings of the 30th ACM International Conference on Multimedia (<conf-loc>, <city>Lisboa</city>, <country>Portugal</country>, </conf-loc>)* (MM '22). Association for Computing Machinery, New York, NY, USA, 2061–2069. <https://doi.org/10.1145/3503161.3547870>
- [15] Tanmay Gupta and Aniruddha Kembhavi. 2023. Visual programming: Compositional visual reasoning without training. In *Proceedings of the IEEE/CVF Conference on Computer Vision and Pattern Recognition*. 14953–14962.
- [16] Yudong Han, Yangyang Guo, Jianhua Yin, Meng Liu, Yupeng Hu, and Liqiang Nie. 2021. Focal and Composed Vision-semantic Modeling for Visual Question Answering. In *Proceedings of the 29th ACM International Conference on Multimedia (Virtual Event, China) (MM '21)*. Association for Computing Machinery, New York, NY, USA, 4528–4536. <https://doi.org/10.1145/3474085.3475609>
- [17] Wenyi Hong, Weihang Wang, Qingsong Lv, Jiazhen Xu, Wenmeng Yu, Junhui Ji, Yan Wang, Zihan Wang, Yuxiao Dong, Ming Ding, and Jie Tang. 2023. CogAgent: A Visual Language Model for GUI Agents. *arXiv:2312.08914* [cs.CV]
- [18] Wenbo Hu, Yifan Xu, Yi Li, Weiye Li, Zeyuan Chen, and Zhuowen Tu. 2023. BLIVA: A Simple Multimodal LLM for Better Handling of Text-Rich Visual Questions.
- [19] Yushi Hu, Hang Hua, Zhengyuan Yang, Weijia Shi, Noah A Smith, and Jiebo Luo. 2022. Promptcap: Prompt-guided task-aware image captioning. *arXiv preprint arXiv:2211.09699* (2022).
- [20] Jingjing Jiang, Ziyi Liu, Yifan Liu, Zhixiong Nan, and Nanning Zheng. 2021. X-GGM: Graph Generative Modeling for Out-of-distribution Generalization in Visual Question Answering. In *Proceedings of the 29th ACM International Conference on Multimedia (Virtual Event, China) (MM '21)*. Association for Computing Machinery, New York, NY, USA, 199–208. <https://doi.org/10.1145/3474085.3475350>
- [21] Zaid Khan, Vijay Kumar BG, Samuel Schuler, Manmohan Chandraker, and Yun Fu. 2024. Exploring Question Decomposition for Zero-Shot VQA. *Advances in Neural Information Processing Systems* 36 (2024).
- [22] Zaid Khan, Vijay Kumar BG, Samuel Schuler, Xiang Yu, Yun Fu, and Manmohan Chandraker. 2023. Q: How to Specialize Large Vision-Language Models to Data-Scarce VQA Tasks? A: Self-Train on Unlabeled Images!. In *Proceedings of the IEEE/CVF Conference on Computer Vision and Pattern Recognition*. 15005–15015.
- [23] Yunshi Lan, Xiang Li, Xin Liu, Yang Li, Wei Qin, and Weining Qian. 2023. Improving Zero-Shot Visual Question Answering via Large Language Models with Reasoning Question Prompts (MM '23). Association for Computing Machinery, New York, NY, USA, 4389–4400. <https://doi.org/10.1145/3581783.3612389>
- [24] Jason J Lau, Soumya Gayen, Asma Ben Abacha, and Dina Demner-Fushman. 2018. A dataset of clinically generated visual questions and answers about radiology images. *Scientific data* 5, 1 (2018), 1–10.
- [25] Junnan Li, Dongxu Li, Silvio Savarese, and Steven Hoi. 2023. Blip-2: Bootstrapping language-image pre-training with frozen image encoders and large language models. *arXiv preprint arXiv:2301.12597* (2023).
- [26] Junnan Li, Dongxu Li, Caiming Xiong, and Steven Hoi. 2022. BLIP: Bootstrapping Language-Image Pre-training for Unified Vision-Language Understanding and Generation. In *ICML*.
- [27] Junyou Li, Qin Zhang, Yangbin Yu, Qiang Fu, and Deheng Ye. 2024. More Agents Is All You Need. *arXiv:2402.05120* [cs.CL]
- [28] Rengang Li, Cong Xu, Zhenhua Guo, Baoyu Fan, Runze Zhang, Wei Liu, Yaqian Zhao, Weifeng Gong, and Endong Wang. 2022. AI-VQA: Visual Question Answering based on Agent Interaction with Interpretability. In *Proceedings of the 30th ACM International Conference on Multimedia (<conf-loc>, <city>Lisboa</city>, <country>Portugal</country>, </conf-loc>)* (MM '22). Association for Computing Machinery, New York, NY, USA, 5274–5282. <https://doi.org/10.1145/3503161.3548387>
- [29] Bin Lin, Bin Zhu, Yang Ye, Munan Ning, Peng Jin, and Li Yuan. 2023. Video-LLaVA: Learning United Visual Representation by Alignment Before Projection. *arXiv preprint arXiv:2311.10122* (2023).
- [30] Haotian Liu, Chunyuan Li, Qingyang Wu, and Yong Jae Lee. 2023. Visual instruction tuning. *arXiv preprint arXiv:2304.08485* (2023).
- [31] Jiapeng Liu, Chengyang Fang, Liang Li, Bing Li, Dayong Hu, and Can Ma. 2024. Prompting Large Language Models with Fine-Grained Visual Relations from Scene Graph for Visual Question Answering. In *ICASSP 2024 - 2024 IEEE International Conference on Acoustics, Speech and Signal Processing (ICASSP)*. 8125–8129. <https://doi.org/10.1109/ICASSP48485.2024.10448321>
- [32] Pan Lu, Swaroop Mishra, Tanglin Xia, Liang Qiu, Kai-Wei Chang, Song-Chun Zhu, Oyvind Tafjord, Peter Clark, and Ashwin Kalyan. 2022. Learn to explain: Multimodal reasoning via thought chains for science question answering. *Advances in Neural Information Processing Systems* 35 (2022), 2507–2521.
- [33] Kenneth Marino, Xinlei Chen, Devi Parikh, Abhinav Gupta, and Marcus Rohrbach. 2021. Krisp: Integrating implicit and symbolic knowledge for open-domain knowledge-based vqa. In *Proceedings of the IEEE/CVF Conference on Computer Vision and Pattern Recognition*. 14111–14121.
- [34] Medhini Narasimhan, Svetlana Lazebnik, and Alexander Schwing. 2018. Out of the box: Reasoning with graph convolution nets for factual visual question answering. *Advances in neural information processing systems* 31 (2018).
- [35] Edwin G. Ng, Bo Pang, Piyush Sharma, and Radu Soricut. 2020. Understanding Guided Image Captioning Performance across Domains. *arXiv preprint arXiv:2012.02339* (2020).
- [36] Binh X Nguyen, Tuong Do, Huy Tran, Erman Tjiputra, Quang D Tran, and Anh Nguyen. 2022. Coarse-to-Fine Reasoning for Visual Question Answering. In *Proceedings of the IEEE/CVF Conference on Computer Vision and Pattern Recognition*. 4558–4566.
- [37] Joon Sung Park, Joseph C O'Brien, Carrie J Cai, Meredith Ringel Morris, Percy Liang, and Michael S Bernstein. 2023. Generative agents: Interactive simulacra of human behavior. *arXiv preprint arXiv:2304.03442* (2023).
- [38] Jiayuan Rao, Zifei Shan, Longpo Liu, Yao Zhou, and Yuedong Yang. 2023. Retrieval-based knowledge augmented vision language pre-training. In *Proceedings of the 31st ACM International Conference on Multimedia*. 5399–5409.

- [39] Jaelle Scheuerman, Jason Harman, Nicholas Mattei, and K Brent Venable. 2021. Modeling voters in multi-winner approval voting. In *Proceedings of the AAAI Conference on Artificial Intelligence*, Vol. 35. 5709–5716.
- [40] Christoph Schuhmann, Romain Beaumont, Richard Vencu, Cade Gordon, Ross Wightman, Mehdi Cherti, Theo Coombes, Aarush Katta, Clayton Mullis, Mitchell Wortsman, et al. 2022. Laion-5b: An open large-scale dataset for training next generation image-text models. *Advances in Neural Information Processing Systems* 35 (2022), 25278–25294.
- [41] Dustin Schwenk, Apoorv Khandelwal, Christopher Clark, Kenneth Marino, and Roozbeh Mottaghi. 2022. A-OKVQA: A Benchmark for Visual Question Answering using World Knowledge. *arXiv* (2022).
- [42] Ramprasaath R Selvaraju, Purva Tendulkar, Devi Parikh, Eric Horvitz, Marco Tulio Ribeiro, Besmira Nushi, and Ece Kamar. 2020. Squinting at vqa models: Introspecting vqa models with sub-questions. In *Proceedings of the IEEE/CVF Conference on Computer Vision and Pattern Recognition*. 10003–10011.
- [43] Yueqi Song, Simran Khanuja, and Graham Neubig. 2024. What Is Missing in Multilingual Visual Reasoning and How to Fix It. *arXiv preprint arXiv:2403.01404* (2024).
- [44] Didac Suris, Sachit Menon, and Carl Vondrick. 2023. Vipergpt: Visual inference via python execution for reasoning. *arXiv preprint arXiv:2303.08128* (2023).
- [45] Tristan Thrush, Ryan Jiang, Max Bartolo, Amanpreet Singh, Adina Williams, Douwe Kiela, and Candace Ross. 2022. Winoground: Probing vision and language models for visio-linguistic compositionality. In *Proceedings of the IEEE/CVF Conference on Computer Vision and Pattern Recognition*. 5238–5248.
- [46] Hugo Touvron, Thibaut Lavril, Gautier Izacard, Xavier Martinet, Marie-Anne Lachaux, Timothée Lacroix, Baptiste Rozière, Naman Goyal, Eric Hambro, Faisal Azhar, et al. 2023. Llama: Open and efficient foundation language models. *arXiv preprint arXiv:2302.13971* (2023).
- [47] Hugo Touvron, Louis Martin, Kevin Stone, Peter Albert, Amjad Almahairi, Yasmine Babaei, Nikolay Bashlykov, Soumya Batra, Prajwal Bhargava, Shruti Bhosale, et al. 2023. Llama 2: Open foundation and fine-tuned chat models. *arXiv preprint arXiv:2307.09288* (2023).
- [48] Denny Vrandečić and Markus Krötzsch. 2014. Wikidata: a free collaborative knowledgebase. *Commun. ACM* 57, 10 (2014), 78–85.
- [49] Haibi Wang and Weifeng Ge. 2024. Q&A Prompts: Discovering Rich Visual Clues through Mining Question-Answer Prompts for VQA requiring Diverse World Knowledge. *arXiv preprint arXiv:2401.10712* (2024).
- [50] Lei Wang, Chen Ma, Xueyang Feng, Zeyu Zhang, Hao Yang, Jingsen Zhang, Zhiyuan Chen, Jiakai Tang, Xu Chen, Yankai Lin, et al. 2023. A survey on large language model based autonomous agents. *arXiv preprint arXiv:2308.11432* (2023).
- [51] Weihang Wang, Qingsong Lv, Wenmeng Yu, Wenyi Hong, Ji Qi, Yan Wang, Junhui Ji, Zhuoyi Yang, Lei Zhao, Xixuan Song, Jiazheng Xu, Bin Xu, Juanzi Li, Yuxiao Dong, Ming Ding, and Jie Tang. 2023. CogVLM: Visual Expert for Pretrained Language Models. *arXiv:2311.03079* [cs.CV]
- [52] Xuezhi Wang, Jason Wei, Dale Schuurmans, Quoc V Le, Ed H. Chi, Sharan Narang, Aakanksha Chowdhery, and Denny Zhou. 2023. Self-Consistency Improves Chain of Thought Reasoning in Language Models. In *The Eleventh International Conference on Learning Representations*. <https://openreview.net/forum?id=1PL1NIMMrw>
- [53] Zhenhailong Wang, Shaoguang Mao, Wenshan Wu, Tao Ge, Furu Wei, and Heng Ji. 2023. Unleashing cognitive synergy in large language models: A task-solving agent through multi-persona self-collaboration. *arXiv preprint arXiv:2307.05300* (2023).
- [54] ALEXANDROS XENOS, Themos Stafylakis, Ioannis Patras, and Georgios Tzimiropoulos. 2023. A Simple Baseline for Knowledge-Based Visual Question Answering. In *The 2023 Conference on Empirical Methods in Natural Language Processing*. <https://openreview.net/forum?id=3XDDWCu8CF>
- [55] Antoine Yang, Antoine Miech, Josef Sivic, Ivan Laptev, and Cordelia Schmid. 2021. Just Ask: Learning To Answer Questions From Millions of Narrated Videos. In *ICCV*.
- [56] Zhengyuan Yang, Zhe Gan, Jianfeng Wang, Xiaowei Hu, Yumao Lu, Zicheng Liu, and Lijuan Wang. 2022. An empirical study of gpt-3 for few-shot knowledge-based vqa. In *Proceedings of the AAAI Conference on Artificial Intelligence*, Vol. 36. 3081–3089.
- [57] Shukang Yin, Chaoyou Fu, Sirui Zhao, Tong Xu, Hao Wang, Dianbo Sui, Yunhang Shen, Ke Li, Xing Sun, and Enhong Chen. 2023. Woodpecker: Hallucination Correction for Multimodal Large Language Models. *arXiv preprint arXiv:2310.16045* (2023).
- [58] Haoxuan You, Rui Sun, Zhecan Wang, Long Chen, Gengyu Wang, Hammad A Ayyubi, Kai-Wei Chang, and Shih-Fu Chang. 2023. IdealGPT: Iteratively Decomposing Vision and Language Reasoning via Large Language Models. *arXiv preprint arXiv:2305.14985* (2023).
- [59] Chao Yu, Xinyi Yang, Jiakuan Gao, Huazhong Yang, Yu Wang, and Yi Wu. 2022. Learning efficient multi-agent cooperative visual exploration. In *European Conference on Computer Vision*. Springer, 497–515.
- [60] Bowen Yuan, Sisi You, and Bing-Kun Bao. 2023. Self-PT: Adaptive Self-Prompt Tuning for Low-Resource Visual Question Answering. In *Proceedings of the 31st ACM International Conference on Multimedia*. 5089–5098.
- [61] Hongming Zhang, Xin Liu, Haojie Pan, Yangqiu Song, and Cane Wing-Ki Leung. 2020. ASER: A large-scale eventuality knowledge graph. In *Proceedings of the web conference 2020*. 201–211.
- [62] Mingchen Zhuge, Haozhe Liu, Francesco Faccio, Dylan R Ashley, Róbert Csordás, Anand Gopalakrishnan, Abdullah Hamdi, Hasan Abed Al Kader Hammoud, Vincent Herrmann, Kazuki Irie, et al. 2023. Mindstorms in Natural Language-Based Societies of Mind. *arXiv preprint arXiv:2305.17066* (2023).

Supplementary Materials: Towards Top-Down Reasoning: An Explainable Multi-Agent Approach for Visual Question Answering

We highly recommend watching the supplementary video, as it comprehensively demonstrates the collaborative processes employed by the three agents within our proposed SIRI framework.

1 CASE STUDY

In Figure 5 of the paper, to avoid confusion, we analyze only scenarios where a single relevant issue and its corresponding four hypotheses could generate answers within the answer candidates. However, our SIRI framework is capable of handling any number of relevant issues and complex situations. In this section, we provide more cases under various scenarios.

Answer from a hypothesis is not within the answer candidates. As shown in Algorithm 3, only answers from the hypotheses within the answer candidates will be added to the voting pool. However, it is common that not all answers will be within the answer candidates. As shown in Figure 1 (a), there is a case in which only one of four hypotheses generates an answer within that answer candidates.

More than one Relevant Issue. *Seeker* will not only find one issue, but it may also identify multiple relevant issues. These relevant issues can all contribute to the voting pool. As shown in Figure 1 (b), in this case, the voting pool contains answers from multiple relevant issues.

2 INTERPRETABILITY

Question-Decomposition(Q-D) [?] also provides an intermediate process for VQA tasks. To better compare the interpretability between SIRI and Q-D, we design a survey questionnaire for analysis.

Questionnaire Design. The designed survey consists of five questions, each offering three different methods in an anonymous form, i.e., our SIRI framework, the Question-Decomposition, and the baseline. Participants are required to rate each method on a scale from 0 to 5, where higher scores indicate better interpretability. The design of the survey is shown in Figure 2.

Results Analysis. The average interpretability scores for the three methods are shown in Table 1. The table shows that our SIRI framework has significantly better interpretability compared to the other two methods.

3 DATASETS

In this section, we provide more details about the dataset.

ScienceQA is derived from elementary and high school science curricula, offering a wide array of multimodal multiple-choice questions covering a variety of scientific topics. We use the samples in the test set that have images.

A-OKVQA is a knowledge-intensive dataset requiring the integration of external knowledge for answering questions. We use the val split in A-OKVQA.

VQA-RAD comprises radiological images for medical image-based questioning. We use the test split in VQA-RAD.

Method	SIRI	Question-Decomposition	Baseline
Ave. Rating	4.114	2.258	1.5

Table 1: Comparison of average interpretability scores for SIRI, Question-Decomposition, and the baseline.

Dataset	VQA-RAD	A-OKVQA	Winoground	ScienceQA
Top-1 Acc	35.7%	65.3%	55.1%	62.9%
Top-2 Acc	64.7%	83.8%	99.9%	76.9%

Table 2: Results of top-2 acc for BLIP-2 on VQA-RAD, A-OKVQA, Winoground and ScienceQA.

Winoground tests the capacity of the model for detailed understanding and visual reasoning, assessing its ability to accurately associate captions with images. Similar to [?], we convert Winoground to a VQA task with a boolean answer(yes or no) in the format of 'does "<caption>" describe the image?'.

4 STATISTICAL ANALYSIS

In the **METHODOLOGY** section, we introduce an important prior: the selection of k as 2 in the top-k is sufficient for the current SIRI framework. In this section, we use statistical data to validate it.

Why top-2 answer candidates? We conduct a statistical analysis to assess the upper limit of acc achievable by the top-2 answer candidates. Specifically, we examine the accuracy when the correct answer is within the top-2 answer candidates, rather than being limited to the top-1 answer candidate. This statistical evaluation serves to quantify the performance ceiling of the current SIRI framework. The results are presented in Table 2. Based on the statistical findings, we can deduce that despite considering only the top-2 answer candidates within the current SIRI framework, there remains substantial room for improvement.

Furthermore, it remains worthwhile to explore the inclusion of additional answer candidates within the SIRI framework. Nonetheless, it is important to acknowledge that such an extension comes with an exponential increase in associated costs, encompassing considerations related to relevant issues, responses, and other facets.

5 IMPLEMENTATIONAL DETAILS

In this section, we provide more details of implementation for our SIRI framework and the Question-Decomposition [?].

Convert confidence score to confidence word. We use a five-tier to map confidence scores into corresponding confidence words.

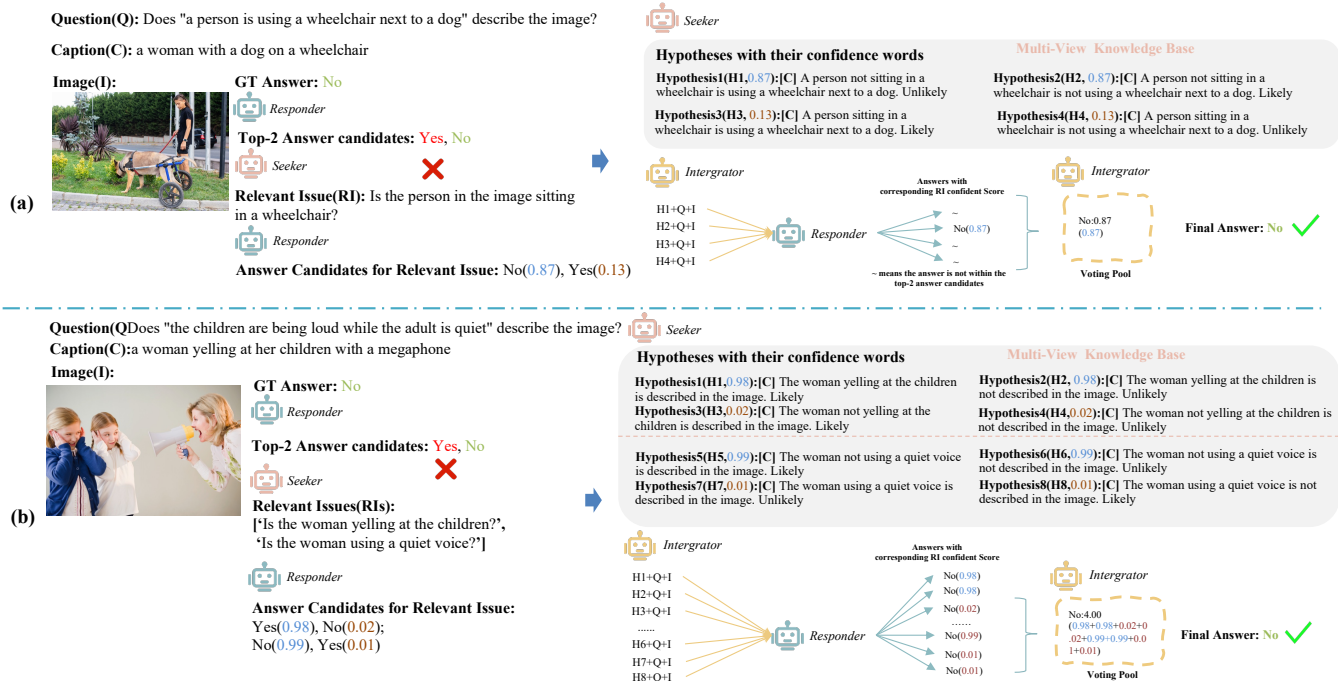


Figure 1: More examples from Winoground [?] in our SIRI(BLIP-2 [?]) framework. (a) shows a situation in which only one hypothesis generates an answer within the answer candidates, i.e., the hypothesis2. (b) shows that more than one relevant issue are used in the Seeker then generating a more huge Multi-View Knowledge Base.

Please rate the interpretability of the three methods. From 0 to 5, the higher the score, the higher the interpretability.

	1	2	3	4	5
Method1	<input type="radio"/>	<input type="radio"/>	<input type="radio"/>	<input type="radio"/>	<input type="radio"/>
Method2	<input type="radio"/>	<input type="radio"/>	<input type="radio"/>	<input type="radio"/>	<input type="radio"/>
Method3	<input type="radio"/>	<input type="radio"/>	<input type="radio"/>	<input type="radio"/>	<input type="radio"/>

Figure 2: Survey questionnaire interface for evaluating the interpretability among the three methods.

The categorization method is as follows:

$$\text{ConfidenceWord} = \begin{cases} \text{Impossible} & \text{if } CS < 0.2, \\ \text{Unlikely} & \text{if } 0.2 \leq CS < 0.4, \\ \text{Possible} & \text{if } 0.4 \leq CS < 0.7, \\ \text{Likely} & \text{if } 0.7 \leq CS < 0.9, \\ \text{Probable} & \text{if } 0.9 \leq CS \leq 1. \end{cases} \quad (1)$$

This mapping is unoptimized, and exploring a relationship between the two to help VLMs better understand confidence scores remains a worthwhile endeavor.

Incorporating the caption into the hypothesis. We use the following format to add the Caption to the hypothesis: "This is a scene of "<caption>". In the above scene:"

Implementation of LLM and VLMs. For the invoking of GPT3.5 turbo, we use the parameters with 'top-p' set to 1 and

'temperature' to 0.7. For the BLIP-2, we set the 'num_beams' to 5 to get the answer candidates. For LLaVA, due to the VRAM limited, we set the 'num_beams' to 2.

Implementation of Question-Decomposition. Due to the unavailability of the official code, we faithfully replicate the method using the parameters specified in [?]. Additionally, for a fair comparison, we apply the same softmax function to map the confidence of the answer candidates generated by LLaVA into the same range and use a search grid of the same density to determine the best η parameter.

6 VLMS INSTRUCTION

Our instructions used for inference of BLIP-2 [?] and LLaVA [?] are as follows:

BLIP-2 Instruction. We follow the official prompt in LAVIS [?].

- Short answer(VQA-RAD, Winoground). <Image>Question: {}. Short Answer:
- Option-only for multiple-choice(A-OKVQA, ScienceQA). <Image>Question: {} Options: {}. Answer: give me the Options number

LLaVA Instruction. We follow the official prompt in LLaVA [?].

- Short answer(VQA-RAD, Winoground). <Image>Question: {}. Answer the question using a single word or phrase.

- Option-only for multiple-choice(A-OKVQA, ScienceQA). *<Image>Question: {} Options: {}. Answer with the option's letter from the given choices directly.*

7 PROMPTS

We provide all of our prompts in the SIRI framework for invoking GPT3.5 turbo.

Prompt for Relevant Issues. To enhance LLM's comprehension of the connection between the relevant issues and the question.

Specifically, we incorporate 'Assistive questions' within the prompt instead of 'Relevant issues.' The prompt is illustrated in Figure 3.

Prompt for Hypothesis. We represent each hypothesis as a statement within our proposed SIRI framework. The prompt is depicted in Figure 4.

Prompt for Hypothesis Confidence score. To enable the LLM to provide differentiated confidence scores, we input pairs of hypotheses into the LLM to obtain their confidence scores. The prompt is illustrated in Figure 5.

Relevant issues:

You are an expert at asking questions. In order to determine the answer to a question, you need to come up with assistive questions based on this question and its candidate answers. These assistive questions should be related to visual cues. These assistive questions should be able to significantly differentiate between candidate answers in combination with their answers.

Question: Can you turn right or left in the tunnel?

Caption: a car driving down a street with a stop sign.

Candidate answers: Yes, No

Assistive questions: ["Are there any Availability of no turning signs."]

Question: What is the background metal structure?

Caption: a train on a train track.

Candidate answers: station, platform

Assistive questions: ["Is this metal structure long or short?", "Is there a railroad next to the metal structure?"]

Question: Is this a tour bus?

Caption: a bus parked in a parking lot.

Candidate answers: No, Yes

Assistive questions: ["Does this bus have large windows?", "Are there any logos on this bus?"]

Question: Are the vehicles driving towards the cameras?

Caption: a pedestrian crossing a busy street in an asian city.

Candidate answers: No, Yes

Assistive questions: ["Can you see that the headlights are on?", "Can you see the front of the car?"]

Question: Is the wind blowing?

Caption: a person on skis.

Candidate answers: Yes, No

Assistive questions: ["Are there any moving trees or plants?", "Is there any flying debris here?"]

Question: Is this a large jet?

Caption: a plane parked in a hangar.

Candidate answers: Yes, No

Assistive questions: ["Does this airplane have more than one engine?", "Does this airplane have a T-tail or a swept-back tail fin?"]

Question: What is the color of the device?

Caption: a donut sitting on a table next to a laptop.

Candidate answers: White, Black

Assistive questions: ["Is this device reflective?"]

Question: What material is the cup?

Caption: a man taking a picture of himself in a mirror.

Candidate answers: Glass, Plastic

Assistive questions: ["Is this cup transparent?", "Is the surface of the cup smooth?"]

Question: What kind of clothing is this?

Caption: a woman holding a box of donuts.

Candidate answers: Jacket, Coat

Assistive questions: ["Does this clothing look loose?"]

Question: Which continent is highlighted?

Caption: the world map with green areas.

Candidate answers: South America , Asia

Assistive questions: ["Is the highlighted area South America?", "Is the highlighted area Asia?"]

Question: What is the capital of Maine?

Caption: new england on a green map.

Candidate answers: Portland , Augusta

Assistive questions: ["Is Portland the capital of Maine?", "Is Augusta the capital of Maine?"]

Question: Will these magnets draw towards each other or push away from each other?

Caption: the word snn on a blue and white background

Candidate answers: draw towards, push away

Assistive questions: ["If the magnets have the 'N' or 'S' in opposite directions?"]

Question: Which of the models of molecules below is elementary substance?

Caption: four different types of molecules.

Candidate answers: silane, nitrogen

Assistive questions: ["Is there only one type of atom in silane?", "Is there only one type of atom in nitrogen?"]

Question: Think about the magnetic force between the magnets in each pair. Which of the following statements is true?

Caption: two squares with a square in the middle and a square in the middle.

Candidate answers: The magnitude of the magnetic force is greater in Pair 1, The magnitude of the magnetic force is greater in Pair 2

Assistive questions: ["Are the magnets in Pair 1 closer together than the magnets in Pair 2?", "Which pair of magnets has a smaller distance between them?"]

Figure 3: Prompt for relevant issues

Hypothesis:

You are a linguist. You need to convert one question, and its answers, into four statements according to the order of the answers based on a priori question, and its answers. In the statement, the priori question should become conditional on another question. You only need to complete the conversion and do not need to consider whether the converted statement is incorrect or contrary to fact. Note that you have to output in the format of the given examples.

Question: Can you turn right or left in the tunnel?

Question Answers: No, Yes

Priori Question: Are there any availability of no turning signs?

Priori Answers: Yes, No

Statements: {"Question Answer: no":{"Priori Answer: yes":"Tunnel with no turning signs does not allow turning in tunnels.", "Priori Answer: no":"Tunnel without no turning signs does not allow turning in tunnels."}, "Question Answer: yes":{"Priori Answer: yes":"Tunnel with no turning signs allows turning in tunnels.", "Priori Answer: no":"Tunnel without no turning signs allows turning in tunnels."}}

Question: Was this picture taken during the day?

Question Answers: Yes, No

Priori Question: Is there any visible sunlight in the picture?

Priori Answers: Yes, No

Statements: {"Question Answer: yes":{"Priori Answer: yes":"A picture with visible sunlight is taken during the day.", "Priori Answer: no":"A picture without visible sunlight is taken during the day."}, "Question Answer: no":{"Priori Answer: yes":"A picture with visible sunlight is not taken during the day.", "Priori Answer: no":"A picture without visible sunlight is not taken during the day."}}

Question: What is the background metal structure?

Question Answers: station, platform

Priori Question: Is there a railroad next to the metal structure?

Priori Answers: No, Yes

Statements: {"Question Answer: station":{"Priori Answer: no":"A metal structure that is not next to a railroad is a station.", "Priori Answer: yes":"A metal structure next to a railroad is a station."}, "Question Answer: platform":{"Priori Answer: no":"A metal structure that is not next to a railroad is a platform.", "Priori Answer: yes":"A metal structure next to a railroad is a platform."}}

Question: Is this a tour bus?

Question Answers: Yes, No

Priori Question: Are there any logos on this bus?

Priori Answers: Yes, No

Statements: {"Question Answer: yes":{"Priori Answer: yes":"A bus with logos is a tour bus.", "Priori Answer: no":"A bus without logos is a tour bus."}, "Question Answer: no":{"Priori Answer: yes":"A bus with logos is not a tour bus.", "Priori Answer: no":"A bus without logos is not a tour bus."}}

Question: What is the girl about to do?

Question Answers: play baseball, hit the ball

Priori Question: Is the girl in a batting stance?

Priori Answers: No, Yes

Statements: {"Question Answer: play baseball":{"Priori Answer: no":"The girl that not in a batting stance is about to play baseball.", "Priori Answer: yes":"The girl that in a batting stance is about to play baseball."}, "Question Answer: hit the ball":{"Priori Answer: no":"The girl that not in a batting stance is about to hit the ball.", "Priori Answer: yes":"The girl that in a batting stance is about to hit the ball."}}

Question: Are the giraffes male or female?

Question Answers: male, female

Priori Question: Do the giraffes have horns?

Priori Answers: No, Yes

Statements: {"Question Answer: male":{"Priori Answer: no":"Giraffes without horns are male.", "Priori Answer: yes":"Giraffes with horns are male."}, "Question Answer: female":{"Priori Answer: no":"Giraffes without horns are female.", "Priori Answer: yes":"Giraffes with horns are female."}}

Question: Is it cloudy?

Question Answers: No, Yes

Priori Question: Is the sky covered with clouds?

Priori Answers: Yes, No

Statements: {"Question Answer: no":{"Priori Answer: yes":"A sky covered with clouds is not cloudy", "Priori Answer: no":"A sky not covered with clouds is not cloudy"}, "Question Answer: yes":{"Priori Answer: yes":"A sky covered with clouds is cloudy.", "Priori Answer: no":"A sky not covered with clouds is cloudy."}}

Question: what material is the cup above the sink?

Question Answers: glass, plastic

Priori Question: Is this cup above the sink transparent?

Priori Answers: No, Yes

Statements: {"Question Answer: glass":{"Priori Answer: no":"An opaque cup is made of glass.", "Priori Answer: yes":"A transparent cup is made of glass."}, "Question Answer: plastic":{"Priori Answer: no":"An opaque cup is made of plastic.", "Priori Answer: yes":"A transparent cup is made of plastic."}}

Figure 4: Prompt for hypotheses

Confidence score:

On the scale of 0.1 to 1, where 0.1 is the minimal probability of occurrence in reality or inconsistent and 1 is the maximum probability of occurrence in reality. Compare the two given statements and rate the likelihood of these statements happening in reality.

Statements: ['Pizza with visible bite marks has been consumed.', 'Pizza without visible bite marks has been consumed.']

Probability: {'Pizza with visible bite marks has been consumed.': 0.9, 'Pizza without visible bite marks has been consumed.': 0.1}

Statements: ['Objects with in-focus edges are unclear in the photo.', 'Objects with in-focus edges are clear in the photo.']

Probability: {'Objects with in-focus edges are unclear in the photo.': 0.3, 'Objects with in-focus edges are clear in the photo.': 0.7}

Statements: ['The clear sky is overcast.', 'The unclear sky is overcast']

Probability: {'The clear sky is overcast.': 0.3, 'The unclear sky is overcast': 0.7}

Statements: ['A dog chewing on something has a bone near it.', 'A dog chewing on something does not have a bone near it.']

Probability: {'A dog chewing on something has a bone near it.': 0.6, 'A dog chewing on something does not have a bone near it.': 0.4}

Statements: ['An occupied bed has a patient in it.', 'An occupied bed does not have a patient in it.']

Probability: {'An occupied bed has a patient in it.': 0.9, 'An occupied bed does not have a patient in it.': 0.1}

Statements: ['With no visible beer bottles or cans, they are not drinking beer.', 'With no visible beer bottles or cans, they are drinking beer.']

Probability: {'With no visible beer bottles or cans, they are not drinking beer.': 0.8, 'With no visible beer bottles or cans, they are drinking beer.': 0.2}

Figure 5: Prompt for confidence scores