

# GPT4Video: A Unified Multimodal Large Language Model for Instruction-Followed Understanding and Safety-Aware Generation

Zhanyu Wang<sup>1,2</sup>, Longyue Wang<sup>1\*</sup>, Zhen Zhao<sup>1,2</sup>, Minghao Wu<sup>1</sup>, Chenyang Lyu<sup>1</sup>,  
Huayang Li<sup>1</sup>, Deng Cai<sup>1</sup>, Luping Zhou<sup>2\*</sup>, Shuming Shi<sup>1</sup>, Zhaopeng Tu<sup>1</sup>

<sup>1</sup>Tencent AI Lab      <sup>2</sup>The University of Sydney

<https://gpt4video.github.io>

## Abstract

While the recent advances in Multimodal Large Language Models (MLLMs) constitute a significant leap forward in the field, these models are predominantly confined to the realm of input-side multimodal comprehension, lacking the capacity for multimodal content generation. To fill this gap, we present GPT4Video, a unified multi-model framework that empowers Large Language Models (LLMs) with the capability of both video understanding and generation. Specifically, we develop an instruction-following-based approach integrated with the stable diffusion generative model, which has demonstrated to effectively and securely handle video generation scenarios. GPT4Video offers the following benefits: 1) It exhibits impressive capabilities in both video understanding and generation scenarios. For example, GPT4Video outperforms Valley [25] by 11.8% on the Video Question Answering task, and surpasses NExt-GPT [45] by 2.3% on the Text to Video generation task. 2) it endows the LLM/MLLM with video generation capabilities without requiring additional training parameters and can flexibly interface with a wide range of models to perform video generation. 3) it maintains a safe and healthy conversation not only in output-side but also the input side in an end-to-end manner. Qualitative and qualitative experiments demonstrate that GPT4Video holds the potential to function as a effective, safe and Humanoid-like video assistant that can handle both video understanding and generation scenarios.

## 1. Introduction

Large language models (LLMs) such as LLaMA [40], ChatGLM [10], Vicuna [8], as illustrated in Figure 1 (a), have undergone significant advancements, paving the way for general artificial intelligence (AGI) and showcasing

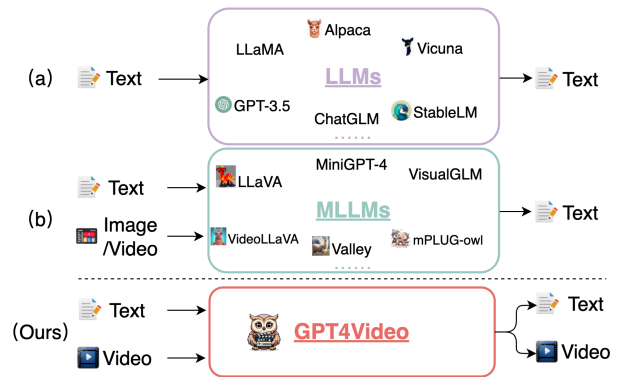


Figure 1. Pipeline comparison of our GPT4Video with the current LLMs and MLLMs.

remarkable zero-shot capabilities across diverse linguistic tasks. Based on this foundation, multimodal large language models (MLLMs) like MiniGPT-4 [59], VideoLLaMA [52], Macaw-LLM [27] (as shown in Figure 1 (b)) have been successively introduced. These models are capable not only of processing textual information but also of handling data across various modalities such as images, audio, and videos, demonstrating exceptional performance in multimodal tasks [51]. Nevertheless, current MLLMs primarily focus on processing **multimodal inputs**, yet they fall short in generating multimodal information on the output side. For a refined AGI system [13], in addition to the capability of multimodal understanding, it is equally pivotal to possess an efficient multimodal generation capacity, as this aligns more closely with human interaction modalities in real-world contexts.

Nonetheless, endowing large language models with multimodal generation capabilities presents a significant challenge, as it necessitates not only producing content that aligns with user requirements but also generating it at the opportune moment. Several recent studies have made preliminary forays in this direction [20, 45, 58]. GILL [20] initially explored the use of LLM for image generation. They

\*Corresponding author.

first introduced the new “generative vokens” (i.e. the special token “<IMG>”) into the text vocabulary of large language model. NExt-GPT [45] further extends the concept of “generative vokens” to a variety of modalities, e.g., image, audio, and video. Though the approaches have demonstrated certain efficacy, they have several inherent limitations:

1. The representational capacity of the “generative vokens” is limited. Due to the constraints of their training mechanism, they fail to fully harness the outstanding potential of LLMs in text generation and emergence ability.
2. Adding new vocabulary to the LLM’s lexicon may disrupt the LLM’s original capabilities.
3. These methods lack the flexibility to adapt seamlessly to different text-to-image/video generation models. For instance, if the generation model requires an upgrade, the LLM would need to be retrained.

Quantitative analyses on the representative method [45] in Section 4 provide support for the above claims.

In this work, we present GPT4Video to address the limitations, which is a universal framework for augmenting LLMs with both video understanding and generation capabilities, as exemplified in Figure 1 (Ours). Inspired by previous success [50], we leverage the robust capabilities of well-pretrained LLM and visual feature extractor for **video understanding**. In addition, we propose a simple and effective video abstractor that employs attention mechanisms over both spatial and temporal dimensions to facilitate precise alignment between video content and textual descriptions. For **video generation**, instead of incorporating “generative vokens” as done in previous work, we develop a multi-turn, interleaved multimodal instruction-following dataset that trains the LLM to produce the detailed video descriptions at the opportune moment, which serves as an input prompt for a pre-trained text-to-video model. Our approach has the following appealing advantages:

- **Instruction-Followed Video Understanding:** The proposed GPT4Video effectively harnesses the robust contextual summarization and textual expression capabilities of LLM to generate detailed prompts for videos, with such detail-rich prompts proven to be crucial for the outcomes of generative models [16].
- **Safety-Aware Video Generation:** We aim to tackle the safety concerns associated with the MLLM by utilizing a simple and effective fine-tuning approach, rather than relying on the widely-used but computational-expensive reinforcement learning from human feedback (RLHF) method. To this end, we designed a comprehensive multimodal safety benchmark, with a primary emphasis on explicit content, since pornography poses the most significant risk in the realm of video generation.
- **Seamless Integration:** GPT4Video requires no additional modules or training parameters, thus can be seamlessly integrated into all text-to-video models.

Experimental results on several multimodal benchmarks, including open-ended question-answer [6, 47], video captioning [47], and text-to-video generation [47], demonstrate the effectiveness and universality of GPT4Video.

**Contributions** Our contributions include:

- We propose GPT4Video, a universal framework that augments LLMs with capabilities for both video understanding and generation.
- We propose a simple and effective fine-tuning method aimed at improving the safety of video generation, presenting an attractive alternative to the commonly-used RLHF approach.
- We release our datasets to facilitate future work on multimodal LLMs, including (1) a large-scale **multimodal instruction dataset** for video generation that covers a wide range of conversational scenarios; (2) a comprehensive **multimodal safety benchmark** for safety-aware video generation, with a primary emphasis on explicit content, since pornography poses the most significant risk in the realm of video generation.

## 2. Related Work

**Multimodal Language Models** Numerous studies have previously developed multimodal language models that can handle visual inputs and text outputs, or vice versa, such as [5, 49]. With these advancements of LLMs, some researches have focused on learning a joint embedding space for multiple modalities, as demonstrated in [12, 33]. Others have combined pre-trained single-modality models to showcase impressive zero-shot capabilities [1, 21]. More recently, there has been a growing interest in enabling multimodal LLMs to follow instructions, as shown in [9, 50, 59]. To facilitate research in this area, Xu et al. [48] introduced MultiInstruct, the first multi-modal instruction tuning benchmark dataset covering a wide range of tasks and categories. Additionally, Liu et al. [24] explored multi-modal instruction-tuning using machine-generated data, while Lyu et al. [27] fine-tuned all model parameters to allow the textual LLM to process four modalities.

**Large Language Models** Large language models (LLMs) commonly refer to as Transformer-based language models with billions of parameters [41] and have revolutionized the research paradigm in natural language processing community [10, 40]. Furthermore, recent works have demonstrated that supervised fine-tuning, also known as instruction-tuning, can effectively improve the zero-shot performance of these LLMs [8, 39]. Zhao et al. [57] present a comprehensive survey on the research of LLMs.

**Text-to-Image/Video Generation** Text-to-image/video generation refers to the task of producing realistic images or videos based on natural language descriptions. One of the earliest approaches to this task was the use of conditional

GANs [34]. Since then, various techniques have been developed to improve the quality of the generated images [30]. Compared to text-to-image generation, text-to-video generation is relative new and still remains challenging. Previous approaches have utilized techniques such as VAEs with recurrent attention [29] and expanding GANs from image to video generation [23]. Diffusion models have also been used to generate videos in recent works [2, 14, 37, 44].

**Responsible AI** As the AI systems become increasingly powerful, developing responsible AI have drawn significant scientific attention recently [19]. Various works have pointed out the safety risks of LLMs, such as toxicity [36], and hallucination [54]. The safety of LLMs is commonly measured by specialized benchmarks, such as RealToxicityPrompts on toxicity [11]. More recently, Zhang et al. [56] present SafetyBench, a large-scale diverse set of multiple choice questions across several aspects of safety concerns.

### 3. Method

#### 3.1. Overview

In the pursuit of enhancing Large Language Models (LLMs) with robust multimodal capabilities, we introduce the GPT4Video framework—a universal, versatile system designed to endow LLMs with advanced video understanding and generation proficiencies. GPT4Video emerges as a response to the limitations of current Multimodal Large Language Models (MLLMs), which, despite their adeptness at processing multimodal inputs, exhibit deficiencies in generating multimodal outputs. Our framework, GPT4Video, addresses this gap, enabling LLMs to not only interpret but also to generate rich multimodal content.

As shown in Figure 2, GPT4Video’s architecture is composed of three integral components: a video understanding module that employs a video feature extractor and a video abstractor to encode and align video information with the LLM’s word embedding space; the LLM body, utilizing the structure of LLaMA and employing Parameter-Efficient Fine-Tuning (PEFT) methods, specifically LoRA [15], while keeping the original pre-trained parameters intact; and a video generation part that conditions the LLM to generate prompts for a model from Text-to-Video Model Gallery through a meticulously constructed instruction-following dataset.

In conjunction with these components, GPT4Video incorporates a safety alignment method to ensure that the generated content adheres to safety standards, thus addressing the critical issue of content appropriateness in video generation. This method section delineates the systematic framework and methodologies employed to enhance LLMs with these pioneering multimodal capabilities.

#### 3.2. Learn to understand videos

**Visual Encoder** Given a video denoted as  $\mathbf{v}$ , we uniformly sample  $T$  frames, which are represented as  $\mathbf{v} = [\mathbf{v}_1, \mathbf{v}_2, \dots, \mathbf{v}_T]$ . For each individual frame  $\mathbf{v}_i$  (where  $i$  ranges from 1 to  $T$ ), we utilize a pre-trained CLIP visual encoder to extract its visual features, denoted as  $\mathbf{f}_v^i = \text{ViT}(\mathbf{v}_i)$ . Here, ViT represents the Vision Transformer used in CLIP for feature extraction. After extracting the visual features  $\mathbf{f}_v^i$  from each frame, we compile the video features  $\mathbf{F}_v = [\mathbf{f}_v^1, \mathbf{f}_v^2, \dots, \mathbf{f}_v^T]$ , where the notation “;” signifies the process of concatenation. More specifically, GPT4Video adopts the CLIP ViT-L/14 model [33] for the visual encoding task. This model comprises 24 layers, with each layer having a hidden dimension of 1024 and processing patches of size 14. Within this module, images are uniformly resized to a standard dimension of 224 x 224 pixels and then divided into patches using a stride of 14 pixels. These patches are treated as input tokens for the transformer block, enabling its self-attention mechanisms to effectively generate detailed image embeddings. Consequently, the output of ViT contains 256 spatial patch features and 1 global feature (identified as the “[CLS] token”), resulting in the image features  $\mathbf{f}_v^i \in \mathbb{R}^{257 \times 1024}$  and video features  $\mathbf{F}_v \in \mathbb{R}^{(T \times 257) \times 1024}$ .

**Video abstractor** The input sequence for video features, denoted as  $\mathbf{F}_v \in \mathbb{R}^{(T \times 257) \times 1024}$ , becomes considerably large, particularly with an increased number of sampled frames,  $T$ . This results in a substantial computational challenge when processing through a Large Language Model (LLM). To mitigate this, we have implemented a video abstractor. This tool efficiently condenses the visual information into a few learnable tokens, thereby generating high-level visual representations and significantly reducing the computational demands. To enhance video feature extraction, we introduce two types of learnable tokens: spatial and temporal. These tokens are specifically designed to capture and distill information from the spatial and temporal dimensions of video features. We mathematically define spatial tokens as  $\mathbf{Q}_s \in \mathbb{R}^{N_s \times D}$  and temporal tokens as  $\mathbf{Q}_t \in \mathbb{R}^{N_t \times D}$ , where  $N_s$  and  $N_t$  denote the counts of spatial and temporal tokens, respectively, and  $D$  signifies the dimension of the token embeddings.

The spatial tokens  $\mathbf{Q}_s$  and temporal tokens  $\mathbf{Q}_t$  respectively compute cross attention with the video features  $\mathbf{F}_v$ . Our cross attention module [41] consists of six encoder layers, wherein the pivotal component of each layer is the multi-head self-attention mechanism (MSA). The fundamental operation of MSA relies on the concept of self-attention, which is built upon three vectors: queries  $\mathbf{Q}$ , keys  $\mathbf{K}$  and values  $\mathbf{V}$ . This attention mechanism calculates attention weights by comparing the queries  $\mathbf{Q}$  with the keys  $\mathbf{K}$ . It then uses these weights to update the query representations through a weighted sum of the values  $\mathbf{V}$  and can be

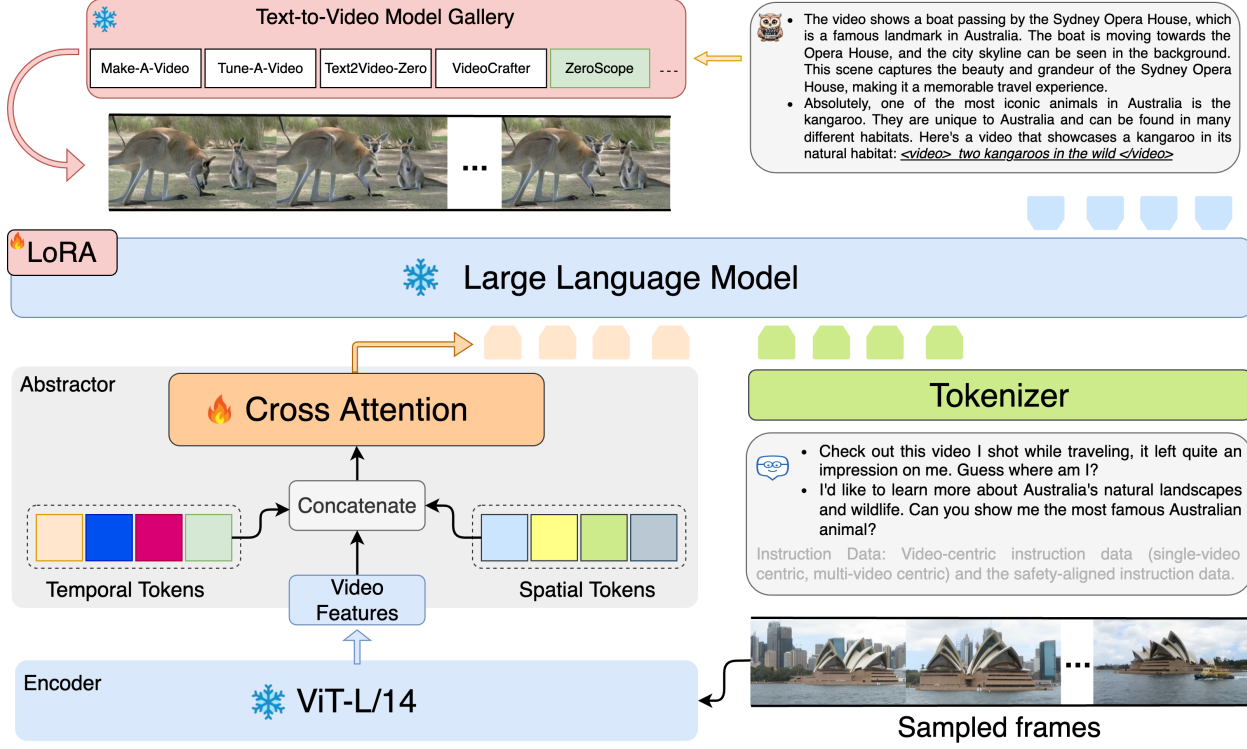


Figure 2. Architectural Overview of GPT4Video. We first employ a frozen ViT-L/14 model to capture raw video features, and then use a video abstraction module to condense video information along the temporal and spatial axes. The core of GPT4Video is powered by a frozen LLaMA model, efficiently fine-tuned via LoRA with custom video-centric and safety-aligned data, enabling it to comprehend videos and generate appropriate video prompts (indicated by underlined text). These prompts are then used to create videos from the Text-to-Video Model Gallery. The two bullet points highlight GPT4Video’s dual capabilities in understanding and generating video content.

described as follows:

$$\text{Att}(\mathbf{Q}, \mathbf{K}, \mathbf{V}) = \text{softmax}\left(\frac{\mathbf{Q}\mathbf{K}^T}{\sqrt{d_k}}\right) \mathbf{V}. \quad (1)$$

We treat  $\mathbf{Q}_s$  and  $\mathbf{Q}_t$  as queries, respectively, and the result of concatenating them with the video feature  $\mathbf{F}_v$  serves as the key and value to compute cross attention. This process yields video features  $\mathbf{F}_s \in \mathbb{R}^{N_s \times D}$  and  $\mathbf{F}_t \in \mathbb{R}^{N_t \times D}$  in the spatial and temporal dimensions, respectively. We set  $N_s$  and  $N_t$  to be the same and then sum the spatial and temporal features to obtain the final video feature  $\hat{\mathbf{F}}_v \in \mathbb{R}^{N_s \times D}$ . The mathematical expression is as follows:

$$\mathbf{F}_s = \text{CrossAttention}(\mathbf{Q}_s, [\mathbf{F}_v; \mathbf{Q}_s], [\mathbf{F}_v; \mathbf{Q}_s]) \quad (2)$$

$$\mathbf{F}_t = \text{CrossAttention}(\mathbf{Q}_t, [\mathbf{F}_v; \mathbf{Q}_t], [\mathbf{F}_v; \mathbf{Q}_t]) \quad (3)$$

$$\hat{\mathbf{F}}_v = \mathbf{F}_s + \mathbf{F}_t \quad (4)$$

where “;” indicates concatenation.

Finally, we employ a linear mapping layer to project the low-dimensional video feature  $\hat{\mathbf{F}}_v$  into the high-dimensional word embedding space of the LLM, mathematically denoted as  $\mathbf{F}_{video} = \mathbf{W}\hat{\mathbf{F}}_v + \mathbf{b}$ , where  $\mathbf{W}$  and  $\mathbf{b}$  are

the learnable weight matrix and bias vector, respectively, of the linear layer.

### 3.3. Large Language Model Architecture

We adopt Llama-7B model as the LLM component of GPT4Video. Inspired by mPLUG-Owl [50], GPT4Video employs a two-stage training strategy. In the first phase, we freeze the parameters of LLM and focus on training the video extractor to effectively align video features with the LLM’s feature space, to enhance the model’s comprehension of video content. The second stage involves pure text-based instruction tuning, where we employ the LoRA method for efficient fine-tuning of the LLM, focusing solely on training the newly added parameters in the LLM. The input prompts for LLM are as follows:

```
###Human:<video>video_embed</video>
###Human:video_instruction
###AI:
```

where “video\_embed” represents the video features  $\mathbf{F}_{video}$ , and it was only employed in the first stage. “video\_instruction” refers to the instruction data constructed for videos. During the first training phase, we uti-

lized the VideoChat-11k dataset [22], which includes 7,000 detailed descriptions and 4,000 multi-turn conversations. In the second phase, we employed our self-constructed GPT4Video-50k dataset along with a safety-aligned dataset, which will be elaborated upon in Sec. 3.4 and Sec. 3.5.

**Loss Function** We perform instruction-tuning of the LLM only on the text tokens, using its original auto-regressive training objective. Specifically, for a video instruction  $\mathbf{X}_t$  of length  $L$ , conditioned on visual information  $\mathbf{F}_{video}$ , our loss function, captured as the negative log likelihood, is formulated as:

$$\mathcal{L}(\theta; \mathbf{X}_t, \mathbf{F}_{video}) = - \sum_{i=1}^L \log p_{\theta}(x_i | \mathbf{F}_{video}, \mathbf{X}_{t, <i}), \quad (5)$$

where  $\theta$  is the trainable parameters,  $\mathbf{X}_{t, <i}$  is the text tokens before the current prediction token  $x_i$ .

### 3.4. Learn to generate videos

**Instruction data design.** Our method initially trains the LLM to learn how to generate textual prompts based on contextual information, which in turn drives a pre-trained text-to-video model to produce videos. To effectively train the LLM to generate these prompts, we meticulously developed an instruction-following dataset named GPT4Video-50k. The fundamental idea behind constructing this dataset is to utilize video descriptions in place of actual video content. Subsequently, we leverage the most advanced language model currently available, GPT-4, to create extensive dialogue data centered around these video descriptions.

More specifically, first, we randomly extracted 10,000 data examples from the Webvid10M [3] dataset and obtained their video descriptions. We used the string “<video> Video Caption </video>” as a placeholder for the actual video in the prompt to GPT-4, where “Video Caption” served as the placeholder for the video descriptions, and the “<video>” and “</video>” tags marked the boundaries of the video description. In the prompt, we require GPT-4 to construct three dialogue between two individuals (not a person and an assistant like most other LLMs) centered around the provided Video Caption (representing a real video). This approach makes our model’s responses more reflective of real human emotions, rather than just those of an assistant. The complete example of dialogues and the detailed prompt, please refer to our supplementary materials. After generating the dialogue, we replaced the string representing the video in the dialogue with the original video.

Furthering our efforts, to endow the model with the capabilities for multi-turn dialogues and cross-video conversations, we developed a multi-round, interleaved instruction dataset centered around multiple video contents. Un-

like the single-video centric dialogue data mentioned earlier, in this setup, we tasked GPT-4 with constructing rich conversational scenarios around the contents of multiple videos. Similarly, we utilized the format “<videoX> Video Caption </videoX>” to denote the actual videos, where “X” represents the video index, “Video Caption” is the description of the content of video X, and “<videoX>” and “</videoX>” serve as the delimiters for the description’s beginning and end. Specifically, we randomly selected 5000 samples from the WebVid10M [3] dataset and obtained their video descriptions. Diverging from the single-video centric data construction approach, our multi-video centric method requires at least two or more video descriptions as input prompts for GPT-4. To ensure that the dialogue data constructed by GPT-4 closely mirrors real scenarios and maintains logical coherence, we posit that these video descriptions should be semantically related. To acquire pairs of semantically related video descriptions, we employed a text retrieval-based approach. The process involved three steps: firstly, using sentence transformers, we extracted feature embeddings for the video descriptions of the selected 5000 samples and the remaining descriptions in the WebVid10M dataset; secondly, we identified the top 10 similar video descriptions for these 5000 samples by calculating the cosine similarity between their feature embeddings; and finally, we randomly selected one or two from these top 10 descriptions to form pairs of video descriptions. For examples of the multi-video centric dialogues and the detailed prompts used for GPT-4, please refer to the supplementary materials accompanying this paper.

**Video generation models.** Our approach is compatible with the full spectrum of text-to-video models, as demonstrated in the Text-to-Video gallery in Figure 2. This includes models such as Make-A-Video [37], Tune-A-Video [44], Text2Video-Zero [17], VideoCrafter [7], ZeroScope [26] and others. More importantly, should more advanced models be integrated into the Text-to-Video gallery in the future, GPT4Video will seamlessly adapt without necessitating any modifications. In contrast, the current method of integrating “generative tokens” only accommodates one specific text-to-video model per training session. This limitation arises because different text-to-video models may utilize various Text encoders. In this work, we employ ZeroScope [26]<sup>1</sup> as our video generation model.

### 3.5. Safety Alignment

For multimodal large language models, ensuring the generation of both useful and safe content, especially visuals, is imperative for their broad adoption. Take the handling of sexually explicit content as an example: Current text-to-image models employ an ancillary NSFW (Not Safe For Work) detection system. This system, upon recognizing po-

<sup>1</sup>[https://huggingface.co/cerspense/zeroscope\\_v2\\_576w](https://huggingface.co/cerspense/zeroscope_v2_576w)

tentially inappropriate content, replaces the intended output with a simple black image. While this approach effectively blocks unsafe content, it can lead to unnecessary consumption of time and computational resources. Moreover, when used in LLM-based models, this approach may lead to a disconnection between generated text and visual content. To address this issue, we have developed a safety-aligned instruction dataset that trains the model to politely refuse to respond to inappropriate user requests, thereby eliminating the need to initiate the generation model.

Specifically, we utilized the real-toxicity-prompts dataset [11], which comprises 100k texts along with their corresponding Toxicity scores. This dataset includes various categories for detection such as sexually\_explicit, identity\_attack, flirtation, threat, insult, and severe\_toxicity. Focusing on the sexually\_explicit and severe\_toxicity categories, we extracted 1,500 texts from each, selecting those with toxicity scores exceeding 0.9. We then tasked GPT-4 to construct dialogues based on these texts, aiming to generate polite refusals as responses to such content.

In addition to ensuring the safety of generated content, we have also implemented safety measures at the input stage. To this end, we introduced an additional detection model specifically designed to assess the safety of user input. In cases where inappropriate content is input by users, we employ a method similar to the one described above, training the model to tactfully decline responding to such content. In the experimental section 4.3, we conducted an in-depth and detailed evaluation of our model’s safety features.

## 4. Experiments

### 4.1. Experimental Settings

**Datasets and Evaluation Metrics.** To ensure a fair comparison, we followed work [25, 28] and assessed the model’s understanding abilities through the Zero-shot Video Question Answering task. We conducted a comprehensive quantitative assessment using two widely-accepted open-ended question-answer datasets: MSRVTT-QA [47], MSVD-QA [6]. These evaluations were conducted in a zero-shot setting, utilizing GPT-assisted assessments to gauge the model’s performance. This process aims to quantify the accuracy of the model’s predictions, assigning scores from 1 to 5. We further conducted video captioning task on MSRVTT [47] dataset, using BLEU-4 [31] and METEOR [4] as evaluation metrics.

On the other hand, in terms of evaluating video generation capabilities, we followed NExt-GPT [45] and conducted Text-to-Video Generation tasks on the MSRVTT [47] dataset, using Fréchet inception distance

(FID) [32] and CLIPSIM [43] (average CLIP similarity between video frames and text) as evaluation metrics.

**Implementation Details.** We uniformly sample four frames from the video and set the number of temporal and spatial tokens to 64. In the first phase, we set the learning rate to 1e-4 and trained GPT4Video for two epochs. In the second phase, we adjusted the learning rate to 2e-5 and continued fine-tuning for an additional three epochs. All the experiments are conducted on 8xA100 40G GPUs.

Table 1. Zero-shot video Question Answering result on MSVD-QA, MSRVTT-QA datasets.

Model	MSVD-QA		MSRVTT-QA	
	Accuracy	Score	Accuracy	Score
FrozenBiLM [49]	32.2	–	16.8	–
VideoChat [22]	56.3	2.8	45.0	2.5
LLaMA Adapter [53]	54.9	3.1	43.8	2.7
Video LLaMA [52]	51.6	2.5	29.6	1.8
Video-ChatGPT [28]	64.9	3.3	49.3	2.8
Valley [25]	65.4	3.4	45.7	2.5
GPT4Video (Ours)	<b>66.3</b>	<b>3.6</b>	<b>49.8</b>	<b>3.0</b>

### 4.2. Quantitative Analysis

**Zero-shot Video Question Answering.** To assess the comprehension capabilities of GPT4Video, following VideoChat [22], we conducted comparative experiments on two most widely-used video question answering benchmarks. The experimental results of zero-shot inference are presented in Table 1. Specifically, we compare GPT4Video with six State-of-the-art models, including FrozenBiLM [49], VideoChat [22], LLaMA Adapter [53], Video LLaMA [52], Video-ChatGPT [28] and Valley [25]. As can be observed, our proposed model GPT4Video reaches SOTA on all four benchmarks.

**Zero-shot Video Captioning.** We further compared the model’s performance on the video captioning task using the MSR-VTT dataset. We evaluated two traditional transformer-based methods, ORG-TRL [55] and GIT [42], along with three LLM-based approaches, including mPLUG-2 [46], CoDi [38], and NExt-GPT [45]. As shown in Table 2, our model achieved better performance on both the BLEU-4 and METEOR metrics.

**Zero-shot Text-to-Video Generation.** We compare GPT4Video on the MSR-VTT [47] dataset for text-to-video generation task in a zero-shot manner quantitatively in Table 3. Following prior works [2, 45], we assess the visual quality using the FID metric and evaluate semantic consistency through the average CLIP similarity between

Table 2. Video-to-text generation (video captioning) results on MSR-VTT [47].

Method	BLEU-4 (↑)	METEOR (↑)
ORG-TRL [55]	0.436	0.288
GIT [42]	0.548	0.331
mPLUG-2 [46]	0.578	0.349
CoDi [38]	0.521	0.325
NExT-GPT [45]	0.584	0.385
GPT4Video (Ours)	<b>0.587</b>	<b>0.391</b>

Table 3. Text-to-video generation results (zero-shot) on MSR-VTT [47].

Method	FID(↓)	CLIPSIM (↑)
CogVideo [14]	23.59	0.2631
MakeVideo [37]	13.17	0.3049
Latent-VDM [35]	14.25	0.2756
Latent-Shift [2]	15.23	0.2773
CoDi [38]	-	0.2890
NExT-GPT [45]	13.04	0.3085
GPT4Video (Ours)	<b>12.91</b>	<b>0.3194</b>

video frames and the corresponding text. We benchmarked GPT4Video against four text-to-video specialized models: CogVideo [14], MakeVideo [37], Latent-VDM [35], and Latent-Shift [2], as well as two LLM-based methods, including CoDi [38] and NExT-GPT [45]. The results, presented in Table 3, demonstrate that GPT4Video outperforms the aforementioned models across all evaluated metrics. It is noteworthy that while NExT-GPT integrates ZeroScope as the video decoder in its video generation process, GPT4Video demonstrates enhanced precision in generating video content. This observation reinforces the claims we made in the introduction 1. For qualitative comparison results, please refer to Figure 4.

### 4.3. Safety Evaluation

To investigate the safety of MLLMs in video understanding and generation, we construct a multi-model benchmark for not safe for work (NSFW) content. The benchmark examines the percentage of harmful content that is rejected by the MLLMs when presented with various video inputs and queried with harmful and common questions. Referring to a text-only NSFW benchmark [18], we collect a diverse collection of video clips and queries with varying levels of harmfulness and safety. In specific, our benchmark includes

Table 4. Performance comparison of safety Evaluation. “VU” and “VG” represent Video Understanding and Video Generation.

Task	Method	Acc.	Prec.	Rec.	F1
VU	Video LLaMA [52]	0.51	0.13	0.57	0.22
	Video-Chat [22]	0.50	0.06	0.50	0.12
	NExT-GPT [45]	0.55	0.13	0.80	0.23
	<b>GPT4Video (Ours)</b>	<b>0.82</b>	<b>0.83</b>	<b>0.81</b>	<b>0.82</b>
VG	NExT-GPT [45]	0.65	0.37	<b>0.85</b>	0.51
	<b>GPT4Video (Ours)</b>	<b>0.85</b>	<b>0.90</b>	0.82	<b>0.86</b>

two classification tasks focused on video understanding and generation, respectively. Each task includes 60 queries with an equal distribution of harmful and safe content. In the video generation task, in addition to the three-level harmful contents [18], the queries include natural scenes, human and animal activities, and real and comic episodes to ensure a diverse range of topics. Additionally, we design various video and question pairs to prompt MLLMs to provide inappropriate responses in the video understanding task. In this way, our benchmark can provide a comprehensive evaluation of the safety capabilities of MLLMs in video understanding and generation.

In Table 4, we test the safety performance of recent MLLMs in terms of popular classification metrics on our constructed safety benchmark. The understanding (VU) results show that most MLLMs had a low precision score, below 0.15, when it came to rejecting harmful queries (refusal was treated as a positive in our experiment). Differently, our method demonstrates a strong ability to reject harmful queries, while maintaining a high recall rate for general queries. Upon examining the failure cases, we find that current MLLMs can only refuse to respond to harmful queries with textual hints, such as ‘this is a harmful video?’ It suggests that these MLLMs’ ability to detect harmful content is mainly derived from LLMs. In the generation tasks with text-only queries, our method achieves a high Precision of 90%, compared to NExT-GPT with only 37%. Our method takes a more conservative approach to generating content, which may result in the refusal to generate some general queries related to harmful content, such as sexual dancing. Despite this, our method still achieves a slightly lower but comparable recall Recall compared to NExT-GPT.

### 4.4. Qualitative Analysis

In this section, we present some cases to demonstrate the superior video understanding and generation capabilities of GPT4Video, as shown in Figure 3, 4. More cases are provided in supplementary materials.

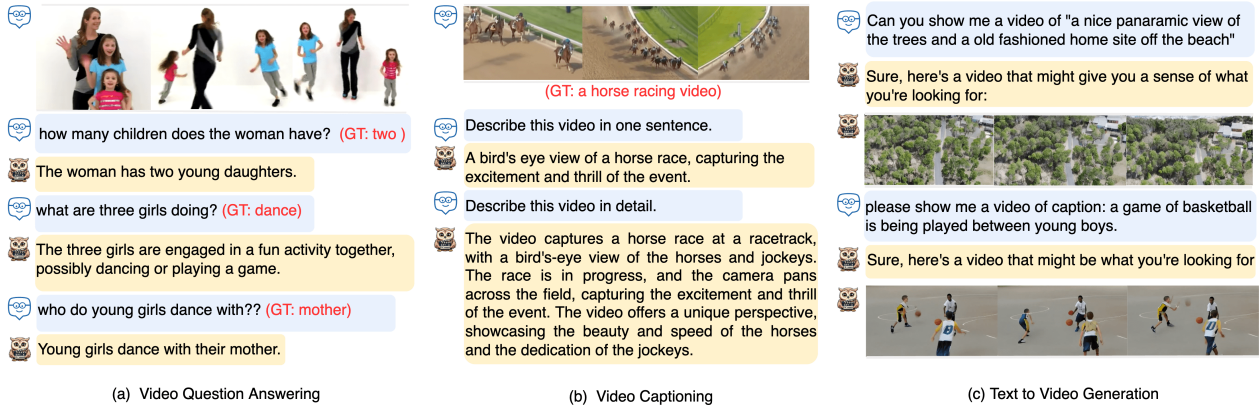


Figure 3. Visual examples of GPT4Video’s responses on three tasks. The text in red represents the Ground-Truth.

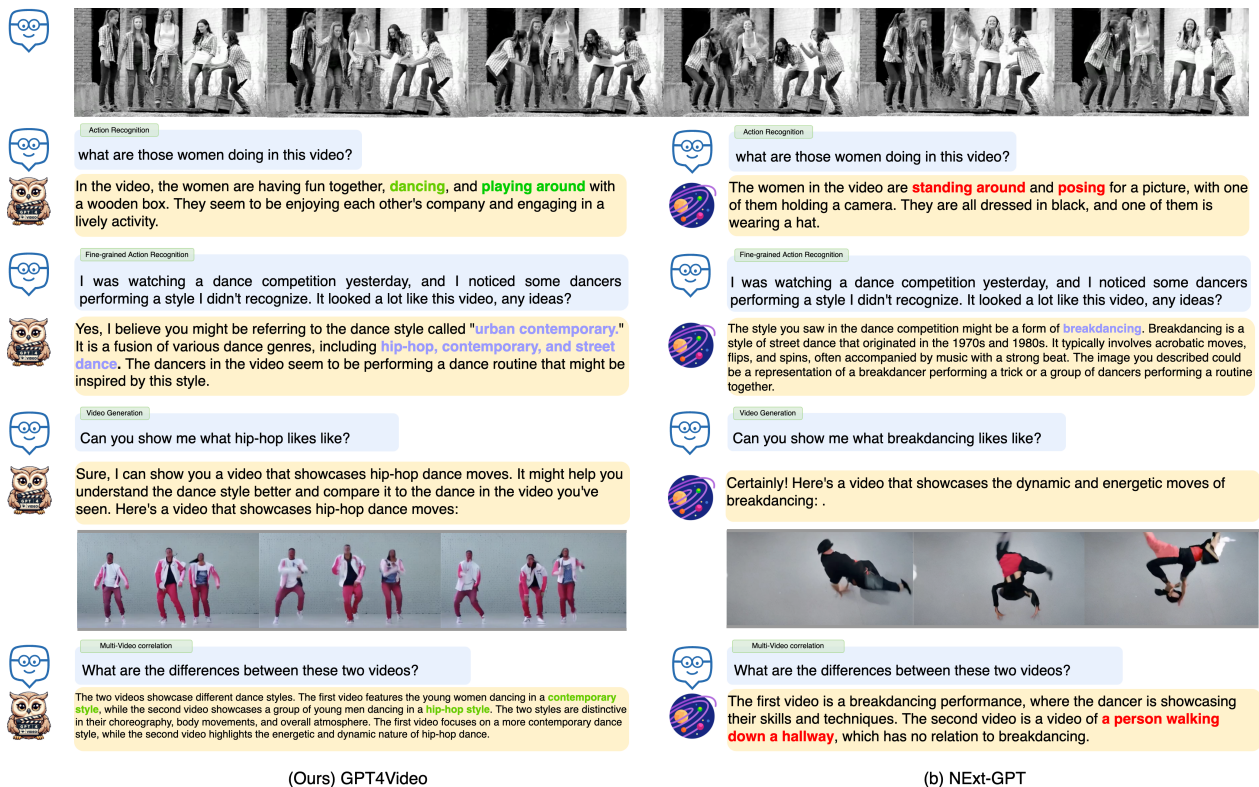


Figure 4. A comparative demonstration of the capabilities of our GPT4Video and NEXt-GPT in multi-turn and interleaved conversation. The input video is about young women dancing tap. We highlighted key information using different colors to facilitate presentation.

## 5. Conclusions

We present GPT4Video, a novel framework that significantly enhances Large Language Models with advanced video understanding and generative functions. Our approach leverages the descriptive power of LLMs to create detailed prompts for generative models, maintaining model simplicity and flexibility. The framework’s effectiveness is underscored by its superior performance on multimodal benchmarks and its innovative approach to addressing con-

tent safety issues. The release of the specialized multi-modal instruction dataset promises to catalyze future research in the field. **Limitation:** GPT4Video currently specializes in video modality, with plans to expand to more modalities like image and audio in future updates. Additionally, while we have initiated steps to address content safety, our consideration of safety aspects is not yet exhaustive. In future work, we will strive to further refine and enhance this aspect.



## References

- [1] Jean-Baptiste Alayrac, Jeff Donahue, Pauline Luc, Antoine Miech, Iain Barr, Yana Hasson, Karel Lenc, Arthur Mensch, Katherine Millican, Malcolm Reynolds, et al. Flamingo: a visual language model for few-shot learning. In *NeurIPS*, 2022. 2
- [2] Jie An, Songyang Zhang, Harry Yang, Sonal Gupta, Jia-Bin Huang, Jiebo Luo, and Xi Yin. Latent-shift: Latent diffusion with temporal shift for efficient text-to-video generation. *CoRR*, 2023. 3, 6, 7
- [3] Max Bain, Arsha Nagrani, Gül Varol, and Andrew Zisserman. Frozen in time: A joint video and image encoder for end-to-end retrieval. In *ICCV*, pages 1708–1718, 2021. 5
- [4] Satyanjeev Banerjee and Alon Lavie. Meteor: An automatic metric for mt evaluation with improved correlation with human judgments. In *ACL*, pages 65–72, 2005. 6
- [5] Duygu Ceylan, Chun-Hao P Huang, and Niloy J Mitra. Pix2video: Video editing using image diffusion. In *ICCV*, pages 23206–23217, 2023. 2
- [6] David Chen and William B Dolan. Collecting highly parallel data for paraphrase evaluation. In *ACL*, pages 190–200, 2011. 2, 6
- [7] Haoxin Chen, Menghan Xia, Yingqing He, Yong Zhang, Xiaodong Cun, Shaoshu Yang, Jinbo Xing, Yaofang Liu, Qifeng Chen, Xintao Wang, Chao Weng, and Ying Shan. Videocrafter1: Open diffusion models for high-quality video generation, 2023. 5
- [8] Wei-Lin Chiang, Zhuohan Li, Zi Lin, Ying Sheng, Zhanghao Wu, Hao Zhang, Lianmin Zheng, Siyuan Zhuang, Yonghao Zhuang, Joseph E. Gonzalez, Ion Stoica, and Eric P. Xing. Vicuna: An open-source chatbot impressing gpt-4 with 90%\* chatgpt quality, 2023. 1, 2
- [9] Wenliang Dai, Junnan Li, Dongxu Li, Anthony Meng Huat Tiong, Junqi Zhao, Weisheng Wang, Boyang Li, Pascale Fung, and Steven C. H. Hoi. Instructblip: Towards general-purpose vision-language models with instruction tuning. *CoRR*, 2023. 2
- [10] Zhengxiao Du, Yujie Qian, Xiao Liu, Ming Ding, Jiezhong Qiu, Zhilin Yang, and Jie Tang. Glm: General language model pretraining with autoregressive blank infilling. In *ACL*, 2022. 1, 2
- [11] Samuel Gehman, Suchin Gururangan, Maarten Sap, Yejin Choi, and Noah A. Smith. RealToxicityPrompts: Evaluating neural toxic degeneration in language models. In *EMNLP*, 2020. 3, 6
- [12] Rohit Girdhar, Alaeldin El-Nouby, Zhuang Liu, Mannat Singh, Kalyan Vasudev Alwala, Armand Joulin, and Ishan Misra. Imagebind: One embedding space to bind them all. *CoRR*, 2023. 2
- [13] Ben Goertzel. Artificial general intelligence: concept, state of the art, and future prospects. *Journal of Artificial General Intelligence*, 2014. 1
- [14] Wenyi Hong, Ming Ding, Wendi Zheng, Xinghan Liu, and Jie Tang. Cogvideo: Large-scale pretraining for text-to-video generation via transformers. In *ICLR*, 2023. 3, 7
- [15] Edward J Hu, Yelong Shen, Phillip Wallis, Zeyuan Allen-Zhu, Yuanzhi Li, Shean Wang, Lu Wang, and Weizhu Chen. Lora: Low-rank adaptation of large language models. *arXiv preprint arXiv:2106.09685*, 2021. 3
- [16] Betker James, Goh Gabriel, Jing Li, Brooks Tim, Wang Jianfeng, Li Linjie, Ouyang Long, Zhuang Juntang, Lee Joyce, et al. Improving image generation with better captions. *OpenAI*, 2023. 2
- [17] Levon Khachatryan, Andranik Movsisyan, Vahram Tadevosyan, Roberto Henschel, Zhangyang Wang, Shant Navasardyan, and Humphrey Shi. Text2video-zero: Text-to-image diffusion models are zero-shot video generators. *CoRR*, 2023. 5
- [18] Alex Kim. Nsfw data scraper, 2022. 7
- [19] Svetlana Kiritchenko, Isar Nejadgholi, and Kathleen C. Fraser. Confronting abusive language online: A survey from the ethical and human rights perspective. *J. Artif. Intell. Res.*, 71:431–478, 2021. 3
- [20] Jing Yu Koh, Daniel Fried, and Ruslan Salakhutdinov. Generating images with multimodal language models. *arXiv preprint arXiv:2305.17216*, 2023. 1
- [21] Junnan Li, Dongxu Li, Silvio Savarese, and Steven C. H. Hoi. BLIP-2: bootstrapping language-image pre-training with frozen image encoders and large language models. *CoRR*, 2023. 2
- [22] KunChang Li, Yinan He, Yi Wang, Yizhuo Li, Wenhai Wang, Ping Luo, Yali Wang, Limin Wang, and Yu Qiao. Videochat: Chat-centric video understanding. *arXiv preprint arXiv:2305.06355*, 2023. 5, 6, 7
- [23] Yitong Li, Martin Renqiang Min, Dinghan Shen, David E. Carlson, and Lawrence Carin. Video generation from text. In *AAAI*, pages 7065–7072, 2018. 3
- [24] Haotian Liu, Chunyuan Li, Qingyang Wu, and Yong Jae Lee. Visual instruction tuning. *CoRR*, 2023. 2
- [25] Ruipu Luo, Ziwang Zhao, Min Yang, Junwei Dong, Minghui Qiu, Pengcheng Lu, Tao Wang, and Zhongyu Wei. Valley: Video assistant with large language model enhanced ability. *arXiv preprint arXiv:2306.07207*, 2023. 1, 6
- [26] Zhengxiong Luo, Dayou Chen, Yingya Zhang, Yan Huang, Liang Wang, Yujun Shen, Deli Zhao, Jingren Zhou, and Tieniu Tan. Videofusion: Decomposed diffusion models for high-quality video generation. In *CVPR*, 2023. 5
- [27] Chenyang Lyu, Minghao Wu, Longyue Wang, Xinting Huang, Bingshuai Liu, Zefeng Du, Shuming Shi, and Zhaopeng Tu. Macaw-llm: Multi-modal language modeling with image, audio, video, and text integration. *CoRR*, 2023. 1, 2
- [28] Muhammad Maaz, Hanoona Rasheed, Salman Khan, and Fahad Shahbaz Khan. Video-chatgpt: Towards detailed video understanding via large vision and language models. *arXiv preprint arXiv:2306.05424*, 2023. 6
- [29] Gaurav Mittal, Tanya Marwah, and Vineeth N. Balasubramanian. Sync-draw: Automatic video generation using deep recurrent attentive architectures. In *ACM MM*, pages 1096–1104, 2017. 3
- [30] Alexander Quinn Nichol, Prafulla Dhariwal, Aditya Ramesh, Pranav Shyam, Pamela Mishkin, Bob McGrew, Ilya Sutskever, and Mark Chen. GLIDE: towards photorealistic image generation and editing with text-guided diffusion models. In *ICML*, pages 16784–16804, 2022. 3

- [31] Kishore Papineni, Salim Roukos, Todd Ward, and Wei-Jing Zhu. Bleu: a method for automatic evaluation of machine translation. In *ACL*, pages 311–318, 2002. 6
- [32] Gaurav Parmar, Richard Zhang, and Jun-Yan Zhu. On aliased resizing and surprising subtleties in gan evaluation. In *CVPR*, 2022. 6
- [33] Alec Radford, Jong Wook Kim, Chris Hallacy, Aditya Ramesh, Gabriel Goh, Sandhini Agarwal, Girish Sastry, Amanda Askell, Pamela Mishkin, et al. Learning transferable visual models from natural language supervision. In *ICML*, 2021. 2, 3
- [34] Scott E. Reed, Zeynep Akata, Xinchun Yan, Lajanugen Logeswaran, Bernt Schiele, and Honglak Lee. Generative adversarial text to image synthesis. In *ICML*, pages 1060–1069, 2016. 3
- [35] Robin Rombach, Andreas Blattmann, Dominik Lorenz, Patrick Esser, and Björn Ommer. High-resolution image synthesis with latent diffusion models. In *CVPR*, 2022. 7
- [36] Omar Shaikh, Hongxin Zhang, William Held, Michael Bernstein, and Diyi Yang. On second thought, let’s not think step by step! bias and toxicity in zero-shot reasoning. In *ACL*, pages 4454–4470, 2023. 3
- [37] Uriel Singer, Adam Polyak, Thomas Hayes, Xi Yin, Jie An, Songyang Zhang, Qiyuan Hu, Harry Yang, Oron Ashual, Oran Gafni, Devi Parikh, Sonal Gupta, and Yaniv Taigman. Make-a-video: Text-to-video generation without text-video data. In *ICLR*, 2023. 3, 5, 7
- [38] Zineng Tang, Ziyi Yang, Chenguang Zhu, Michael Zeng, and Mohit Bansal. Any-to-any generation via composable diffusion. *CoRR*, 2023. 6, 7
- [39] Rohan Taori, Ishaan Gulrajani, Tianyi Zhang, Yann Dubois, Xuechen Li, Carlos Guestrin, Percy Liang, and Tatsunori B. Hashimoto. Stanford alpaca: An instruction-following llama model. [https://github.com/tatsu-lab/stanford\\_alpaca](https://github.com/tatsu-lab/stanford_alpaca), 2023. 2
- [40] Hugo Touvron, Louis Martin, Kevin Stone, Peter Albert, Amjad Almahairi, Yasmine Babaei, Nikolay Bashlykov, Soumya Batra, Prajjwal Bhargava, Shrutvi Bhosale, et al. Llama 2: Open foundation and fine-tuned chat models. *CoRR*, 2023. 1, 2
- [41] Ashish Vaswani, Noam Shazeer, Niki Parmar, Jakob Uszkoreit, Llion Jones, Aidan N Gomez, Łukasz Kaiser, and Illia Polosukhin. Attention is all you need. *NIPS*, 2017. 2, 3
- [42] Jianfeng Wang, Zhengyuan Yang, Xiaowei Hu, Linjie Li, Kevin Lin, Zhe Gan, Zicheng Liu, Ce Liu, and Lijuan Wang. Git: A generative image-to-text transformer for vision and language. *arXiv preprint arXiv:2205.14100*, 2022. 6, 7
- [43] Chenfei Wu, Lun Huang, Qianxi Zhang, Binyang Li, Lei Ji, Fan Yang, Guillermo Sapiro, and Nan Duan. Godiva: Generating open-domain videos from natural descriptions. *arXiv preprint arXiv:2104.14806*, 2021. 6
- [44] Jay Zhangjie Wu, Yixiao Ge, Xintao Wang, Stan Weixian Lei, Yuchao Gu, Yufei Shi, Wynne Hsu, Ying Shan, et al. Tune-a-video: One-shot tuning of image diffusion models for text-to-video generation. In *ICCV*, 2023. 3, 5
- [45] Shengqiong Wu, Hao Fei, Leigang Qu, Wei Ji, and Tat-Seng Chua. Next-gpt: Any-to-any multimodal LLM. *CoRR*, 2023. 1, 2, 6, 7
- [46] Haiyang Xu, Qinghao Ye, Ming Yan, Yaya Shi, Jiabo Ye, Yuanhong Xu, Chenliang Li, Bin Bi, Qi Qian, Wei Wang, et al. mplug-2: A modularized multi-modal foundation model across text, image and video. *arXiv preprint arXiv:2302.00402*, 2023. 6, 7
- [47] Jun Xu, Tao Mei, Ting Yao, and Yong Rui. MSR-VTT: A large video description dataset for bridging video and language. In *CVPR*, 2016. 2, 6, 7
- [48] Zhiyang Xu, Ying Shen, and Lifu Huang. Multiinstruct: Improving multi-modal zero-shot learning via instruction tuning. *CoRR*, 2022. 2
- [49] Antoine Yang, Antoine Miech, Josef Sivic, Ivan Laptev, and Cordelia Schmid. Zero-shot video question answering via frozen bidirectional language models. *NIPS*, 2022. 2, 6
- [50] Qinghao Ye, Haiyang Xu, Guohai Xu, Jiabo Ye, Ming Yan, Yiyang Zhou, Junyang Wang, Anwen Hu, Pengcheng Shi, Yaya Shi, et al. mplug-owl: Modularization empowers large language models with multimodality. *CoRR*, 2023. 2, 4
- [51] Shukang Yin, Chaoyou Fu, Sirui Zhao, Ke Li, Xing Sun, Tong Xu, and Enhong Chen. A survey on multimodal large language models. *arXiv preprint arXiv:2306.13549*, 2023. 1
- [52] Hang Zhang, Xin Li, and Lidong Bing. Video-llama: An instruction-tuned audio-visual language model for video understanding. *arXiv preprint arXiv:2306.02858*, 2023. 1, 6, 7
- [53] Renrui Zhang, Jiaming Han, Aojun Zhou, Xiangfei Hu, Shilin Yan, Pan Lu, Hongsheng Li, Peng Gao, and Yu Qiao. Llama-adapter: Efficient fine-tuning of language models with zero-init attention. *arXiv preprint arXiv:2303.16199*, 2023. 6
- [54] Yue Zhang, Yafu Li, Leyang Cui, Deng Cai, Lemao Liu, Tingchen Fu, Xinting Huang, Enbo Zhao, Yu Zhang, Yulong Chen, Longyue Wang, Anh Tuan Luu, Wei Bi, Freda Shi, and Shuming Shi. Siren’s song in the AI ocean: A survey on hallucination in large language models. *CoRR*, 2023. 3
- [55] Ziqi Zhang, Yaya Shi, Chunfeng Yuan, Bing Li, Peijin Wang, Weiming Hu, and Zheng-Jun Zha. Object relational graph with teacher-recommended learning for video captioning. In *CVPR*, 2020. 6, 7
- [56] Zhexin Zhang, Leqi Lei, Lindong Wu, Rui Sun, Yongkang Huang, Chong Long, Xiao Liu, Xuanyu Lei, Jie Tang, and Minlie Huang. Safetybench: Evaluating the safety of large language models with multiple choice questions. *arXiv preprint arXiv:2309.07045*, 2023. 3
- [57] Wayne Xin Zhao, Kun Zhou, Junyi Li, Tianyi Tang, Xiaolei Wang, Yupeng Hou, Yingqian Min, Beichen Zhang, Junjie Zhang, Zican Dong, et al. A survey of large language models. *CoRR*, 2023. 2
- [58] Kaizhi Zheng, Xuehai He, and Xin Eric Wang. Minigtpt-5: Interleaved vision-and-language generation via generative vokens. *arXiv preprint arXiv:2310.02239*, 2023. 1
- [59] Deyao Zhu, Jun Chen, Xiaoqian Shen, Xiang Li, and Mohamed Elhoseiny. Minigtpt-4: Enhancing vision-language understanding with advanced large language models. *CoRR*, 2023. 1, 2