

Why the controversy over displacement currents never ends?

Masao Kitano

Center for Quantum Information and Quantum Biology, Osaka University, Osaka 560-0043, Japan

Research Institute of Applied Science, Sakyo, Kyoto 606-8202, Japan

Professor emeritus, Kyoto University, Kyoto 606-8501, Japan

November 28, 2023

Abstract

Displacement current is the last piece of the puzzle of electromagnetic theory. Its existence implies that electromagnetic disturbance can propagate at the speed of light and finally it led to the discovery of Hertzian waves. On the other hand, since magnetic fields can be calculated only with conduction currents using Biot-Savart's law, a popular belief that displacement current does not produce magnetic fields has started to circulate. But some people think if this is correct, what is the displacement current introduced for. The controversy over the meaning of displacement currents has been going on for more than hundred years. Such confusion is caused by forgetting the fact that in the case of non-stationary currents, neither magnetic fields created by conduction currents nor those created by displacement currents can be defined. It is also forgotten that the effect of displacement current is automatically incorporated in the magnetic field calculated by Biot-Savart's law. In this paper, mainly with the help of Helmholtz decomposition, we would like to clarify the confusion surrounding displacement currents and provide an opportunity to end the long standing controversy.

Keywords: displacement current, Biot-Savart law, Ampere's law, Maxwell-Ampere's law, Helmholtz's decomposition, non-stationary current

1 Introduction

The time derivative of the electric flux density, $\partial_t \mathbf{D}$, is named displacement current density, which is the final piece to complete the hard puzzle of electromagnetic theory. This discovery made by James Clerk Maxwell [1, 2] was possible only through his keen eyes foreseeing its existence from theoretical inevitability (1864).

He found the fact that the propagation velocity of the wave solution enabled by the displacement current, was consistent with the speed of light, which was already measured experimentally at that time. The value of constant $(\mu_0 \epsilon_0)^{-1}$ had been determined by Weber and Kohlrausch in other context[3], where μ_0 and ϵ_0 are the permeability and permittivity of vacuum, respectively. Maxwell was convinced that light is an electric and magnetic disturbance propagating in a vacuum. Later, H.R. Hertz discovered radio waves (1888) in attempting to detect displacement currents using a capacitor.

Displacement currents occupy an important position in electromagnetics. However, owing to the fact that magnetic fields can be correctly calculated by the Biot-Savart law, which does not seem to include the displacement current, it has widely been claimed that *the displacement current does not produce a magnetic field*. As a matter of fact, however, the Biot-Savart law implicitly includes the contribution of displacement cur-

rents.

In this paper, we would like to clarify the confusion surrounding displacement currents and its causes and help to promote correct understanding.

2 Magnetic Action of Electric Currents and Displacement Current

In 1820, Hans Christian Ørsted discovered that a compass needle swings in response to an electric current flowing near it. That same year, the relation between current and magnetic field was formulated in two ways; Biot-Savart's law and Ampère's law, which correspond to Coulomb's law and Gauss's law in electrostatics, respectively.

These magnetic field laws were based on the assumption that the current is flowing through a closed circuit. Almost half a century later, considering the case of unclosed current, as in the case of charging capacitor, Maxwell theoretically derived the necessity of displacement currents.

His argument goes as follows. By taking the divergence of both sides of Ampère's equation, $\text{curl } \mathbf{H} = \mathbf{J}$, we have, $0 = \text{div } \mathbf{J}$, with the identity $\text{div curl} = 0$. In other words, Ampère's equation implicitly assumes divergence-free currents. This is also called the "steady-state current condition," because the

charge conservation law, $\partial_t \varrho = -\text{div } \mathbf{J}$, implies steady charge distributions. ($\partial_t = \partial/\partial t$ is used for brevity.) If this condition is not satisfied, i.e., $\text{div } \mathbf{J} \neq 0$, Ampère's law must be modified as follows:

$$\text{curl } \mathbf{H} = \mathbf{J} + \partial_t \mathbf{D}. \quad (1)$$

The displacement current density term, $\partial_t \mathbf{D}$ is added. Now, taking the divergence of both sides, we have

$$0 = \text{div } \mathbf{J} + \partial_t \text{div } \mathbf{D} = \text{div } \mathbf{J} + \partial_t \varrho.$$

The time derivative of Gauss's formula, $\text{div } \mathbf{D} = \varrho$, is used. This is consistent with the charge conservation law.

Based on this reasoning, in his treatise [4], Maxwell states

One of the chief peculiarities of this treatise is the doctrine which it asserts, that the true electric current \mathfrak{C} (\mathbf{C}), that on which the electromagnetic phenomena depend, is not the same thing as \mathfrak{R} (\mathbf{J}), the current of conduction, but that the time variation of \mathfrak{D} (\mathbf{D}), the electric displacement, must be taken into account in estimating the total movement of electricity, so that we must write,

$$\mathfrak{C} = \mathfrak{R} + \dot{\mathfrak{D}}, \quad (\text{Equation of True Currents}).$$

Hereafter we write the true (total) current as

$$\mathbf{J}_{\text{tot}} = \mathbf{J} + \partial_t \mathbf{D}.$$

Equation (1) is now called Maxwell-Ampère's equation. Maxwell's electromagnetic theory thus created is being organized by the followers and spread to the academic world

Oddly, however, the doctrine that displacement currents do not create magnetic fields began to circulate. The main reasons are

- Even in the presence of displacement currents, magnetic field is calculated correctly by the Biot-Savart equation.
- A typical displacement current is one that occurs where the linear current is interrupted. Then charges are accumulated at the endpoint and yield a spherically symmetric electric field. The corresponding displacement current is also spherically symmetric and the resultant magnetic field vanishes.

Various arguments against, for, or from a neutral standpoint about this theory, some of which seem to deepen the confusion, are continuing in papers and textbooks [5, 6, 7, 8, 9, 11, 12, 10, 13, 14, 15, 16, 17, 18].

In this paper, we will show the claim that displacement current does not create a magnetic field is due to a lack of understanding of the mathematical structure of electromagnetic fields. We mainly discuss from the following points of view:

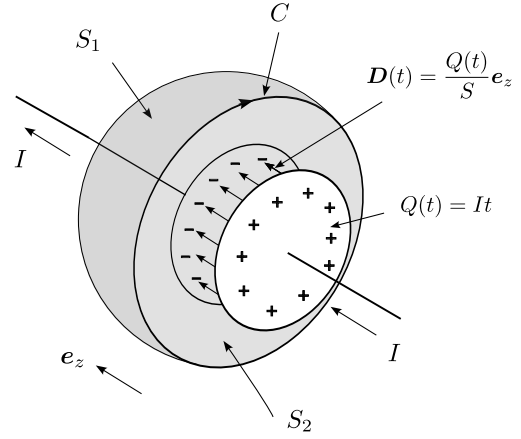


Figure 1: Displacement currents in charging capacitor

- It is impossible in principle to separate magnetic fields into those caused by "conduction currents" and those caused by "displacement currents".
- The posed question "does a displacement current create a magnetic field or not?" is logically meaningless.
- Contrary to popular perception, the Bio-Savart law perfectly includes the effect of displacement currents implicitly [19].

3 Need for Displacement Current

In this section, we will reconfirm how the Ampère's law is modified to account for displacement currents.

The integral form of Ampère's law, $\text{curl } \mathbf{H} = \mathbf{J}$, is

$$\int_C \mathbf{H} \cdot d\mathbf{l} = \int_S \mathbf{J} \cdot d\mathbf{S}, \quad (2)$$

where the closed path $C = \partial S$ is the edge of the surface S . In this equality the surface S can be arbitrary as long as the closed path C is its edge. In order for the integral to be the same regardless of the surface, $\text{div } \mathbf{J} = 0$ must be satisfied everywhere (steady-state current condition). Otherwise, for surfaces $S_1 \neq S_2$ with $\partial S_1 = \partial S_2 = C$, the divergence theorem gives

$$0 \neq \int_V \text{div } \mathbf{J} dv = \left(\int_{S_1} - \int_{S_2} \right) \mathbf{J} \cdot d\mathbf{S},$$

where V is the volume enclosed by S_1 and S_2 .

Consider a capacitor being charged with a constant current I , as shown in Fig 1. We have two surfaces S_1 and S_2 that share the same circle C encircling the capacitor as their respective circumferences. While the hemisphere S_1 crosses the current I , the disk S_2 passes between the electrodes of the capacitor

and crosses no currents. The integrals of the current density for these surfaces

$$I = \int_{S_1} \mathbf{J} \cdot d\mathbf{S} \neq \int_{S_2} \mathbf{J} \cdot d\mathbf{S} = 0,$$

are clearly not equal. But if we add the displacement current density $\partial \mathbf{D} / \partial t$, then the surface integral for S_2 becomes

$$\int_{S_2} \left(\mathbf{J} + \frac{\partial \mathbf{D}}{\partial t} \right) \cdot d\mathbf{S} = \int_{S_2} \frac{\partial \mathbf{D}}{\partial t} \cdot d\mathbf{S} = \frac{d}{dt} Q(t) = I,$$

and now the equality holds. The charge on the capacitor plate $Q = \int_{S_2} \mathbf{D} \cdot d\mathbf{S}$ can be derived from \mathbf{D} between the plates. With this model we can confirm that Eq. (2) must be modified as

$$\int_C \mathbf{H} \cdot d\mathbf{l} = \int_S \left(\mathbf{J} + \frac{\partial \mathbf{D}}{\partial t} \right) \cdot d\mathbf{S}. \quad (3)$$

This is the integral form of Maxwell-Ampère's equation.

4 Inappropriate Problem Setting

In this section, we show that the question whether the displacement current creates a magnetic field or not is totally meaningless.

The question can be broken down in the following way. When the total current density \mathbf{J}_{tot} is divided into the conduction current density \mathbf{J} and the displacement current density $\partial_t \mathbf{D}$, the magnetic field can be divided into two components as $\mathbf{H} = \mathbf{H}_c + \mathbf{H}_d$, correspondingly. And if we can prove $\mathbf{H}_d = 0$ ($\neq 0$), then the answer is no (yes). But, in the first place, what are the (local) equations that these magnetic fields obey? The only possible choice seems to be

$$\text{curl } \mathbf{H}_c \stackrel{?}{=} \mathbf{J}, \quad \text{curl } \mathbf{H}_d \stackrel{?}{=} \partial_t \mathbf{D}, \quad (4)$$

but it leads us to the contradiction when we take the divergence;

$$0 \stackrel{?}{=} \text{div } \mathbf{J} \neq 0, \quad 0 \stackrel{?}{=} \text{div } \partial_t \mathbf{D} \neq 0.$$

What did we introduce the displacement current for?

We have found that *the magnetic field created the displacement current cannot be defined* and therefore, it makes no sense to ask whether such an undefinable quantity is zero or not.

In general, if we want to solve the Maxwell-Ampère equation, $\text{curl } \mathbf{H} = \mathbf{J} + \partial_t \mathbf{D}$, by superposition, then we should set

$$\text{curl } \mathbf{H}_1 = \mathbf{J}_1 + \partial_t \mathbf{D}_1, \quad \text{curl } \mathbf{H}_2 = \mathbf{J}_2 + \partial_t \mathbf{D}_2, \quad (5)$$

and divide not only the current density but also the displacement current density term, so that each of them satisfies

$$\text{div}(\mathbf{J}_1 + \partial_t \mathbf{D}_1) = 0, \quad \text{div}(\mathbf{J}_2 + \partial_t \mathbf{D}_2) = 0. \quad (6)$$

This is the *proper division of total current*. On the other hand the division of Eq. (4) makes no sense.

Let us consider a mathematical case to see why a simple-minded superposition does not hold. For a general linear map $A : X \rightarrow Y$, from a space X to another Y , let $\text{Im } A = \{A\mathbf{x} \mid \mathbf{x} \in X\} \subset Y$, which is called the range or image of A . In order that the linear equation

$$A\mathbf{x} = \mathbf{b},$$

has a solution $\mathbf{x} \in X$, the condition $\mathbf{b} \in \text{Im } A$ must be met. Even when $\mathbf{b} = \mathbf{b}_1 + \mathbf{b}_2 \in \text{Im } A$, if $\mathbf{b}_1, \mathbf{b}_2 \notin \text{Im } A$ then the superposition cannot be used. Because

$$A\mathbf{x}_1 = \mathbf{b}_1, \quad A\mathbf{x}_2 = \mathbf{b}_2,$$

have no solutions. An example is

$$A = \begin{bmatrix} 1 & 1 \\ 0 & 0 \end{bmatrix}, \quad \mathbf{b} = \begin{bmatrix} 2 \\ 0 \end{bmatrix}, \quad \mathbf{b}_1 = \begin{bmatrix} 1 \\ 1 \end{bmatrix}, \quad \mathbf{b}_2 = \begin{bmatrix} 1 \\ -1 \end{bmatrix}.$$

To make a situation where the solution is unique, we should set up another linear equation, $B\mathbf{x} = 0$, which corresponds to $\text{div}(\mu_0 \mathbf{H}) = 0$ in our case.

5 Biot-Savart's Law and Displacement Current

Here we will show that contrary to common belief Biot-Savart's law include the effect of displacement currents [21, 10].

For the sake of brevity, the Coulomb field is written as

$$\mathbf{G}(\mathbf{r}) := \frac{\mathbf{r}}{4\pi|\mathbf{r}|^3}.$$

With this, we have $\nabla \cdot \mathbf{G}(\mathbf{r}) = \delta^3(\mathbf{r})$, $\nabla \times \mathbf{G}(\mathbf{r}) = 0$, $\nabla(1/r) = -4\pi\mathbf{G}(\mathbf{r})$, where $\delta^3(\mathbf{r})$ is the delta function. (For calculation, we use $\nabla \cdot$, $\nabla \times$, and ∇ , instead of div , curl , and grad .)

The electric flux density for a charge q placed at the origin is $\mathbf{D}_q(\mathbf{r}) = q\mathbf{G}(\mathbf{r})$ and that for an electric dipole $\mathbf{p} = q\mathbf{l}$ at the origin is

$$\mathbf{D}_p(\mathbf{r}) = -(\mathbf{p} \cdot \nabla)\mathbf{G}(\mathbf{r}). \quad (7)$$

For the current element $I\Delta\mathbf{l}$ placed at the origin, the magnetic field created at the point \mathbf{r} is given by Biot-Savart law in the difference form

$$\Delta\mathbf{H}(\mathbf{r}) = I\Delta\mathbf{l} \times \mathbf{G}(\mathbf{r}). \quad (8)$$

The magnetic field due to the current I flowing through the closed circuit L is given as a superposition (integral)

$$\mathbf{H}(\mathbf{r}) = \oint_L d\mathbf{H}(\mathbf{r} - \mathbf{r}') = \oint_L I d\mathbf{l}' \times \mathbf{G}(\mathbf{r} - \mathbf{r}'), \quad (9)$$

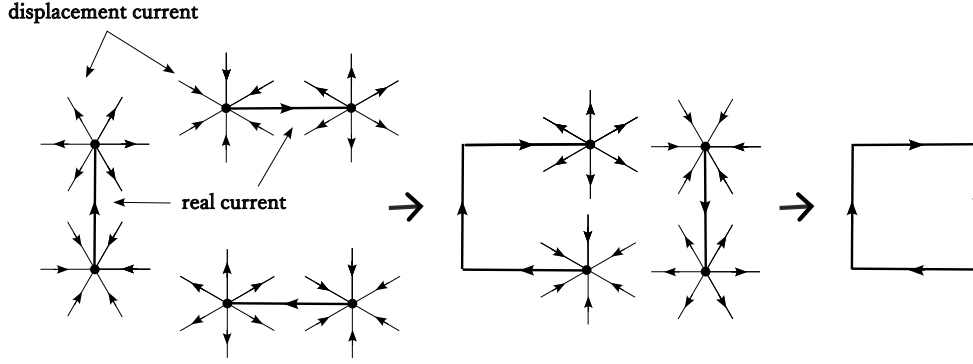


Figure 2: Counteracting displacement currents in current element connections

where $d\mathbf{l}'$ is a line element at position \mathbf{r}' on path L . Originally, the condition that " L is closed" was required by Biot-Savart's integrated formula initially.

Let us find the vortex of the magnetic field element (8). With the help of a vector analysis formula, we have

$$\begin{aligned}\nabla \times \Delta \mathbf{H}(\mathbf{r}) &= \nabla \times [(\Delta \mathbf{l}) \times \mathbf{G}(\mathbf{r})] \\ &= \Delta \mathbf{l} [\nabla \cdot \mathbf{G}(\mathbf{r})] - (\Delta \mathbf{l} \cdot \nabla) \mathbf{G}(\mathbf{r}) \\ &= \Delta \mathbf{l} \delta^3(\mathbf{r}) + \frac{\partial}{\partial t} \mathbf{D}_{l\Delta \mathbf{l}}(\mathbf{r}) =: \Delta \mathbf{J}_{\text{tot}}(\mathbf{r}).\end{aligned}\quad (10)$$

We note that in addition to the original current element $\Delta \mathbf{l}$ the additional term appears. This term is the time derivative of the electric flux density (7) for the electric dipole $\mathbf{p}(t) = It\Delta \mathbf{l}$ at the origin. It means that if a constant current I flows on the line element $\Delta \mathbf{l}$, then there accumulates charge $\pm Q(t) = \pm It$ at each end $\pm \Delta \mathbf{l}/2$ to form an electric dipole.

The total current $\Delta \mathbf{J}_{\text{tot}}$ (10) satisfies the stationary condition and the magnetic field $\Delta \mathbf{H}$ is generated by this total current $\Delta \mathbf{J}_{\text{tot}}$.

The condition that L is closed, which was originally assumed in the Biot-Savart equation, is actually unnecessary. When a current is formally integrated for an open path L with start (end) point \mathbf{r}_1 (\mathbf{r}_2), we obtain

$$\begin{aligned}\mathbf{J}_{\text{tot}}(\mathbf{r}) &= \int_L d\mathbf{J}_{\text{tot}}(\mathbf{r}-\mathbf{r}') \\ &= I \int_L d\mathbf{l}' \delta^3(\mathbf{r}-\mathbf{r}') + I \mathbf{G}(\mathbf{r}-\mathbf{r}') \Big|_{\mathbf{r}'=\mathbf{r}_1}^{\mathbf{r}_2}.\end{aligned}\quad (11)$$

As shown in Fig. 2, when the current elements are connected (integrated), the displacement currents from opposing end-points cancel each other and only those at the two extreme ends of the path remain. This is similar to the case where small bar magnets are connected to form a long chain. The magnetic fields of opposite polarity at the connection points cancel each other, and only the magnetic fields from the poles at both ends survive.

In the end, the Biot-Savart's equation (9) can be applied even for unsteady (open) currents, just with the modification

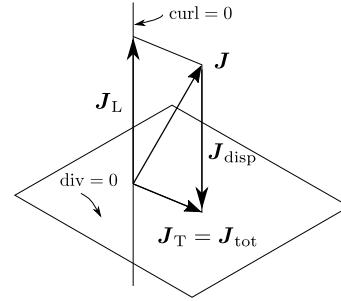


Figure 3: Helmholtz decomposition of current distribution

of integration path; $\oint \rightarrow \int$, which is beyond the originally intended scope of application.

Although it is an integral of the current distribution \mathbf{J} , the total current $\mathbf{J}_{\text{tot}} = \mathbf{J} + \mathbf{J}_{\text{disp}}$ is automatically taken into account and the corresponding magnetic field is given.

This fact has been pointed out by from time to time [19, 30], but many people still mistakenly believe that when using Biot-Savart they can calculate the magnetic field only due to the conduction currents that they give. But even if you don't order the displacement current, it will always come by itself. This "hidden trick" is one of the sources of confusion over the displacement current.

Even though both Biot-Savart's law and Ampère's law were established in the same year (1920), only the former concealed the effect of displacement current that will be exposed 45 years later.

6 Helmholtz Decomposition of Vector Fields

From a mathematical point of view, we take a closer look at how the Biot-Savart equation automatically incorporates the effect of displacement currents. The current density field \mathbf{J} (or a three dimensional vector field in general) can be divided into the "curl-free" component \mathbf{J}_L and the "divergence-free"

	\mathbf{J}	\mathbf{J}_T	\mathbf{J}_L
	\mathbf{J}	\mathbf{J}_{tot}	$(-\mathbf{J}_{\text{disp}})$
Current element	$\mathbf{p} \delta^3(\mathbf{r})$	$(\mathbf{p} \times \nabla) \times \mathbf{G}(\mathbf{r})$	$(\mathbf{p} \cdot \nabla) \mathbf{G}(\mathbf{r})$
Semi-infinite linear current			
Spherically symmetric current		0	
Charging capacitor			

Figure 4: Examples of Helmholtz decomposition of current distribution

component \mathbf{J}_T , namely,

$$\mathbf{J}(\mathbf{r}) = \mathbf{J}_L(\mathbf{r}) + \mathbf{J}_T(\mathbf{r}),$$

$$\text{curl } \mathbf{J}_L(\mathbf{r}) = 0, \quad \text{div } \mathbf{J}_T(\mathbf{r}) = 0. \quad (12)$$

This is the so-called Helmholtz decomposition [19, 20, 22]. The uniqueness of the decomposition requires that the field quantities converge quickly to zero at infinity, which is satisfied in the present case. The curl-free and divergence-free fields are also called the “longitudinal” and “transverse” fields, respectively, which are denoted by subscripts “L” and “T”. The latter names are derived from the relations of their Fourier transform to the wavevector \mathbf{k} ;

$$\mathbf{k} \times (\mathcal{F} \mathbf{J}_L)(\mathbf{k}) = 0, \quad \mathbf{k} \cdot (\mathcal{F} \mathbf{J}_T)(\mathbf{k}) = 0.$$

The Biot-Savart law for the three-dimensional current density $\mathbf{J}(\mathbf{r})$ is

$$\mathbf{H}(\mathbf{r}) = \int_V d\mathbf{v}' \mathbf{J}(\mathbf{r}') \times \mathbf{G}(\mathbf{r} - \mathbf{r}'), \quad (13)$$

and its vortex is

$$\text{curl } \mathbf{H}(\mathbf{r}) = \mathbf{J}(\mathbf{r}) - \int_V d\mathbf{v}' (\nabla' \cdot \mathbf{J}(\mathbf{r}')) \mathbf{G}(\mathbf{r} - \mathbf{r}'). \quad (14)$$

The first term is just the given current density. With the charge conservation of law $\nabla \cdot \mathbf{J}(\mathbf{r}) + \partial_t \varrho(\mathbf{r}, t) = 0$, the second term turns out to be the displacement current density:

$$\int_V d\mathbf{v}' \partial_t \varrho(\mathbf{r}', t) \mathbf{G}(\mathbf{r} - \mathbf{r}') = \partial_t \mathbf{D}(\mathbf{r}, t).$$

We can verify that $\partial_t \mathbf{D}$ is longitudinal.

Equation (14) can be rewritten as

$$\text{curl } \mathbf{H}(\mathbf{r}) = \mathbf{J}(\mathbf{r}) - \hat{L} \mathbf{J}(\mathbf{r}) = (\hat{1} - \hat{L}) \mathbf{J}(\mathbf{r}),$$

where $\hat{1}$ is the identity operator, and the operator \hat{L} acts on the vector field $\mathbf{J}(\mathbf{r})$ to create a new vector field:

$$(\hat{L} \mathbf{J})(\mathbf{r}) := \int_V d\mathbf{v}' (\nabla' \cdot \mathbf{J}(\mathbf{r}')) \mathbf{G}(\mathbf{r} - \mathbf{r}'). \quad (15)$$

The operator \hat{L} gives the longitudinal field components of a vector field.

We define another operator $\hat{T} := \hat{1} - \hat{L}$, which gives the transverse field component $\hat{T} \mathbf{J}$. The operators \hat{L} and \hat{T} are equipped with the properties of projection operators, namely,

$$\hat{T}^2 = \hat{T}, \quad \hat{L}^2 = \hat{L}, \quad \hat{T} \hat{L} = \hat{L} \hat{T} = 0.$$

As shown in Fig. 3, the Biot-Savart law gives the magnetic field due to the transverse component of the current density $\mathbf{J}_T = \hat{T} \mathbf{J} = \mathbf{J} - \mathbf{J}_L$, or due to the total current density

$$\mathbf{J}_{\text{tot}} := \mathbf{J} + \mathbf{J}_{\text{disp}}.$$

From these equations, we know that the displacement current is the curl-free (longitudinal) component with sign changed of the given current:

$$\mathbf{J}_{\text{disp}} = -\mathbf{J}_L (= \partial_t \mathbf{D}). \quad (16)$$

Adding the displacement current density \mathbf{J}_{disp} to the current density \mathbf{J} means the cancellation of the longitudinal component \mathbf{J}_L to yield \mathbf{J}_T or \mathbf{J}_{tot} . The difference between the subtraction and the sum gives a very different impression.

In the course of deriving the Biot-Savart's law from Maxwell's equations, we confirm why the former includes the effect of displacement currents. With the curl of the Maxwell-Ampère's law, $\text{curl } \text{curl } \mathbf{H} = \text{curl } \mathbf{J}_T$, $\mathbf{J}_T = \mathbf{J} + \partial_t \mathbf{D}$, and $\text{div}(\mu_0 \mathbf{H}) = 0$, we have

$$\nabla^2 \mathbf{H} = -\text{curl } \mathbf{J}_T,$$

where $\text{curl } \text{curl} = \text{grad } \text{div} - \nabla^2$ is used. The solution to this (vector) Poisson's equation [22] is

$$\mathbf{H}(\mathbf{r}) = \int d\mathbf{v}' \mathbf{J}_T(\mathbf{r}') \times \mathbf{G}(\mathbf{r} - \mathbf{r}') =: (\hat{f}_T \mathbf{J}_T)(\mathbf{r}), \quad (17)$$

where the operator \hat{f}_T is defined so as to map a transverse current \mathbf{J}_T to the corresponding magnetic field \mathbf{H} . This map, which can be written symbolically $\mathbf{H} = \text{curl}^{-1} \mathbf{J}_T$, is invertible, i.e., one-to-one. For a general current \mathbf{J} , we should have

$$\mathbf{H} = \hat{f}_T \hat{T} \mathbf{J} =: \hat{f}_{BS} \mathbf{J},$$

which corresponds to the Biot-Savart's law (13). The two-step operation, $\hat{f}_{BS} = \hat{f}_T \hat{T}$ is *not invertible*. The current distribution cannot be uniquely determined from the magnetic field. This fact is overlooked so often.

In order to fix the problem of improper division of Eq. (4), we can apply \hat{T} for each current.

$$\text{curl } \mathbf{H} = \hat{T} \mathbf{J} = \mathbf{J} + \partial_t \mathbf{D}, \quad \text{curl } \mathbf{H}_d = \hat{T}(\partial_t \mathbf{D}) = 0.$$

Then, in the second equation, the displacement current $\partial_t \mathbf{D}$ certainly disappears and \mathbf{H}_d vanishes. But we should remember that it reappears in the first equation and contribute to \mathbf{H} . We cannot erase the displacement current.

7 Example of Helmholtz Decomposition of Current Distribution

In Fig.4, the Helmholtz decomposition is shown for several current distributions. All of these examples has been used to discuss displacement currents. Each of them is briefly described below. We have already mentioned in Sec. 5 about the current elements in the first row. In the case of point charge q moving at velocity \mathbf{v} , we can set $\mathbf{p} = q\mathbf{v}$, instead of $I\Delta l$.

7.1 Semi-infinite linear current

If a constant current I is flowing along the half line ($z \leq 0$) along the z -axis, the charge must be accumulated at the origin as $Q(t) = It + Q(0)$, where $Q(0)$ is the charge at time $t = 0$.

Electric flux density of Coulomb type and the associated displacement current density $\partial_t \mathbf{D}(t, \mathbf{r}) = I\mathbf{G}(\mathbf{r})$ are generated. We can derive the magnetic fields in two ways, i.e., with Biot-Savart's law and Maxwell-Ampère's formula.

Using cylindrical coordinates (ρ, ϕ, z) , the Biot-Savart law for an open path, $L = \{\mathbf{r}' = z\mathbf{e}_z \mid -\infty < z \leq 0\}$, we have

$$\begin{aligned} H_\phi(\mathbf{r}) &= H_\phi(\rho, z) = \int_L I dze_z \times \mathbf{G}(\mathbf{r} - \mathbf{r}') \\ &= \frac{I}{4\pi} \int_{-\infty}^0 \frac{\rho dz'}{[(z - z')^2 + \rho^2]^{3/2}} = \frac{I}{4\pi\rho} \left(1 - \frac{z}{\sqrt{z^2 + \rho^2}} \right). \end{aligned}$$

Secondly, to apply Maxwell-Ampère's formula, consider a spherical surface with radius $R = \sqrt{\rho^2 + z^2}$ centered at the origin. We have a latitude line C defined by $\theta = \tan^{-1}(\rho/z) = \text{const}$. Let S_+ (S_-) be the northern (southern) spherical crown

cut by C . Note that $C = \partial S_+ = -\partial S_-$. Applying the Maxwell-Ampère formula (1) for both surfaces, we have

$$\oint_C \mathbf{H} \cdot d\mathbf{l} = \int_{S_+} \partial_t \mathbf{D} \cdot d\mathbf{S} = - \int_{S_-} (\mathbf{J} + \partial_t \mathbf{D}) \cdot d\mathbf{S}.$$

The left hand side is $2\pi\rho H_\phi(\rho, z)$. The middle side is evaluated as follows. Since the magnitude of the displacement current on a sphere of radius R is $\partial_t \mathbf{D} = I/(4\pi R^2)$, it is perpendicular to the sphere, and the area of S_+ is $|S_+| = 2\pi R^2(1 - \cos \theta)$, we have

$$\partial_t \mathbf{D} |S_+| = \frac{I}{2}(1 - \cos \theta).$$

Similary for the right hand side using $|S_-| = 2\pi R^2(1 + \cos \theta)$ and $\int_{S_-} \mathbf{J} \cdot d\mathbf{S} = -I$, we have

$$I - \partial_t \mathbf{D} |S_-| = I - \frac{I}{2}(1 + \cos \theta).$$

Thus, the same result is obtained by using either of the surfaces:

$$H_\phi(\rho, z) = \frac{I}{4\pi\rho}(1 - \cos \theta) = \frac{I}{4\pi\rho} \left(1 - \frac{z}{\sqrt{\rho^2 + z^2}} \right).$$

This result agrees with the previous result by Bio-Savart's law. In this method we had to consider the displacement currents explicitly, otherwise, the solution is not uniquely determined.

7.2 Spherically symmetric current distribution

To back up the false claim that displacement currents do not create magnetic fields, the fallacious theory that "spherically symmetric currents do not create a magnetic field due to their symmetry" is developed. Combining Biot-Savart's equation and symmetry for each part of the current, it is attempted to show that the magnetic field is zero.

As an example, let's take a look at section 9.2 of Purcell's textbook [18]. Noting that a curl-free field like displacement current density can be written as a superposition of spherically symmetric Coulomb-type vector fields, it continues,

... the magnetic fields of any radial, symmetrical current distribution, calculated via Biot-Savart, is zero. To understand why, consider a radial line through a given line through a given location. At this location, the Biot-Savart's contributions from a pair of points symmetrically located with respect to this line are equal and opposite, as you can verify. The contributions therefore cancel in pairs, yielding zero field at the given location.

Here the fact is forgotten that Biot-Savart's law includes the effect of displacement current, which in this case is spherically symmetric but flows in the opposite direction.

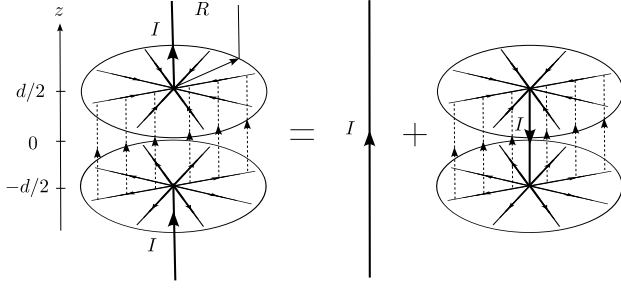


Figure 5: Charging capacitor. The spacing d is exaggerated compared with the radius R . The displacement current is uniformly distributed.

In his famous series of text book [23], Feynman correctly explained the situation of spherically symmetric current using a model where a small sphere with radioactive material is squirting out some charged particles.

Physically speaking, as shown in Fig. 3, spherically symmetric currents can be thought of as a large number of semi-linear currents isotropically combined at a single point. In this case, the displacement currents at the endpoints add up to exactly cancel the original currents. The total current becomes zero in all places, and therefore the magnetic field is also zero. The magnetic field vanishes not owing to the cancellation of real currents. In short, if the symmetric current (conducting or displacement) is purely longitudinal, the total current is zero.

7.3 Charging capacitor

The Charging capacitor problem is one of the reasons why Maxwell came up with the idea of displacement current. The debate continues over this model, as to whether the displacement current between the electrodes creates a magnetic field or not [14, 15, 24].

Surprisingly, miscalculations are found, from time to time, in dealing with this problem. For example, Roche [14] made wrong calculation in his historical survey paper on the controversy over the reality of displacement current. Jackson[15] pointed out the mistake and complained that the paper is marred by imprecision, sloppy notation, and downright mistakes.

For simplicity, let us assume an axisymmetric system around z -axis as shown in Fig. 5. Let R be the radius of the electrodes and d be the spacing. The system is assumed to be charged by a constant current I through the conducting wires. Assuming that $d \ll R$, the electric flux density between the electrodes is spatially uniform and given as $D_z(t) = It/\pi R^2$.

Since the current has no angular component, $J_\phi = 0$, the magnetic field has only the azimuthal component H_ϕ . The magnetic field due to the current I on the straight conductor is

$$H_\phi^{(1)}(\rho, z) = \frac{I}{2\pi\rho}. \quad (18)$$

The current I in the wire $z < -d/2$ reaches the electrode at $z = -d/2$ and spreads radially and the electrode is charged with a uniform charge surface density. The linear density of this radial current $K_\rho(\rho)$ is dependent on ρ and can be determined by the charge conservation condition and the uniformity. With the two-dimensional divergence formula we have $\rho^{-1}(d/d\rho)[\rho K_\rho(\rho)] = \text{const}$. Under the boundary conditions $(2\pi\rho K_\rho)(0) = I$ and $K_\rho(R) = 0$, the differential equation can be solved;

$$K_\rho(\rho) = \frac{I}{2\pi\rho} \left(1 - \frac{\rho^2}{R^2}\right). \quad (19)$$

For the other electrode at $z = d/2$, the surface current density is $-K_\rho(\rho)$.

The straight conductor has a gap $-d/2 < z < d/2$ of length d . The $H_\phi^{(1)}$ includes its contribution. Therefore, we have to introduce a current of $-I$ flowing in this segment [15]. (Roche [14] missed this contribution, which remains even in the limit, $d \rightarrow 0$.) If we connect this current element to the two surface currents, the displacement currents from these two connection points become zero and only those between the electrodes remain.

In order to apply Ampère-Maxwell's law, we set up a circular loop, $\rho = \text{const}$ between the electrodes ($-d/2 < z < d/2$). For $\rho \leq R$, we have $2\pi\rho H_\phi^{(2)} = -I + I\rho^2/R^2$, or

$$H_\phi^{(2)}(\rho, z) = \frac{I}{2\pi\rho} \left(-1 + \frac{\rho^2}{R^2}\right),$$

For $\rho > R$, we note $H_\phi^{(2)} = 0$. By superposition, we have the magnetic field of all position as

$$H_\phi(\rho, z) = H_\phi^{(1)}(\rho, z) + H_\phi^{(2)}(\rho, z) = \begin{cases} \frac{I}{2\pi} \frac{\rho}{R^2} & (\rho \leq R, -d/2 < z < d/2) \\ \frac{I}{2\pi} \frac{1}{\rho} & (\text{otherwise}) \end{cases}. \quad (20)$$

The difference between the magnetic fields inside and outside the electrodes is equal to the surface current density (19):

$$H_\phi(\rho, d/2 + 0) - H_\phi(\rho, d/2 - 0) = K_\rho(\rho).$$

This current splitting in Fig. 5, which follows the rule (5), is a clever way to avoid displacement currents except those between these electrodes.

Many experiments on charging capacitor have been conducted [25, 26, 27, 28]. Especially, the careful measurement by Bartlett and Corle [27] seems very precise and consistent with Eq. (20). But the title of paper "Measuring Maxwell's displacement current inside a capacitor" is misleading, because what was measured was the magnetic field inside the capacitor. As authors admitted in the very last paragraph (and later in [29]),

What we have shown, then, is that the Biot-Savart law applies to open as well as to closed circuits. One may write the differential form of this law as $d\mathbf{B} = Id\mathbf{l} \times \mathbf{R}/R^3$, without the usual caveat that only the integral around a closed loop is meaningful.

The experiment does not answer the question whether the displacement current generate magnetic field or not (or the question itself is meaningless). In my opinion, it should be stressed that the vortex of the magnetic field between the electrodes was actually measured. The existence of such vortices cannot be explained without displacement currents. Furthermore it might be interesting to demonstrate that when the wiring path to the capacitor is changed (e.g., to form a coil) so as the magnetic field between the electrodes is disturbed, the uniform vortex is still maintained.

Magnetic fields generated by a capacitor discharging through the partially conducting spacer are discussed in confusion from time to time (leaky capacitor) [13]. The field profile can better be understood in terms of that for a current element (see Fig. 4).

8 Displacement Currents and Electromagnetic Waves

Let us look at the relationship between displacement currents and electromagnetic waves utilizing the Helmholtz decomposition (12). From two of the Maxwell equations and the constitutive relation of vacuum

$$\begin{aligned} \frac{\partial \mathbf{B}}{\partial t} &= -\text{curl } \mathbf{E}, & \frac{\partial \mathbf{D}}{\partial t} &= \text{curl } \mathbf{H} \\ \mathbf{D} &= \epsilon_0 \mathbf{E}, & \mathbf{H} &= \mu_0^{-1} \mathbf{B}, \end{aligned} \quad (21)$$

we have the equations for the plane waves propagated in the z direction (assuming $\partial_x = \partial_y = 0$ and x polarization, i.e., $E_y = 0$)

$$\epsilon_0 \frac{\partial E_x}{\partial z} = -\frac{\partial H_y}{\partial t}, \quad \mu_0 \frac{\partial H_y}{\partial z} = -\frac{\partial E_x}{\partial t}.$$

The d'Alembert solution to the hyperbolic partial differential equations is

$$E_x(t, z) = f(z - c_0 t) + g(z + c_0 t).$$

The f and g are arbitrary functions. These waves are propagated at the velocity $\pm c_0 = \pm \sqrt{\mu_0/\epsilon_0}$. If there were no displacement current term, then $c_0 \rightarrow \infty$ and no wave solution existed.

So far, we assumed the case where the steady current condition is violated ($\text{div } \mathbf{J} \neq 0$, i.e. $\partial_t \mathbf{D} \neq 0$). We now relax the condition further and consider the case where the magnetic field is also time-varying ($\partial_t \mathbf{B} \neq 0$).

We separate Maxwell's equations into the longitudinal and transverse components. Since the magnetic flux density satisfies $\text{div } \mathbf{B} = 0$, we have $\mathbf{B} \equiv \mathbf{B}_T$, or $\mathbf{B}_L = 0$. The equation of electromagnetic induction is

$$\text{curl}(\mathbf{E}_T + \mathbf{E}_L) = \text{curl } \mathbf{E}_T = -\partial_t \mathbf{B}_T. \quad (22)$$

For the electric flux density, from $\text{div}(\mathbf{D}_T + \mathbf{D}_L) = \text{div } \mathbf{D}_L = \rho$, the longitudinal component \mathbf{D}_L is related to the charge density ρ . On the other hand, the transverse component $\mathbf{D}_T = \epsilon_0 \mathbf{E}_T$ is related to the electromagnetic induction equation (22).

Substituting $\mathbf{H} = \mathbf{H}_T = \mu_0^{-1} \mathbf{B}_T$, into Maxwell-Ampère's equation, we have

$$\text{curl } \mathbf{H}_T = \mathbf{J}_T + \partial_t \mathbf{D}_T + (\mathbf{J}_L + \partial_t \mathbf{D}_L).$$

Since the left-hand side is a transverse field (divergence-free), as in the case of a stationary field, the longitudinal components cancel each other; $\mathbf{J}_L + \partial_t \mathbf{D}_L \equiv 0$. This can be regarded as the role of the longitudinal component of the displacement current. In summary, we have

$$\begin{aligned} \text{curl } \mathbf{E}_T &= -\partial_t \mathbf{B}_T, & \text{curl } \mathbf{H}_T &= \mathbf{J}_T + \partial_t \mathbf{D}_T, \\ \mathbf{B}_L &= 0, & \text{div } \mathbf{D}_L &= \rho, & \mathbf{J}_L + \partial_t \mathbf{D}_L &= 0. \end{aligned} \quad (23)$$

Since there is no divergence for both fields \mathbf{J}_T and $\partial_t \mathbf{D}_T$, they can be splitted properly and the magnetic field created by each of them can be defined. By the coupling of the first two equations due to the transverse displacement currents, hybridization of the transverse components of the electric and magnetic fields, i.e., electromagnetic wave modes are enabled.

In particular, for $\mathbf{J}_T = 0$, a free solution exists. Since the transverse displacement current $\partial_t \mathbf{D}_T$ is not bounded by the real current, the electromagnetic wave can propagate far from the source. In fact the dependence of the longitudinal component of the displacement current on the distance from the source is at most $1/R^2$, that of the electromagnetic wave, i.e., the transverse component, is $1/R$.

Sometimes the Jefimenko equation, which is a dynamical extension of Coulomb's law and Biot-Savart's law, is used to rule out the contribution of displacement currents in quasi-static cases [31]. But arguments in this direction only complicate things and do not seem useful.

9 Summary

The controversy over the meaning of displacement currents tends to get lost in the choice between creating a magnetic field or not. Such confusion arises from the following facts.

- In the case of non-stationary currents, neither magnetic field created by conduction current nor that created by displacement current can be defined.
- In solving Maxwell-Ampère's equation by superposition, the right-hand side cannot be divided arbitrarily ignoring

the inseparability of the displacement current and the current.

- The effect of displacement current is automatically incorporated in the magnetic field calculated by Biot-Savart's law.

The existence of displacement current is subtle and elusive, and it was only discovered through Maxwell's deep insight. He emphasized the importance of the unity of the current and the displacement current, and defined the sum of them as total current J_{tot} . He wrote down the fundamental equations of the electromagnetic field using the total current J_{tot} .

As we have seen, each of the longitudinal and transverse components of displacement currents plays a different role. Although the former was the initial impetus for the introduction of displacement currents, it plays a shadow role to counteract the longitudinal component of the current. On the other hand, the latter plays a prominent role in propagating electromagnetic waves

While attempting to distinguish the roles of current and displacement current, researchers have fallen for the trap of Bio-Savart's equation. In particular, the statement that the displacement current does not produce a magnetic field may leads to underestimation of displacement currents, or even to lost sight of its essential role in electromagnetic waves.

References

- [1] J.C. Maxwell, "A dynamical theory of the electromagnetic field," *Phil. Trans. Roy. Soc. London*, vol. 155, pp. 459–512, 1885.
- [2] T.K. Simpson, "Maxwell on the Electromagnetic Field", p. 292, Rutgers Univ. Press, 1997.
- [3] W. Weber and R. Kohlrausch, "The quantity of electricity which flows in galvanic currents through the cross-section of a conductor," *Annalen der Physik*, vol. 99, p–10, 1856.
- [4] J.C. Maxwell, "A Treatise on Electricity and Magnetism," vol. II, Dover, 1954, part IV, chap. IX.
- [5] W. Warburton, "Displacement currents, a useless concept," *Am. J. Phys.*, vol. 22, pp. 299, 1954.
- [6] W. G. V. Rosser, "Does the displacement current in empty space produce a magnetic field?" *Am. J. Phys.*, vol. 44, pp. 1221, 1976.
- [7] M. Planck, translated by H.L. Brose, *Introduction to theoretical Physics* (MacMillan and Company Ltd, London 1932) Vol. III pp.195–7
- [8] J.W. Arthur, "An elementary view of Maxwell's displacement current," *IEEE. Antenna Propag.*, vol. 51, pp. 58–68, 2009.
- [9] K.T. Selvan, "A revisiting of scientific and philosophical perspectives on Maxwell's displacement current," *IEEE. Antenna Propag.* vol. 51, pp. 36–46, 2009.
- [10] A. Bierman, "Derivation of the displacement current from the Biot-Savart Law," *Am. J. Phys.*, vol. 29, pp. 355–356, 1961.
- [11] T.A. Weber and D. J. Macomb, "On the equivalence of the laws of Biot-Savart and Ampère," *Am. J. Phys.*, vol. 57, pp. 57–59, 1989.
- [12] A.M. Wolsky, "On a charge conserving alternative to Maxwell's displacement current," *Eur. J. Phys.* vol. 36, p. 035019, 2015.
- [13] A. P. French and J. R. Tessman, "Displacement currents and magnetic fields," *Am. J. Phys.*, vol. 31, pp. 201–204, 1963.
- [14] J. Roche, "The present status of Maxwell's displacement current," *Eur. J. Phys.*, vol. 19, pp. 155–66, 1998.
- [15] J.D. Jackson, "Maxwell's displacement current revisited," *Eur. J. Phys.*, vol. 20, pp.495–499, 1999.
- [16] J. Roche, "Reply to J D Jackson's 'Maxwell's displacement current revisited'," *Eur. J. Phys.* vol. 21, pp. L27-28, 2000.
- [17] J.D. Jackson, "Reply to Comment by J Roche on 'Maxwell's displacement current revisited'," *Eur. J. Phys.*, vol. 21, pp. L29–L30, 2000.
- [18] E.M. Purcel and D.J. Morin, "Electricity and Magnetism," 3rd ed., Cambridge Univ. Press, 2013 section 9.2.
- [19] D.J. Griffiths: *Introduction to Electrodynamics*, 3rd ed. (Prentice Hall, 1999) problem 7.55 and Appendix B.
- [20] G.B. Arfken, H.J. Weber, and F.E. Harris, "Mathematical Methods for Physicists, A Comprehensive Guide," 7th ed., Sec. 3.9, Academic Press, 2013.
- [21] J.D. Jackson, "Classical Electrodynamics," 3rd ed., Sec. 5.3, John Wiley & Sons, 1999
- [22] W.K.H. Panofsky and M. Phillips, "Classical Electricity and Magnetism," 2nd ed., Chap. 1, Addison Wesley, 1962.
- [23] R.P. Feynman, R.B. Leighton, and M. Sands: *The Feynman Lectures on Physics II* (Addison-Wesley, 1977) Sec. 18-2.
- [24] A.J. Dahm, "Calculation of the displacement current using the integral form of Ampère's law," *Am. J. Phys.*, vol. 46, p. 1227, 1978.
- [25] M.R. van Cauwenberghe, "Vérification expérimentale de l'équivalence électromagnétique entre les courants de déplacement de Maxwell et les courants de conduction," *J. Phys. Radium*, vol. 10, p. 303, 1929.

- [26] T.R. Carver and J. Rajhel, “Direct ‘literal’ demonstration of the effect of a displacement current,” *Am. J. Phys.*, vol. 42, pp. 246–249, 1974.
- [27] D.F. Bartlett and T.R. Corle, “Measuring Maxwell’s displacement current inside a capacitor,” *Phys. Rev. Lett.*, vol. 55, pp. 59–62, 1985.
- [28] G. Scheler and G.G. Paulus, “Measurement of Maxwell’s displacement current with core and induction coil,” *Eur. J. Phys.*, vol. 36, p. 055048(9), 2015.
- [29] D.F. Bartlett, “Conduction current and the magnetic field in a circular capacitor,” *Am. J. Phys.*, vol. 58, pp. 1168–1172, 1990.
- [30] J.A. Milsom, “Untold secrets of the slowly charging capacitor experiments,” *Am. J. Phys.*, vol. 88, pp. 194–199, 2020
- [31] D.J. Griffiths and M.A. Heald, “Time-dependent generalizations of the Biot-Savart and Coulomb laws,” *Am. J. Phys.* vol. 59, pp. 111–117, 1991.