

# Attend Who is Weak: Enhancing Graph Condensation via Cross-Free Adversarial Training

Xinglin Li<sup>1</sup>, Kun Wang<sup>2,\*</sup>, Hanhui Deng<sup>3</sup>, Yuxuan Liang<sup>4</sup>, Di Wu<sup>5,\*</sup>

<sup>1</sup> lixinglin@hnu.edu.cn   <sup>2</sup> wk520529@mail.ustc.edu.cn   <sup>3</sup> denghanhui@hnu.edu.cn

<sup>4</sup> yuxliang@outlook.com   <sup>5</sup> dwu@hnu.edu.cn   \* Corresponding authors

## Abstract

In this paper, we study the *graph condensation* problem by compressing the large, complex graph into a concise, synthetic representation that preserves the most essential and discriminative information of structure and features. We seminally propose the concept of **Shock Absorber** (a type of perturbation) that enhances the robustness and stability of the original graphs against changes in an adversarial training fashion. Concretely, (I) we forcibly match the gradients between pre-selected graph neural networks (GNNs) trained on a synthetic, simplified graph and the original training graph at regularly spaced intervals. (II) Before each update synthetic graph point, a Shock Absorber serves as a gradient attacker to maximize the distance between the synthetic dataset and the original graph by selectively perturbing the parts that are underrepresented or insufficiently informative. We iteratively repeat the above two processes (I and II) in an adversarial training fashion to maintain the highly-informative context without losing correlation with the original dataset. More importantly, *our shock absorber and the synthesized graph parallelly share the backward process in a free training manner. Compared to the original adversarial training, it introduces almost no additional time overhead.*

We validate our framework across 8 datasets (3 graph and 5 node classification datasets) and achieve prominent results: for example, on Cora, Citeseer and Ogbn-Arxiv, we can gain nearly 1.13% ~ 5.03% improvements compare with SOTA models. Moreover, our algorithm adds only about 0.2% to 2.2% additional time overhead over Flickr, Citeseer and Ogbn-Arxiv. Compared to the general adversarial training, our approach improves time efficiency by nearly 4-fold. **The code is available in the supplementary material.**

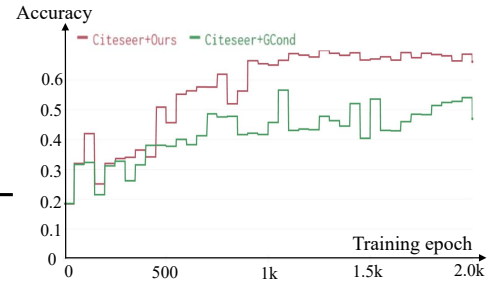
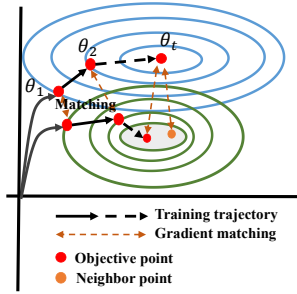
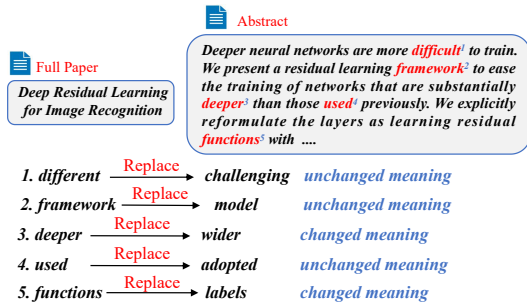
## Introduction

Graphs serve as a ubiquitous representation for a diverse range of real-world data, encompassing domains such as social networks (Guo and Wang 2020; He et al. 2017; Wang et al. 2019), chemical molecules (Wang et al. 2022; Yang et al. 2023; Du et al. 2022), transportation systems (Hong et al. 2020; Jin et al. 2023), and recommender systems (Wu et al. 2022b), among many others. As the tailor-made designs, Graph neural networks (GNNs) (Kipf and Welling 2017; Hamilton, Ying, and Leskovec 2017; Velickovic et al. 2018; Dwivedi et al. 2020) have become a prevalent solution for machine learning tasks on graph-structured data, and have

exhibited outstanding performance across a broad spectrum of graph-related applications (Zhou et al. 2020; Ji et al. 2021; Yue et al. 2020; Gupta, Matta, and Pant 2021).

However, real-world scenarios often involve large-scale graphs with millions of nodes and edges (Hu et al. 2020; Li et al. 2020), which presents significant computational overheads when training GNNs (Xu et al. 2019; You et al. 2020; Duan et al. 2022). Worse still, fine-tuning hyperparameters and identifying suitable training schemes for self-supervised models can be both expensive and resource-intensive, particularly for large-scale graphs with dense connections. To this end, when a GNN is making a prediction, one naturally raises a question: *is it possible to effectively simplify or reduce the graph to not only accelerate graph algorithms, including GNNs, but also aid in storage, visualization, and retrieval for associated graph data analysis tasks (Jin et al. 2022b,a; Toader et al. 2019; Zhang et al. 2021)?*

To address this inefficiency, existing approaches typically fall into two research lines – **graph sampling** and **graph distillation**. Within the first class, many endeavors (Chen, Ma, and Xiao 2018; Eden et al. 2018; Chen et al. 2021; Sui et al. 2022; Gao and Ji 2019; Lee, Lee, and Kang 2019) have investigated the use of custom-built sampling approaches to reduce the computational footprint of GNNs (including some pruning methods). These methods aim to identify the discriminative edges or nodes to enhance training or inference efficiency. Nevertheless, sampling or pruning graph nodes or edges may cause massive information loss, resulting in performance collapse (Wu et al. 2022a; Wang et al. 2023). To this end, many studies focus on the graph distillation research line. In contrast to simplifying the graph structure or nodes, the second research line targets condensing the large original graph into a small, synthetic, and highly informative graph. The objective is to train GNNs on the condensed graph, such that their performance is comparable to those trained on the original graph (Ying et al. 2018; Roy et al. 2021; Ranjan, Sanyal, and Talukdar 2020; Jin et al. 2022b,a). It is worth emphasizing that there are fewer prior studies on pruning or compressing GNNs (Bahri, Bahl, and Zafeiriou 2021; Wang et al. 2021; Tailor, Fernandez-Marques, and Lane 2020), which can bring the salient benefits for power-efficient graph representation learning. However, they cannot be extracted and modeled in data-level optimization, which goes out of the scope of our work.



**Figure 1:** *Left:* The motivation of our proposal. *Middle:* Traditional gradient matching can find a synthetic dataset with the closest parameters to the original dataset, near the red point, and the synthesized data (yellow point) to be close to the original dataset. However, the original gradient matching algorithm cannot effectively explore this neighborhood, resulting in a lack of resilience and robustness in the training process. *Right:* The training example of our proposal on Citeseer dataset (compared with SOTA model GCond).

Generally, graph distillation draws inspiration from data distillation techniques (Wang et al. 2018; Nguyen et al. 2021; Liu et al. 2022; Bohdal, Yang, and Hospedales 2020; Nguyen, Chen, and Lee 2021) and aims to ensure consistency between raw and synthetic datasets by constraining the soft labels across both sets. Recently, some trajectory matching algorithms show great prominence in image (Kim et al. 2022; Lee et al. 2022; Jiang et al. 2022) and graph realms (Jin et al. 2022b,a). Concretely, these frameworks adopt parameter or gradient matching scheme w.r.t the condensed set and raw data during the training process. Though promising, enforcing gradient matching results in an inelastic compression process, as shown in Fig. 1 (*Left*). When we summarize a paper into an abstract, we can easily see that replacing some words does not change the meaning of abstract. The appearance of these synonyms in the synthetic data set will not change the meaning, but the trajectory matching expects that the synthetic set is **completely** consistent with the original set under each step of the training process.

**Research gap.** Given a more intuitive instance (Fig. 1 (*Middle*)), graph trajectory matching algorithms enforce gradient consistency and provide a rigid parameter space that limits the flexibility during the training. In fact, these methods may not explore the impact of certain parameters that are similar in the vicinity of the optimal matching point.

This paper targets at overcoming this tricky hurdle and explores a more robust graph condensation framework. We propose a *graph robust condensation algorithm*, (**GroC**), a principled adversarial training (bi-level optimization) framework that explores the neighborhood space of the parameters that have the greatest impact on the original matching process. To achieve this, we painstakingly design a **Shock Absorber** operator to attach perturbations of adversarial training in specific positioned location of the synthetic dataset. To highlight, the optimization process of our GroC is: (i) **robust**, as the training compression process is more stable and robust, which can better find a compressed subset (see the example in Fig. 1 *Right*); (ii) **one-stop-shop**, since it is completely free of human labor of trial-and-error on perturbations and locations choices. (iii) **time-efficient**, through free training algorithm, we parallelize the entire process of optimizing adversarial perturbations and synthesizing datasets, ensuring that virtually no additional time overhead is introduced.

**Contributions.** Our contributions can be summarized as

follows: (1) We propose a robust adversarial training-based graph condensation framework called GroC for more effectively learning the robust representation space of the synthetic data, by attaching perturbations on the synthetic graph during the gradient matching process. (2) Shock Absorber operator can not only help our model achieve prominent performances, but also serve as a general operator for other compression frameworks. (3) Building on our insights, we train our framework on graph/node classification tasks. Stuningly, our model can yield SOTA results on various graph benchmarks, *e.g.*, for example, on Cora, Citeseer and Ogbn-Arxiv, we can gain nearly 1.13% ~ 5.03% improvements compare with SOTA models under a smaller variance. Moreover, our algorithm adds only about 0.2% to 2.2% additional time overhead over Flickr, Citeseer and Ogbn-Arxiv. These results empirically demonstrate the effectiveness and robustness of our proposal.

## Preliminaries & Related Work

**Graph Neural Networks (GNNs).** Graph neural networks (GNNs) (Kipf and Welling 2017; Hamilton, Ying, and Leskovec 2017; Velickovic et al. 2018; Dwivedi et al. 2020; Wu et al. 2020) are capable of processing variable-sized, permutation-invariant graphs. They learn low-dimensional representations through an iterative process that involves transferring and aggregating the representations from topological neighbors. Although GNNs have shown promising results, they face significant inefficiencies when scaling up to large or dense graphs. Towards this end, several research streams have focused on addressing this issue, such as graph sampling and graph distillation.

**Graph Sampling & Distillation.** Graph sampling reduces the computational burden of GNNs by selectively sampling sub-graphs or applying pruning methods (Chen, Ma, and Xiao 2018; Eden et al. 2018; Chen et al. 2021; Sui et al. 2022; Gao and Ji 2019; Lee, Lee, and Kang 2019). However, the aggressive sampling strategy may lead to a significant loss of information, potentially reducing the representation ability of the sampled subset. To address this, graph distillation research line (Ying et al. 2018; Roy et al. 2021; Ranjan, Sanyal, and Talukdar 2020) draws inspiration from **dataset distillation (DD)**, which aims to distill (compress) the knowledge embedded in raw data into synthetic data, ensuring that models trained on this synthetic data maintain performance

(Wang et al. 2018; Zhao and Bilen 2023; Cazenavette et al. 2022; Nguyen et al. 2021). Remarkably, (Jin et al. 2022b,a) take the first step to propose optimizing both nodes and edges in the graph by employing training gradient matching, which under the spotlight of our research.

**Adversarial training & Robustness.** Adversarial training was introduced as a defense mechanism against adversarial attacks, where a model is trained not only on the clean data but also on adversarial samples generated during training (Goodfellow, Shlens, and Szegedy 2015; Moosavi-Dezfooli, Fawzi, and Frossard 2016). They demonstrated that adversarial training can make deep neural networks more robust. Build upon these observations, many subsequent studies pay attention to design different adversarial examples (Papernot, McDaniel, and Goodfellow 2016; Madry et al. 2018; Chen et al. 2018; Tramèr et al. 2017). In our work, we introduce existing methods to the inelasticity of synthetic data. Following the Projected Gradient Descent (PGD) (Madry et al. 2018), performs iterative gradient descent with backtracking to generate adversarial perturbations.

## Methodology

As shown in Fig. 2, in this section, we devote to explaining how our GroC framework deepens and enhances the robustness in graph condensation task. Going beyond this, we take a comprehensive look at our key operator **Shock Absorber**. Finally, we introduce the free training for the efficient implementation GroC. In the following parts, we will delineate our model components by introducing Fig. 2 from left to right. For ease of understanding, we summarize all notations and depict our algorithm in Appendix, which can be checked in supplemental materials.

### Graph Condensation via Gradient Matching

In this work, we first review the process of graph condensation and start from the original graph  $\mathcal{T} = (A, X, Y)$ , where  $A \in \mathbb{R}^{N \times N}$  is the adjacency matrix,  $N$  is the number of nodes,  $X \in \mathbb{R}^{N \times d}$  is the  $d$ -dimensional node feature attributes. Similar to traditional graph condensation task (Jin et al. 2022b,a), we note the label of nodes as  $Y = \{0, 1, \dots, C-1\}^N$  denotes the node labels over  $C$  classes. Our work target to train a synthetic graph  $\mathcal{S} = (A', X', Y')$  with adjacency matrix  $A' \in \mathbb{R}^{N' \times N'}$  and feature attributes  $X' \in \mathbb{R}^{N' \times D}$ . We designate GroC, to obtain a synthetic graph with  $N' \ll N$ , which satisfies that a general GNN trained on  $\mathcal{S}$  can reach commensurate accuracy on large graph  $\mathcal{T}$ .

**Gradient Matching as the Objective.** As our goal is to learn highly informative synthetic graphs, one prominent approach is to enable GNNs trained on synthetic graphs to mimic the training trajectory on the original large data. To achieve this goal, dataset condensation (Zhao and Bilen 2021; Zhao, Mopuri, and Bilen 2020; Jin et al. 2022b,a) introduces a gradient matching scheme. More specifically, *it tries to minimize the discrepancy between the gradients of the model with respect to the parameters, as computed on a large-real data  $\mathcal{T}$  and a small-synthetic data  $\mathcal{S}$ , at each training step.* Therefore, the parameters of the model trained on synthetic data will closely resemble those trained on real data at every training steps. We first formalize the problem as:

$$\min_{\mathcal{S}} \mathcal{L}(\text{GNN}_{\theta_{\mathcal{S}}}(A, X), Y) \quad (1)$$

$$\text{s.t. } \theta_{\mathcal{S}} = \arg \min_{\theta} \mathcal{L}(\text{GNN}_{\theta}(A', X'), Y')$$

where  $\text{GNN}_{\theta}$  stands for the GNN initialization with  $\theta$ ,  $\mathcal{L}$  represents the loss function.  $\theta_{\mathcal{S}}$  denotes that model parameters trained on  $\mathcal{S}$ . The labels of the synthetic graph are pre-defined. First, we generate a specific number of labels, ensuring an equal number of labels per class. Then, we randomly select the corresponding nodes from the original dataset to serve as the initial features for each class in the synthetic dataset. Following the (Jin et al. 2022b), we employ multiple initializations to mitigate the risk of over-fitting. For ease of understanding, we describe the gradient matching procedure based on a single initialization in the following part, unless otherwise specified.

$$\min_{\mathcal{S}} \sum_{t=0}^T D(\nabla_{\theta} \ell_t^{\mathcal{S}}(f_{\theta_t}(\mathcal{S}_t), Y'), \nabla_{\theta} \ell_t^{\mathcal{T}}(f_{\theta_t}(\mathcal{T}), Y)) \quad (2)$$

$$\text{s.t. } \theta_{t+1} = \text{opt}(\theta_t, \mathcal{S}_t)$$

In Eq. 2,  $D(\cdot, \cdot)$  is a distance function,  $f_{\theta_t}$  denotes the GNN model parameterized with  $\theta$  at time point  $t$ .  $\mathcal{S}_t$  is the synthetic data of the  $t$ -th iteration of optimization.  $T$  represents the total number of steps in the training process, and  $\text{opt}(\cdot, \cdot)$  is the optimization operator used for updating the parameters  $\theta$ . This equation represents a bi-level problem, where we learn the synthetic graphs  $\mathcal{S}$  in the outer optimization loop, and update the model parameters  $\theta_t$  in the inner optimization loop.  $\ell_t^{\mathcal{S}}$  and  $\ell_t^{\mathcal{T}}$  are the negative log-likelihood loss of the synthetic and original datasets, respectively. We conduct gradient matching process at different time points and our parameter update forms of two datasets can be written as:

$$\theta_{t+1}^{\mathcal{S}} = \text{opt}_{\theta} \left( \ell_t^{\mathcal{S}} \left( \text{GNN}_{\theta_{t+1}^{\mathcal{S}}}(A', X'), Y' \right) \right) \quad (3)$$

$$\theta_{t+1}^{\mathcal{T}} = \text{opt}_{\theta} \left( \ell_t^{\mathcal{T}} \left( \text{GNN}_{\theta_{t+1}^{\mathcal{T}}}(A, X), Y \right) \right)$$

Here we use backpropagation to update the model parameters  $\theta_{t+1}^{\mathcal{S}}$  and  $\theta_{t+1}^{\mathcal{T}}$ , and we proceed to consider to match the gradient distance of two graph set. Similar to (Jin et al. 2022b), we define distance  $D$  as the sum of the distances  $dis$  at each layer. For a specific layer, given two GNN model gradients  $G^{\mathcal{S}} \in \mathbb{R}^{d_1 \times d_2}$  and  $G^{\mathcal{T}} \in \mathbb{R}^{d_1 \times d_2}$ , the distance  $dis(\cdot, \cdot)$  used for condensation is defined as follows.

$$\text{dis}(G^{\mathcal{S}}, G^{\mathcal{T}}) = \sum_{i=1}^{d_2} \left( 1 - \frac{G_i^{\mathcal{S}} \cdot G_i^{\mathcal{T}}}{\|G_i^{\mathcal{S}}\| \|G_i^{\mathcal{T}}\|} \right) \quad (4)$$

In Eq. 4,  $G^{\mathcal{S}}$  and  $G^{\mathcal{T}}$  represent the  $i$ -th column vectors of the gradient matrices. By employing these formulations, we can efficiently achieve gradient matching strategy.

However, traditional methods are notably unstable, and an excessive emphasis on gradient consistency can lead to synthesized graphs often lacking the desired generalization capability. **A promising approach is to introduce adversarial training, enabling the model to explore a wider latent space during its training process.** To this end, we introduce adversarial training into the graph condensation research line for the first time, setting the context for our investigation.

In the following parts, for the sake of convenience, we will draw on the concept of left and right limits from mathematical notation. We denote the superscript  $t^+$  for the right limit

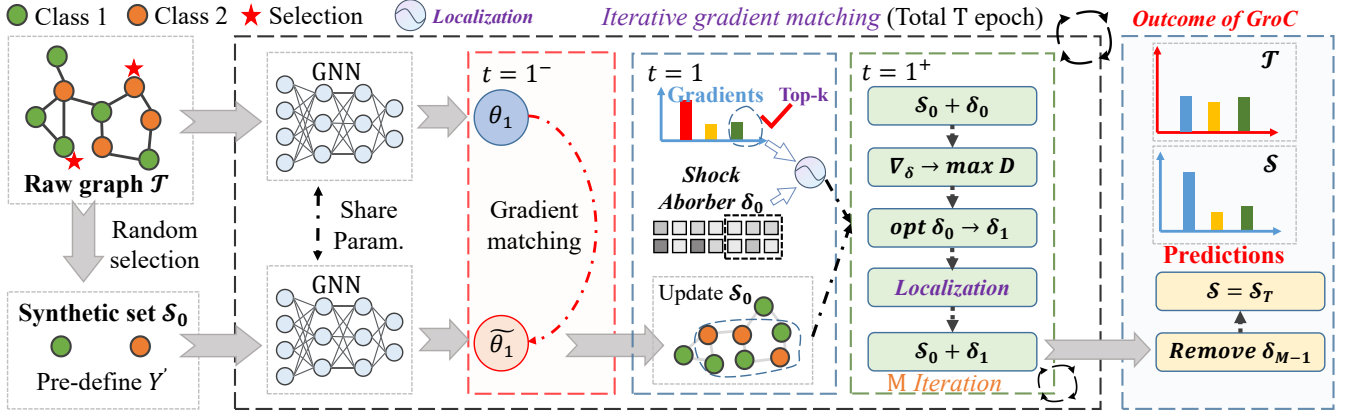


Figure 2: Illustration of our GroC framework.

and the superscript  $t^-$  for the left limit<sup>1</sup>. Fig. 2 showcases our GroC algorithms, in the initial stage, we do not update the GNN parameters. Instead, we optimize the trainable synthesized graph (outer loop). We refer to this particular time as the left limit of  $t$ , e.g.,  $t^-$ , in which we optimally update the synthetic dataset  $\mathcal{S}_{t-1} \rightarrow \mathcal{S}_t$  using the gradient computed by the GNN:

$$X' \leftarrow X' - \eta_1 \nabla_{X'} D' \quad \text{if } t \% (\omega_1 + \omega_2) < \omega_1 \quad (5)$$

In Eq. 5, here  $D'$  is the updated distance of the two datasets, we leverage the gradient distances to propagate optimized features of the synthetic dataset in the backpropagation fashion. However, frequently matching gradients may lead the whole optimization process notoriously time-consuming. As a trade-off, we match the gradient at regular intervals of  $\omega_1 + \omega_2$  periodically. Concretely, in every  $\omega_1 + \omega_2$  epoch, we match gradient  $\omega_1$  times for optimizing feature attributes and the next  $\omega_2$  epoch we only update adjacency matrix  $A'$ :

$$g_\phi \leftarrow g_\phi - \eta_2 \nabla_\phi D' \Rightarrow A' = g_\phi(X') \quad (6)$$

with  $A'_{ij} = \sigma((\text{MLP}_\phi([X'_i; X'_j]) + \text{MLP}_\phi([X'_j; X'_i]))/2)$

Here  $g_\phi$  denotes the MLP parameterized with  $\phi$ . We generate adjacency matrix by controlling synthetic feature through  $g_\phi$ . Then we use hyper-parameter  $\rho$  to control the sparsity of the adjacency matrix.

## Robust Learning via Shock Absorber

**Min-Max (Adversarial) Optimization.** Starting from the conclusion of gradient matching at time point  $t^-$ , we introduce our shock absorber operator to enhance the gradient matching process and thereby expand the optimization space for exploration at time point  $t$ . We propose to regularly and automatically learn to add a perturbation  $\delta$  (generated by adversarial training and refer to shock absorber) on attributes of synthetic graph  $\mathcal{S}_t$ . Further, we update our adversarial training framework via the following min-max optimization framework:

<sup>1</sup>Assuming that  $t^+$  is the right limit for  $t$ , for any  $\varsigma > 0$  satisfies that  $t^+ - t > \varsigma$ , and we can draw the similar conclusion in left limit  $t^-: t - t^- > \varsigma$ .

$$\min_{\theta_{t+1}} \mathbb{E}_{\theta_0 \sim P_{\theta_0}} \left\{ \max_{\theta_t^*, \|\delta\|_p \leq \varepsilon} D \left( \nabla_{\theta_{t+1}} \ell_t^S, \nabla_{\theta_{t+1}} \ell_t^T \right) \right\} \quad (7)$$

$$\ell_t^S := \ell_t^S(f_{\theta_t^*}(\mathcal{S}_t + \delta_\gamma)) \quad \ell_t^T := \ell_t^T(f_{\theta_t^*}(\mathcal{T}), Y)$$

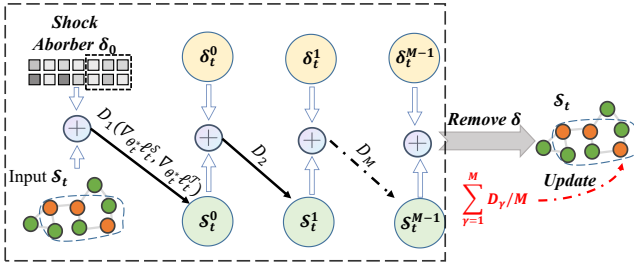
where  $f_{\theta_t^*}$  represents the GNN model parameterized with the fixed optimal  $\theta^*$  at the  $t$ -th iteration,  $\|\cdot\|_p$  is some  $\ell_p$ -norm distance metric,  $\varepsilon$  is the perturbation budget, and  $D$  is the distance function which comes from Eq. 4.  $\mathbb{E}_{\theta_0 \sim P_{\theta_0}}$  denotes that multiple times initialization (satisfies  $P_{\theta_0}$  distribution) and calculating expectation. Thoroughly achieving Eq. 7 need to find a **temporary and intrusive** variable, e.g., Shock Absorber, which can help to explore the gradients field of the synthetic datasets as much as possible with limited scope. Towards this end, we resort to previous research (Madry et al. 2018), which has demonstrated that the saddle-point optimization problem of Eq 7 can be effectively solved using Stochastic Gradient Descent (SGD) for the outer minimization and Projected Gradient Descent (PGD) for the inner maximization. Similarly, the approximation of the inner maximization under an  $l_\infty$  constraints is as follows:

$$\delta_{\gamma+1} = \Pi_{\|\delta\|_\infty \leq \varepsilon} \left( \delta_\gamma + \alpha \cdot D \left( \nabla_{\theta_t^*} \ell_t^S, \nabla_{\theta_t^*} \ell_t^T \right) \right) \quad (8)$$

where the perturbation  $\delta$  is updated iteratively for  $M$  round, and the function  $\Pi_{\|\delta\|_\infty \leq \varepsilon}$  performs projection onto the  $\varepsilon$ -ball in the  $l_\infty$ -norm. Compared to the traditional adversarial attack or training algorithms (Kong et al. 2022; Madry et al. 2018), We removed the sign function, as we aim for updates to be within a more granular range, the diversified perturbations can ensure the process is more robust.

We iteratively update  $M$  times to generate the perturbations as depicted in Eq. 8, this process requires  $M$  end-to-end forward and backward passes. For ease of understanding, we illustrate the process through which the shock absorber operates in Fig. 3. In  $M$  rounds updating, we iteratively fuse the perturbations with synthetic graph.

In this fashion, the most severe perturbations  $\delta_M$  are applied to the input features, upon which the model weights are optimized. It is worth emphasizing that we have no parameter update process in this procedure, we preserve the parameter gradient throughout the entire  $M$  iterations and



**Figure 3:** An illustration of working process of Shock Absorber

subsequently eliminate this perturbation after  $M$  rounds of Shock Absorber influence. In next time point ( $t^+$ ), we use the following function to proceed to update the synthetic dataset:

$$D_{t^+}^S = \frac{1}{M} \sum_{\gamma=1}^M D_t^\gamma (\nabla_{\theta_t^*} \ell_t^S, \nabla_{\theta_t^*} \ell_t^T) \quad (9)$$

Here  $D_t^\gamma$  denotes distance at  $\gamma$  round at  $t$  points.  $D_{t^+}^S$  represents the distance after attaching  $M$  round shock absorber. At  $t^+$  time point, we only use the average gradient values to update the synthetic datasets.

### A time-efficient version of GroC

To better generalize to large datasets and reduce the computational complexity, we provide a time-efficient version of GroC called TimGroC. Compared to GroC, TimGroC achieves a significantly efficient time benefit, enhancing model robustness with almost no additional time overhead. In the implementation of TimGroC, we removed the training loop that updates the adversarial perturbation during adversarial training optimization (*i.e.*, as illustrated in Fig 3). This allows the  $M$  iterations at time  $t^+$  to be integrated into the outer loop for optimizing the synthesized dataset. Specifically, the adversarial perturbation is set as a persistent variable and added to the synthesized data for gradient matching. This process involves both forward and backward passes, simultaneously obtaining gradients for the synthesized dataset and the shock absorber. This process can be understood as free adversarial training (Shafahi et al. 2019). Based on this, we reap the benefits brought by adversarial training, with virtually no additional time cost introduced.

### Gradient Locating in Synthesized Data

In this work, we focus on using the shock absorber for helping the graph data condensation process be more robust. However, employing excessively large perturbations may diminish the expressive power of the entire synthetic dataset. Therefore, **we selectively apply perturbations solely to the most vulnerable portion of the synthetic dataset.** We refer to this process as gradient localization, as it involves identifying the optimal location for applying perturbations. Concretely, we perform element-wise multiplication between a differentiable all-ones matrix  $m_\delta$  and the perturbations  $\delta$ . The purpose of operation is to incorporate the all-ones matrix into the optimization computation. Note that the shape of  $\delta$  is identical to that of the synthetic data  $S$ .

$$R = |\nabla_{m_\delta} (D (\nabla_{\theta} \ell(f_{\theta_t}(S + \delta \odot m_\delta \odot m_g), Y'), \nabla_{\theta} \ell(f_{\theta_t}(T), Y)))| \quad (10)$$

where  $R$  is the absolute value of the gradient of the  $m_\delta$ . The adversarial training is performed  $M$  times backward pass and forward pass, the noise  $\delta_0$  is uniform noise,  $m_g$  is given an initial value of all one matrix. Through the above gradient information, we use topk algorithm to get position  $m_g$ :

$$m_{g(i,j)} = \begin{cases} 1, & \text{if } R_{i,j} \text{ are the top-}k \text{ largest entries} \\ 0, & \text{otherwise} \end{cases} \quad (11)$$

The  $m_g$  obtained by the gradient in the previous round acts on the noise  $\delta_{\gamma+1}$  of the second round

$$\delta_\gamma = \delta'_\gamma \odot m_\delta \odot m_{g,\gamma} \quad (12)$$

where the  $m_{g,0}$  is the all-ones matrix, after computing the gradient information for the position matrix  $m_\delta$  at the first step, it becomes a sparse matrix with only 0 and 1 entries. Therefore, after incorporating our method into Eq. 3, it can be rewritten as:

$$\min_S \sum_{t=0}^{T-1} D (\nabla_{\theta} \ell(f_{\theta_t}(S + \delta \odot m_\delta \odot m_g), Y'), \nabla_{\theta} \ell(f_{\theta_t}(T), Y)) \quad (13)$$

## Experiments

We present empirical results to demonstrate the effectiveness of our proposed methods GroC and TimGroC. The experiments aim to answer the following research questions:

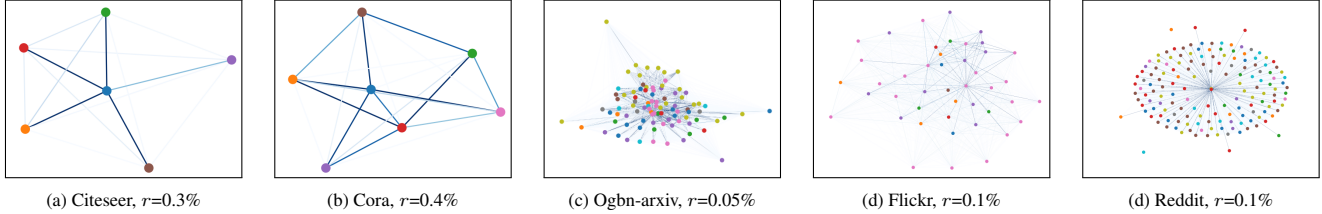
- **RQ1.** How is the evaluation quality of GroC and TimGroC compared to that of existing SOTAs?
- **RQ2.** How effective is shock absorber?
- **RQ3.** What is the time overhead of our model?
- **RQ4.** Does the graph compressed by our model exhibit transferability across backbones?

### Experimental Setting

**Datasets & Baselines.** We conduct experiments on three transductive datasets, *i.e.*, Citeseer, Cora (Kipf and Welling 2017) and Ogbn-arxiv (Hu et al. 2020) and on the inductive dataset, *i.e.*, Flickr (Zeng et al. 2020) and Reddit (Hamilton, Ying, and Leskovec 2017). For the datasets setting, we follow the setup in (Jin et al. 2022b). In addition, we also examine the transfer ability of our Shock Absorber on the graph classification task. We utilize the Ogbg-molhiv molecular dataset from Open Graph Benchmark (OGB) (Hu et al. 2020) and TUDatasets (DD and NCI1) (Morris et al. 2020a) for graph-level property classification. On node classification datasets, We compare our method with one state-of-the-art condensation method and three coresets methods. (i) GCond (Jin et al. 2022b) models the condensed graph structure based on the condensed node features. (ii) Random coreset (Welling 2009) randomly selects nodes for graph sampling. (iii) The Herding coreset (Welling 2009) is often used in continual learning to select samples closest to the cluster center. (iv) The K-Center method (Farahani and Hekmatfar 2009; Sener and Savarese 2018) minimizes the maximum distance between a sample and its nearest center to select center samples. For the four

**Table 1:** Comparison between condensed graphs and original graphs. The condensed graphs have fewer nodes and are more dense.

	Citeseer, $r=0.3\%$			Cora, $r=0.4\%$			ogbn-arxiv, $r=0.05\%$			Flickr, $r=0.1\%$		
	GroC/TimGroC	GCond	Original	GroC/TimGroC	GCond	Original	GroC/TimGroC	GCond	Original	GroC/TimGroC	GCond	Original
Accuracy (%)	67.82/69.16	64.13	71.12	80.91/82.02	80.61	80.91	58.46/57.62	56.49	70.76	46.95/47.01	46.93	47.16
Nodes	6	6	3327	7	7	2708	90	90	169343	44	44	44625
Edges	15	15	4732	21	21	5429	3880	3955	1166243	946	946	218140
Sparsity	83.33 %	83.33 %	0.09 %	85.71 %	85.71 %	0.15 %	95.80 %	97.65 %	0.01 %	97.73 %	97.73 %	0.02 %
Storage	0.085 MB	0.087 MB	47.1 MB	0.041 MB	0.041 MB	14.9 MB	0.078 MB	0.078 MB	100.4 MB	0.094 MB	0.094 MB	86.8 MB

**Figure 4: Visualization of condensed graphs.** The learned condensed graphs are weighted graphs, The color depth of the edges varies with the weight.

baselines: Random, Herding, K-Center, and GCond, we use the implementations from (Jin et al. 2022b).

**Evaluation.** We train our method and SOTAs with the same settings, including learning rate, optimizer, etc. Firstly, we create three condensed graphs by training methods with different seeds. Then, we train a GNN on each graph, repeating the process three times. To assess condensed graph information, we train GNN classifiers and evaluate on real graph test nodes or graphs. By comparing model performance on real graphs, we obtain condensed graph informativeness and effectiveness. Experiments are repeated 3 times, reporting average performance and variance.

**Backbones.** To ensure fairness, we utilize the identical model as GCond (Jin et al. 2022b), specifically GCN (Kipf and Welling 2017), for evaluation. In the condensation process, we apply SGC (Wu et al. 2019), configuring it as a 2-layer model with 256 hidden units.

## Main Results (RQ1)

In this part, we thoroughly investigate the performance of the GroC and TimGroC across various datasets. We conduct a comprehensive comparison of our frameworks with Random, Herding, K-Center, and GCond, for node classification tasks on the Cora, Citeseer, Ogbn-arxiv and Flickr datasets. In Tab 1, we present a comparison of sparsity performance and other related parameters between our model and the current state-of-the-art models. In Tab 2, we further extend the comparison by including several clustering/compression algorithms. The observations (**obs**) can be listed as follows.

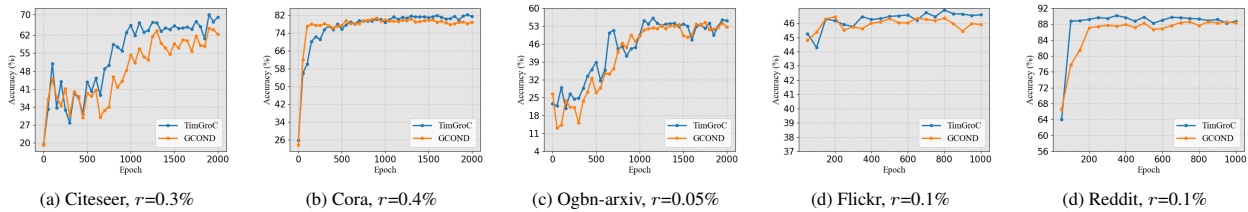
- **Obs 1: GroC/TimGroC consistently outperform GCond** under extremely large condensation rates, verifying its extraordinary performance. For instance, on the Citeseer dataset, our model can achieve a compression rate under 0.003, which is nearly 5.2% higher than the current SOTA GCond. These results demonstrate the significance of adversarial training to graph condensation (Tab. 1). Interestingly, from our visualization results (Fig 4) and Table 1, it can be observed that the graphs we compressed are highly dense, with edges acting as dense information carriers, which facilitates information storage.

- **Obs 2: GroC demonstrates superior performance and lower variance, which attests to the robustness of our algorithm.** For instance, in Tab 2, both GroC and TimGroC achieved nearly the lowest variance and the highest performance. On the Citeseer dataset, they show an improvement of almost 5.2% accompanied by a decline in variance of nearly 2.0%. Meanwhile, on the Reddit, our framework exhibits a variance of only 0.05%, which is significantly lower than other models, further corroborating the robustness of our GroC and TimGroC frameworks.
- **Obs 3: GroC exhibits stronger training robustness.** GroC exhibits stronger training robustness. In Fig 5, it is readily apparent that, during the training phase, GroC’s curve is predominantly above that of GCond, demonstrating significant potential. Particularly on the Citeseer and Ogbn-Arixv datasets, our model excels and surpasses the current best models, still possessing the capability for further improvement towards the end of the training.

## Scability of Shock Absorber (RQ2)

Additionally, we evaluate Shock Absorber and DoSCond on the graph classification task using the Ogbg-molhiv (Hu et al. 2020), DD, and NCII datasets (Morris et al. 2020b). This comparative analysis allows us to assess the effectiveness and superiority of the shock absorber method in different scenarios. Following the methodology of DoSCond (Jin et al. 2022a), a condensation method for graph classification, we generated one condensed graph for each class. In the training phase of condensed graphs, we integrated our proposed shock absorber into the one-step gradient matching process. For this purpose, we employed a 3-layer GCN for gradient matching. During the test phase, we used a GCN with the same architecture and trained the model on condensed graphs for 500 epochs with learning rate 0.001. The results of the classification accuracy are summarized in Tab. 3.

**Scability in Graph Classification.** As shown in Tab. 3, in the graph classification scenario, our GroC shows a decent generalization. Its effectiveness can be attributed to the adversarial perturbation which improves the robustness during the graph condensation process. With the gradient localization in



**Figure 5: Performance during training.** The test performances (accuracy) on Citeseer, Cora, Ognb-arxiv and Flickr, Reddit.

**Table 2: Shock Absorber without gradient location (GL) and Shock Absorber achieves promising performance in comparison to baselines even with extremely large condensation rates. We choose GCN as backbones and report the mean and standard deviation of the results of transductive performance on Citeseer, Cora, Ognb-arxiv. Performance is reported as test accuracy (%).**

Dataset	Ratio	Baselines			Ablation		Ours		
		Random	Herding	K-Center	GCond	w/o GL	GroC	TimGroC	Full graph
Citeseer	0.3%	33.87 $\pm$ 0.82	31.31 $\pm$ 1.20	34.03 $\pm$ 2.52	64.13 $\pm$ 1.83	63.98 $\pm$ 4.31	67.82 $\pm$ 1.31	69.16 $\pm$ 2.00	71.12 $\pm$ 0.06
Cora	0.4%	37.04 $\pm$ 7.41	43.47 $\pm$ 0.55	46.33 $\pm$ 3.24	80.61 $\pm$ 0.31	80.43 $\pm$ 0.45	80.91 $\pm$ 0.39	82.02 $\pm$ 0.42	80.91 $\pm$ 0.10
Ognb-arxiv	0.05%	46.83 $\pm$ 2.60	49.74 $\pm$ 2.30	47.28 $\pm$ 1.15	56.49 $\pm$ 1.69	57.39 $\pm$ 0.65	58.46 $\pm$ 0.85	57.62 $\pm$ 0.64	70.76 $\pm$ 0.04
Flickr	0.1%	41.84 $\pm$ 1.87	43.90 $\pm$ 0.56	43.30 $\pm$ 0.90	46.93 $\pm$ 0.10	46.81 $\pm$ 0.10	46.95 $\pm$ 0.03	47.01 $\pm$ 0.10	47.16 $\pm$ 0.17
Reddit	0.1%	59.14 $\pm$ 2.26	65.75 $\pm$ 1.28	53.05 $\pm$ 2.73	89.34 $\pm$ 0.54	89.56 $\pm$ 0.74	89.56 $\pm$ 0.45	90.24 $\pm$ 0.05	93.96 $\pm$ 0.03

**Table 3: The shock absorber, and without gradient location (GL) compared to DosCond. We report the accuracy for the first two datasets and ROC-AUC for the last dataset. We record the original graph performance of three graph as 78.81, 70.88 and 74.17.**

Dataset	Ratio	DoSCond	w/o GL	Shock Absorber
DD	0.2%	72.31 $\pm$ 3.81	73.73 $\pm$ 1.06	74.29 $\pm$ 1.06
NCII	0.1%	57.58 $\pm$ 0.13	57.93 $\pm$ 0.14	58.20 $\pm$ 0.39
Ogbg-molhiv	0.01%	73.81 $\pm$ 0.11	74.08 $\pm$ 0.34	74.17 $\pm$ 0.10

synthesized data, condensed graphs contain more effective information which is beneficial for model training. Moreover, our experiments on graph-level property classification have demonstrated superior interpretability and generalization ability for graph classification, surpassing leading baselines.

### Study of time consumption (RQ3)

In this subsection, we examine the time cost of our algorithm through experiments to further assess whether our model introduces excessive time overhead while enhancing robustness (3070 GPU). Since our aim is to enhance robustness, our model incorporates an adversarial training process. We observed that the model achieves optimal performance when  $M$  is between 3 and 4. Consequently, we adopted the more efficient  $M = 3$  as the setting for GroC to compare time efficiency. We discovered that TimGroC, compared to GroC, achieves an improvement ranging from 3.19  $\sim$  4.11 times while maintaining optimal performance. This further substantiates that our algorithm enhances robustness without introducing additional computational power.

### Study of transferability (RQ4)

Lastly, we employed GCN as the training backbone and trained the synthesized smaller graph on this new backbone to evaluate its transferability. As shown in Tab 5, we choose Cora and Citeseer as benchmarks and follow the reduction ratio of (Jin et al. 2022b), we can easily observe that our synthesized data also achieves commendable performance on GraphSAGE, SGC, and MLP. This further attests to the ex-

**Table 4: Comparing the time consumption of (Tim)GroC and GCond. All results are in seconds should be multiplied by 100.**

Dataset	Ratio	GCond	TimGroC w/o GL	GroC	TimGroC
Cora	0.4%	29.96	30.04	100.44	30.09
Citeseer	0.3%	29.77	30.11	102.37	30.40
Ognb-arxiv	0.05%	182.34	183.20	582.37	182.47
Flickr	0.1%	8.50	8.51	34.26	8.54
Reddit	0.1%	51.44	52.01	214.82	52.27

cellent transferability of our compression algorithm, offering a reliable solution for future data compression.

**Table 5: Transferability of our framework, here we choose TimGroC as compressed algorithm.**

Method	Ratio	Baseline			TimGroC		
		GraphSAGE	SGC	MLP	GraphSAGE	SGC	MLP
Cora	2.6%	80.16 $\pm$ 0.98	77.36 $\pm$ 1.13	74.16 $\pm$ 6.07	79.24 $\pm$ 1.74	78.15 $\pm$ 0.73	75.07 $\pm$ 5.29
Citeseer	1.8%	71.10 $\pm$ 0.61	66.87 $\pm$ 1.32	59.32 $\pm$ 4.15	72.21 $\pm$ 0.35	71.51 $\pm$ 0.68	65.31 $\pm$ 3.59

## Conclusion

In this study, we introduce GroC, a robust adversarial training-based graph condensation framework. GroC leverages principled adversarial training (min-max optimization) to explore the parameter space surrounding the influential parameters in the original matching process. Based on this, we further introduce the shock absorber operator, which enhances the gradient matching process and maximizes the exploration of synthetic dataset gradients within a limited scope. Our experimental results demonstrate that our approach surpasses other SOTA methods in terms of accuracy and efficiency across multiple node classification datasets and graph classification datasets. The evaluation highlights that our condensed graphs effectively retain important structural properties of the original graphs while significantly reducing dimensionality and computational complexity.

## References

- Bahri, M.; Bahl, G.; and Zafeiriou, S. 2021. Binary graph neural networks. In *Proceedings of the IEEE/CVF Conference on Computer Vision and Pattern Recognition*, 9492–9501.
- Bohdal, O.; Yang, Y.; and Hospedales, T. 2020. Flexible dataset distillation: Learn labels instead of images. *arXiv preprint arXiv:2006.08572*.
- Cazenavette, G.; Wang, T.; Torralba, A.; Efros, A. A.; and Zhu, J. 2022. Dataset Distillation by Matching Training Trajectories. In *IEEE/CVF Conference on Computer Vision and Pattern Recognition, CVPR 2022*, 10708–10717.
- Chen, J.; Ma, T.; and Xiao, C. 2018. Fastgcn: fast learning with graph convolutional networks via importance sampling. *arXiv preprint arXiv:1801.10247*.
- Chen, J.; Wu, Y.; Xu, X.; Chen, Y.; Zheng, H.; and Xuan, Q. 2018. Fast gradient attack on network embedding. *arXiv preprint arXiv:1809.02797*.
- Chen, T.; Sui, Y.; Chen, X.; Zhang, A.; and Wang, Z. 2021. A unified lottery ticket hypothesis for graph neural networks. In *International Conference on Machine Learning*, 1695–1706. PMLR.
- Du, W.; Yang, X.; Wu, D.; Ma, F.; Zhang, B.; Bao, C.; Huo, Y.; Jiang, J.; Chen, X.; and Wang, Y. 2022. Fusing 2D and 3D molecular graphs as unambiguous molecular descriptors for conformational and chiral stereoisomers. *Briefings in Bioinformatics*, 24(1).
- Duan, K.; Liu, Z.; Wang, P.; Zheng, W.; Zhou, K.; Chen, T.; Hu, X.; and Wang, Z. 2022. A comprehensive study on large-scale graph training: Benchmarking and rethinking. *arXiv preprint arXiv:2210.07494*.
- Dwivedi, V. P.; Joshi, C. K.; Laurent, T.; Bengio, Y.; and Bresson, X. 2020. Benchmarking Graph Neural Networks. *CoRR*, abs/2003.00982.
- Eden, T.; Jain, S.; Pinar, A.; Ron, D.; and Seshadhri, C. 2018. Provable and practical approximations for the degree distribution using sublinear graph samples. In *Proceedings of the 2018 World Wide Web Conference*, 449–458.
- Farahani, R. Z.; and Hekmatfar, M. 2009. *Facility location: concepts, models, algorithms and case studies*. Springer Science & Business Media.
- Gao, H.; and Ji, S. 2019. Graph u-nets. In *international conference on machine learning*, 2083–2092. PMLR.
- Goodfellow, I. J.; Shlens, J.; and Szegedy, C. 2015. Explaining and Harnessing Adversarial Examples. In *3rd International Conference on Learning Representations, ICLR 2015, Conference Track Proceedings*.
- Guo, Z.; and Wang, H. 2020. A deep graph neural network-based mechanism for social recommendations. *IEEE Transactions on Industrial Informatics*, 17(4): 2776–2783.
- Gupta, A.; Matta, P.; and Pant, B. 2021. Graph neural network: Current state of Art, challenges and applications. *Materials Today: Proceedings*, 46: 10927–10932.
- Hamilton, W. L.; Ying, Z.; and Leskovec, J. 2017. Inductive Representation Learning on Large Graphs. In *Advances in Neural Information Processing Systems 30: Annual Conference on Neural Information Processing Systems 2017*, 1024–1034.
- He, X.; Liao, L.; Zhang, H.; Nie, L.; Hu, X.; and Chua, T.-S. 2017. Neural collaborative filtering. In *Proceedings of the 26th international conference on world wide web*, 173–182.
- Hong, H.; Lin, Y.; Yang, X.; Li, Z.; Fu, K.; Wang, Z.; Qie, X.; and Ye, J. 2020. HetETA: Heterogeneous information network embedding for estimating time of arrival. In *Proceedings of the 26th ACM SIGKDD international conference on knowledge discovery & data mining*, 2444–2454.
- Hu, W.; Fey, M.; Zitnik, M.; Dong, Y.; Ren, H.; Liu, B.; Catasta, M.; and Leskovec, J. 2020. Open Graph Benchmark: Datasets for Machine Learning on Graphs. In *Advances in Neural Information Processing Systems 33: Annual Conference on Neural Information Processing Systems 2020, NeurIPS 2020*.
- Ji, S.; Pan, S.; Cambria, E.; Marttinen, P.; and Philip, S. Y. 2021. A survey on knowledge graphs: Representation, acquisition, and applications. *IEEE transactions on neural networks and learning systems*, 33(2): 494–514.
- Jiang, Z.; Gu, J.; Liu, M.; and Pan, D. Z. 2022. Delving into effective gradient matching for dataset condensation. *arXiv preprint arXiv:2208.00311*.
- Jin, G.; Liang, Y.; Fang, Y.; Huang, J.; Zhang, J.; and Zheng, Y. 2023. Spatio-Temporal Graph Neural Networks for Predictive Learning in Urban Computing: A Survey. *arXiv preprint arXiv:2303.14483*.
- Jin, W.; Tang, X.; Jiang, H.; Li, Z.; Zhang, D.; Tang, J.; and Yin, B. 2022a. Condensing graphs via one-step gradient matching. In *Proceedings of the 28th ACM SIGKDD Conference on Knowledge Discovery and Data Mining*, 720–730.
- Jin, W.; Zhao, L.; Zhang, S.; Liu, Y.; Tang, J.; and Shah, N. 2022b. Graph Condensation for Graph Neural Networks. In *The Tenth International Conference on Learning Representations, ICLR 2022*.
- Kim, J.-H.; Kim, J.; Oh, S. J.; Yun, S.; Song, H.; Jeong, J.; Ha, J.-W.; and Song, H. O. 2022. Dataset condensation via efficient synthetic-data parameterization. In *International Conference on Machine Learning*, 11102–11118. PMLR.
- Kipf, T. N.; and Welling, M. 2017. Semi-Supervised Classification with Graph Convolutional Networks. In *5th International Conference on Learning Representations, ICLR 2017*.
- Kong, K.; Li, G.; Ding, M.; Wu, Z.; Zhu, C.; Ghanem, B.; Taylor, G.; and Goldstein, T. 2022. Robust optimization as data augmentation for large-scale graphs. In *Proceedings of the IEEE/CVF Conference on Computer Vision and Pattern Recognition*, 60–69.
- Lee, J.; Lee, I.; and Kang, J. 2019. Self-attention graph pooling. In *International conference on machine learning*, 3734–3743. PMLR.
- Lee, S.; Chun, S.; Jung, S.; Yun, S.; and Yoon, S. 2022. Dataset condensation with contrastive signals. In *International Conference on Machine Learning*, 12352–12364. PMLR.



- Li, G.; Xiong, C.; Thabet, A.; and Ghanem, B. 2020. Deep-ergcn: All you need to train deeper gcns. *arXiv preprint arXiv:2006.07739*.
- Liu, S.; Wang, K.; Yang, X.; Ye, J.; and Wang, X. 2022. Dataset distillation via factorization. *arXiv preprint arXiv:2210.16774*.
- Madry, A.; Makelov, A.; Schmidt, L.; Tsipras, D.; and Vladu, A. 2018. Towards Deep Learning Models Resistant to Adversarial Attacks. In *6th International Conference on Learning Representations, ICLR 2018*.
- Moosavi-Dezfooli, S.-M.; Fawzi, A.; and Frossard, P. 2016. Deepfool: a simple and accurate method to fool deep neural networks. In *Proceedings of the IEEE conference on computer vision and pattern recognition*, 2574–2582.
- Morris, C.; Kriege, N. M.; Bause, F.; Kersting, K.; Mutzel, P.; and Neumann, M. 2020a. TUDataset: A collection of benchmark datasets for learning with graphs. *CoRR*, abs/2007.08663.
- Morris, C.; Kriege, N. M.; Bause, F.; Kersting, K.; Mutzel, P.; and Neumann, M. 2020b. Tudataset: A collection of benchmark datasets for learning with graphs. *arXiv preprint arXiv:2007.08663*.
- Nguyen, T.; Chen, Z.; and Lee, J. 2021. Dataset Meta-Learning from Kernel Ridge-Regression. In *9th International Conference on Learning Representations, ICLR 2021*.
- Nguyen, T.; Novak, R.; Xiao, L.; and Lee, J. 2021. Dataset distillation with infinitely wide convolutional networks. *Advances in Neural Information Processing Systems*, 34: 5186–5198.
- Papernot, N.; McDaniel, P.; and Goodfellow, I. 2016. Transferability in machine learning: from phenomena to black-box attacks using adversarial samples. *arXiv preprint arXiv:1605.07277*.
- Ranjan, E.; Sanyal, S.; and Talukdar, P. P. 2020. ASAP: Adaptive Structure Aware Pooling for Learning Hierarchical Graph Representations. In *The Thirty-Fourth AAAI Conference on Artificial Intelligence, AAAI 2020*, 5470–5477.
- Roy, K. K.; Roy, A.; Rahman, A. M.; Amin, M. A.; and Ali, A. A. 2021. Structure-Aware Hierarchical Graph Pooling using Information Bottleneck. In *2021 International Joint Conference on Neural Networks (IJCNN)*, 1–8. IEEE.
- Sener, O.; and Savarese, S. 2018. Active Learning for Convolutional Neural Networks: A Core-Set Approach. In *6th International Conference on Learning Representations, ICLR 2018*.
- Shafahi, A.; Najibi, M.; Ghiasi, M. A.; Xu, Z.; Dickerson, J.; Studer, C.; Davis, L. S.; Taylor, G.; and Goldstein, T. 2019. Adversarial training for free! *Advances in Neural Information Processing Systems*, 32.
- Sui, Y.; Wang, X.; Chen, T.; He, X.; and Chua, T.-S. 2022. Inductive Lottery Ticket Learning for Graph Neural Networks.
- Taylor, S. A.; Fernandez-Marques, J.; and Lane, N. D. 2020. Degree-quant: Quantization-aware training for graph neural networks. *arXiv preprint arXiv:2008.05000*.
- Toader, L.; Uta, A.; Musaafir, A.; and Iosup, A. 2019. Graphless: Toward serverless graph processing. In *2019 18th International Symposium on Parallel and Distributed Computing (ISPDC)*, 66–73. IEEE.
- Tramèr, F.; Kurakin, A.; Papernot, N.; Goodfellow, I.; Boneh, D.; and McDaniel, P. 2017. Ensemble adversarial training: Attacks and defenses. *arXiv preprint arXiv:1705.07204*.
- Velickovic, P.; Cucurull, G.; Casanova, A.; Romero, A.; Liò, P.; and Bengio, Y. 2018. Graph Attention Networks. In *6th International Conference on Learning Representations, ICLR 2018*.
- Wang, J.; Wang, Y.; Yang, Z.; Yang, L.; and Guo, Y. 2021. Bi-gcn: Binary graph convolutional network. In *Proceedings of the IEEE/CVF Conference on Computer Vision and Pattern Recognition*, 1561–1570.
- Wang, K.; Liang, Y.; Wang, P.; Wang, X.; Gu, P.; Fang, J.; and Wang, Y. 2023. Searching Lottery Tickets in Graph Neural Networks: A Dual Perspective. In *The Eleventh International Conference on Learning Representations*.
- Wang, T.; Zhu, J.-Y.; Torralba, A.; and Efros, A. A. 2018. Dataset distillation. *arXiv preprint arXiv:1811.10959*.
- Wang, X.; He, X.; Wang, M.; Feng, F.; and Chua, T.-S. 2019. Neural graph collaborative filtering. In *Proceedings of the 42nd international ACM SIGIR conference on Research and development in Information Retrieval*, 165–174.
- Wang, Y.; Wang, J.; Cao, Z.; and Barati Farimani, A. 2022. Molecular contrastive learning of representations via graph neural networks. *Nature Machine Intelligence*, 4(3): 279–287.
- Welling, M. 2009. Herding dynamical weights to learn. In *Proceedings of the 26th Annual International Conference on Machine Learning*, 1121–1128.
- Wu, F.; Souza, A.; Zhang, T.; Fifty, C.; Yu, T.; and Weinberger, K. 2019. Simplifying graph convolutional networks. In *International conference on machine learning*, 6861–6871. PMLR.
- Wu, J.; Chen, X.; Xu, K.; and Li, S. 2022a. Structural entropy guided graph hierarchical pooling. In *International Conference on Machine Learning*, 24017–24030. PMLR.
- Wu, S.; Sun, F.; Zhang, W.; Xie, X.; and Cui, B. 2022b. Graph neural networks in recommender systems: a survey. *ACM Computing Surveys*, 55(5): 1–37.
- Wu, Z.; Pan, S.; Chen, F.; Long, G.; Zhang, C.; and Philip, S. Y. 2020. A comprehensive survey on graph neural networks. *IEEE transactions on neural networks and learning systems*, 32(1): 4–24.
- Xu, K.; Hu, W.; Leskovec, J.; and Jegelka, S. 2019. How Powerful are Graph Neural Networks? In *7th International Conference on Learning Representations, ICLR 2019*.
- Yang, N.; Zeng, K.; Wu, Q.; and Yan, J. 2023. MoleRec: Combinatorial Drug Recommendation with Substructure-Aware Molecular Representation Learning. In *Proceedings of the ACM Web Conference 2023*, 4075–4085.
- Ying, Z.; You, J.; Morris, C.; Ren, X.; Hamilton, W.; and Leskovec, J. 2018. Hierarchical graph representation learning

with differentiable pooling. *Advances in neural information processing systems*, 31.

You, Y.; Chen, T.; Wang, Z.; and Shen, Y. 2020. L2-gcn: Layer-wise and learned efficient training of graph convolutional networks. In *Proceedings of the IEEE/CVF Conference on Computer Vision and Pattern Recognition*, 2127–2135.

Yue, X.; Wang, Z.; Huang, J.; Parthasarathy, S.; Moosavinasab, S.; Huang, Y.; Lin, S. M.; Zhang, W.; Zhang, P.; and Sun, H. 2020. Graph embedding on biomedical networks: methods, applications and evaluations. *Bioinformatics*, 36(4): 1241–1251.

Zeng, H.; Zhou, H.; Srivastava, A.; Kannan, R.; and Prasanna, V. K. 2020. GraphSAINT: Graph Sampling Based Inductive Learning Method. In *8th International Conference on Learning Representations, ICLR 2020, Addis Ababa, Ethiopia, April 26-30, 2020*. OpenReview.net.

Zhang, S.; Liu, Y.; Sun, Y.; and Shah, N. 2021. Graph-less neural networks: Teaching old mlps new tricks via distillation. *arXiv preprint arXiv:2110.08727*.

Zhao, B.; and Bilen, H. 2021. Dataset condensation with differentiable siamese augmentation. In *International Conference on Machine Learning*, 12674–12685. PMLR.

Zhao, B.; and Bilen, H. 2023. Dataset condensation with distribution matching. In *Proceedings of the IEEE/CVF Winter Conference on Applications of Computer Vision*, 6514–6523.

Zhao, B.; Mopuri, K. R.; and Bilen, H. 2020. Dataset condensation with gradient matching. *arXiv preprint arXiv:2006.05929*.

Zhou, J.; Cui, G.; Hu, S.; Zhang, Z.; Yang, C.; Liu, Z.; Wang, L.; Li, C.; and Sun, M. 2020. Graph neural networks: A review of methods and applications. *AI open*, 1: 57–81.

## Notations

**Table 6:** The notations commonly reported in this work are placed here.

Notation	Definition
$C$	The number of classes of the raw graph
$K$	The initialization times
$M$	The number of adversarial perturbation optimizations
$T$	The training epochs
$\mathcal{T} = (A, X, Y)$	Original graph
$\mathcal{S} = (A', X', Y')$	Synthetic graph
$D(\cdot)$	The distance function for computing gradient loss
$\rho$	The hyperparameter to control the sparsity of adjacency matrix.

## Algorithm of our GroC method

Algorithm 1: The framework of our proposed GroC.

---

```

1: Input: Training data Graph  $\mathcal{T} = (A, X, Y)$ , pre-defined labels  $Y'$  for condensed synthetic graph. Hyperparameters for
   control the progress of synthesized data  $\omega_1$  and  $\omega_2$ . Learning rates  $\eta_1, \eta_2, \alpha, \rho$  is the hyperparameter to control the sparsity
   of the synthesized data adjacency matrix.
2: Randomly selecting node features of raw data to construct synthetic node attributes (one class chooses one node)  $X'$ .
3: Initialize  $\delta_0$  as uniform noise
4: Initialize  $m_\delta$  as a differentiable matrix of all ones
5: Initialize  $m_g$  as a matrix of all ones
6: Initialize  $\gamma = 0$ 
7: for  $k = 0, \dots, K - 1$  do
8:   Initialize  $\theta_0 \sim P_{\theta_0}$ 
9:   for  $t = 0, \dots, T - 1$  do
10:     $D' = 0$ 
11:    if  $\gamma \% M == 0$  then
12:      Initialize  $\delta_0$  as uniform noise
13:      Initialize  $m_\delta$  as a differentiable matrix of all ones
14:      Initialize  $m_g$  as a matrix of all ones
15:      Initialize  $\gamma = 0$ 
16:    end if
17:     $\gamma = \gamma + 1$ 
18:    for  $c = 0, \dots, C - 1$  do
19:      Compute  $A' = g_\phi(X')$  then  $\mathcal{S} = (A', X', Y')$ 
20:      Sample  $(A_c, X_c, Y_c) \sim \mathcal{T}$  and  $(A'_c, X'_c, Y'_c) \sim \mathcal{S}$ 
21:      Compute  $\ell_t^T = \ell(f_{\theta_t}(A_c, X_c), Y_c)$  then  $\ell_t^S = \ell(f_{\theta_t}(A'_c, X'_c + \delta_\gamma \odot m_\delta \odot m_g), Y'_c)$ 
22:       $D' \leftarrow D' + D(\nabla_{\theta_t} \ell_t^T, \nabla_{\theta_t} \ell_t^S)$ 
23:    end for
24:    Compute Shock Absorber  $\delta_{\gamma+1} = \delta_\gamma + \alpha \cdot (\nabla_\delta D(\nabla_{\theta_t} \ell_t^T, \nabla_{\theta_t} \ell_t^S))$ 
25:    Compute gradient matrix  $R = |\nabla_{m_\delta} D(\nabla_{\theta_t} \ell_t^T, \nabla_{\theta_t} \ell_t^S)|$ 
26:    Set  $m_{g(ij)} = 1$  if  $R_{ij}$  in the highest Top-K( $R$ ) values, otherwise 0
27:    if  $t \% (\omega_1 + \omega_2) < \omega_1$  then
28:      Update  $X' \leftarrow X' - \eta_1 \nabla_{X'} D'$ 
29:    else
30:      Update  $g_\phi \leftarrow g_\phi - \eta_2 \nabla_{\phi} D'$ 
31:    end if
32:    Update  $\theta_{t+1} \leftarrow \text{opt}_\theta(\theta_t, \mathcal{S}, \tau_\theta)$ 
33:  end for
34: end for
35:  $A' = g_\phi(X')$ 
36:  $A'_{ij} = A'_{ij}$  if  $A_{ij} > \rho$ , otherwise 0
37: return Condensed graph  $(A', X', Y')$ 

```

---