

# GPT4Vis: What Can GPT-4 Do for Zero-shot Visual Recognition?

Wenhao Wu<sup>1,2\*</sup>✉, Huanjin Yao<sup>2,3\*</sup>, Mengxi Zhang<sup>2,4\*</sup>, Yuxin Song<sup>2</sup>, Wanli Ouyang<sup>5</sup>, Jingdong Wang<sup>2</sup>  
<sup>1</sup>The University of Sydney <sup>2</sup>Baidu Inc. <sup>3</sup>Tsinghua University  
<sup>4</sup>Tianjin University <sup>5</sup>The Chinese University of Hong Kong

<https://github.com/whwu95/GPT4Vis>

*“The world as we have created it is a process of our thinking. It cannot be changed without changing our thinking.”*

— Albert Einstein

## Abstract

*This paper does not present a novel method. Instead, it delves into an essential, yet must-know baseline in light of the latest advancements in Generative Artificial Intelligence (GenAI): the utilization of GPT-4 for visual understanding. Our study centers on the evaluation of GPT-4’s **linguistic** and **visual** capabilities in zero-shot visual recognition tasks: Firstly, we explore the potential of its generated rich textual descriptions across various categories to enhance recognition performance without any training. Secondly, we evaluate GPT-4’s visual proficiency in directly recognizing diverse visual content. We conducted extensive experiments to systematically evaluate GPT-4’s performance across images, videos, and point clouds, using 16 benchmark datasets to measure top-1 and top-5 accuracy. Our findings show that GPT-4, enhanced with rich linguistic descriptions, significantly improves zero-shot recognition, offering an average top-1 accuracy increase of 7% across all datasets. GPT-4 excels in visual recognition, outshining OpenAI-CLIP’s ViT-L and rivaling EVA-CLIP’s ViT-E, particularly in video datasets HMDB-51 and UCF-101, where it leads by 22% and 9%, respectively. We hope this research contributes valuable data points and experience for future studies. We release our code at <https://github.com/whwu95/GPT4Vis>.*

## 1. Introduction

ChatGPT [24], launched in November 2022, marked a seismic shift in the application of AI, sparking a “wow” moment that galvanized the tech industry. This innovative product catalyzed a flurry of investment in Generative AI.

The innovation journey continued in March 2023 with the introduction of GPT-4<sup>1</sup>, a large multimodal model, capable of processing both text and images, further captivated the industry by demonstrating the extensive capabilities of multimodal technologies. By the end of September 2023, GPT-4 with Vision (GPT-4V) was fully integrated into the ChatGPT platform. Following this milestone, comprehensive user study reports [14, 15, 29, 34, 41, 42, 44] by computer vision researchers began to emerge, providing evaluations of its visual prowess. More recently, on the first anniversary of ChatGPT, November 6, 2023, OpenAI hosted its first DevDay, during which the GPT-4V API was released. This release opens new doors for the academic community to conduct extensive evaluations of its performance across a range of visual benchmarks, offering quantitative metrics beyond the limited scope of user studies.

In this paper, we evaluate GPT-4’s performance in visual recognition tasks—one of the fundamental tasks in the field of computer vision—without any fine-tuning (*i.e.*, in a zero-shot manner). We explore two main facets: **linguistic** and **visual** capabilities. (i) Regarding linguistic capabilities, we investigate how GPT-4’s language proficiency can bolster visual recognition. It’s widely recognized that the large-scale image-text pre-trained model CLIP [27] has built a bridge between vision and text, enabling zero-shot visual recognition by calculating similarity scores between category name embeddings and image embeddings. Building on CLIP’s foundation, we aim to utilize GPT-4’s extensive linguistic knowledge to craft more nuanced and detailed descriptions of category names, thus enhancing intra-class diversity and inter-class distinguishability, offering a refined alternative to the use of basic category names for zero-shot recognition. (ii) As for visual capabilities, the evaluation is quite straightforward: we directly feed the image or images (applicable to video and point cloud data) along with candidate categories. By employing prompts, we instruct GPT-4V to organize the candidate categories by relevance

<sup>1</sup>GPT-4 can accept a prompt of text and images. For clarity, in this paper, we refer to the version of the model with visual capabilities as “GPT-4V”, following the OpenAI official report [25].

\* Research interns at Baidu ✉ Corresponding author

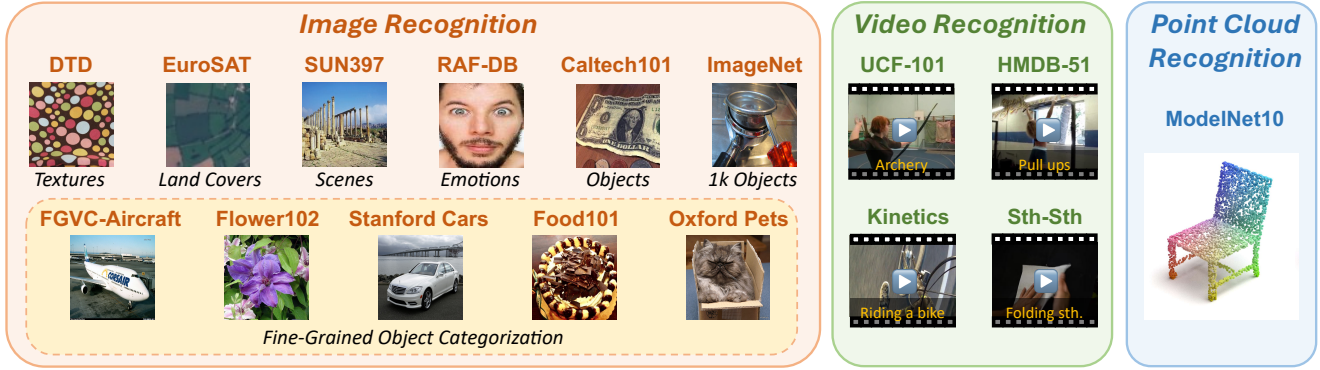


Figure 1. An overview of 16 evaluated popular benchmark datasets, comprising images, videos, and point clouds. The image benchmarks include tasks such as texture recognition, satellite image classification, scene recognition, facial expression recognition, as well as fine-grained object classification. The video datasets encompass diverse human actions captured from various viewpoints and scenes. The point cloud datasets provide valuable information that can be projected onto multi-view depth maps for visual recognition.

to the visual content, thereby obtaining Top-5 prediction.

To conduct a comprehensive evaluation, we included three distinct modalities: images, videos, and point clouds, across 16 well-known and publicly available classification benchmarks [1, 4–6, 8–13, 21, 23, 26, 30, 39, 40], as showcased in Figure 1. For video datasets, we implemented a uniform sampling of frames to create multi-image inputs. For point cloud data, we process the 3D shape into multiple 2D rendered images. For each dataset, we offer the zero-shot performance of CLIP, a representative model among web-scale pre-trained vision-language models (VLMs), as a reference. The results includes four backbones: OpenAI CLIP (pre-trained on 400M image-text pairs) with ViT-B/32, ViT-B/16, and ViT-L/14, as well as the more recent and larger EVA CLIP’s ViT-E/14, which boasts a staggering 4.4B parameters (14× that of ViT-L), and has been pre-trained on 2B image-text pairs. Our research highlights that GPT-4’s linguistic capabilities play a crucial role in boosting zero-shot visual recognition, delivering a notable average increase of 7% in top-1 absolute accuracy across 16 datasets. This leap in performance is driven by GPT-4’s rich knowledge, enabling it to craft detailed descriptions for diverse categories. Simultaneously, GPT-4’s prowess in visual recognition, evaluated across 16 datasets, is almost on par with EVA-CLIP’s ViT-E. This is particularly evident in video datasets such as UCF-101 and HMDB-51, where GPT-4 distinctly surpasses the performance of ViT-E, highlighting its effectiveness in handling contextual visual content reasoning. For more detailed results, analyses, and experimental details, please refer to the experimental section.

To the best of our knowledge, this study is the first quantitative evaluation of zero-shot visual recognition capabilities using GPT-4V across three modalities—images, videos, and point clouds—over 16 popular visual benchmarks. We believe that the empirical evidence and prompts provided

herein are worth knowing. We hope our data points and experience will contribute meaningfully to future research.

## 2. Related Works

**Preliminary Explorations of GPT-4V.** Recent studies have undertaken detailed case studies on GPT-4V’s capabilities across diverse tasks. Prior research [41] delved into the reasoning skills of foundational models within visual domains from a qualitative perspective. Subsequently, GPT-4V’s performance has been examined in various visual-language tasks, including but not limited to video understanding [15], optical character recognition (OCR) [29], image context reasoning [16], recommender system [44], mathematical logic [18], medical imaging analysis [14, 42], anomaly detection [3], social media analysis [20] and autonomous driving [34]. However, a gap remains in these studies: most have concentrated on qualitative, initial explorations without extensive quantitative analysis utilizing established visual benchmarks. Such analysis is essential for a comprehensive validation of GPT-4V’s visual understanding capabilities. The recent availability of its API <sup>2</sup> now enables large-scale quantitative evaluations.

**Enhancing Zero-shot Visual Recognition with LLMs.** The web-scale image-text pre-training model, CLIP [27], has established a pivotal connection between visual and textual domains. Numerous subsequent studies have extended this model to video understanding [7, 19, 33, 35–38] or point cloud recognition [43, 46]. With the ascent of Large Language Models (LLMs), there is increasing interest in harnessing class-specific knowledge from LLMs can improve CLIP’s prediction accuracy. [22] leveraged GPT-3 [2] to create text descriptions for unseen class labels and compare the image embedding with the embeddings of the

<sup>2</sup>[gpt-4-vision-preview: https://platform.openai.com/docs/guides/vision](https://platform.openai.com/docs/guides/vision)

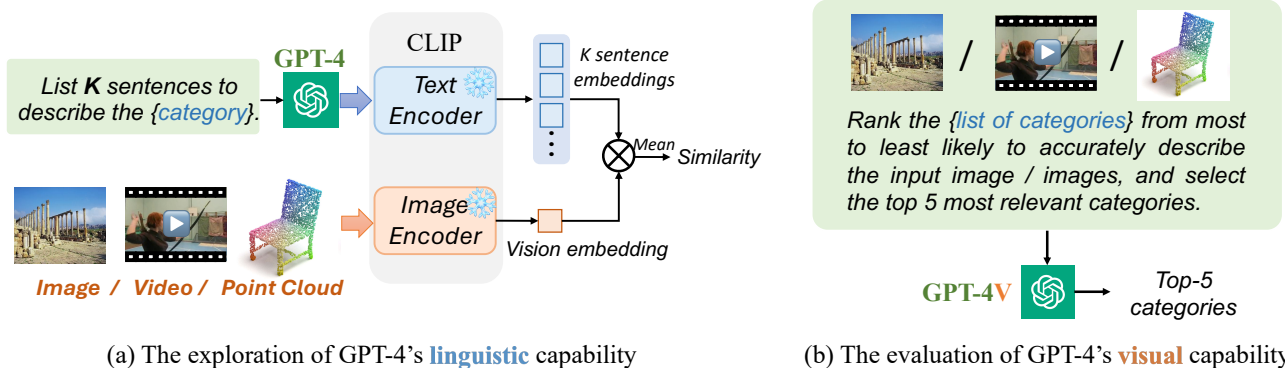



Figure 2. Zero-shot visual recognition leveraging GPT-4’s linguistic and visual capabilities. (a) We built upon the visual-language bridge established by CLIP [27] and employed the rich linguistic knowledge of GPT-4 to generate additional descriptions for categories, exploring the benefits to visual recognition. (b) We present visual content (*i.e.*, single or multiple images) along with a category list, and prompt GPT-4V to generate the top-5 prediction results.

descriptions. [28] further developed this concept by employing ChatGPT to structure the classes hierarchically to boost zero-shot image recognition. In our study, rather than constructing a hierarchical structure, we prompt GPT-4 to produce multi-sentence descriptions for categories, examining the effectiveness of this straightforward approach in image, video, and point cloud recognition.

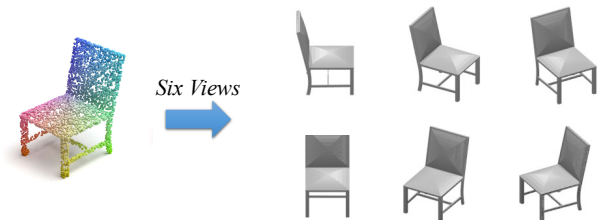
### 3. Methodology

As demonstrated in Figure 2, we evaluate GPT-4’s linguistic and visual capabilities in zero-shot visual recognition. This section will introduce the specific details.

#### 3.1. Data Processing



(a) Uniform sampling of videos into multiple images.



(b) Projection of point clouds into multiple images from six views.

Figure 3. Processing video and point cloud data into images.

To align with the input requirements of CLIP [27] and GPT-4V [25], apart from image classification tasks, the inputs for video and point cloud classification must be trans-

formed into images. As illustrated in Figure 3, this process involves the transformation of video and point cloud data into image sets. Specifically, for input videos, we uniformly sample eight frames to serve as multi-image inputs. Regarding point clouds, we follow MVCNN [31] to render multiple views around the object in a uni-directional manner at an angle of 30 degrees. To reduce testing costs, we use six frontally rendered images in our process. This prepares us to carry out subsequent evaluations.

#### 3.2. Exploration of Linguistic Capabilities

Our objective is to explore how the extensive linguistic knowledge of GPT-4 can be leveraged to enhance visual recognition performance. Building on the cross-modal bridge established by CLIP through large-scale image-text pre-training, we aim to enrich textual descriptions beyond using simple category names to better align with visual content. As shown in Figure 2(a), we begin by guiding GPT-4 to generate  $K$  sentences describing each category in the dataset using appropriate prompts. These  $K$  sentences are then converted into  $K$  text embeddings via CLIP’s frozen text encoder, while the visual signal is encoded into a vision embedding by CLIP’s frozen image encoder (*e.g.*, for video and point cloud data, the vision embedding is obtained by global averaging pooling over multiple frame embeddings or viewpoint embeddings). Subsequently, these text embeddings are compared with the vision embedding to calculate  $K$  similarity scores. After normalization with a *Softmax* function and averaging, we obtain a consolidated similarity score for each category in relation to the visual input. Given a dataset with  $C$  categories, each visual input yields  $C$  similarity scores, which are then ranked from highest to lowest to determine the final prediction.

Modality	Dataset	#Classes	Res. (Ave.)	#Samples
Image	DTD [5]	47	300×300	1,692
	EuroSAT [10]	10	64×64	8,100
	SUN397 [40]	397	969×776	19,850
	RAF-DB [13]	7	100×100	3,068
	Caltech101 [8]	101	300×200	2,465
	ImageNet [6]	1000	469×387	50,000
	FGVC-Aircraft [21]	100	1098×747	3,333
	Flower102 [23]	102	667×500	2,463
	Stanford Cars [11]	196	360×240	8,041
	Food101 [1]	101	500×350	30,300
Oxford Pets [26]	37	500×350	3,669	
Video	UCF-101 [30] (Split 1)	101	320×240	3,783
	HMDB-51 [12] (Split 1)	51	340×256	1,530
	Kinetics-400 [4]	400	420×320	19,796
	Sth-Sth V1 [9]	174	176×100	11,522
Point Cloud	ModelNet10 [39]	10	224×224	908

Table 1. The statistics of these evaluated datasets.

### 3.3. Evaluation of Visual Capabilities

The recent release of the GPT-4V API allows for a comprehensive evaluation of visual benchmarks, moving beyond limited case studies within the ChatGPT web interface. The evaluation process, outlined in Figure 2(b), is simple and straightforward. Visual samples, whether a single image or a collection, are inputted along with an appropriate text prompt. This prompt guides GPT-4V to assess the dataset’s categories, sorting them based on their relevance to the provided visual content, and produces the top-5 prediction results. These predictions are subsequently compared against the ground truth of the dataset to derive both top-1 and top-5 accuracy metrics, providing a quantitative assessment of GPT-4V’s visual understanding capabilities. Further details about our prompts is available in [Code Repo](#).

## 4. Experiments


### 4.1. Datasets

This study evaluates 16 visual datasets across images, videos, and point clouds. The evaluation employs the widely recognized validation sets for these benchmarks, with Table 1 providing detailed statistics for each dataset.

### 4.2. Implementation Details

**GPT-4 Generated Descriptions.** Using the GPT-4 API (version gpt-4-1106-preview), we generate  $K$  descriptive sentences for each category, with  $K$  defaulting to be 20. As an example, for the “British Shorthairs” category from the Oxford Pets dataset [26], we present our prompts alongside GPT-4’s responses in Figure 4.

**Utilizing GPT-4 with Vision.** In our study, we employ the GPT-4V API (specifically, gpt-4-vision-preview) to evalu-

 I want you to act as a pet expert. I will give you a word and you task is to give me 20 sentences to describe the word. Your description must accurately revolve around this word and be as objective, detailed and diverse as possible. In addition, the subject of your description is a pet photograph. The word is “British Shorthairs”.





 1. British Shorthairs have round, expressive eyes that are typically copper or gold, adding to their endearing look.  
 2. This breed's coat comes in a variety of colors and patterns, with the blue-gray variety being one of the most popular and iconic.  
 3. The British Shorthair, with its dense and plush coat, has a distinctively chunky body and a broad face that give it a teddy bear-like appearance.  
 .....

Figure 4. Sentences generated by GPT-4 for “British Shorthairs”.


 Please play the role of a facial expression classification expert, and sort the provided categories from high to low according to the top 5 similarity with the input image. Here are the optional categories: ['Surprise', 'Fear', 'Disgust', 'Happiness', 'Sadness', 'Anger', 'Neutral'], and following is the image.




 [“Happiness”, “Surprise”, “Neutral”, “Fear”, “Disgust”]  
 (a) Prompts for facial expression recognition.

 Please play the role of a video classification expert, and sort the provided categories from high to low according to the top 5 similarity with the input images. Here are the optional categories: ['ride\_bike', 'kick', 'smoke', 'sword', .....], and these input images are from a video.



 [“brush\_hair”, “sit”, “stand”, “talk”, “smile”]  
 (b) Prompts for video action recognition.

 Please play the role of a point cloud classification expert, and sort the provided categories from high to low according to the top 5 similarity with the input images. Here are the optional categories: ['bathtub', 'bed', 'chair', 'desk', 'dresser', .....], and these six images are six viewpoints of an object.




 [“chair”, “sofa”, “desk”, “table”, “night\_stand”]  
 (c) Prompts for point cloud recognition.

Figure 5. Prompts for image, video, and point cloud datasets: (a) An example from RAF-DB [13] illustrates 7-class facial expression recognition. (b) A video example from HMDB-51 [12] demonstrates 51-class action recognition, where ellipses indicate category names omitted due to space constraints. (c) An example from ModelNet10 [39] for point cloud classification across 10 categories, where ellipses again indicate the truncation of category names owing to space constraints. Please zoom in for best view.



ate 16 different benchmarks. For videos, we select 8 frames via uniform sampling for API processing, and for point clouds, we provide images from six perspectives. Figure 5 showcases the interaction with GPT-4V, highlighting both the prompts used and the subsequent responses for evaluations across images, videos, and point clouds.

### 4.3. Gains from GPT Prompts

Table 2 showcases our evaluation results on 16 datasets and their average performance. For each dataset, we’ve detailed results using four different CLIP backbones, including OpenAI CLIP [27]’s configurations of ViT-B/32, ViT-B/16, and ViT-L/14, each pre-trained with 400 million image-text pairs, and the EVA CLIP [32]’s ViT-E/14, which is notable for its 4.4 billion parameters (14× that of ViT-L/14) and training on 2 billion image-text pairs. We will delve into an analysis of these results next.

Descriptions generated by GPT-4 distinctly surpass the CLIP baseline in a majority of datasets, boasting an average top-1 accuracy improvement of 7% across 16 datasets. This consistent enhancement across all three modalities—images, videos, and point clouds—highlights the method’s potent generalizability. More specifically:

1) For image datasets, with RAF-DB [13] as a focal point, GPT Prompts enable an over 20% increment in accuracy across various backbones. For other datasets like EuroSAT [10] satellite image classification, Flower [23] fine-grained recognition, Pets [26] fine-grained recognition, Aircraft [21] fine-grained classification, and Caltech101 [8] object classification, we observe boosts of approximately 9-15%. Smaller gains in Stanford Cars [11] and Food101 [1] suggest that a high density of similar categories may lead to ambiguous descriptions, confusing the CLIP model. In general, larger CLIP models achieve better zero-shot recognition performance on image tasks, and GPT-generated prompts reliably offer additional enhancements.

2) On video datasets, especially HMDB-51 [12] and UCF101 [30], we observe astonishing gains of up to 11-15%, indicating that rich descriptions of human actions align better with video content than simpler phrases. The Something-Something V1 (SSV1) [9] dataset, however, exhibits poor performance with the CLIP baseline (< 4% Top-1) due to the lack of temporal modeling. Unlike Kinetics, UCF, and HMDB datasets, which can be recognized through scenes and object appearances as shown in Figure 6, SSV1 demands the understanding of complex object-object and human-object interactions, requiring robust temporal and motion modeling for correct recognition. Hence, activities cannot be inferred merely from individual frames (e.g., Pushing something so it spins), as demonstrated in Figure 7. In essence, with scene-based video recognition datasets, the larger the CLIP model, the greater the zero-shot performance, a trend consistent with image tasks where



Figure 6. Two video examples from the Kinetics dataset [4] accurately predicted by GPT-4V.



Figure 7. Two video examples from the Something-Something dataset [9] incorrectly predicted by GPT-4V.

GPT Prompts lead to additional gains. Yet, in datasets where temporal modeling is crucial, CLIP’s simple frame averaging strategy falls short, and GPT prompts cannot compensate for this deficiency.

3) For point cloud datasets, employing multiple rendered viewpoints for zero-shot recognition with CLIP achieves noteworthy accuracy, mirroring the positive effects seen with image and scene-based video datasets. The integration of GPT Prompts further amplifies these positive results.

### 4.4. Zero-shot Visual Performance of GPT-4V

To evaluate the visual capabilities of GPT-4V, as shown in Table 2, we conduct quantitative evaluation across 16 datasets. Utilizing straightforward prompts (depicted in Figure 5), we obtain predictions from GPT-4V. Analyzing the average results from these 16 datasets, GPT-4V’s top-1 accuracy approaches that of EVA’s ViT-E. Specifically:

1) On image datasets, GPT-4V significantly outstrips the largest CLIP model EVA ViT-E on the RAF-DB dataset [13] (68.7% vs. 31.0%), demonstrating a strong capability in facial expression recognition. Additionally, it outperforms EVA ViT-E in the fine-grained task of aircraft recognition [21] (56.6% vs. 50.6%) and achieves comparable results in Caltech101 object recognition [8]. GPT-4V’s ability to classify textures [5], satellite images [10], and recog-

Dataset Backbone (#Param)	Describable Textures (DTD)			EuroSAT			SUN397		
	Baseline	GPT Prompts	Top-1 $\Delta$	Baseline	GPT Prompts	Top-1 $\Delta$	Baseline	GPT Prompts	Top-1 $\Delta$
CLIP ViT-B/32 (88M)	42.1 / 69.3	46.9 / 78.0	+4.8	40.2 / 87.4	49.4 / 83.1	+9.2	59.2 / 88.1	63.3 / 91.0	+4.1
CLIP ViT-B/16 (86M)	46.0 / 72.6	48.5 / 78.4	+2.5	45.8 / 81.0	48.8 / 83.7	+3.0	60.9 / 89.1	65.5 / 91.9	+4.6
CLIP ViT-L/14 (304M)	51.8 / 77.4	54.8 / 81.6	+3.0	44.0 / 95.2	54.1 / 95.0	+10.1	65.2 / 91.4	70.3 / 94.2	+5.1
EVA ViT-E/14 (4.4B)	61.5 / 86.5	66.5 / 94.7	+5.0	55.1 / 96.9	70.3 / 93.7	+15.2	71.6 / 92.3	75.6 / 95.8	+4.0
<b>GPT-4V</b>	57.7 / 83.3			46.8 / 86.2			59.2 / 78.1		
Dataset Backbone (#Param)	Real-world Affective Faces (RAF-DB)			Caltech101			ImageNet-1K		
	Baseline	GPT Prompts	Top-1 $\Delta$	Baseline	GPT Prompts	Top-1 $\Delta$	Baseline	GPT Prompts	Top-1 $\Delta$
CLIP ViT-B/32 (88M)	22.4 / 76.6	45.8 / 90.6	+23.4	86.8 / 99.1	92.8 / 99.6	+6.0	59.0 / 85.6	63.7 / 88.7	+4.7
CLIP ViT-B/16 (86M)	27.5 / 69.1	54.4 / 94.4	+26.9	87.9 / 98.7	94.6 / 99.6	+6.7	64.1 / 89.3	68.7 / 91.6	+4.6
CLIP ViT-L/14 (304M)	26.1 / 72.1	47.2 / 92.0	+21.1	86.7 / 99.3	96.2 / 100.0	+9.5	71.6 / 92.2	75.5 / 94.5	+4.9
EVA ViT-E/14 (4.4B)	31.0 / 90.9	54.9 / 93.7	+23.9	94.0 / 99.7	97.9 / 100.0	+3.9	78.4 / 93.5	81.6 / 96.1	+3.2
<b>GPT-4V</b>	68.7 / 93.8			93.7 / 98.2			63.1 / 78.2		
Dataset Backbone (#Param)	FGVC-Aircraft			Flower102			Stanford Cars		
	Baseline	GPT Prompts	Top-1 $\Delta$	Baseline	GPT Prompts	Top-1 $\Delta$	Baseline	GPT Prompts	Top-1 $\Delta$
CLIP ViT-B/32 (88M)	16.6 / 44.3	21.9 / 54.3	+5.3	61.6 / 77.6	71.8 / 89.6	+10.2	58.9 / 90.8	61.2 / 92.5	+2.3
CLIP ViT-B/16 (86M)	21.1 / 55.0	28.0 / 65.4	+6.9	64.8 / 80.2	74.5 / 91.4	+9.7	63.6 / 93.7	66.8 / 95.6	+3.2
CLIP ViT-L/14 (304M)	27.3 / 69.5	36.3 / 82.2	+9.0	73.1 / 86.3	81.5 / 94.0	+8.4	76.2 / 97.9	77.9 / 98.6	+1.7
EVA ViT-E/14 (4.4B)	50.6 / 86.9	58.4 / 96.6	+7.8	82.1 / 90.8	87.0 / 95.0	+4.9	94.2 / 99.8	94.5 / 99.9	+0.3
<b>GPT-4V</b>	56.6 / 80.8			69.1 / 77.3			62.7 / 81.8		
Dataset Backbone (#Param)	Food101			Oxford Pets			UCF-101		
	Baseline	GPT Prompts	Top-1 $\Delta$	Baseline	GPT Prompts	Top-1 $\Delta$	Baseline	GPT Prompts	Top-1 $\Delta$
CLIP ViT-B/32 (88M)	78.0 / 95.1	80.8 / 96.1	+2.8	79.9 / 96.3	89.3 / 99.7	+9.4	59.9 / 83.1	69.9 / 93.1	+10.0
CLIP ViT-B/16 (86M)	84.0 / 97.1	86.3 / 97.8	+2.3	81.8 / 96.4	91.0 / 99.8	+9.2	64.4 / 84.8	72.0 / 93.4	+7.6
CLIP ViT-L/14 (304M)	89.9 / 98.5	91.4 / 98.7	+1.5	88.2 / 97.7	94.1 / 99.9	+5.9	72.3 / 92.4	80.6 / 97.0	+8.3
EVA ViT-E/14 (4.4B)	93.4 / 99.0	93.2 / 99.1	-0.2	93.0 / 98.7	95.8 / 99.9	+2.8	74.8 / 93.3	86.5 / 99.0	+11.7
<b>GPT-4V</b>	86.2 / 93.8			90.8 / 98.6			83.7 / 94.9		
Dataset Backbone (#Param)	HMDB-51			Kinetics-400			Something-Something V1		
	Baseline	GPT Prompts	Top-1 $\Delta$	Baseline	GPT Prompts	Top-1 $\Delta$	Baseline	GPT Prompts	Top-1 $\Delta$
CLIP ViT-B/32 (88M)	38.4 / 64.9	47.2 / 78.4	+8.8	47.9 / 75.2	52.7 / 79.5	+4.8	2.2 / 7.9	3.0 / 10.6	+0.8
CLIP ViT-B/16 (86M)	41.9 / 69.9	51.1 / 80.5	+9.2	52.8 / 78.4	55.2 / 82.1	+2.4	2.7 / 9.2	3.4 / 11.2	+0.7
CLIP ViT-L/14 (304M)	46.8 / 75.1	55.6 / 86.0	+8.8	60.6 / 83.9	63.3 / 87.2	+2.7	3.7 / 11.9	3.9 / 13.8	+0.2
EVA ViT-E/14 (4.4B)	41.5 / 70.3	56.4 / 86.7	+14.9	61.5 / 84.9	67.6 / 87.7	+6.1	3.8 / 12.2	5.3 / 16.2	+1.5
<b>GPT-4V</b>	63.2 / 86.9			58.8 / 75.7			4.6 / 11.3		
Dataset Backbone (#Param)	ModelNet10			Average over 16 datasets					
	Baseline	GPT Prompts	Top-1 $\Delta$	Baseline	GPT Prompts	Top-1 $\Delta$			
CLIP ViT-B/32 (88M)	42.9 / 84.8	47.8 / 86.1	+4.9	49.7 / 76.6	56.7 / 81.9	+7.0			
CLIP ViT-B/16 (86M)	39.1 / 82.2	48.7 / 93.3	+9.6	53.0 / 77.9	59.8 / 84.4	+6.8			
CLIP ViT-L/14 (304M)	59.5 / 88.1	60.2 / 92.2	+0.7	58.9 / 83.1	65.2 / 87.9	+6.3			
EVA ViT-E/14 (4.4B)	70.0 / 94.2	80.3 / 99.7	+10.3	66.0 / 86.9	73.2 / 90.9	+7.2			
<b>GPT-4V</b>	66.8 / 90.9			64.5 / 81.9					

Table 2. Main results in zero-shot visual recognition across the 16 datasets, reporting Top-1 and Top-5 accuracy (%). We also report the parameter count of CLIP’s image backbone for reference. “Baseline” denotes the direct use of category names. “GPT Prompts” refers to the utilization of multi-sentence descriptions generated by GPT-4 Turbo API for category names. “GPT-4V” indicates the use of the GPT-4 Turbo with vision API for visual content recognition.

nize pets [26] situates it between the performance levels of CLIP ViT-L and EVA ViT-E. However, it slightly lags behind ViT-L in the more specialized areas of flower [23] and food [1] recognition. In the broad-spectrum challenge of ImageNet [6] 1k-class recognition and car type identification [11], GPT-4V’s accuracy falls between that of ViT-B/32 and ViT-B/16. In scenarios such as scene recognition [40],

GPT-4V’s efficacy is close to ViT-B/32, illustrating its competitive yet varying performance across a spectrum of visual tasks. It’s noteworthy that, as per the GPT-4V documentation<sup>3</sup>, the low-resolution version of the model scales images to 512×512, while the high-resolution version scales

<sup>3</sup><https://platform.openai.com/docs/guides/vision>

Prompt for CLIP ViT-B/32	DTD	SAT	SUN	RAF	Caltech	ImageNet	Aircraft	Flower	Cars	Food	Pets	K400	UCF	HMDB	MNet10
Baseline: Category name	42.1	40.2	59.2	22.4	86.8	59.0	16.6	61.6	58.9	78.0	79.9	47.9	59.9	38.4	42.9
Hand-crafted Prompt	43.7	45.3	62.0	24.2	91.1	62.0	19.5	67.0	60.4	80.5	87.4	49.8	61.5	43.0	40.1
<b>GPT Prompts</b>	44.6	<b>49.4</b>	57.7	<b>45.8</b>	90.8	59.6	21.5	<b>71.8</b>	53.0	80.0	87.4	47.9	69.4	44.5	<b>47.8</b>
Hand-crafted Prompt + <b>GPT Prompts</b>	<b>46.9</b>	48.0	<b>63.3</b>	34.5	<b>92.8</b>	<b>63.7</b>	<b>21.9</b>	70.1	<b>61.2</b>	<b>80.8</b>	<b>89.3</b>	<b>52.7</b>	<b>69.9</b>	<b>47.2</b>	42.0

Table 3. Evaluating the impact of different prompts on CLIP-based zero-shot visual recognition in image, video, and point cloud datasets. “Hand-crafted Prompt” denotes a fixed template, such as “A photo of a {category name}.” for image datasets, “A video of a person {category name}.” for video datasets, and “A point cloud depth map of a {category name}.” for point cloud datasets. “**GPT Prompts**” refers to descriptive sentences generated by GPT-4. “Hand-crafted Prompt + **GPT Prompts**” refers to a concatenation of a template with each descriptive sentence generated by GPT-4, such as “A photo of a {Category}. {GPT-generated sentence}”.

to  $2048 \times 2048$ . As Table 1 illustrates, many of the datasets feature relatively lower resolutions, with the majority significantly below  $512 \times 512$ . This discrepancy may impact GPT-4V’s recognition accuracy, as seen in the case of the EuroSAT dataset, which has a resolution of  $64 \times 64$ .

2) For video datasets, it’s important to highlight that Something-Something V1 [9] focuses on modeling temporal relationships, whereas UCF101 [30], HMDB51 [12], and Kinetics [4] are less dependent on such temporal relationships, meaning actions can often be inferred from individual frames, as shown in Figure 6. GPT-4V performs well on Kinetics, UCF101, and HMDB51, significantly surpassing EVA ViT-E’s performance on UCF101 and HMDB51: achieving 83.7% vs. 74.8% on UCF, and an even more significant 63.2% vs. 41.5% on HMDB. This superior performance may be due to GPT-4V’s adeptness at drawing inferences from the context of adjacent frames. Notably, GPT-4V’s performance on the SSV1 dataset is also markedly poor, at just 4.6% top-1 accuracy, which aligns with the CLIP baseline. This is exemplified in Figure 7, where isolating each frame does not provide enough context to ascertain the person’s activity; only through the analysis of motion information across a sequence of frames can we make a prediction. Such results highlight the limitations of GPT-4V in temporal modeling due to the absence of a video encoder capable of processing temporal dynamics and motions.

3) For point cloud datasets, GPT-4V demonstrates excellent performance with just six rendered images, on par with EVA ViT-E. It stands to reason that adding more views would likely enhance the recognition accuracy even further.

In this section, all the above results are intended to provide baseline data and experience for future research, encouraging the development of more effective prompts to guide GPT-4V towards more accurate recognition.

#### 4.5. Ablation Studies on GPT Prompts

Here we present several ablation studies demonstrating the impact of prompts on CLIP’s zero-shot performance.

**Impact of different prompts.** Table 3 comprehensively exhibits the results of different prompts on the zero-shot visual recognition performance of CLIP across various

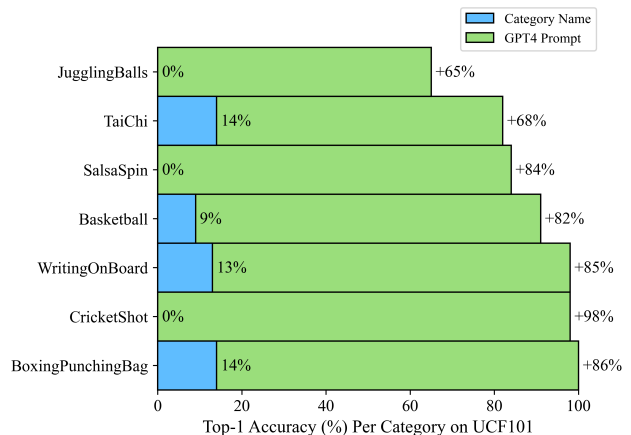


Figure 8. GPT Prompt vs. Category Name in some classes.

datasets. Augmenting this with Hand-crafted Prompt combined with the category names leads to further improvements in most datasets, showcasing the method’s robustness. We then explore the effectiveness of employing multiple GPT-generated descriptive sentences related to category names. We find that GPT Prompt outperforms the baseline in 14 datasets. Figure 8 showcases the performance enhancement of GPT Prompts over category names in certain categories. Also, GPT Prompt can achieve better performance than Hand-crafted Prompts in 10 datasets. Our conjecture is that single category names may convey more global concepts, while the fine-grained details in generated descriptions are likely to align more closely with the visual content, thus amplifying inter-class distinctiveness. The strategy of generating multiple descriptive sentences may potentially further augment this effect.

However, it’s noteworthy that GPT Prompts are either below or roughly on par with Hand-crafted Prompt in 6 datasets, particularly in SUN397 [40], ImageNet-1k [6], Oxford Cars [11], and Kinetics-400 [4]. These datasets generally have a large number of categories with an emphasis on highly fine-grained classification. For such closely similar categories (like similar cars or scenes), richer descriptions generated may not be as distinctive as simply us-

Method	# Sentences	Top-1(%)
Baseline: Category name	1	40.2
GPT Prompts	1	38.4
	3	42.9
	5	47.4
	10	49.1
	20	49.4
	30	49.9

Table 4. The impact of different numbers of sentences generated by GPT on EuroSAT dataset. Backbone: CLIP ViT-B/32.

	DTD	SUN	RAF	Caltech	ImgNet	Aircraft	Flower	Cars	Food	Pets
Batch	59.1	57.0	58.5	95.5	58.5	36.0	70.6	58.3	79.0	92.6
Single	57.7	59.2	68.7	93.7	63.1	56.6	69.1	62.7	86.2	90.8

Table 5. Impact of Single vs. Batch Testing on GPT-4V performance evaluation, reporting top-1 accuracy (%).

ing the category name. Therefore, we consider combining “Hand-crafted Prompt + GPT Prompts” to amalgamate the advantages of both, which has led to improved results in 11 datasets. For the 4 datasets (*i.e.*, EuroSAT [10], RAF-DB [13], Flower102 [23] and ModelNet10 [39]) where GPT Prompts demonstrate a clear advantage, the integration of Hand-crafted Prompt has been deemed unnecessary.

**Impact of sentence quantity generated by GPT.** Our exploration also delved into the effect of the number of descriptive sentences generated by GPT-4 on zero-shot performance. Taking the EuroSAT [10] dataset as an example, as shown in Table 4, performance with only one generated sentence was lower than using the category name alone. However, an increase to three sentences led to a noticeable improvement and surpassed the baseline (42.9% vs. 40.2%). With five sentences, there was a substantial performance boost. In pursuit of identifying a saturation point for this improvement, we observed that increasing to 20 sentences brought about minimal additional benefits. Consequently, we adopt the generation of 20 sentences as the default setting for our experiments.

## 5. Special Cases and Discussion on GPT-4V

In this section, we primarily present some special phenomena observed during the evaluation, provided for the reference of future researchers.

**Batch Testing vs. Single Testing.** Our initial results were released before December 2023, during a period when we were constrained by OpenAI’s daily API request limit of 100 per account. This led us to implement *Batch Testing*, where one request yielded results for multiple samples. Moving closer to March 2024, the limits were removed for tier 5 accounts, enabling us to switch back to standard *Single*




Figure 9. Some examples rejected by GPT-4V. (a) is an image from ImageNet-1K, (b) and (c) are videos from Kinetics-400.

*Testing*, updating all datasets with one result per request. Table 5 shows a comparison of these two methods. The results from batch testing do not align perfectly with those from standard single testing. This misalignment could stem from several factors: 1) There’s a notable probability of result misalignment, *i.e.*, the results intended for sample A may actually correspond to sample B. Furthermore, we’ve observed instances of both repeated predictions for the same sample and missing predictions for others. 2) Given that GPT-4V can process all samples in a batch simultaneously, the content of these samples might interfere with the results of individual samples. Therefore, we recommend that future work should invariably employ single testing (*i.e.*, the API processes only one sample at a time) to ensure the accuracy of the tests.

**Predict categories beyond the given list.** In some instances, GPT-4V predicted categories that were not included in the given category list. For example, during the evaluation of the texture recognition dataset DTD [5], GPT-4V might respond with: “*Note: As there were no categories provided that perfectly matched some images (such as straw-like), I have used the most comparable or related terms from the list provided. Additionally, not all images may have an exact or obvious matching category within the provided list, and I’ve estimated the most relevant categories based on observable texture patterns in the images.*” In such cases, we tried to restrict the predictions to the provided category list through the prompts, but this proved ineffective. To proceed with the evaluation, we chose to exclude these predictions that were not within the given list.

**Prediction based on image names.** GPT-4V sometimes makes category inferences from image names. For streamlined data gathering, we set GPT-4V to output in a dictionary format, with sample ID from filename as the key, and predictions as the value. Notably, GPT-4V may rely on explicit category hints in filenames, like ‘banded\_0060.jpg’ from the DTD [5] dataset, impacting its predictions more than the visual content itself. For instance, the DTD dataset’s top-1 accuracy soared to 98% with original filenames but normalized to 57% when filenames were anonymized. To address this, we hashed sample names to ensure GPT-4V focuses on visuals over filename cues.

**Safety system in GPT-4V.** Throughout our dataset evalua-



tions, we stumbled upon specific instances, as depicted in Figure 9, where GPT-4V refused to generate predictions, stating: “Your input image may contain content that is not allowed by our safety system.” We surmise that this precautionary mechanism is designed to ensure that GPT-4V adheres to ethical guidelines by avoiding engagement with potentially sensitive or inappropriate content.

**GPT-4V API Costs.** We offer an estimate that using the GPT-4V API for one testing round across all datasets costs about \$4000 for reader’s reference.

## 6. Conclusion and Limitation

This work aims to quantitatively evaluating the linguistic and visual capabilities of the current state-of-the-art large multimodal model GPT-4 in zero-shot visual recognition tasks. To ensure a comprehensive evaluation, we have conducted experiments across three modalities—images, videos, and point clouds—spanning a total of 16 benchmarks. We hope our empirical study and experience will benefit the community, fostering the evolution of future multimodal models.

**Limitations:** 1) This study has focused solely on fundamental visual recognition tasks. A comprehensive quantitative analysis of other tasks, such as object detection, is necessary to truly gauge the breadth of these models’ capabilities in analyzing complex visual information. 2) This work is limited to the evaluation of GPT-4 alone. Future efforts could include quantitative comparisons of various multimodal models (e.g., LLaVA [17], MiniGPT-4 [45], etc.), enhancing the breadth and depth of our analysis. 3) The current method of prompting GPT-4V is quite straightforward, raising concerns that an overly lengthy category list will increase the number of input tokens, potentially leading to adverse effects. Designing more effective prompts may further unlock GPT-4V’s capabilities.

## References

- [1] Lukas Bossard, Matthieu Guillaumin, and Luc Van Gool. Food-101—mining discriminative components with random forests. In *ECCV*, 2014. 2, 4, 5, 6
- [2] Tom Brown, Benjamin Mann, Nick Ryder, Melanie Subbiah, Jared D Kaplan, Prafulla Dhariwal, Arvind Neelakantan, Pranav Shyam, Girish Sastry, Amanda Askell, et al. Language models are few-shot learners. *Advances in neural information processing systems*, 33:1877–1901, 2020. 2
- [3] Yunkang Cao, Xiaohao Xu, Chen Sun, Xiaonan Huang, and Weiming Shen. Towards generic anomaly detection and understanding: Large-scale visual-linguistic model (gpt-4v) takes the lead. *arXiv preprint arXiv:2311.02782*, 2023. 2
- [4] Joao Carreira and Andrew Zisserman. Quo vadis, action recognition? a new model and the kinetics dataset. In *CVPR*, 2017. 2, 4, 5, 7
- [5] Mircea Cimpoi, Subhansu Maji, Iasonas Kokkinos, Sammy Mohamed, and Andrea Vedaldi. Describing textures in the wild. In *CVPR*, 2014. 4, 5, 8
- [6] Jia Deng, Wei Dong, Richard Socher, Li-Jia Li, Kai Li, and Li Fei-Fei. Imagenet: A large-scale hierarchical image database. In *CVPR*, pages 248–255, 2009. 2, 4, 6, 7
- [7] Bo Fang, Wenhao Wu, Chang Liu, Yu Zhou, Yuxin Song, Weiping Wang, Xiangbo Shu, Xiangyang Ji, and Jingdong Wang. Uatvr: Uncertainty-adaptive text-video retrieval. In *ICCV*, 2023. 2
- [8] Li Fei-Fei, Rob Fergus, and Pietro Perona. Learning generative visual models from few training examples: An incremental bayesian approach tested on 101 object categories. *Computer Vision and Pattern Recognition Workshop*, 2004. 2, 4, 5
- [9] Raghav Goyal, Samira Ebrahimi Kahou, Vincent Michalski, Joanna Materzynska, Susanne Westphal, Heuna Kim, Valentin Haenel, Ingo Fruend, Peter Yianilos, Moritz Mueller-Freitag, et al. The” something something” video database for learning and evaluating visual common sense. In *ICCV*, 2017. 4, 5, 7
- [10] Patrick Helber, Benjamin Bischke, Andreas Dengel, and Damian Borth. Eurosat: A novel dataset and deep learning benchmark for land use and land cover classification. *IEEE Journal of Selected Topics in Applied Earth Observations and Remote Sensing*, 2019. 4, 5, 8
- [11] Jonathan Krause, Michael Stark, Jia Deng, and Li Fei-Fei. 3d object representations for fine-grained categorization. In *4th International IEEE Workshop on 3D Representation and Recognition (3dRR-13)*, Sydney, Australia, 2013. 4, 5, 6, 7
- [12] Hildegard Kuehne, Hueihan Jhuang, Estibaliz Garrote, Tomaso Poggio, and Thomas Serre. Hmdb: a large video database for human motion recognition. In *ICCV*, pages 2556–2563, 2011. 4, 5, 7
- [13] Shan Li, Weihong Deng, and JunPing Du. Reliable crowdsourcing and deep locality-preserving learning for expression recognition in the wild. In *2017 IEEE Conference on Computer Vision and Pattern Recognition (CVPR)*, pages 2584–2593. IEEE, 2017. 2, 4, 5, 8
- [14] Yingshu Li, Yunyi Liu, Zhanyu Wang, Xinyu Liang, Lingqiao Liu, Lei Wang, Leyang Cui, Zhaopeng Tu, Longyue Wang, and Luping Zhou. A comprehensive study of gpt-4v’s multimodal capabilities in medical imaging. *medRxiv*, pages 2023–11, 2023. 1, 2
- [15] Kevin Lin, Faisal Ahmed, Linjie Li, Chung-Ching Lin, Ehsan Azarnasab, Zhengyuan Yang, Jianfeng Wang, Lin Liang, Zicheng Liu, Yumao Lu, et al. Mm-vid: Advancing video understanding with gpt-4v (ision). *arXiv preprint arXiv:2310.19773*, 2023. 1, 2
- [16] Fuxiao Liu, Tianrui Guan, Zongxia Li, Lichang Chen, Yaser Yacoob, Dinesh Manocha, and Tianyi Zhou. Hallusion-bench: You see what you think? or you think what you see? an image-context reasoning benchmark challenging for gpt-4v (ision), llava-1.5, and other multi-modality models. *arXiv preprint arXiv:2310.14566*, 2023. 2
- [17] Haotian Liu, Chunyuan Li, Qingyang Wu, and Yong Jae Lee. Visual instruction tuning, 2023. 9

- [18] Pan Lu, Hritik Bansal, Tony Xia, Jiacheng Liu, Chunyuan Li, Hannaneh Hajishirzi, Hao Cheng, Kai-Wei Chang, Michel Galley, and Jianfeng Gao. Mathvista: Evaluating mathematical reasoning of foundation models in visual contexts. *arXiv preprint arXiv:2310.02255*, 2023. **2**
- [19] Huaishao Luo, Lei Ji, Ming Zhong, Yang Chen, Wen Lei, Nan Duan, and Tianrui Li. Clip4clip: An empirical study of clip for end to end video clip retrieval and captioning. *Neurocomputing*, 508:293–304, 2022. **2**
- [20] Hanjia Lyu, Jinfa Huang, Daoan Zhang, Yongsheng Yu, Xinyi Mou, Jinsheng Pan, Zhengyuan Yang, Zhongyu Wei, and Jiebo Luo. Gpt-4v (ision) as a social media analysis engine. *arXiv preprint arXiv:2311.07547*, 2023. **2**
- [21] Subhransu Maji, Esa Rahtu, Juho Kannala, Matthew Blaschko, and Andrea Vedaldi. Fine-grained visual classification of aircraft. *arXiv preprint arXiv:1306.5151*, 2013. **2, 4, 5**
- [22] Sachit Menon and Carl Vondrick. Visual classification via description from large language models. In *ICLR*, 2022. **2**
- [23] Maria-Elena Nilsback and Andrew Zisserman. Automated flower classification over a large number of classes. In *ICVGIP*, 2008. **2, 4, 5, 6, 8**
- [24] OpenAI. Chatgpt. <https://openai.com/research/chatgpt>, 2023. **1**
- [25] OpenAI. Gpt-4v(ision) system card. 2023. **1, 3**
- [26] Omkar M Parkhi, Andrea Vedaldi, Andrew Zisserman, and CV Jawahar. Cats and dogs. In *CVPR*, 2012. **2, 4, 5, 6**
- [27] Alec Radford, Jong Wook Kim, Chris Hallacy, Aditya Ramesh, Gabriel Goh, Sandhini Agarwal, Girish Sastry, Amanda Askell, Pamela Mishkin, Jack Clark, et al. Learning transferable visual models from natural language supervision. In *International conference on machine learning*, pages 8748–8763. PMLR, 2021. **1, 2, 3, 5**
- [28] Zhiyuan Ren, Yiyang Su, and Xiaoming Liu. Chatgpt-powered hierarchical comparisons for image classification. In *Thirty-seventh Conference on Neural Information Processing Systems*, 2023. **3**
- [29] Yongxin Shi, Dezhi Peng, Wenhui Liao, Zening Lin, Xinhong Chen, Chongyu Liu, Yuyi Zhang, and Lianwen Jin. Exploring ocr capabilities of gpt-4v (ision): A quantitative and in-depth evaluation. *arXiv preprint arXiv:2310.16809*, 2023. **1, 2**
- [30] Khurram Soomro, Amir Roshan Zamir, and Mubarak Shah. Ucf101: A dataset of 101 human actions classes from videos in the wild. *arXiv preprint arXiv:1212.0402*, 2012. **2, 4, 5, 7**
- [31] Hang Su, Subhransu Maji, Evangelos Kalogerakis, and Erik Learned-Miller. Multi-view convolutional neural networks for 3d shape recognition. In *Proceedings of the IEEE international conference on computer vision*, pages 945–953, 2015. **3**
- [32] Quan Sun, Yuxin Fang, Ledell Wu, Xinlong Wang, and Yue Cao. Eva-clip: Improved training techniques for clip at scale. *arXiv preprint arXiv:2303.15389*, 2023. **5**
- [33] Mengmeng Wang, Jiazheng Xing, and Yong Liu. Actionclip: A new paradigm for video action recognition. *arXiv preprint arXiv:2109.08472*, 2021. **2**
- [34] Licheng Wen, Xuemeng Yang, Daocheng Fu, Xiaofeng Wang, Pinlong Cai, Xin Li, Tao Ma, Yingxuan Li, Linran Xu, Dengke Shang, et al. On the road with gpt-4v (ision): Early explorations of visual-language model on autonomous driving. *arXiv preprint arXiv:2311.05332*, 2023. **1, 2**
- [35] Wenhao Wu, Haipeng Luo, Bo Fang, Jingdong Wang, and Wanli Ouyang. Cap4video: What can auxiliary captions do for text-video retrieval? In *CVPR*, pages 10704–10713, 2023. **2**
- [36] Wenhao Wu, Zhun Sun, and Wanli Ouyang. Revisiting classifier: Transferring vision-language models for video recognition. In *AAAI*, pages 2847–2855, 2023.
- [37] Wenhao Wu, Zhun Sun, Yuxin Song, Jingdong Wang, and Wanli Ouyang. Transferring vision-language models for visual recognition: A classifier perspective. *International Journal of Computer Vision*, 2023.
- [38] Wenhao Wu, Xiaohan Wang, Haipeng Luo, Jingdong Wang, Yi Yang, and Wanli Ouyang. Bidirectional cross-modal knowledge exploration for video recognition with pre-trained vision-language models. In *CVPR*, pages 6620–6630, 2023. **2**
- [39] Zhirong Wu, Shuran Song, Aditya Khosla, Fisher Yu, Linguang Zhang, Xiaoou Tang, and Jianxiong Xiao. 3d shapenets: A deep representation for volumetric shapes. In *Proceedings of the IEEE conference on computer vision and pattern recognition*, pages 1912–1920, 2015. **2, 4, 8**
- [40] Jianxiong Xiao, James Hays, Krista A Ehinger, Aude Oliva, and Antonio Torralba. Sun database: Large-scale scene recognition from abbey to zoo. In *CVPR*, 2010. **2, 4, 6, 7**
- [41] Zhengyuan Yang, Linjie Li, Kevin Lin, Jianfeng Wang, Chung-Ching Lin, Zicheng Liu, and Lijuan Wang. The dawn of lmms: Preliminary explorations with gpt-4v (ision). *arXiv preprint arXiv:2309.17421*, 9, 2023. **1, 2**
- [42] Zhichao Yang, Zonghai Yao, Mahbuba Tasmin, Parth Vashisht, Won Seok Jang, Beining Wang, Dan Berlowitz, and Hong Yu. Performance of multimodal gpt-4v on usml with image: Potential for imaging diagnostic support with explanations. *medRxiv*, pages 2023–10, 2023. **1, 2**
- [43] Renrui Zhang, Ziyu Guo, Wei Zhang, Kunchang Li, Xupeng Miao, Bin Cui, Yu Qiao, Peng Gao, and Hongsheng Li. Pointclip: Point cloud understanding by clip. *arXiv preprint arXiv:2112.02413*, 2021. **2**
- [44] Peilin Zhou, Meng Cao, You-Liang Huang, Qichen Ye, Peiyan Zhang, Junling Liu, Yueqi Xie, Yining Hua, and Jaeboum Kim. Exploring recommendation capabilities of gpt-4v (ision): A preliminary case study. *arXiv preprint arXiv:2311.04199*, 2023. **1, 2**
- [45] Deyao Zhu, Jun Chen, Xiaoqian Shen, Xiang Li, and Mohamed Elhoseiny. Mini-gpt-4: Enhancing vision-language understanding with advanced large language models. *arXiv preprint arXiv:2304.10592*, 2023. **9**
- [46] Xiangyang Zhu, Renrui Zhang, Bowei He, Ziyu Guo, Ziyao Zeng, Zipeng Qin, Shanghang Zhang, and Peng Gao. Pointclip v2: Prompting clip and gpt for powerful 3d open-world learning. *arXiv preprint arXiv:2211.11682*, 2022. **2**