

Calibrated Generalized Bayesian Inference

David T. Frazier^{*1}, Christopher Drovandi², and Robert Kohn³

¹Department of Econometrics and Business Statistics, Monash University,
Clayton VIC 3800, Australia

²School of Mathematical Sciences, Queensland University of Technology,
Brisbane 4000 Australia

³Australian School of Business, School of Economics, University of New
South Wales, Sydney NSW 2052, Australia

Abstract

We provide a simple and general solution to the fundamental open problem of inaccurate uncertainty quantification of Bayesian inference in misspecified or approximate models, and of generalized Bayesian posteriors more generally. While existing solutions are based on explicit Gaussian posterior approximations, or computationally onerous post-processing procedures, we demonstrate that correct uncertainty quantification can be achieved by substituting the usual posterior with an intuitively appealing alternative posterior conveying the same information. This solution applies to both likelihood-based and loss-based posteriors, and we formally demonstrate the reliable uncertainty quantification of this approach. The new approach is demonstrated through a range of examples, including linear models, and doubly intractable models.

KEYWORDS: Bayesian inference, Generalized Bayesian inference, Gibbs posteriors, Model misspecification, Calibration.

1 Introduction

Bayesian methods are lauded for their ability to tackle complicated models, deftly handle latent variables, and for providing a holistic treatment for the uncertainty of model unknowns. While subjective in nature, under well-known regularity conditions, the expressions of uncertainty obtained using Bayesian methods are, at least asymptotically,

^{*}Corresponding author: david.frazier@monash.edu

calibrated. Following [Rubin \(1984\)](#), a Bayesian is said to be calibrated if their “posterior probability statements have the asserted coverage in repeated experience.” Calibration of Bayesian inference is crucial if one wishes to make scientific probability statements that can be reliably refuted through empirical analysis ([Rubin, 1984](#)); see, also, [Dawid \(1982\)](#), and [Little \(2006\)](#) for additional discussion on the importance of calibrated Bayesian inference.

When the assumed model underlying the Bayesian posterior update does not agree with the true distribution generating the data, e.g., when the model is misspecified, or when a convenient approximating model is used for computational reasons, Bayesian probability statements regarding the uncertainty of model unknowns are no longer calibrated. To correct this issue, several posterior post-processing methods have been suggested (see, e.g., [Müller, 2013](#), [Holmes and Walker, 2017](#), [Lyddon et al., 2019](#), [Syring and Martin, 2019](#), and [Matsubara et al., 2022](#)). In general, all such procedures of which we are aware amount to applying ex-post frequentist adjustments to the output of a Bayesian learning algorithm. In contrast, our article proposes an intrinsically Bayesian solution to the fundamental open problem of providing posterior-based inference that is calibrated from a frequentist standpoint.

Inspired by the literature on generalized Bayesian methods, such as Gibbs posteriors ([Zhang, 2006](#)), and generalized Bayesian posteriors ([Bissiri et al., 2016](#)), see also [Chernozhukov and Hong \(2003\)](#), we propose a novel type of Gibbs posterior that delivers equivalent behavior to ‘exact’ Bayesian methods when the model is correctly specified, but which produces posteriors whose credible sets remain ‘calibrated’ in the presence of model specification. Consequently, the proposed posterior automatically adapts to the level of model misspecification in the data to ensure it delivers reliable uncertainty quantification.

When the assumed or approximate model used in the analysis does not agree with the distribution generating the data, which we refer to hereafter as ‘model misspecification’, likelihood-based Bayesian methods may not deliver inferences that are ‘fit for purpose’.

To circumvent this issue, several researchers have suggested using generalized Bayesian procedures that update prior beliefs based on loss functions which are specific to the task at hand; see, e.g., [Syring and Martin \(2020\)](#), [Matsubara et al. \(2022\)](#), [Jewson and Rossell \(2022\)](#), and [Loaiza-Maya et al. \(2021\)](#) for specific examples. Unfortunately, as discussed by several authors, see, e.g., [Syring and Martin \(2019\)](#) and [Miller \(2021\)](#), generalized Bayesian posteriors *are not calibrated*. Several approaches have been suggested to solve this issue, see, [Wu and Martin \(2020\)](#) for a review, however, all the proposed approaches of which we are aware amount to applying extrinsic, and ad-hoc, corrections to the output of the Bayesian learning algorithm.

In contrast, our proposed approach delivers a posterior whose uncertainty quantification is calibrated without needing ad-hoc corrections, or hyper-parameter tuning. This approach is applicable to any class of loss function that is sufficiently smooth in expectation. This new approach is based on using a loss function within the Gibbs posterior that conveys the same information as the original loss function, but which allows the Gibbs posterior to correctly quantify uncertainty. Consequently, the proposed approach allows the “statistician to be Bayesian in principle and calibrated to the real world in practice” ([Rubin, 1984](#)).

The remainder of the paper proceeds as follows. Section 2 discusses the general issue of model misspecification in likelihood-based Bayesian inference, and Section 2.2 demonstrates how a particular Gibbs posterior approach overcomes the known issues with Bayesian inference in this setting. This section also includes two preliminary examples demonstrating the behavior of the proposed method. Section 3 examines the empirical performance of the proposed approach in exact and generalized Bayesian inference paradigms, including two examples of doubly intractable models, and a situation where a computationally convenient approximating model is used instead of the actual model. In each example, our proposed approach delivers reliable and correctly calibrated Bayesian inferences. Section 4 proves that the proposed approach correctly quantifies uncertainty. Section 5 compares the new

approach with existing approaches that attempt to produce reliable Bayesian inferences in these settings and Section 6 concludes. Online supplementary material contains proofs of all stated results.

2 Bayesian Inference in Misspecified Models

2.1 Setup and Known Issues

The observed data is $y := (y_1, \dots, y_n)^\top$, where $y_i \in \mathcal{Y} \subseteq \mathbb{R}^{d_y}$ ($i = 1, \dots, n$), is generated from some true unknown probability distribution $P_0^{(n)}$. We approximate $P_0^{(n)}$ using a class of models $\{P_\theta^{(n)} : \theta \in \Theta\}$ depending on the unknown parameter $\theta \in \Theta \subseteq \mathbb{R}^{d_\theta}$. We assume there exists a measure dominating $P_0^{(n)}$ and $P_\theta^{(n)}$ so that the densities $p_0^{(n)}$ and $p_\theta^{(n)}$, with respect to the dominating measure, exist for all $n \geq 1$. Our prior beliefs on θ are expressed via the probability density function $\pi(\theta)$, and can be updated upon observing y via Bayes rule, which produces the posterior

$$\pi(\theta \mid \ell_n) := \frac{\pi(\theta) \exp\{-\ell_n(\theta)\}}{\int_{\Theta} \pi(\theta) \exp\{-\ell_n(\theta)\} d\theta}, \text{ where } \ell_n(\theta) := -\log p_\theta^{(n)}(y). \quad (1)$$

The notation $\pi(\theta \mid \ell_n)$ signifies that the posterior depends on the likelihood loss $\ell_n(\theta)$.

When the model $P_\theta^{(n)}$ is misspecified, it is well-known that uncertainty quantification based on $\pi(\theta \mid \ell_n)$ is not reliable (Kleijn and van der Vaart, 2012). Moreover, in the misspecified case, Bayesian inference implicitly chooses as its loss function for inference on θ the Kullback-Liebler divergence between $P_0^{(n)}$ and $P_\theta^{(n)}$ (Kleijn and van der Vaart, 2012), which need not deliver usable or meaningful inferences: when the model is misspecified, the very parameters we are conducting inference on may be “meaningless - except perhaps as descriptive statistics” (Freedman, 2006).

When $P_\theta^{(n)}$ is possibly misspecified, it may instead make sense to leave behind the likelihood and consider classes of loss functions that are specific for the inferential task at hand.

In such cases, so long as one is willing to take a more general approach to updating prior beliefs, we can follow the ideas of [Zhang \(2006\)](#), [Bissiri et al. \(2016\)](#), and [Knoblauch et al. \(2022\)](#) to produce a “generalized posterior” by solving an infinite-dimensional optimization problem. Let $\mathcal{D}_n : \Theta \rightarrow \mathbb{R}$ denote a loss function associated with the sample y , and that depends on $\theta \in \Theta$. We can then produce a “posterior”, or belief update, based on the loss $\mathcal{D}_n(\theta)$ by solving the optimization problem

$$\operatorname{argmin}_{\rho \in \mathcal{P}(\Theta)} \left\{ \omega \int_{\Theta} \mathcal{D}_n(\theta) \rho(\theta) d\theta + \text{KL}(\rho \parallel \pi) \right\}. \quad (2)$$

In equation (2), the scaling parameter $\omega \geq 0$, often called the learning rate, scales the loss $\mathcal{D}_n(\theta)$ relative to the prior $\pi(\theta)$, and determines the relative weight each term is given in the belief update, with small ω delivering beliefs that resemble the prior; $\text{KL}(\rho \parallel \pi)$ denotes the Kullback-Liebler (KL) divergence between the measure we are optimizing over, $\rho \in \mathcal{P}(\Theta)$, and the prior $\pi \in \mathcal{P}(\Theta)$, and $\mathcal{P}(\Theta)$ denotes a set of probability measures over Θ .

The optimization problem in (2) delivers a posterior that minimizes the expected loss $\mathcal{D}_n(\theta)$ and which is also close to $\pi(\theta)$ in terms of KL divergence; the weight ω serves as a tuning parameter that balances the importance of minimizing $\int_{\Theta} \mathcal{D}_n(\theta) \rho(\theta) d\theta$ relative to matching the prior in KL-divergence. When the loss is integrable with respect to the prior $\pi(\theta)$, the unique solution to (2) takes the recognizable form:

$$\pi(\theta \mid \mathcal{D}_n) := \frac{\pi(\theta) \exp\{-\omega \cdot \mathcal{D}_n(\theta)\}}{\int_{\Theta} \pi(\theta) \exp\{-\omega \cdot \mathcal{D}_n(\theta)\} d\theta}.$$

Exact Bayesian inference is recovered from (2) by taking $\omega = 1$ and setting $\mathcal{D}_n(\theta) = -\log p_{\theta}^{(n)}(y)$, which is equivalent to taking as our loss a (proper) logarithmic scoring rule of the assumed model density $p_{\theta}^{(n)}(y)$. Further, if the loss is additive, so that $\mathcal{D}_n(\theta) = \sum_{i=1}^d d(y_i, \theta)$ for some known loss function $d : \mathcal{Y} \times \Theta \rightarrow \mathbb{R}_+$, we obtain the generalized posterior of [Bissiri et al. \(2016\)](#). The measure $\pi(\theta \mid \mathcal{D}_n)$ is often referred to as a Gibbs posterior, but it is sometimes also called a generalized posterior.

Regardless of whether we conduct Bayesian inference using $\pi(\theta \mid \ell_n)$, or $\pi(\theta \mid \mathcal{D}_n)$, posterior beliefs may not be ‘calibrated’ in practice. To formally state what we mean by *calibrated* inference, define $\theta_\star := \operatorname{argmin}_{\theta \in \Theta} \lim_n \mathbb{E} n^{-1} \mathcal{D}_n(\theta)$ as the value of $\theta \in \Theta$ that minimizes the (limiting) expected loss $\mathcal{D}_n(\theta)$, where $\mathbb{E}(\cdot)$ denotes expectation under $P_0^{(n)}$. Throughout, we will assume that the researcher still wishes to conduct inference on the unknown θ_\star even if the model is misspecified, which is akin to assuming that θ_\star remains a meaningful quantity on which to conduct inference; see [Freedman \(2006\)](#) for further discussion. A credible set for θ_\star based on $\pi(\theta \mid \mathcal{D}_n)$ and having posterior probability $(1 - \alpha)$ is *calibrated* if the credible set asymptotically contains θ_\star with $P_0^{(n)}$ -probability $(1 - \alpha)$. Such a definition extends directly to any smooth function of θ_\star .

Heuristically, posteriors are calibrated when the uncertainty quantification produced via Bayesian credible sets also has the appropriate level of coverage under $P_0^{(n)}$. Some definitions are required to clearly explain why $\pi(\theta \mid \mathcal{D}_n)$ is not calibrated in general. For a twice differentiable function $f : \Theta \rightarrow \mathbb{R}$, let $\nabla_\theta f(\theta)$ denote the gradient of $f(\theta)$, and $\nabla_{\theta\theta}^2 f(\theta)$ its Hessian matrix. For $\mathcal{D}_n(\theta)$ as defined earlier, let $\overline{m}_n(\theta) := n^{-1} \nabla_\theta \mathcal{D}_n(\theta)$ and $\mathcal{H}_n(\theta) := n^{-1} \nabla_{\theta\theta}^2 \mathcal{D}_n(\theta)$ denote the gradient and Hessian of $n^{-1} \mathcal{D}_n(\theta)$, respectively; $\mathcal{H}(\theta) := \lim_n \mathbb{E} \{\mathcal{H}_n(\theta)\}$ denotes the limiting values of the expected observed information, and $\mathcal{I}(\theta) := \lim_n \operatorname{Cov} \{\sqrt{n} \overline{m}_n(\theta)\}$ denotes the limiting variance of the gradient at $\theta \in \Theta$ (i.e., the Fisher information matrix in the likelihood case). For now, we assume that $\mathcal{H}(\theta)$ and $\mathcal{I}(\theta)$ exist, but make this assumption more precise later on. When $\mathcal{H}(\theta)$ and $\mathcal{I}(\theta)$ are evaluated at θ_\star , we denote these terms as \mathcal{H}_\star and \mathcal{I}_\star respectively.

Let θ_n be the value of $\theta \in \Theta$ that solves $0 = \overline{m}_n(\theta)$; under classical regularity conditions (see [White, 1982](#), or [Kleijn and van der Vaart, 2012](#)) it is well-known that $\sqrt{n}(\theta_n - \theta_\star) \Rightarrow N(0, \Sigma^{-1})$, where $\Sigma^{-1} := \mathcal{H}_\star^{-1} \mathcal{I}_\star \mathcal{H}_\star^{-1}$ denotes the ‘sandwich covariance matrix’, $N(\mu, \Sigma)$ denotes the Gaussian cumulative distribution function (CDF) with mean μ and variance Σ , and \Rightarrow denotes weak convergence under $P_0^{(n)}$. However, under similar conditions the

posterior $\pi(\theta \mid \mathcal{D}_n)$ satisfies the Bernstein-von Mises result: as $n \rightarrow +\infty$,

$$\int_{\Theta} \left| \pi(\vartheta \mid \mathcal{D}_n) - N\{\vartheta; \hat{\theta}_n, \omega(n\mathcal{H}_\star)^{-1}\} \right| d\vartheta = o_p(1),$$

where $N\{x; \mu, \Sigma\}$ denotes the Gaussian probability density function (PDF) with mean μ and variance Σ . The Bernstein-von Mises result demonstrates that the ‘width’ of credible sets based on $\pi(\theta \mid \mathcal{D}_n)$ are determined by \mathcal{H}_\star^{-1} , while the first result states that (asymptotically) valid frequentist confidence sets have ‘width’ Σ^{-1} . Thus, credible sets for θ_\star with posterior probability $(1 - \alpha)$ do not in general contain θ_\star with $P_0^{(n)}$ - probability $(1 - \alpha)$.

Consequently, posterior credible sets built from Gibbs posteriors are not calibrated in general, and exact Bayesian posteriors are not calibrated if the model is misspecified. Hence, Bayesian uncertainty quantification may not be reliable in many empirical applications. The lack of calibrated Bayesian inference in misspecified model has led researchers to consider approaches that ‘correct’ this issue. However, the suggested approaches of which we are aware are either based on computationally onerous bootstrapping procedures, such as in [Huggins and Miller \(2019\)](#), or [Matsubara et al. \(2022\)](#), or the application of ex-post corrections to $\pi(\theta \mid \mathcal{D}_n)$ that require an implicit Gaussianity assumption on $\pi(\theta \mid \mathcal{D}_n)$ to deliver calibrated inference; see Section 5.2.

2.2 Reliable Bayesian Uncertainty Quantification

The lack of reliable Bayesian uncertainty quantification is a direct consequence of the mismatch between posterior variability, determined by \mathcal{H}_\star^{-1} , and the variability of the posterior mean, determined by $\Sigma^{-1} = \mathcal{H}_\star^{-1} \mathcal{I}_\star \mathcal{H}_\star^{-1}$. We show that this mismatch can be rectified by updating posterior beliefs using a certain loss function within (2).

Heuristically, our goal is to produce a Gibbs posterior that does not meaningfully differ from the original posterior $\pi(\theta \mid \mathcal{D}_n)$, and correctly quantifies uncertainty regardless of model specification. The latter requires an adaptivity condition: in the exact Bayesian

case, $\mathcal{D}_n(\theta) = \ell_n(\theta)$, the proposed posterior has a variance that behaves like \mathcal{I}_\star^{-1} when the model is correctly specified, and like $\mathcal{H}_\star^{-1}\mathcal{I}_\star\mathcal{H}_\star^{-1}$ when the model is misspecified.

Recall that $\bar{m}_n(\theta) := n^{-1}\nabla_\theta \mathcal{D}_n(\theta)$, and let $W_n(\theta)$ be an estimator of $\mathcal{I}(\theta) := \lim_n \text{cov}\{\sqrt{n}\bar{m}_n(\theta)\}$. To produce the posterior described in the previous paragraph, we replace the original loss function $\mathcal{D}_n(\theta)$ by

$$\mathcal{Q}_n(\theta) := \frac{1}{2} \log |W_n(\theta)| + n \cdot Q_n(\theta), \quad \text{where } Q_n(\theta) := \frac{1}{2} \cdot \bar{m}_n(\theta)^\top W_n(\theta)^{-1} \bar{m}_n(\theta);$$

equation (2) yields the Gibbs posterior

$$\pi(\theta \mid \mathcal{Q}_n) := \frac{M_n(\theta)^{-1/2} \exp\{-n \cdot Q_n(\theta)\} \pi(\theta)}{\int_{\Theta} M_n(\theta)^{-1/2} \exp\{-n \cdot Q_n(\theta)\} \pi(\theta) d\theta}, \quad (3)$$

where $M_n(\theta) = |W_n(\theta)|$, and where the notation $\pi(\theta \mid \mathcal{Q}_n)$ encodes the posterior's dependence on $Q_n(\theta)$. Unlike standard Gibbs posteriors, $\pi(\theta \mid \mathcal{Q}_n)$ does not require a learning rate that must be tuned to ensure reasonable posterior coverage, and is equivalent to setting $\omega = 1$.

The posterior $\pi(\theta \mid \mathcal{Q}_n)$ is based on a weighted random quadratic-form in the “scores equations” $\bar{m}_n(\theta)$. Hence, throughout the remainder we refer to $\pi(\theta \mid \mathcal{Q}_n)$ as the Q-posterior. We also note that while $Q_n(\theta)$ resembles a quadratic approximation, this does not imply that $\pi(\theta \mid \mathcal{Q}_n)$ resembles a Gaussian distribution. More generally, $\pi(\theta \mid \mathcal{Q}_n)$ remains meaningful when the parameters are defined over a restricted space, such as when the posterior places mass near the boundary of its support, or when the original posterior is multi-modal.

To intuitively explain why $\pi(\theta \mid \mathcal{Q}_n)$ correctly quantifies uncertainty, consider a quadratic expansion of $Q_n(\theta)$ around $\theta_n = \arg_{\theta \in \Theta} \{0 = \bar{m}_n(\theta)\}$, which, under regularity conditions, yields

$$Q_n(\theta) - Q_n(\theta_n) = -\frac{1}{2}(\theta - \theta_n)^\top \Delta_n(\theta_n)(\theta - \theta_n) + R_n(\theta), \quad \Delta_n(\theta) := \mathcal{H}_n(\theta)^\top W_n(\theta)^{-1} \mathcal{H}_n(\theta)$$

for some remainder term $R_n(\theta)$ whose order can be suitably controlled. Consequently, in

large samples the Q-posterior behaves like

$$\pi(\theta \mid \mathcal{Q}_n) \propto \exp \left\{ -\frac{n}{2} (\theta - \theta_n)^\top \Delta_n(\theta_n) (\theta - \theta_n) + R_n(\theta) \right\} \pi(\theta).$$

Since $\Delta_n(\theta_n)$ is of the sandwich form and the above posterior kernel is sufficient to ensure correct uncertainty quantification (at least asymptotically).

Before formally demonstrating that $\pi(\theta \mid \mathcal{Q}_n)$ correctly quantifies uncertainty, we present several examples which empirically illustrate that the Q-posterior delivers reliable uncertainty quantification across different choices of loss functions, and assumed models. We also show in Section A.3 of the supplementary material that the Q-posterior has a closed form when the assumed model is in the exponential family.

3 Examples

We now apply the Q-posterior approach to several examples that have been considered in the literature on standard and generalized Bayesian inference, including two examples of doubly intractable distributions.

3.1 Linear Regression

Consider the standard linear regression model

$$y_i = x_i^\top \beta + \epsilon_i, \quad (i = 1, \dots, n),$$

where the error distribution is assumed to be $\epsilon_i \stackrel{iid}{\sim} N(0, \sigma^2)$, with $\sigma > 0$ unknown, and x_i and β are 3×1 -dimensional vectors, where $x_{i,1} = 1$ for all $i = 1, \dots, n$. For simplicity, we consider improper priors $\pi(\beta) \propto 1$ and $\pi(\sigma) \propto (\sigma^2)^{-2}$. While the mean component of the regression is correctly specified, the true error term is $\epsilon_i \stackrel{iid}{\sim} N(0, \sqrt{(1 + |x_{2,i}|^\gamma)^2})$, where $\gamma \geq 0$, and $x_{2,i}$ denotes the second element of the vector x_i . When $\gamma = 0$ the assumed model

with homoskedastic errors is correctly specified, whereas if $\gamma \neq 0$, the assumed model is misspecified.

The goal of this example is to compare the accuracy of the usual posterior and Q-posterior in correctly specified and misspecified regimes. As a competitor we also consider the infeasible method that correctly models the form of the heteroskedasticity parametrically. In particular, we consider posterior inference based on the assumed model

$$y_i = x_i^\top \beta + \epsilon_i, \quad \epsilon_i \stackrel{\text{iid}}{\sim} N\left(0, \sqrt{(\xi_1 + \xi_2 |x_{2,i}|^\gamma + \xi_3 |x_{i,3}|^\gamma)^2}\right), \quad (i = 1, \dots, n), \quad (4)$$

where ξ_1, ξ_2, ξ_3 are unknown coefficients, each with $N(0, 1)$ priors, and γ is known. Such an approach is infeasible since the form of heteroskedasticity is unknown in practice; however, since the form is known in this context, we consider the posterior for β obtained from the model in (4) as an oracle benchmark.

We consider two different versions of Bayesian inference based on the model in (4), one where γ is known, and one where γ is set to unity regardless of the true DGP. In what follows, we refer to these approaches as heteroskedastic robust Bayes (HrB $_\gamma$), with the value of γ used to indicate which method is employed.

We generate $n = 100$ observations from the model under $\gamma = 0$, and $\gamma = 2$; $x_{1,i} = 1$ for all i , so that β_1 is the intercept, and $(x_{2,i}, x_{3,i})^\top$ is generated as bivariate independent standard Gaussian (for each replication), and we set the true values as $\beta = (1, 1, 1)^\top$, and $\sigma = 1$. When the model is misspecified in this manner, it can be shown that the pseudo-true remains equal to the true value of β , while the pseudo-true value of σ is no longer unity (see, e.g., [White, 1982](#)), and so we focus in this example on inferences for β . We replicate this design 1000 times to create 1000 observed datasets of size $n = 100$. For each dataset we sample the exact posterior, Q-posterior, and HrB-posterior using random walk Metropolis-Hastings (RWMH) with a Gaussian proposal kernel whose covariance kernel is given by an estimate of the exact posterior variance that is obtained from an independent

set of replicated data. All posteriors are approximated using 10000 samples with the first 5000 discarded for burn-in. For each replication, the matrix $W_n(\theta)$ in the Q-posterior is the sample variance of the score equations (based on the data in that replication). Across each dataset and method, we compare the posterior bias, variance and marginal coverage for the regression coefficients.

Table 1 summarizes the results, and shows that the Q-posterior produces results that are similarly located to exact Bayes, but has larger posterior variance under both regimes. In the homoskedastic regime ($\gamma = 0$), the exact posterior and the Q-posterior both have coverage rates around 95%. In the heteroskedastic regime ($\gamma = 2$), the coverage of exact Bayes is much further away from the nominal level than the Q-posterior, with the lowest level of coverage around 86%.

The table also shows that when the correct value of γ is specified, the coverage of the HrB-posterior and the Q-posterior are similar, with the HrB-posterior having tighter credible intervals due to the fact that it correctly models the heteroskedasticity, whereas the Q-posterior does not directly model this quantity. In contrast, when γ is fixed at unity, the HrB-posteriors are less accurate than those obtained from the Q-posterior across both simulation designs. That is, when the HrB-posterior only correctly specifies a portion of the model variance, it performs worse than the Q-posterior.

Critically, however, the Q-posterior obtains similar results to the infeasible HrB-posterior without modelling the heteroskedastic variance. This feature is extremely useful in practice since the only way to reliably model heteroskedasticity is to use nonparametric Bayesian methods, which injects a substantial level of complexity into an otherwise simple inference problem.

	Q-posterior			Exact Bayes			HrB $_{\gamma}$			HrB $_{\gamma=1}$		
$\gamma = 0$	Bias	Var	Cover	Bias	Var	Cover	Bias	Var	Cover	Bias	Var	Cover
β_1	-0.0089	0.0333	0.9590	-0.0088	0.0313	0.9540	-0.0088	0.0317	0.9550	-0.0075	0.0299	0.9300
β_2	0.0008	0.0400	0.9520	-0.0001	0.0321	0.9370	-0.0006	0.0324	0.9380	0.0022	0.0423	0.9520
β_3	0.0086	0.0405	0.9630	0.0092	0.0317	0.9460	0.0089	0.0320	0.9460	0.1477	0.0358	0.8880
$\gamma = 2$	Bias	Var	Cover	Bias	Var	Cover	Bias	Var	Cover	Bias	Var	Cover
β_1	-0.0061	0.0367	0.9570	-0.0057	0.0310	0.9520	-0.0069	0.0231	0.9530	-0.0062	0.0268	0.9590
β_2	0.0055	0.0754	0.9600	0.0044	0.0316	0.8610	0.0079	0.0414	0.9490	0.0067	0.0385	0.9310
β_3	0.0055	0.0826	0.9770	0.0037	0.0317	0.8920	0.0014	0.0314	0.9630	-0.0642	0.0365	0.9350

Table 1: Accuracy results in the normal linear regression model for exact Bayes, HrB-posterior and Q-posterior. Bias is the bias of the posterior mean across the replications. Var is the average posterior variance deviation across the replications. Cover is the actual posterior coverage, where the nominal level is set to 95% for the experiments.

3.2 Poisson Regression

For $i = 1, \dots, n$ we observe count response data $y_i \in \mathbb{N}$, and covariates x_i , a 3×1 -dimensional vector with $x_{i,1} = 1$, and our goal is inference on the unknown regression parameter θ in the generalized linear model (GLM):

$$\mathbb{E}(y_i | x_i) = \mu_i = g(x_i^\top \theta), \quad \text{var}(y_i | x_i) = V(\mu_i; \psi),$$

where $g(\cdot)$ is a strictly monotone and differentiable link function, and $V(\cdot)$ is a positive and continuous variance function with dispersion parameter ψ . We have prior beliefs $\pi(\theta) \propto 1$, while we treat ψ as a hyper-parameter. For observed counts a common choice is to model the distribution as Poisson with link function $g(\cdot) = \exp(\cdot)$.

A useful alternative to conducting standard Bayesian inference in this setting, is to instead consider generalized Bayesian using the quasi-likelihood of [Wedderburn \(1974\)](#) for the Poisson model with variance function $V(\mu_i; \psi) = \psi \mu_i$. Such an approach is equivalent

to implementing (2) under the loss function

$$\mathcal{D}_n(\theta) = -\psi^{-1} \sum_{i=1}^n \{y_i \log(\mu_i) - \mu_i\},$$

with $\psi > 0$ attempting to account for over-dispersion. Applying this choice within $\mathcal{D}_n(\theta)$, and taking $\omega = 1$, produces the Gibbs posterior

$$\pi(\theta \mid \mathcal{D}_n, \psi) \propto \pi(\theta) \exp \left[\psi^{-1} \sum_{i=1}^n \{y_i x_i^\top \theta - \exp(x_i^\top \theta)\} \right].$$

This approach has been suggested in several studies, such as [Ventura and Racugno \(2016\)](#), and has been shown by [Agnoletto et al. \(2023\)](#) to produce asymptotically correct levels of calibration under strict conditions that limit the amount of model misspecification. Following [Agnoletto et al. \(2023\)](#), estimation of ψ can be obtained by first fitting an over-dispersed Poisson GLM to obtain the point estimator $\hat{\psi}$, with MCMC then used to sample $\pi(\theta \mid \mathcal{D}_n, \hat{\psi})$.

While over-dispersion is a common argument for using classes of count distributions other than the Poisson, specification of the dispersion functions is not particularly easy, and necessitates some form of joint inference on both θ and ψ , even though inference on θ is the goal. In this section, we compare standard Bayesian inference, and generalized Bayesian inference based on $\pi(\theta \mid \mathcal{D}_n, \hat{\psi})$, against the Q-posterior based on the assumed Poisson approximating model, which is equivalent to fixing $V(\mu_i; \psi) = \mu_i$.¹ We conduct this comparison in cases where the counts are, and are not, over-dispersed. Our results show that the Q-posterior delivers reliable inference without having to model the dispersion function $V(\mu_i; \psi)$ or conduct inference on the hyper-parameter ψ .

For the experiments in this section, we generate count data from a negative binomial distribution with success probability $p_i = \mu_i/\sigma_i$, and number of successes $r_i = \mu_i^2/(\sigma_i - \mu_i)$, where $\sigma_i = \exp\{x_i^\top \theta + |x_{2,i}|^\gamma\}$. The value of γ determines the severity of model

¹Similar to the linear regression model, we take as our matrix $W_n(\theta)$ in the Q-posterior the sample covariance of the score equations.

misspecification: $\gamma = 0$ leads to counts that can be accurately captured by the dispersion function $V(\mu_i, \psi) = \psi \exp\{x_i^\top \theta\}$, but when $\gamma = 2$ the counts are over-dispersed and cannot be captured by the dispersion function $V(\mu_i, \psi) = \psi \exp\{x_i^\top \theta\}$. We generate 1000 datasets of size $n = 1000$ from this DGP under both $\gamma = 0$ and $\gamma = 2$. We again take x_i and θ as a 3×1 -dimensional vector, where $x_{i,1} = 1$ for all $i = 1, \dots, n$, and $(x_{1,i}, x_{2,i})^\top$ is generated as bivariate independent Gaussian (for each replication). We set the true value of $\theta = (1, 1, 1)^\top$.

For each replications from the DGP we record the bias of the posterior mean, the posterior variance and the marginal coverage of each method across the two regimens for γ . The results are given in Table 2 and show that when $\gamma = 0$, the Q-posterior and generalized Bayes posterior behave very similarly, and have coverage close to the nominal level, while the standard posterior has a much smaller posterior variance. In contrast, when $\gamma = 2$ the Q-posterior continues to accurately quantify uncertainty, whereas, both standard and generalized Bayes deliver posteriors whose uncertainty quantification is too optimistic, which leads to credible sets that are much further away from the nominal level than those attained by the Q-posterior. Critically, we note that the Q-posterior obtains these results without having to model the dispersion, as is the case with generalized Bayes methods.

Q-posterior				Exact Bayes			GenBayes		
$\gamma = 0$	Bias	Var	Cover	Bias	Var	Cover	Bias	Var	Cover
θ_1	-0.0039	0.0011	0.9230	-0.0023	0.0004	0.7700	-0.0025	0.0011	0.9370
θ_2	0.0001	0.0004	0.9350	0.0001	0.0001	0.7730	0.0001	0.0004	0.9420
θ_3	0.0004	0.0004	0.9450	0.0002	0.0001	0.7740	0.0002	0.0004	0.9540
$\gamma = 2$	Bias	Var	Cover	Bias	Var	Cover	Bias	Var	Cover
θ_1	-0.0024	0.0012	0.9280	-0.0011	0.0004	0.7250	-0.0016	0.0011	0.9200
θ_2	-0.0011	0.0010	0.9290	0.0004	0.0001	0.5000	0.0005	0.0004	0.7210
θ_3	-0.0000	0.0006	0.9390	-0.0003	0.0001	0.6660	-0.0002	0.0004	0.8720

Table 2: Accuracy results in the Poisson regression model for exact Bayes, Q-posterior, and generalized Bayes (GenBayes) based on the quasi-likelihood. Bias is the bias of the posterior mean across the replications. Var is the average posterior variance deviation across the replications. Cover is the actual posterior coverage, where the nominal level is set to 95% for the experiments. $\gamma = 0$ corresponds to correct specification, while $\gamma = 2$ corresponds to model misspecification due to the presence of heteroskedastic over-dispersion.

3.3 Robust Location Inference

Consider observing a sequence y_1, \dots, y_n from the model

$$y_i = \theta + \epsilon_i, \quad i = 1, \dots, n, \quad \epsilon_i \stackrel{iid}{\sim} F(\cdot)$$

where $F(\cdot)$ is unknown, the unknown parameter θ has prior density $\pi(\theta)$ and is independent of ϵ . Our goal is posterior inference on θ , and for reasons of robustness we follow [Doksum and Lo \(1990\)](#), and consider posterior inference based on the sample median $T_n = \text{med}(y_1, \dots, y_n)$, which is known to be robust to outliers in the data; for a related approach see [Lewis et al. \(2021\)](#). When F has density f , and n is odd, [Doksum and Lo \(1990\)](#) show that the posterior $\pi(\theta | T_n)$ is

$$\pi(\theta | T_n) = \pi(\theta) \exp \left\{ \frac{1}{2} (n-1) \log F(T_n - \theta) \{1 - F(T_n - \theta)\} + \log f_\theta(T_n) (1 - F(T_n - \theta)) \right\}.$$

Given the above form of the posterior, [Miller \(2021\)](#) suggests using generalized Bayesian inference for θ with the simpler loss function $\mathcal{D}_n(\theta) = -\frac{1}{2} \log F(T_n - \theta)\{1 - F(T_n - \theta)\}$. While [Miller \(2021\)](#) demonstrates that such a posterior is well-behaved in large samples, the resulting posterior does not have correct coverage even when the model is correctly specified. It is simple to show that the same result, i.e., inaccurate posterior coverage, applies if one uses the original posterior $\pi(\theta \mid T_n)$ proposed in [Doksum and Lo \(1990\)](#), or the more general approach suggested in [Lewis et al. \(2021\)](#).

In contrast, if we conduct inference using the Q-posterior based on the loss $\mathcal{D}_n(\theta) = \ell_n(\theta)$, then the resulting posterior is well-behaved and correctly quantifies uncertainty. The Q-posterior requires calculating the gradient of $\mathcal{D}_n(\theta)$ with respect to θ , given by

$$\bar{m}_n(\theta) = \frac{1}{2n} \frac{f(T_n - \theta)}{F(T_n - \theta)} - \frac{1}{2} \frac{f(T_n - \theta)}{1 - F(T_n - \theta)},$$

and the variance of $\sqrt{n}\bar{m}_n(\theta)$, for any $\theta \in \Theta$. For $W_n(\theta)$ denoting an estimator of $\text{var}\{\sqrt{n}\bar{m}_n(\theta)\}$, the Q-posterior is

$$\pi(\theta \mid \mathcal{Q}_n) \propto \pi(\theta) \exp \left[-\frac{1}{2n} \left\{ \frac{1}{2} \frac{f(T_n - \theta)}{F(T_n - \theta)} - \frac{1}{2} \frac{f(T_n - \theta)}{1 - F(T_n - \theta)} \right\}^2 / W_n(\theta) \right].$$

A simple estimator for $\text{var}\{\sqrt{n}\bar{m}_n(\theta)\}$ can be obtained using bootstrap replications of the median, denoted as $\{T_n^{(b)} : b = 1, \dots, B\}$. Such an estimator is extremely fast since $\{T_n^{(b)} : b = 1, \dots, B\}$ are only generated once outside of the sampling algorithm. For any value of θ , we can then take $W_n(\theta)$ as the sample variance of the observations $\{\bar{m}_n(\theta)|_{T_n=T_n^{(b)}} : b = 1, \dots, B\}$, which only requires evaluating the closed-form gradient B times and then taking the sample variance of the evaluations.² Consequently, the steps necessary to calculate $W_n(\theta)$ are precisely the same as forming any sample variance estimator.

²Such an approach is similar to the estimating equations bootstrap, see [Hu and Kalbfleisch, 2000](#) and [Chatterjee and Bose, 2005](#) for a discussion.

We now compare the uncertainty quantification produced using the generalized and Q-posteriors in correctly and misspecified models. In both cases, we assume $F(\cdot)$ is a standard Gaussian distribution. In the first experiment, referred to as DGP1, the observed data is generated from a Gaussian distribution with mean $\theta = 1$, and variance 4. In the misspecified regime, referred to as DGP2, we generate observed data from a mixed Gaussian distribution with parameterization $0.9N(\theta = 1, 4) + 0.1N(0, 1)$.

In the first case the true median is unity, while in the second case the true median of the data is approximately 0.84; this value is found numerically by inverting the CDF of the mixture distribution. We simulate 1000 observed datasets from both DGPs and compare the results of generalized Bayes and that based on the Q-posterior. Table 3 compares the posterior means, variances and coverage of the generalized Bayes and the Q-posterior procedures. The results demonstrate that the generalized posterior proposed in [Miller \(2021\)](#) does not produce reliable coverage for the true median, while the coverage of the Q-posterior is again close to the nominal level.

Q-posterior				GenBayes		
DGP1	Bias	Var	Cover	Bias	Var	Cover
θ	-0.0031	0.0654	0.9420	-0.0031	0.0152	0.6700
DGP2	Bias	Var	Cover	Bias	Var	Cover
θ	-0.0115	0.0607	0.9360	-0.0118	0.0157	0.7160

Table 3: Posterior accuracy results for the median using the generalized posterior (GenBayes) and Q-posterior. Bias is the bias of the posterior mean across the replications. Var is the average posterior variance deviation across the replications. Cover is the posterior coverage (95% nominal coverage). For GenBayes we set $\omega = 1$ in all experiments.

3.4 Approximate Inference in Time Series Models

This example shows how the Q-posterior can provide calibrated Bayesian inferences when the assumed data generating process is correct, but an approximate likelihood is used to speed-up computation. Furthermore, this example highlights how automatic differentiation can be used to calculate the scores that are not easily accessible analytically.

Let $\{X_t\}_{t=1}^n$ be a discretely observed, zero-mean, random variable generated according to an autoregressive fractionally integrated moving average (ARFIMA(2, d , 1)) model

$$(1 - \phi_1 L - \phi_2 L^2)^d X_t = (1 - \vartheta_1 L) \epsilon_t, \quad \theta = (\phi_1, \phi_2, \vartheta_1, d)^\top,$$

where L is the lag operator, and $\epsilon_t \sim \mathcal{N}(0, \sigma^2)$. We consider observed data generated from the ARFIMA(2, d , 1) model with true parameter $\theta_\star = (\phi_{1\star}, \phi_{2\star}, \vartheta_{1\star}, d_\star)^\top = (0.45, 0.1, -0.4, 0.4)^\top$ and we set $n = 15,000$.

For simplicity, we impose independent uniform priors on the components of θ , i.e., for $\mathcal{U}(a, b)$ denoting a uniform random variable with support (a, b) , $\phi_1 \sim \mathcal{U}(-1, 1)$, $\phi_2 \sim \mathcal{U}(-1, 1)$, $\vartheta_1 \sim \mathcal{U}(-1, 1)$ and $d \sim \mathcal{U}(-0.5, 0.5)$. [Bon et al. \(2021\)](#) impose stationarity constraints on the parameters, but given the large sample size investigated here, the prior has minimal influence.

The likelihood function of the ARFIMA model for large n is computationally intensive ([Chan and Palma, 1998](#)). Consequently, we approximate the likelihood by the Whittle likelihood ([Whittle, 1953](#)) to form an approximate posterior; see, also, [Salomone et al. \(2020\)](#) and [Bon et al. \(2021\)](#) for a similar approach. We compare the approximate posterior and the Q-posterior based on the Whittle likelihood, and show that the Q-posterior delivers reliable uncertainty quantification, while the approximate posterior has poor uncertainty quantification.

The Whittle likelihood operates with the data and covariance function in the frequency domain, as opposed to the time domain, and is based on the spectral density of the

model, and the periodogram. For a frequency $\omega \in [-\pi, \pi]$, the spectral density of the ARFIMA(2, d , 1) for $d \in (-0.5, 0.5)$ is

$$f_{\theta}(\omega) = \frac{\sigma^2}{2\pi} \frac{|1 - \vartheta_1 \exp(i\omega)|^2}{|1 - \phi_1 \exp(i\omega) - \phi_2 \exp(2i\omega)|^2}.$$

The periodogram of the data at the frequencies $\{\omega_k : k = -\lceil n/2 \rceil + 1, \dots, \lfloor n/2 \rfloor\}$ is

$$\mathcal{F}(\omega_k) = \frac{|J(\omega_k)|^2}{n}, \quad J(\omega_k) = \frac{1}{\sqrt{2\pi}} \sum_{t=1}^n X_t \exp(-i\omega_k t), \quad \omega_k = \frac{2\pi k}{n},$$

where $J(\omega_k)$ is the discrete Fourier transform (DFT) of the time series. The Whittle log-likelihood for zero-mean data is then (Whittle, 1953)

$$\ell_{\text{whittle}}(\theta) = - \sum_{k=-\lceil n/2 \rceil + 1}^{\lfloor n/2 \rfloor} \left(\log f_{\theta}(\omega_k) + \frac{\mathcal{F}(\omega_k)}{f_{\theta}(\omega_k)} \right).$$

In practice, it is only necessary to calculate the summation over about half of the Fourier frequencies, ω_k , due to symmetry about $\omega_0 = 0$ and since $f_{\theta}(\omega_0) = 0$ for centred data.

The periodogram can be calculated in $\mathcal{O}(n \log n)$ time, and only needs to be calculated once per dataset. Given the periodogram, the cost of each subsequent likelihood evaluation is $\mathcal{O}(n)$, compared to the usual likelihood cost for time series (with dense precision matrix) which is $\mathcal{O}(n^2)$.

The Whittle likelihood effectively treats $\mathcal{F}(\omega_k)$ for each ω_k as being an independent exponential random variate with mean $f_{\theta}(\omega)$. Given the assumed independence, it makes the Q-posterior easy to apply in principle. However, the score for each component of $\ell_{\text{whittle}}(\theta)$ is not easy to obtain analytically. Herein, we use automatic differentiation in Julia (Bezanson et al., 2017), specifically the ForwardDiff.jl library (Revels et al., 2016) to compute the scores $\overline{m}_n(\theta)$.

We use the AdaptiveMCMC.jl library (Vihola, 2014) to draw samples from the posterior under the Whittle approximation and the Q-posterior approach. So long as the model is correctly specified, and under appropriate regularity conditions and restrictions on the true parameters, point-estimates obtained using the Whittle likelihood converge asymptotically

to the true value generating the data (see, e.g., [Fox and Taqqu, 1986](#), and [Dahlhaus, 1989](#)). Thus, given the large sample size considered here, the pseudo-true parameter and the true parameter coincide. Table 4 gives accuracy measures based on 100 independent datasets (we use the `arfima` package ([Veenstra, 2012](#)) in R ([R Core Team, 2022](#)) to simulate datasets). The results show that the Whittle approximation has low bias and MSE, but produces posterior approximations that are over-concentrated, as the poor coverage rates show. In contrast, the Q-posterior approximations exhibit substantially more accurate uncertainty quantification, but still having biases that are similar to those based on the Whittle likelihood.

Method	MSE	Bias	St. Dev.	Coverage (90%)
ϕ_1				
Whittle	0.0028	-0.0055	0.030	72
Q-posterior	0.0038	-0.0024	0.044	93
ϕ_2				
Whittle	0.0013	0.00031	0.021	74
Q-posterior	0.0017	-0.00038	0.029	91
ϑ_1				
Whittle	0.0021	-0.0011	0.026	73
Q-posterior	0.0027	0.00024	0.037	89
d				
Whittle	0.00078	0.0027	0.016	72
Q-posterior	0.0012	0.00061	0.025	88

Table 4: Results for the Whittle example using 100 independent datasets simulated with true parameter value $\theta = (\phi_1, \phi_2, \vartheta_1, d)^\top = (0.45, 0.1, -0.4, 0.4)^\top$. MSE denotes mean squared error, Bias the average bias, St.Dev. the average standard deviation, and Coverage is the actual coverage rate of the credible sets.

In Figure 1 we compare the approximate posteriors for the Whittle likelihood and Q-

posterior for a single dataset, the same one used in [Bon et al. \(2022\)](#) generated with the same true parameter considered here. We also compare the approximate posteriors with the true posterior generated in [Bon et al. \(2022\)](#). It is evident that the posterior approximations based on the Whittle likelihood are overconcentrated compared to the true posterior. In contrast, the Q-posteriors are quite close to the true posteriors for this particular dataset.

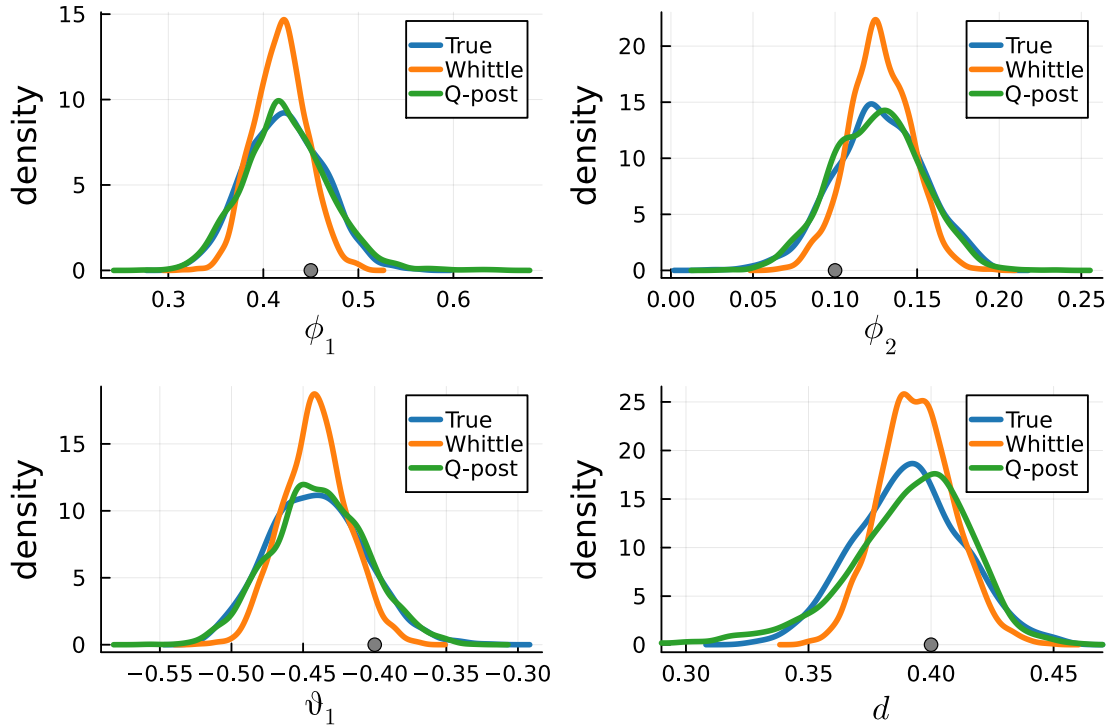


Figure 1: Univariate densities estimates of approximations to the posterior distribution for a single dataset generated from an ARFIMA with true parameter value $\theta = (\phi_1, \phi_2, \vartheta_1, d)^\top = (0.45, 0.1, -0.4, 0.4)^\top$. Shown are posterior approximations based on the Whittle likelihood (orange), Q-posterior (green) and the exact likelihood (blue).

On a laptop computer with an Intel i7-12800H processor (3.70 GHz clock speed) and 32GB RAM the approximate timing for a single likelihood evaluation with the Whittle likelihood, Q-score and true likelihood are 0.001, 0.01 and 0.17 seconds. The true likelihood uses the `arfima` package in R.

3.5 Doubly Intractable Models

In many interesting settings the likelihood for the model $P_\theta^{(n)}$ is of the form $p_\theta^{(n)}(y) = Z_\theta^{-1} \tilde{p}(y \mid \theta)$, where $\tilde{p}(y \mid \theta)$ is an analytically tractable density kernel, and Z_θ is an intractable normalizing constant. Bayesian inference in such settings, often called doubly intractable models since both Z_θ and the marginal likelihood are intractable, is challenging and often requires resorting to an approximation of $p_\theta^{(n)}(y)$. Examples include spatial models, exponential random graphs, and certain discrete data settings ([Matsubara et al., 2022](#)).

[Matsubara et al. \(2022, 2023\)](#) demonstrate how generalized Bayesian methods based on certain classes of discrepancies can be used to deliver posterior inferences in such settings. In both cases, the key insight is that by replacing the likelihood with a well-chosen discrepancy function, computation of the intractable normalizing constant can be circumvented. For continuous variables, this choice leads [Matsubara et al. \(2022\)](#) to produce Bayesian inference using the kernel Stein discrepancy (KSD-Bayes); for discrete data, [Matsubara et al. \(2023\)](#) use the discrete Fisher divergence (DFD) to produce generalized Bayes posteriors (DFD-Bayes).

Regardless of which divergence is used to produce the generalized Bayesian posterior for θ , the resulting posterior is not calibrated in general. To circumvent this issue, [Matsubara et al. \(2023\)](#) propose a computationally onerous bootstrapping procedure to deliver calibrated inferences, while [Matsubara et al. \(2022\)](#) propose an approximate calibration procedure based on a particular choice for the posterior learning rate.

Theorem 1 demonstrates that so long as $p_\theta^{(n)}$ is continuously differentiable, the Q-posterior based on the KSD (or DFD) delivers calibrated inferences without bootstrapping, or the need to choose the learning rate.

3.5.1 DFD-Bayes: Conway-Maxwell-Poisson Model

This section performs approximate Bayesian inference for the Conway-Maxwell-Poisson model (Conway and Maxwell, 1962), which is a flexible model for discrete data x , with $x \geq 0$, that can capture both under- and over-dispersion. The probability mass function for a single observation x conditional on parameter $\theta = (\theta_1, \theta_2)^\top$ is

$$p(x | \theta) = \frac{\tilde{p}(x|\theta)}{Z_\theta},$$

where $\tilde{p}(x|\theta) = (\theta_1)^x (x!)^{-\theta_2}$, with $\theta_1 > 0$ and $\theta_2 \in [0, 1]$. The normalising constant $Z_\theta = \sum_{y=0}^{\infty} \tilde{p}(y|\theta)$ does not have a closed form expression, except for special cases such as when $\theta_2 = 1$, which recovers the Poisson distribution with mean θ_1 . However, the normalising constant can be computed to high-accuracy with little computational effort, which facilitates comparison with a highly precise approximation of the true posterior.

To avoid the intractable normalising constant associated with discrete distributions, Matsubara et al. (2023) conduct generalized Bayesian inference on θ using the DFD as the loss function. In the one-dimensional data setting considered here the DFD between the statistical model conditioned on θ , $p(\cdot|\theta)$ and the empirical distribution of the data, p_n , is defined as

$$\text{DFD}\{p(\cdot|\theta)||p_n\} = \frac{1}{n} \sum_{i=1}^n \left(\frac{p(x_i^-|\theta)}{p(x_i|\theta)} \right)^2 - 2 \left(\frac{p(x_i|\theta)}{p(x_i^+|\theta)} \right),$$

and it is evident that the intractable normalising constants cancel in the ratio. For this example, $x^+ = x + 1$ and $x^- = x - 1$, unless $x = 0$ in which case we set $x^- = \max\{y_i\}_{i=1}^n$, i.e. the maximum value of the dataset.

Matsubara et al. (2023) embed the DFD within a generalised Bayes framework to conduct approximate Bayesian inferences without invoking the θ -dependent normalisation constant. To calibrate the scaling parameter ω in the generalized posterior, Matsubara et al. (2023) propose the following steps: first, B bootstrap replications of the observed data

are created, and for each of the bootstrapped datasets we obtain an estimator of θ , say $\{\theta_n^{(b)} : b = 1, \dots, B\}$, by minimizing the DFD between the assumed model, and the b -th bootstrapped dataset; the value of ω is then chosen to minimize the Fisher divergence between the generalised posterior and the empirical bootstrap sample $\{\theta_n^{(b)} : b = 1, \dots, B\}$. Once this value of ω is obtained, it can then be used within an MCMC algorithm to generate samples from the posterior. While this approach can produce posteriors with more accurate coverage, the method cannot deliver calibrated posterior inference when θ is multivariate.

In contrast, the Q-posterior approach completely avoids this complicated calibration process, and will deliver calibrated Bayesian inference. All that is required is to compute the score of each component of the DFD, which in this case can be done analytically. The implementation can be accelerated by computing the score for each unique value of the dataset, and weighting by the number of replicates of each unique value. Again, the `AdaptiveMCMC.jl` library in `Julia` is used to sample the Q-posterior.

Based on 100 independent datasets of size $n = 2000$ using the true parameter value $\theta = (4, 0.75)^\top$, Table 5 shows the results for the Q-posterior. Although not formally proved in [Matsubara et al. \(2023\)](#), we conjecture that, provided the model is correctly specified, the pseudo-true parameter value, i.e. the one that coincides with the minimiser of the DFD as $n \rightarrow \infty$, is equal to the true parameter value. Indeed, we consider a dataset of size 10 million and find that the minimiser of the DFD coincides exactly with the true parameter when rounded to two decimal place accuracy. We also show the results for an accurate approximation of the true posterior. The Q-posterior approach produces posteriors with a larger standard deviation than the true posterior, but still achieves an accurate coverage rate. Figure 2 displays posterior approximations for a single dataset. As is evident, the Q-posterior approach produces a posterior approximation that is inflated relative to the true posterior.

Note that in this example the individual scores are highly non-Gaussian. Figure 3

demonstrates that, over the 100 independent replications, the distribution of the individual score values evaluated at the true parameter are highly non-Gaussian. It will turn out that in order for the Q-posterior to be calibrated, the scores must be asymptotically Gaussian, however, this example shows that non-Gaussianity of the scores in finite samples does not negatively impact the posterior in this example.

Method	MSE	Bias	St. Dev.	Coverage (90%)
θ_1				
True	0.11	0.076	0.24	93
Q-posterior	0.73	0.28	0.54	88
θ_2				
True	0.0039	0.012	0.045	94
Q-posterior	0.013	0.041	0.078	88

Table 5: Results for the Conway-Maxwell-Poisson example using 100 independent datasets simulated with true parameter value $\theta = (\theta_1, \theta_2)^\top = (4, 0.75)^\top$. For a detailed description on the column entries, see the caption in Table 4.

3.5.2 KSD-Bayes: Contaminated Normal

While discrete Fisher divergence-based Bayes (DFD-Bayes) can be used to conduct posterior inference in models where the normalizing constant for the mass function is intractable, [Matsubara et al. \(2022\)](#) suggest using the kernel Stein discrepancy (KSD) within a generalized Bayes framework when the variables under observation are continuous. In particular, to avoid the intractable normalizing constant Z_θ in $p_\theta^{(n)}(y) = p(y \mid \theta)/Z_\theta$, [Matsubara et al. \(2022\)](#) conduct generalized Bayesian inference using the KDS, which is defined as follows: for some positive-definite kernel function $K : \mathcal{Y} \times \mathcal{Y} \rightarrow \mathbb{R}^{d \times d}$, $\mathbb{P}, \mathbb{Q} \in \mathcal{P}(\mathcal{Y})$, where $\mathcal{P}(\mathcal{Y})$ denotes the space of distributions over \mathcal{Y} , and $\mathcal{S}_\mathbb{Q}$ the Stein operator (see [Matsubara et al., 2022](#) for a formal definition), the kernel Stein discrepancy takes the form

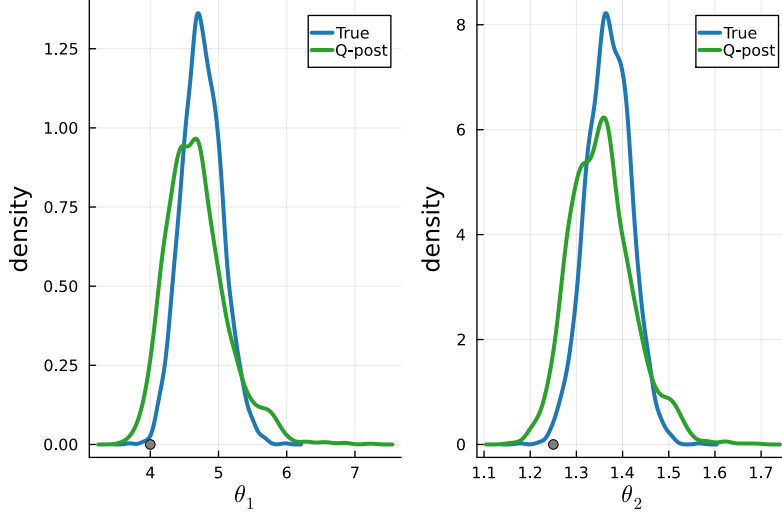


Figure 2: Univariate densities estimates of approximations to the posterior distribution for a single dataset generated from a CMP model with true parameter value $\theta = (\theta_1, \theta_2)^\top = (4, 0.75)^\top$. Shown are posterior approximations based on the Q-posterior (green) and an accurate approximation of the exact likelihood (blue).

$\text{KSD}^2(\mathbb{Q} \parallel \mathbb{P}) := \mathbb{E}_{Y, Y' \sim \mathbb{P}} [\mathcal{S}_{\mathbb{Q}} \mathcal{S}_{\mathbb{Q}} K(Y, Y')]$, which can be explicitly estimated using

$$\text{KSD}^2(P_{\theta}^{(n)} \parallel \mathbb{P}_n) = \frac{1}{n^2} \sum_{i=1}^n \sum_{j=1}^n \mathcal{S}_{\mathbb{P}_{\theta}} \mathcal{S}_{\mathbb{P}_{\theta}} K(y_i, y_j),$$

where \mathbb{P}_n is the empirical measure of the sample y_1, \dots, y_n . Matsubara et al. (2022) show that $\text{KSD}^2(\mathbb{P}_{\theta} \parallel \mathbb{P}_n)$ can be evaluated in closed form when $\mathcal{Y} = \mathbb{R}^d$ and when $\mathcal{S}_{\mathbb{Q}}$ is the Langevin-Stein operator; see Matsubara et al., 2022 for complete details, and, in particular, the discussion surrounding their equation (5).

Matsubara et al. (2022) embed the KSD within a generalized Bayesian framework, and demonstrate that in exponential family models with conjugate priors, the KSD-Bayes posterior has a closed form. The main motivation behind the use of KSD-Bayes comes from its robustness properties, which allows the authors to show that the KSD-Bayes posterior displays a global bias-robustness property under data contamination.

While KSD-Bayes displays meaningful robustness, the resulting posterior is not calibrated. The authors suggest a two-stage approach for setting the learning rate to overcome

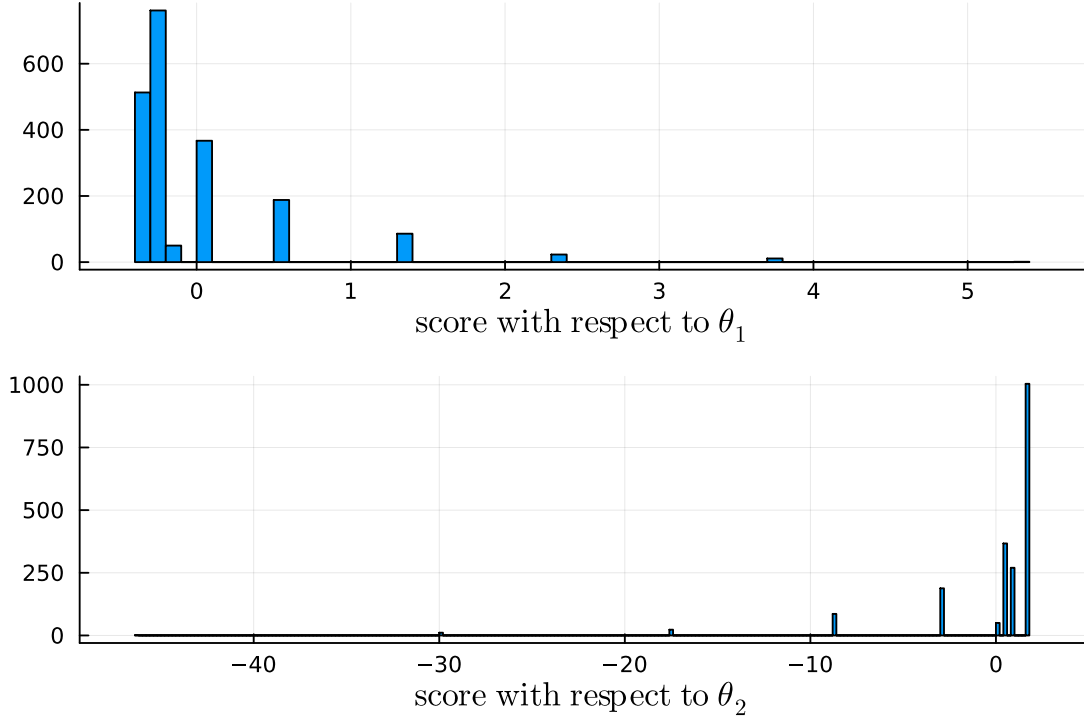


Figure 3: Histograms of the individual score values obtained for the CMP example based on a particular dataset and evaluated at the true parameter value. The resulting histograms are highly-non-Gaussian, but this non-Gaussianity does not negatively impact the Q-posterior uncertainty quantification.

this issue, however, the resulting KSD-Bayes posterior will not be calibrated unless θ is a scalar. In contrast, the Q-posterior based on $\text{KSD}^2(P_\theta^{(n)} \parallel \mathbb{P}_n)$ inherits the bias robustness properties of the KSD-Bayes posterior, and also delivers calibrated inference.

To demonstrate this, we compare the behavior of the Q-posterior based on KSD loss and the KSD-Bayes in the contaminated normal location model analyzed in Section 6.1 of [Matsubara et al. \(2022\)](#). For both the Q-posterior and KSD-Bayes, we set the kernel function $K(\cdot, \cdot)$ as the inverse multi-quadratic kernel suggested as the default choice by [Matsubara et al. \(2022\)](#), and for KSD-Bayes we use their optimal choice of learning rate in an attempt to correct the coverage of the KSD-Bayes posterior; see Section 5 of [Matsubara et al. \(2022\)](#) for details on these choices.

Using the contaminated normal model design described in [Matsubara et al. \(2022\)](#), the assumed model is $P_\theta = \mathcal{N}(\theta, 1)$, with prior belief $\theta \sim \mathcal{N}(0, 1)$, but the actual generating process is an ϵ -contamination of P_θ with contaminating distribution $\mathcal{N}(5, 3)$. We take the true value of $\theta = 0$, so that the true DGP is $(1 - \epsilon)\mathcal{N}(0, 1) + \epsilon\mathcal{N}(5, 3)$. We generate 100 replicated datasets from the above DGP under $\epsilon = 0$ (correct specification), and $\epsilon = 0.10$ (model misspecification). For each dataset, we apply the Q-posterior and KSD-Bayes, and across the replications we calculate the MSE, bias and average posterior standard deviation, as well as the Monte Carlo coverage. Table 6 demonstrates that the Q-posterior has almost the exact same location as the KSD-Bayes posterior, but its credible sets are wider, and much closer to the nominal level than the KSD-Bayes posterior, even though the KSD-Bayes posterior utilizes the two-stage learning rate described in [Matsubara et al. \(2022\)](#). Similar findings hold under both designs.

3.6 Tukey’s Loss: Contaminated normal example

In certain cases our preferred loss function depends on both unknown parameters, θ , and unknown hyper-parameters, κ . In such settings, [Jewson and Rossell \(2022\)](#) propose using

Method	MSE	Bias	St. Dev.	Coverage (95%)
$\theta, \epsilon = 0$				
KSD	0.0163	-0.0129	0.1031	88
Q-posterior	0.0168	-0.0132	0.1211	93
$\theta, \epsilon = 0.10$				
KSD	0.0109	0.0684	0.1044	89
Q-posterior	0.0147	0.0687	0.1212	95

Table 6: Results for the contaminated normal location model with 100 independent datasets simulated with true parameter value $\theta = 0$. The case of $\epsilon = 0$ corresponds to correct specification, while $\epsilon = 0.10$ corresponds to 10% data contamination. For a detailed description on the column entries, see the caption in Table 4.

the Hyvärinen score for Bayesian inference and model selection on the unknown hyperparameter κ . They essentially propose a two-step procedure one first learns, or choose, the hyper-parameters κ using a Gibbs posterior based on the Hyvärinen score, and then conducts generalized Bayesian inference on the remaining parameter θ given the chosen value of the hyper-parameter. While such an approach is sensible, since inference on θ is based on a generalized posterior, the posterior that results in the second-step does not reliably quantify uncertainty.

In this example, the Q-posterior delivers reliable uncertainty quantification even when the loss-function in question depends on hyper-parameters that must be fixed/estimated before the loss can be computed. We show that even though these hyper-parameters are fixed in a first step, the Q-posterior still delivers reliable uncertainty quantification.

One of the motivating examples in [Jewson and Rossell \(2022\)](#) is robust regression, where Tukey’s loss is considered. In the case of no covariates, Tukey’s loss for a single observation

y is given by

$$q(y; \theta, \kappa) = \begin{cases} \frac{1}{2} \log(2\pi\phi) + \frac{(y-\mu)^2}{2\phi} - \frac{(y-\mu)^4}{2\phi^2\kappa^2} + \frac{(y-\mu)^6}{6\phi^3\kappa^4}, & \text{if } |y - \mu| \leq \kappa\sqrt{\phi} \\ \frac{1}{2} \log(2\pi\phi) + \frac{\kappa^2}{6}, & \text{otherwise} \end{cases}$$

Tukey’s loss depends on the model parameters μ, ϕ , and the hyper-parameter κ , which controls the tails of the loss. The value of κ artificially deflates extreme data points, such as gross outliers, to ensure that these points do not unduly influence inferences. The use of Tukey’s loss is complicated by the fact that if all three parameters, μ, ϕ, κ , are permitted to vary, the loss is minimized by driving κ to 0, which is not meaningful.

We consider the same example as in Section 5.1 of [Jewson and Rossell \(2022\)](#), where the true data generating process involves taking n independent draws from a mixture model, $0.9\mathcal{N}(0, 1) + 0.1\mathcal{N}(5, 3)$. The assumed model for the data is $\mathcal{N}(\mu, \phi)$, so that $\theta = (\mu, \phi)^\top$, and the assumed model is correct up to a small proportion of outliers. As in [Jewson and Rossell \(2022\)](#), we consider datasets of size $n = 500$, and set the priors as $\mu \sim \mathcal{N}(0, 5)$ and $\phi \sim \text{Exp}(1)$.

Section 3.4 of [Jewson and Rossell \(2022\)](#) uses a two-step approach, whereby they first choose the value of κ by maximizing the \mathcal{H} -score over κ , and then conduct generalized Bayes inference for the remaining parameters with a fixed value of κ from the optimization. We consider a similar approach whereby we fix κ and conduct generalized Bayes inference for μ and ϕ using Tukey’s loss. For computational simplicity, we set $\kappa = 6$ for all experiments, since this value is close to the optimal value found in [Jewson and Rossell \(2022\)](#), and then use the Q-posterior to conduct inference on μ and ϕ .

Tukey’s loss has a continuous derivative in ϕ and μ except for sets of measure zero (i.e., it is equicontinuous), and can be shown to satisfy the maintained regularity conditions we later use to deduce the asymptotic behavior of the Q-posterior. Thus, we proceed by computing the score for each component of the loss, and return the relevant score at each

iteration of the MCMC, depending on the condition stated in the loss $|x - \mu| \leq \kappa\sqrt{\phi}$; e.g., if this condition is satisfied we use the score associated to the first component in the loss, else we use the score of the second component.

By minimizing Tukey’s loss on a dataset of size 10 million with fixed hyper-parameter of $\kappa = 6$, we find that the pseudo-true parameter value is given by $\theta^* \approx (0.088, 1.00)^\top$, and we investigate if the Q-posterior produces well-calibrated inference for this value of θ_* . Again we use the `AdaptiveMCMC.jl` library for sampling the Q-posterior posterior.

We compare our approach with generalized Bayesian inference based on Tukey’s loss, i.e., (2) based on Tukey’s loss, where we set the learning rate to be $\omega = 1$ and $\omega = 2$. Table 7 suggest that generalized Bayesian inference based on Tukey’s loss produces smaller mean squared error, but the Q-posterior yields much more accurate uncertainty quantification, especially for ϕ . That is, since the squared biases are similar between the two methods, the difference in mean squared error is attributable to the smaller variance for the generalized posterior, which results in poor coverage. Figure 4 displays posterior approximations for a single dataset, and shows that the Q-posterior has additional variability relative to posteriors based on Tukey’s loss.

4 Theoretical Results

4.1 Assumptions

Using standard regularity conditions regarding the behavior of $\overline{m}_n(\theta)$ and $W_n(\theta)$, we formally demonstrate that $\pi(\theta \mid \mathcal{Q}_n)$ has credible sets that are calibrated. We first define notations used to simplify the statement of the results. For a positive sequence $a_n \rightarrow +\infty$ as $n \rightarrow +\infty$, we say that $X_n = o_p(a_n^{-1})$ if the sequence $a_n X_n$ converges to zero in probability, while the notation $X_n = O_p(a_n^{-1})$ denotes that $a_n X_n$ is bounded in probability. For a set $A \subseteq \mathbb{R}^d$, $\text{Int}(A)$ denotes the interior of A . The notation \Rightarrow denotes weak convergence

Method	MSE	Bias	St. Dev.	Coverage (90%)
μ				
GBI $\omega = 1$	0.0089	0.023	0.057	78
GBI $\omega = 2$	0.0073	0.022	0.040	65
Q-posterior	0.015	0.058	0.080	83
ϕ				
GBI $\omega = 1$	0.069	0.066	0.12	66
GBI $\omega = 2$	0.060	0.058	0.084	50
Q-posterior	0.18	0.21	0.27	86

Table 7: Results for the Q-posterior and generalized Bayesian inference (GBI) based on Tukey loss example using 100 independent datasets for $\kappa = 6$. Here the pseudo-true parameter value is $\theta^* \approx (0.088, 1.00)^\top$. For a detailed description on the column entries, see the caption in Table 4.

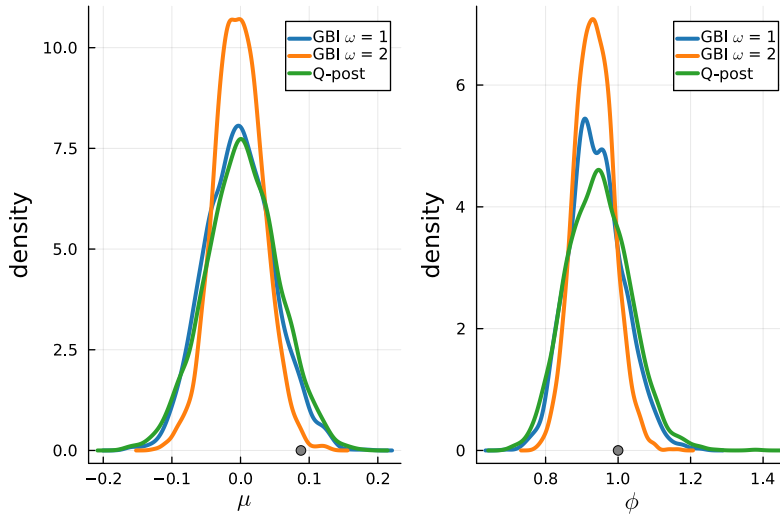


Figure 4: Univariate density estimates of approximations to the posterior distribution for a single dataset for the Tukey loss example with pseudo-true parameter value $\theta^* \approx (0.088, 1.00)^\top$. Posterior approximations for the Q-posterior are shown in green and blue for generalised Bayesian inference (GBI).

under $P_0^{(n)}$.

Assumption 1. *There exists a function $m : \Theta \rightarrow \mathbb{R}^{d_\theta}$ satisfying the following conditions.*

(i) $\sup_{\theta \in \Theta} \|\bar{m}_n(\theta) - m(\theta)\| = o_p(1)$.

(ii) *There exists $\theta_\star \in \text{Int}(\Theta)$, such that $m(\theta_\star) = 0$.*

(iii) *For some $\delta > 0$, $m(\theta)$ is continuously differentiable over $\|\theta - \theta_\star\| \leq \delta$, and $\mathcal{H}(\theta_\star) := -\nabla_\theta m(\theta_\star)$ is invertible.*

(iv) *There is a positive-definite matrix $\mathcal{I}(\theta_\star)$, such that $\sqrt{n}\bar{m}_n(\theta_\star) \Rightarrow N\{0, \mathcal{I}(\theta_\star)\}$.*

(v) *For any $\epsilon > 0$, there is a $\delta > 0$ such that*

$$\limsup_{n \rightarrow \infty} P_0^{(n)} \left(\sup_{\|\theta - \theta_\star\| < \delta} \frac{\sqrt{n} \|\{\bar{m}_n(\theta) - \bar{m}_n(\theta_\star)\} - \{m(\theta) - m(\theta_\star)\}\|}{1 + \sqrt{n}\|\theta - \theta_\star\|} > \epsilon \right) < \epsilon.$$

Assumption 2. *The following conditions are satisfied for some $\delta > 0$: (i) for n large enough, the matrix $W_n(\theta)$ is positive semi-definite and symmetric for all $\theta \in \Theta$, and positive-definite for all $\|\theta - \theta_\star\| \leq \delta$; (ii) there exists a matrix $W(\theta)$, positive semi-definite, and symmetric, for all $\theta \in \Theta$, and such that $\sup_{\theta \in \Theta} \|W_n(\theta) - W(\theta)\| = o_p(1)$, and, for all $\|\theta - \theta_\star\| \leq \delta$, $W(\theta)$ is continuous and positive-definite; (iii) for any $\epsilon > 0$, $\sup_{\|\theta - \theta_\star\| \geq \epsilon} m(\theta)^\top W(\theta)^{-1} m(\theta) > 0$.*

Remark 1. Assumptions 1 and 2 together enforce smoothness and identification conditions on $Q_n(\theta)$. These conditions permit existence of a quadratic expansion of $Q_n(\theta) - Q_n(\theta_\star)$ that is smooth in θ near θ_\star , and with a remainder term that can be suitably controlled. Assumption 1.(i) is a uniform law of large numbers and is satisfied for a large class of functions under many different data generating processes, and can often be verified using method for empirical processes (see, e.g., [Vaart and Wellner, 2023](#), Chapter 3). Assumption 1.(v) is a smoothness condition on the score that does not require that $\bar{m}_n(\theta)$ is differentiable, but only that $\bar{m}_n(\theta)$ is asymptotically equicontinuous; Assumption 1.(iii) requires

that the limit counterpart $m(\theta)$ is differentiable near θ_* . The weaker smoothness condition in Assumption 1.(v) is important as many loss functions are only weakly differentiable, e.g., loss functions based on absolute value functions, which satisfy Assumption 1.(v) but do not satisfy a standard differentiability condition. Assumption 1.(v) is often used in frequentist point estimation theory, and has been used in the context of Bayesian inference by [Chernozhukov and Hong \(2003\)](#). We also note that Assumption 1 does not require that θ_* is unique. This is important as we will later treat the case of multi-modal posteriors caused by score equations that admit multiple roots.

Remark 2. Since the behavior of the Q-posterior depends on the matrix $W_n(\theta)$, we require certain regularity conditions on $W_n(\theta)$ that are not common in the theoretical study of Bayesian methods. Assumption 2(i) requires that, for n large enough, the matrix $W_n(\theta)$ is positive-definite for any θ sufficiently close to θ_* , while Assumption 2(ii) requires that $W_n(\theta)$ converges uniformly to $W(\theta)$, which is continuous and positive-definite for all θ sufficiently close to θ_0 . Note that Assumption 2(ii) does not require $W(\theta)$ to be invertible uniformly over Θ , but only sufficiently close to θ_* . This implies that the limiting quadratic form $Q(\theta) = 2^{-1}m(\theta)^\top W(\theta)^{-1}m(\theta)$ need not be continuous over Θ . Therefore, it is necessary to maintain Assumption 2(iii) to ensure identification. However, if $W(\theta)^{-1}$ is positive-definite over Θ this identification assumption is automatically satisfied.

The next assumption requires the existence of certain prior moments.

Assumption 3. For θ_* as defined in Assumption 1, $\pi(\theta_*) > 0$ and $\pi(\theta)$ is continuous on Θ . For some $p \geq 1$, $\int_\Theta \|\theta\|^p \pi(\theta) d\theta < +\infty$, and for all n large enough $\int_\Theta |W_n(\theta)|^{-1/2} \|\theta - \theta_*\|^p \pi(\theta) d\theta < +\infty$.

Remark 3. While the first two parts of Assumption 3 are standard, the condition $\int_\Theta |W_n(\theta)|^{-1/2} \|\theta - \theta_*\|^p \pi(\theta) d\theta < +\infty$ is not commonly encountered. Since we do not assume that $W_n(\theta)$ is positive-definite uniformly over Θ , it may be the case that $W_n(\theta)$ is singular away from

θ_* , which could result in an ill-behaved posterior in regions of Θ where $W_n(\theta)$ is singular. The condition that $\int_{\Theta} |W_n(\theta)|^{-1/2} \|\theta - \theta_*\|^p \pi(\theta) d\theta < +\infty$ imposes that these singularities are controllable under the prior, and ensures that the posterior will be well-behaved even though $W_n(\theta)$ can have points of singularity.

4.2 Results

4.2.1 Unique identification

If the value θ_* in Assumption 1 is unique, then the Q-posterior correctly quantifies uncertainty. To state this result simply, define $\vartheta := \sqrt{n}(\theta - \theta_n)$, $\Delta(\theta) := \mathcal{H}(\theta)W(\theta)^{-1}\mathcal{H}(\theta)$ and $\mathcal{T}_n := \{\vartheta = \sqrt{n}(\theta - \theta_n) : \theta \in \Theta\}$.

Theorem 1. *If Assumptions 1-3 hold, and θ_* unique, then for $p = 0, 1$ $n \rightarrow \infty$,*

$$\int_{\mathcal{T}_n} \|\vartheta\|^p |\pi(\vartheta \mid \mathcal{Q}_n) - N\{\vartheta; 0, \Delta(\theta_*)^{-1}\}| d\vartheta = o_p(1).$$

Corollary 1. *Define $\bar{\theta} = \int_{\Theta} \theta \pi(\theta \mid \mathcal{Q}_n) d\theta$. If the assumptions of Theorem 1 hold, then*

$$\sqrt{n}(\bar{\theta} - \theta_*) \Rightarrow N\{0, \Delta(\theta_*)^{-1} \mathcal{H}_* W(\theta_*)^{-1} \mathcal{I}_* W(\theta_*)^{-1} \mathcal{H}_* \Delta(\theta_*)^{-1}\}.$$

Remark 4. Theorem 1 shows that when θ_* is unique the Q-posterior converges to a normal density with mean zero and variance $\Delta(\theta^*)^{-1}$ ($p = 0$ in Theorem 1). The uniqueness of θ_* , the zero of the limit score equations $0 = m(\theta)$, is necessary to ensure that the posterior shape is asymptotically Gaussian. Section 4.2.2 generalizes this to the case of multiple solutions. Uniqueness of θ_* is a standard condition in the theoretical analysis of Bayesian methods, and is satisfied in many, but not all, contexts.

Remark 5. Corollary 1 shows that the posterior mean of the Q-posterior converges to an asymptotically mean-zero normal random variable. However, Theorem 1 implies that the widths of credible sets obtained from $\pi(\theta \mid \mathcal{Q}_n)$ are governed by $\Delta(\theta_*)^{-1}$. Hence, Theorem

1 and Corollary 1 together imply that for $\pi(\theta \mid \mathcal{Q}_n)$ to be calibrated, we require that

$$W(\theta_\star) = \lim_{n \rightarrow +\infty} \text{Cov} \{ \sqrt{n} \bar{m}_n(\theta_\star) \} = \mathcal{I}_\star.$$

When $\bar{m}_n(\theta)$ takes the form $\bar{m}_n(\theta) = n^{-1} \sum_{i=1}^n m_i(\theta)$, for some known functions $m_i(\theta)$ depending only on the i -th sample unit, the matrix

$$W_n(\theta) = n^{-1} \sum_{i=1}^n \{m_i(\theta) - \bar{m}_n(\theta)\} \{m_i(\theta) - \bar{m}_n(\theta)\}^\top \quad (5)$$

often provides a consistent estimator for \mathcal{I}_\star . However, if it is unknown whether $W_n(\theta)$ in (5) is consistent for \mathcal{I}_\star , we suggest using either robust covariance estimators or the bootstrap to estimate the covariance matrix; this can often be achieved using a variation of the estimating equations bootstrap (Hu and Kalbfleisch, 2000 and Chatterjee and Bose, 2005). Such an approach can either be directly embedded within the MCMC algorithm, or a preliminary estimator $W_n(\bar{\theta}_n)$, based on some $\bar{\theta}_n$ in the high-probability density region of the posterior, can be used throughout the MCMC algorithm. The latter follows since Assumption 2 is actually a stronger condition than is required for the validity of Theorem 1. The result can be shown to be satisfied if the matrix $W_n(\theta)$ is replaced by $W_n(\bar{\theta}_n)$, where $\bar{\theta}_n$ is any preliminary consistent point-estimator of θ_\star .

Remark 6. Theorem 1 implies that if we take the loss to be minus the log-likelihood, and when the model is correctly specified, the Q-posterior is as accurate as the standard posterior since the information matrix equality is satisfied, i.e., $\mathcal{H}_\star = \mathcal{H}(\theta_\star) = \mathcal{I}_\star$ so that $\Delta(\theta_\star)^{-1} = \mathcal{I}_\star^{-1}$, and the posterior variances of the exact Bayes posterior and Q-posterior agree. However, unlike the exact Bayes posterior, when the model is misspecified, $\mathcal{H}_\star \neq \mathcal{I}_\star$, by Theorem 1, the (asymptotic) posterior variance of $\pi(\theta \mid \mathcal{Q}_n)$ is given by $\Delta(\theta_\star)^{-1} = \mathcal{H}_\star^{-1} \mathcal{I}_\star \mathcal{H}_\star^{-1}$. This implies that the Q-posterior displays a specific type of adaptivity against model misspecification; i.e., the variability in the Q-posterior automatically “adapts” to the level of model misspecification in the data.

4.2.2 Non-unique Identification

Since the model is possibly misspecified, the limit score equation $0 = m(\theta)$ may not admit a unique solution. If the score equation $0 = m(\theta)$ is satisfied at multiple points, but the set of solutions $\Theta_\star := \{\theta \in \text{Int}(\Theta) : 0 = m(\theta)\}$ only contains a finite number of well-separated points, then a result similar to Theorem 1 will be satisfied at each element in Θ_\star . To derive such a result, recall $\Delta(\theta) := \mathcal{H}(\theta)W(\theta)^{-1}\mathcal{H}(\theta)$, let $\lambda_{\min}\{\Delta(\theta)\}$ be the smallest eigenvalue of $\Delta(\theta)$, and impose the following assumption on Θ_\star .

The following result demonstrates that, unlike Gaussian posterior corrections/approximations, the Q-posterior remains a meaningful object even if the posterior is multi-modal.

Assumption 4. *The set Θ_\star is finite and for some $\delta > 0$, at least one $\theta \in \Theta_\star$, $0 < \delta < \lambda_{\min}\{\Delta(\theta)\} \leq 1/\delta$.*

Similarly to the case where θ_\star is unique, we must choose a centering sequence to obtain the posterior shape. In general, a useful choice for this centering sequence would be $\theta_n := \arg_{\theta \in \Theta}\{0 = \bar{m}_n(\theta)\}$. However, Assumption 1 by itself does not imply that θ_n is consistent for any $\theta_\star \in \Theta_\star$, which means that without further assumptions θ_n cannot be used as a centering sequence to determine the posterior shape.³ While it is possible to show the existence and consistency of $\theta_n = \arg_{\theta \in \Theta}\{0 = \bar{m}_n(\theta)\}$ under additional smoothness conditions on $\bar{m}_n(\theta)$, to maintain generality, we impose the following high-level condition.

Assumption 5. *For some $\theta_\star \in \Theta$, $\theta_n = \arg_{\theta \in \Theta}\{0 = \bar{m}_n(\theta)\}$ satisfies $\bar{m}_n(\theta_n) = 0$, and $\|\theta_n - \theta_\star\| = o_p(1)$.*

To present the behavior of $\pi(\theta \mid \mathcal{Q}_n)$ over Θ_\star , let $\theta_n = \arg_{\theta \in \Theta}\{0 = \bar{m}_n(\theta)\}$, define $t := \sqrt{n}(\theta - \theta_n)$ as the local parameter, $\mathcal{T}_n := \{t = \sqrt{n}(\theta - \theta_n) : \theta \in \Theta\}$, and let $\pi(t \mid \mathcal{Q}_n) = \pi(\theta_n + t/\sqrt{n} \mid \mathcal{Q}_n)/n^{d_\theta/2}$ be the posterior for t .

³In general, a sufficient condition for θ_n to be consistent for θ_\star is to require continuous differentiability of $\bar{m}_n(\theta)$, which is not maintained in Assumption 1.

Theorem 2. *If Assumptions 1-5 are satisfied, then for any finite $\gamma > 0$, and some density function $\pi_\star(t) \propto N\{t; 0, \Delta(\theta_\star)^{-1}\}$, as $n \rightarrow +\infty$,*

$$\left| \int_{\|t\| \leq \gamma} \pi(t \mid \mathcal{Q}_n) dt - \int_{\|t\| \leq \gamma} \pi_\star(t) dt \right| = o_p(1).$$

Theorem 2 demonstrates that if the score equations $0 = m(\theta)$ admit multiple roots, say $\theta_{1,\star}$ and $\theta_{2,\star}$, then the Q-posterior resembles - but is not equal to - a Gaussian density in a neighbourhood of the roots $\theta_{1,\star}$ and $\theta_{2,\star}$. Consequently, in such cases the limiting posterior shape is a Gaussian mixture with means given by $\theta_{1,\star}$ and $\theta_{2,\star}$, and variances $\Delta(\theta_{1,\star})^{-1}$ and $\Delta(\theta_{2,\star})^{-1}$.

5 Similar Approaches and Alternatives

5.1 Similarities to Other Gibbs Posteriors

The Q-posterior resembles the Bayesian synthetic likelihood posterior suggested in [Wood \(2010\)](#), and developed in [Price et al. \(2018\)](#) (see, also, [Frazier et al., 2022](#)). In particular, since $\theta_n = \arg_{\theta \in \Theta} \{0 = \bar{m}_n(\theta)\}$, it follows that $\pi(\theta \mid \mathcal{Q}_n)$ is equivalently represented as

$$\pi(\theta \mid \mathcal{Q}_n) = \frac{N\{\bar{m}_n(\theta_n); \bar{m}_n(\theta), W_n(\theta)/n\} \pi(\theta)}{\int_{\Theta} N\{\bar{m}_n(\theta_n); \bar{m}_n(\theta), W_n(\theta)/n\} \pi(\theta) d\theta}.$$

The above allows us to interpret the Q-posterior as a type of synthetic likelihood posterior based on observable summary statistic $\bar{m}_n(\theta_n)$, which satisfies $0 = \bar{m}_n(\theta_n)$ by design, but where instead of simulating the mean and variance of the statistic we use the known mean and variance functions $\bar{m}_n(\theta)$ and $W_n(\theta)/n$.

The above interpretation of the Q-posterior also leads to efficient computation if we can calculate $\bar{m}_n(\theta)$ and $W_n(\theta)$ for any value of θ since samples from $\pi(\theta \mid \mathcal{Q}_n)$ can then be obtained using standard MCMC tools. Further, in most cases, $W_n(\theta)$ can be taken as the sample variance of $\bar{m}_n(\theta)$, which can be calculated once $\bar{m}_n(\theta)$ is obtained (either directly

or via automatic differentiation). In all numerical experiments herein we use random-walk Metropolis Hastings MCMC to produce samples from $\pi(\theta \mid \mathcal{Q}_n)$ but note that stochastic gradient-based versions can also be used when it is cheap to compute $\nabla_{\theta} Q_n(\theta)$.

Chernozhukov and Hong (2003) propose a type of generalized Bayesian inference based on either a set of over-identified estimation equations for θ , i.e., more equations than unknown parameters, by taking a quadratic form of a vector of sample moments (for a related approach see Chib et al., 2018), or by replacing the likelihood altogether with an M-estimator criterion; the latter is also used in a decision theoretic framework by Bissiri et al. (2016) to produce their generalized posterior. Philosophically, the approaches of Chernozhukov and Hong (2003) and Bissiri et al. (2016) are based on conducting a form of Bayesian inference *that bypasses the likelihood*. In contrast, our approach is entirely motivated by attempting to produce posteriors with appropriate uncertainty quantification (see Section 5.2 for further discussion). Indeed, Chernozhukov and Hong (2003) acknowledge in the discussion after their Theorem 2 that posteriors based on an M-estimator-like criterion function will not deliver calibrated posteriors in general, and the authors do not suggest how to rectify this issue. We also note that unlike existing generalized Bayes methods the Q-posterior does not require the difficulty of tuning a learning rate, which can greatly impact the posterior uncertainty quantification produced using generalized Bayesian methods.

5.2 Alternatives

In a likelihood context, when the model is correctly specified $\Sigma^{-1} = W(\theta_{\star})^{-1} = \mathcal{I}_{\star}^{-1}$, and the Q-posterior and exact posterior agree asymptotically. If the model is misspecified, the Q-posterior still yields credible sets that are calibrated, so long as $W_n(\theta_{\star})$ is a consistent estimator of \mathcal{I}_{\star} . Section 4 suggests that in most cases reliable estimators of $W(\theta_{\star})$ are available using existing formulas, robust estimators, or bootstrapping methods.

The Q-posterior approach is a significant departure from existing approaches to Bayesian

inference in misspecified models. Two approaches that have so far received meaningful attention are the ‘sandwich’ correction suggested in Müller (2013), and the BayesBag approach of Huggins and Miller (2019).

Müller’s approach amounts to correcting the draws from the standard posterior using an explicit Gaussian approximation $\theta \sim N\{\bar{\theta}, \mathcal{H}_n(\bar{\theta})^{-1}W_n(\bar{\theta})\mathcal{H}_n(\bar{\theta})^{-1}\}$, where $\bar{\theta}$ is the posterior mean. Such a correction can be implemented either by drawing directly from a multivariate normal, or by taking each posterior draw θ and modifying it according to the linear equation

$$\tilde{\theta} = \bar{\theta} + \mathcal{H}_n(\bar{\theta})^{-1}W_n(\bar{\theta})\mathcal{H}_n(\bar{\theta})^{1/2}(\theta - \bar{\theta});$$

see Giummolè et al. (2019) for a related approach in the case of generalized posteriors built using scoring rules. We argue that this *ex-post correction* is sub-optimal for several reasons: first, philosophically, it amounts to the subsequent application of additional inference methods to the output of a Bayesian learning algorithm, and has no representation as a belief update in the sense of (2); second, it requires the explicit calculation of second-derivatives, which can be difficult and may be ill-behaved; third, this Gaussian approximation is poor when posteriors are not Gaussian, e.g., when the parameters have restricted support, in small sample sizes, or when the posterior is multi-modal; fourth, without additional constraints, this correction can easily produce a value of $\tilde{\theta}$ lying outside the support of $\pi(\theta)$, for instance, when Θ is a bounded subset of \mathbb{R}^{d_θ} .

Posterior bagging, as suggested in the BayesBag approach (Huggins and Miller, 2019) is an alternative method that attempts to correct posterior coverage through bagging. Letting $b = 1, \dots, B$ denote bootstrap indices, and $y^{(b)} = (y_1^{(b)}, \dots, y_n^{(b)})$ the b -th bootstrap sample, where $y_i^{(b)}$ is sampled with replacement from the original dataset. The BayesBag posterior is given by

$$\pi^*(\theta | y) \approx B^{-1} \sum_{b=1}^B \pi(\theta | y^{(b)}).$$

BayesBag is easy to use, but requires re-running the MCMC sampling algorithm to obtain

posterior draws of θ for each $\{y^{(b)} : b = 1, \dots, B\}$.

In comparison to the Q-posterior, the BayesBag posterior has the following drawbacks. First, [Huggins and Miller \(2019\)](#) demonstrate that the credible sets of the BayesBag posterior are not calibrated in general. Asymptotically, when the bootstrap size is the same as the sample size, the BayesBag posterior variance is given by $\mathcal{H}_\star^{-1} + \Sigma_\star^{-1}$. Hence, the BayesBag posterior does not have valid frequentist coverage in general. Second, re-running the MCMC sampling algorithm to obtain posterior draws of θ for each $\{y^{(b)} : b = 1, \dots, B\}$ can be computationally intensive. Third, applying the BayesBag approach to weakly dependent data, which are easily handled by the Q-posterior (see Section 3.4 for one such example), is not straightforward.

[Lyddon et al. \(2019\)](#) propose an alternative posterior bootstrapping approach that attempts to correct the coverage of the posterior. Their approach is based on attempting to choose the learning rate ω in the generalized posterior to equate the information in this posterior with a loss-likelihood bootstrapped version, which has correct asymptotic coverage. While the resulting choice of ω equates the Fisher information number between the generalized posterior and its loss-bootstrapped version, it does not in general deliver calibrated posteriors.

In contrast to the ex-post correction approaches, BayesBag, and approaches that suggest choosing ω to correct coverage, such as [Lyddon et al. \(2019\)](#), the Q-posterior does not require any ex-post corrections or complicated bootstrapping procedures to deliver calibrated posteriors.

6 Conclusion

We propose a new approach to Bayesian inference, which we call the Q-posterior, that delivers reliable uncertainty quantification. In likelihood-based settings the Q-posterior

can be thought of as a type of Bayesian synthetic likelihood (Wood, 2010) posterior where we replace the likelihood for the observed sample with an approximation for the likelihood of the score equations. The critical feature of the Q-posterior is that it delivers calibrated Bayesian inference regardless of model specification, while if the model is correctly specified the Q-posterior agrees with the exact posterior (in large samples).

When applied to generalized Bayesian posteriors (Bissiri et al., 2016), the Q-posterior remains calibrated. All existing approaches of which we are aware attempt to correct the coverage of generalized posteriors using either ex-post correction of the posterior draws, which are ultimately based on some (implicit) normality assumption on the resulting posterior draws, or may require complicated bootstrapping approaches. In contrast, the Q-posterior delivers correct uncertainty quantification without needing any additional tuning or ex-post correction of the draws.

When the likelihood is intractable and must be estimated, a version of the Q-posterior can still be implemented. However, this work uses importance sampling, or sequential importance sampling, along with Fisher’s identity to estimate the gradients used in the Q-posterior, which can then be used in MCMC schemes to produce posterior inference. In such cases, analyzing the behavior of the posterior becomes more difficult than the case where the scores are not estimated, and obtaining theoretical results similar to those in Theorem 1 is more onerous. Given the additional technicalities that are required to implement such an approach, we leave this topic for future research.

The empirical findings obtained by applying the Q-posterior to Tukey’s loss (Section 3.6) suggest that the Q-posterior would also deliver reliable uncertainty quantification in empirical Bayes (see Casella, 1985 for an introduction) settings where preliminary hyperparameters are estimated before inference is conducted. We leave a detailed study of this conjecture for future research.

Acknowledgements

David Frazier was supported by the Australian Research Council’s Discovery Early Career Researcher Award funding scheme (DE200101070). Christopher Drovandi was supported by the Australian Research Council Future Fellowships Scheme (FT210100260). The authors thank Jeremias Knoblauch, and Jonathan Huggins for comments on a previous draft. All remaining errors are our own.

References

- Agnoletto, D., Rigon, T., and Dunson, D. B. (2023). Bayesian inference for generalized linear models via quasi-posteriors. *arXiv preprint arXiv:2311.00820*. 13
- Bezanson, J., Edelman, A., Karpinski, S., and Shah, V. B. (2017). Julia: A fresh approach to numerical computing. *SIAM Review*, 59(1):65–98. 19
- Bissiri, P. G., Holmes, C. C., and Walker, S. G. (2016). A general framework for updating belief distributions. *Journal of the Royal Statistical Society: Series B (Statistical Methodology)*, 78(5):1103–1130. 2, 5, 39, 42
- Bon, J. J., Lee, A., and Drovandi, C. (2021). Accelerating sequential Monte Carlo with surrogate likelihoods. *Statistics and Computing*, 31(5):1–26. 18
- Bon, J. J., Warne, D. J., Nott, D. J., and Drovandi, C. (2022). Bayesian score calibration for approximate models. *arXiv preprint arXiv:2211.05357*. 21
- Casella, G. (1985). An introduction to empirical Bayes data analysis. *The American Statistician*, 39(2):83–87. 42
- Chan, N. H. and Palma, W. (1998). State space modeling of long-memory processes. *The Annals of Statistics*, 26(2):719–740. 18
- Chatterjee, S. and Bose, A. (2005). Generalized bootstrap for estimating equations. *The Annals of Statistics*, 33(1):414–436. 16, 36

- Chernozhukov, V. and Hong, H. (2003). An MCMC approach to classical estimation. *Journal of Econometrics*, 115(2):293–346. 2, 34, 39, 51, 52
- Chib, S., Shin, M., and Simoni, A. (2018). Bayesian estimation and comparison of moment condition models. *Journal of the American Statistical Association*, 113(524):1656–1668. 39
- Conway, R. W. and Maxwell, W. L. (1962). A queuing model with state dependent service rates. *Journal of Industrial Engineering*, 12(2):132–136. 23
- Dahlhaus, R. (1989). Efficient parameter estimation for self-similar processes. *The annals of Statistics*, pages 1749–1766. 20
- Dawid, A. P. (1982). The well-calibrated bayesian. *Journal of the American Statistical Association*, 77(379):605–610. 2
- Doksum, K. A. and Lo, A. Y. (1990). Consistent and robust Bayes procedures for location based on partial information. *The Annals of Statistics*, 18(1):443–453. 15, 16
- Fox, R. and Taqqu, M. S. (1986). Large-sample properties of parameter estimates for strongly dependent stationary gaussian time series. *The Annals of Statistics*, 14(2):517–532. 20
- Frazier, D. T., Drovandi, C., and Nott, D. J. (2021). Synthetic likelihood in misspecified models: Consequences and corrections. *arXiv preprint arXiv:2104.03436*. 49, 52
- Frazier, D. T., Nott, D. J., Drovandi, C., and Kohn, R. (2022). Bayesian inference using synthetic likelihood: asymptotics and adjustments. *Journal of the American Statistical Association*, page to appear. 38
- Freedman, D. A. (2006). On the so-called “Huber sandwich estimator” and “robust standard errors”. *The American Statistician*, 60(4):299–302. 4, 6
- Giummolè, F., Mameli, V., Ruli, E., and Ventura, L. (2019). Objective Bayesian inference with proper scoring rules. *Test*, 28(3):728–755. 40
- Holmes, C. C. and Walker, S. G. (2017). Assigning a value to a power likelihood in a general Bayesian model. *Biometrika*, 104(2):497–503. 2
- Hu, F. and Kalbfleisch, J. D. (2000). The estimating function bootstrap. *Canadian Journal of Statistics*, 28(3):449–481. 16, 36

- Huggins, J. H. and Miller, J. W. (2019). Robust inference and model criticism using bagged posteriors. *arXiv preprint arXiv:1912.07104*. 7, 40, 41
- Jewson, J. and Rossell, D. (2022). General Bayesian loss function selection and the use of improper models. *Journal of the Royal Statistical Society Series B: Statistical Methodology*, 84(5):1640–1665. 3, 28, 29, 30
- Kleijn, B. J. and van der Vaart, A. W. (2012). The Bernstein-von-Mises theorem under misspecification. *Electronic Journal of Statistics*, 6:354–381. 4, 6
- Knoblauch, J., Jewson, J., and Damoulas, T. (2022). An optimization-centric view on Bayes’ rule: Reviewing and generalizing variational inference. *The Journal of Machine Learning Research*, 23(1):5789–5897. 5
- Lehmann, E. L. and Casella, G. (2006). *Theory of point estimation*. Springer Science & Business Media. 57
- Lewis, J. R., MacEachern, S. N., and Lee, Y. (2021). Bayesian restricted likelihood methods: Conditioning on insufficient statistics in Bayesian regression (with discussion). *Bayesian Analysis*, 16(4):1393–1462. 15, 16
- Little, R. J. (2006). Calibrated bayes: a bayes/frequentist roadmap. *The American Statistician*, 60(3):213–223. 2
- Loaiza-Maya, R., Martin, G. M., and Frazier, D. T. (2021). Focused Bayesian prediction. *Journal of Applied Econometrics*, 36(5):517–543. 3
- Lyddon, S. P., Holmes, C., and Walker, S. (2019). General Bayesian updating and the loss-likelihood bootstrap. *Biometrika*, 106(2):465–478. 2, 41
- Matsubara, T., Knoblauch, J., Briol, F.-X., and Oates, C. J. (2022). Robust generalised Bayesian inference for intractable likelihoods. *Journal of the Royal Statistical Society Series B: Statistical Methodology*, 84(3):997–1022. 2, 3, 7, 22, 25, 26, 28
- Matsubara, T., Knoblauch, J., Briol, F.-X., and Oates, C. J. (2023). Generalised Bayesian inference for discrete intractable likelihood. *Journal of the American Statistical Association*, (just-accepted):1–21. 22, 23, 24

- Miller, J. W. (2021). Asymptotic normality, concentration, and coverage of generalized posteriors. *Journal of Machine Learning Research*, 22:168–1. 3, 16, 17
- Müller, U. K. (2013). Risk of Bayesian inference in misspecified models, and the sandwich covariance matrix. *Econometrica*, 81(5):1805–1849. 2, 40
- Price, L. F., Drovandi, C. C., Lee, A., and Nott, D. J. (2018). Bayesian synthetic likelihood. *Journal of Computational and Graphical Statistics*, 27(1):1–11. 38
- R Core Team (2022). *R: A Language and Environment for Statistical Computing*. R Foundation for Statistical Computing, Vienna, Austria. 20
- Revels, J., Lubin, M., and Papamarkou, T. (2016). Forward-mode automatic differentiation in Julia. *arXiv:1607.07892 [cs.MS]*. 19
- Rubin, D. B. (1984). Bayesianly justifiable and relevant frequency calculations for the applied statistician. *The Annals of Statistics*, pages 1151–1172. 2, 3
- Salomone, R., Quiroz, M., Kohn, R., Villani, M., and Tran, M.-N. (2020). Spectral subsampling MCMC for stationary time series. In *International Conference on Machine Learning*, pages 8449–8458. PMLR. 18
- Syring, N. and Martin, R. (2019). Calibrating general posterior credible regions. *Biometrika*, 106(2):479–486. 2, 3
- Syring, N. and Martin, R. (2020). Robust and rate-optimal Gibbs posterior inference on the boundary of a noisy image. *The Annals of Statistics*, 48(3):1498–1513. 3
- Vaart, A. v. d. and Wellner, J. A. (2023). Empirical processes. In *Weak Convergence and Empirical Processes: With Applications to Statistics*, pages 127–384. Springer. 33
- Veenstra, J. Q. (2012). *Persistence and Anti-persistence: Theory and Software*. PhD thesis, Western University. 20
- Ventura, L. and Racugno, W. (2016). Pseudo-likelihoods for Bayesian inference. In *Topics on methodological and applied statistical inference*, pages 205–220. Springer. 13
- Vihola, M. (2014). Ergonomic and reliable Bayesian inference with adaptive Markov chain Monte Carlo. *Wiley StatsRef: Statistics Reference Online*, pages 1–12. 19

- Wedderburn, R. W. (1974). Quasi-likelihood functions, generalized linear models, and the Gauss—Newton method. *Biometrika*, 61(3):439–447. 12
- White, H. (1982). Maximum likelihood estimation of misspecified models. *Econometrica*, 50(1):1–25. 6, 10
- Whittle, P. (1953). Estimation and information in stationary time series. *Arkiv för matematik*, 2(5):423–434. 18, 19
- Wood, S. N. (2010). Statistical inference for noisy nonlinear ecological dynamic systems. *Nature*, 466(7310):1102–1104. 38, 42
- Wu, P.-S. and Martin, R. (2020). A comparison of learning rate selection methods in generalized Bayesian inference. *arXiv preprint arXiv:2012.11349*, 6. 3
- Zhang, T. (2006). Information-theoretic upper and lower bounds for statistical estimation. *IEEE Transactions on Information Theory*, 52(4):1307–1321. 2, 5

A Supplementary Material

A.1 Lemmas

This section contains proofs of the results in the main text. We first establish the following additional notation used throughout the remainder. For two (possibly random) sequences a_n, b_n we say that $a_n \lesssim b_n$ if for some n' large enough, and all $n \geq n'$, there exists a $C > 0$ such that $a_n \leq Cb_n$ (almost surely); while we write $a_n \asymp b_n$ if $a_n \lesssim b_n$ and $b_n \lesssim a_n$ (almost surely). Throughout, $\|\cdot\|$ denotes the Euclidean norm for vectors or a convenient matrix norm for matrices.

The following lemmas are used to prove the main results. To simplify the statement and derivation of results, redefine $Q_n(\theta)$ as

$$Q_n(\theta) = -\frac{n}{2}\overline{m}_n(\theta)^\top W_n(\theta)^{-1}\overline{m}_n(\theta).$$

While this definition is not as easily interpretable as the $Q_n(\theta)$ defined in equation (3), it simplifies our manipulations.

Lemma 1. *Under Assumptions 1-5, the following are satisfied for some $\theta_\star \in \Theta_\star$, and*

$$\theta_n := \arg_{\theta \in \Theta} \{0 = \bar{m}_n(\theta)\}.$$

$$1. \|\theta_n - \theta_\star\| = O_p(n^{-1/2}).$$

$$2. \text{ For any } \delta_n = o(1), T_n = \{\theta \in \Theta, \theta_\star \in \Theta_\star : \|\theta - \theta_\star\| \leq \delta_n\}, \text{ and } t = \sqrt{n}(\theta - \theta_\star), \theta \in T_n,$$

$$Q_n(\theta_\star + t/\sqrt{n}) - Q_n(\theta_\star) = t^\top \mathcal{H}_n(\theta_\star) W_n(\theta_\star)^{-1} \sqrt{n} \bar{m}_n(\theta_\star) - \frac{1}{2} t^\top \Delta(\theta_\star) t + R_n(\theta_\star + t/\sqrt{n}),$$

for a remainder term $R_n(\theta)$ satisfying

$$\sup_{\|\theta - \theta_\star\| \leq \delta_n} \frac{R_n(\theta)}{1 + \|\sqrt{n}(\theta - \theta_\star)\|^2} = o_p(1).$$

Proof. Proof of 1. From the consistency of θ_n there exists some positive $\delta_n = o(1)$ such that $P_0^{(n)} \{\|\theta_n - \theta_\star\| \geq \delta_n\} = o(1)$. By Assumption 1(ii), we have

$$\sup_{\|\theta - \theta_\star\| \leq \delta_n} \|\bar{m}_n(\theta) - \bar{m}(\theta) - \bar{m}_n(\theta_\star)\| = o_p(n^{-1/2}) \quad (6)$$

under $P_0^{(n)}$. Then, with $P_0^{(n)}$ -probability converging to one for the sequence δ_n , we have

$$\|\bar{m}_n(\theta) - m(\theta_n) - \bar{m}_n(\theta_\star)\| \leq o_p(n^{-1/2})$$

$$\|\bar{m}_n(\theta) - m(\theta_n) - \bar{m}_n(\theta_\star)\| \geq \|m(\theta_n)\| - \|\bar{m}_n(\theta)\| - \|\bar{m}_n(\theta_\star)\|.$$

Rearranging terms, and applying Assumption 1(iv),

$$\|m(\theta_n)\| \leq o_p(n^{-1/2}) + \|\bar{m}_n(\theta_\star)\| \{1 + o_p(1)\} = O_p(n^{-1/2}).$$

Because $m(\theta)$ differentiable, $\mathcal{H}_\star = \mathcal{H}(\theta_\star)$ is positive-definite - Assumption 1(iii) - there exists $C > 0$ such that $C\|\theta_n - \theta_\star\| \leq \|m(\theta_n)\| \leq O_p(n^{-1/2})$.

Proof of 2. On the set T_n , the result follows from the following expansion of $Q_n(\theta) =$

$-\frac{n}{2} \bar{m}_n(\theta)^\top W_n(\theta)^{-1} \bar{m}_n(\theta)$ around θ_\star :

$$Q_n(\theta) - Q_n(\theta_\star) = \sqrt{n}(\theta - \theta_\star)' \mathcal{H}(\theta_\star)^\top W(\theta_\star)^{-1} \sqrt{n} \bar{m}_n(\theta_\star) - \sqrt{n}(\theta - \theta_\star)' \Delta(\theta_\star) \sqrt{n}(\theta - \theta_\star)/2 + R_n(\theta);$$

where $R_n(\theta) = R_{1n}(\theta) + R_{2n}(\theta) + R_{3n}(\theta)$, and

$$\begin{aligned}
R_{1n}(\theta) &= -n \left\{ \bar{m}_n(\theta_*)^\top W(\theta)^{-1} \mathcal{H}(\theta_*)(\theta - \theta_*) - \frac{1}{2} (\theta - \theta_*)^\top \mathcal{H}(\theta_*)' W(\theta)^{-1} \mathcal{H}(\theta_*)(\theta - \theta_*) \right\} \\
&\quad + \left\{ \frac{1}{2} \bar{m}_n(\theta)^\top W_n(\theta)^{-1} \bar{m}_n(\theta) + \frac{1}{2} \bar{m}_n(\theta_*)^\top W_n(\theta)^{-1} m(\theta_*) \right\} \\
R_{2n}(\theta) &= -n \left[\frac{1}{2} \bar{m}_n(\theta_*)^\top \{W_n(\theta_*)^{-1} - W_n(\theta)^{-1}\} \bar{m}_n(\theta_*) \right] \\
R_{3n}(\theta) &= n \left[\bar{m}_n(\theta_*)^\top \{W(\theta)^{-1} - W(\theta_*)^{-1}\} \mathcal{H}(\theta_*)(\theta - \theta_*) \right] \\
&\quad - \left[\frac{1}{2} (\theta - \theta_*)' \mathcal{H}(\theta_*)' \{W(\theta)^{-1} - W(\theta_*)^{-1}\} \mathcal{H}(\theta_*)(\theta - \theta_*) \right].
\end{aligned}$$

The stated condition on $R_n(\theta)$ then directly follows by Lemma 3. \square

Lemma 2. *Under Assumptions 1-5, with probability converging to one under $P_0^{(n)}$,*

$$0 \leq \pi(\theta_n \mid \mathcal{Q}_n) / n^{d_\theta/2} \leq 1 / \{(2\pi)^{d_\theta} |\Delta|\}^{1/2}.$$

Proof. The proof proceeds via a similar argument to that used to prove Lemma 1 in [Frazier et al. \(2021\)](#). Let $\gamma_n = o(1)$ with $\gamma_n \sqrt{n} \rightarrow \infty$, and let $\mathcal{N}_{\gamma_n} = \{\theta \in \Theta : \|\theta - \theta_n\| \leq \gamma_n\}$.

Rewrite the posterior $\pi(\theta \mid \mathcal{Q}_n)$ as

$$\begin{aligned}
\pi(\theta \mid \mathcal{Q}_n) &= \pi(\theta_n \mid \mathcal{Q}_n) \frac{M_n(\theta)\pi(\theta)}{M_n(\theta_n)\pi(\theta_n)} \exp\{Q_n(\theta) - Q_n(\theta_n)\} \\
&= \pi(\theta_n \mid \mathcal{Q}_n) \exp\{Q_n(\theta) - Q_n(\theta_n)\} + \pi(\theta_n \mid \mathcal{Q}_n) \left\{ \frac{M_n(\theta)\pi(\theta)}{M_n(\theta_n)\pi(\theta_n)} - 1 \right\} \exp\{Q_n(\theta) - Q_n(\theta_n)\},
\end{aligned}$$

where we remind the reader that $M_n(\theta) = |W_n(\theta)|^{-1/2}$. From Lemma 1(1), for any $\gamma_n = o(1)$ such that $\gamma_n \sqrt{n} \rightarrow +\infty$, and $\Omega_n := \|\theta_n - \theta_*\| \leq \gamma_n$ $P_0^{(n)}\{\Omega_n\} = 1 + o(1)$. On Ω_n , by Assumptions 2 and 3, and the compactness of $\{\theta \in \Theta : \|\theta - \theta_n\| \leq \gamma_n\}$,

$$\left\{ \frac{M_n(\theta)\pi(\theta)}{M_n(\theta_n)\pi(\theta_n)} - 1 \right\} \leq \sup_{\|\theta - \theta_n\| \leq \gamma_n} \left| \left\{ \frac{M_n(\theta)\pi(\theta) - M_n(\theta_n)\pi(\theta_n)}{M_n(\theta_n)\pi(\theta_n)} \right\} \right| = o_p(1).$$

Hence, over \mathcal{N}_{γ_n} ,

$$\pi(\theta \mid \mathcal{Q}_n) = \pi(\theta_n \mid \mathcal{Q}_n) \{1 + o_p(1)\} \exp\{Q_n(\theta) - Q_n(\theta_n)\},$$

and

$$\begin{aligned}
\int_{\mathcal{N}_{\gamma_n}} \pi(\theta \mid \mathcal{Q}_n) d\theta &= \pi(\theta_n \mid \mathcal{Q}_n) \{1 + o_p(1)\} \int_{\mathcal{N}_{\gamma_n}} \exp\{Q_n(\theta) - Q_n(\theta_n)\} d\theta \\
&= \frac{\pi(\theta_n \mid \mathcal{Q}_n)}{n^{d_\theta/2}} \{1 + o_p(1)\} \int_{\|t\| \leq \gamma_n \sqrt{n}} \exp\{Q_n(\theta_n + t/\sqrt{n}) - Q_n(\theta_n)\} dt,
\end{aligned} \tag{7}$$

where the second line follows from the change of variables $t = \sqrt{n}(\theta - \theta_n)$.

From the expansion in Lemma 1, over the set \mathcal{N}_{γ_n} , for $\Delta(\theta) = \mathcal{H}(\theta)\mathcal{I}(\theta)^{-1}\mathcal{H}(\theta)$,

$$Q_n(\theta_n + t/\sqrt{n}) - Q_n(\theta_n) = -\frac{1}{2}t^\top \Delta(\theta_n)t + O(\|t\|^2 \gamma_n) = -\frac{1}{2}t^\top \Delta(\theta_n)t + o(1).$$

Rewrite the above as

$$Q_n(\theta_n + t/\sqrt{n}) - Q_n(\theta_n) = -\frac{1}{2}t^\top (I + V_n) \Delta(\theta_\star)t + o(1), \tag{8}$$

where $V_n = [\Delta(\theta_n) - \Delta(\theta_\star)] \Delta(\theta_\star)^{-1}$. By Assumptions 1(iii) and 2, for some $C > 0$, $\|V_n\| \leq C\|\Delta(\theta_\star)^{-1}\|\|\theta_n - \theta_\star\|$. Define $A_n = C\Delta(\theta_\star)^{-1}\|\theta_n - \theta_\star\|$, and conclude that A_n is positive semi-definite with maximal eigenvalue $\lambda_{\max}(A_n) = C\|\theta_n - \theta_\star\|\lambda_{\min}\{\Delta(\theta_\star)\} \geq 0$. Therefore, over $\|t\| \leq \gamma_n$,

$$-t^\top A_n t \leq t^\top V_n t \leq t^\top A_n t;$$

applying the above into (8) yields

$$-t^\top \Delta(\theta_\star)t/2 - t^\top A_n \Delta(\theta_\star)t/2 \leq Q_n(\theta_n + t/\sqrt{n}) - Q_n(\theta_n) \leq -t^\top \Delta(\theta_\star)t/2 + t^\top A_n \Delta(\theta_\star)t/2.$$

Let $M_n^\pm = I \pm \Delta(\theta_\star)^{-1/2} A_n \Delta(\theta_\star)^{1/2}$, and rewrite the above as

$$-\frac{1}{2}t^\top \Delta(\theta_\star)^{1/2} M_n^+ \Delta(\theta_\star)^{1/2} t \leq Q_n(\theta_n + t/\sqrt{n}) - Q_n(\theta_n) \leq -\frac{1}{2}t^\top \Delta(\theta_\star)^{1/2} M_n^- \Delta(\theta_\star)^{1/2} t.$$

For $\|\theta_n - \theta_\star\|$ small enough, i.e., n large enough, $\Delta(\theta_\star)^{1/2} M_n^\pm \Delta(\theta_\star)^{1/2}$ is positive-definite (with probability converging to one). Thus, for n large we can bound the posterior proba-

bility over \mathcal{N}_{γ_n} as

$$\begin{aligned}\int_{\mathcal{N}_{\gamma_n}} \pi(\theta \mid \mathcal{Q}_n) d\theta &\leq \frac{\pi(\theta_n \mid \mathcal{Q}_n)}{n^{d_\theta/2}} |\Delta(\theta_\star)^{1/2} M_n^- \Delta(\theta_\star)^{1/2}|^{-1/2} \int_{T_n^-} \exp(-x^\top x/2) dx \\ \int_{\mathcal{N}_{\gamma_n}} \pi(\theta \mid \mathcal{Q}_n) d\theta &\geq \frac{\pi(\theta_n \mid \mathcal{Q}_n)}{n^{d_\theta/2}} |\Delta(\theta_\star)^{1/2} M_n^+ \Delta(\theta_\star)^{1/2}|^{-1/2} \int_{T_n^+} \exp(-x^\top x/2) dx\end{aligned}$$

where

$$T_n^- = \left\{ x : \|x\| \leq \frac{\gamma_n \sqrt{n}}{\lambda_{\min}\{\Delta(\theta_\star)^{1/2} M_n^- \Delta(\theta_\star)^{1/2}\}^{1/2}} \right\}, \quad T_n^+ = \left\{ x : \|x\| \leq \frac{\gamma_n \sqrt{n}}{\lambda_{\max}\{\Delta(\theta_\star)^{1/2} M_n^+ \Delta(\theta_\star)^{1/2}\}^{1/2}} \right\},$$

and where we have used the fact that for any positive semi-definite matrix M and $\gamma > 0$

$$\{x : \|x\| \leq \gamma/\lambda_{\max}(M)^{1/2}\} \subseteq \{x : x^\top M x \leq \gamma\} \subseteq \{x : \|x\| \leq \gamma/\lambda_{\min}(M)^{1/2}\}.$$

Under the restriction that $\gamma_n \sqrt{n} \rightarrow \infty$, T_n^+ and T_n^- both converge to \mathbb{R}^{d_θ} and $\int_{T_n^\pm} \exp(-x^\top x/2) dx \rightarrow (2\pi)^{d_\theta/2}$ as $n \rightarrow \infty$. Hence, with probability converging to one,

$$|M_n^+|^{1/2} \int_{\mathcal{N}_{\gamma_n}} \pi_n(\theta \mid \mathcal{Q}_n) d\theta \leq \frac{\pi(\theta_n \mid \mathcal{Q}_n)}{n^{d_\theta/2}} (2\pi)^{d_\theta/2} |\Delta^{-1}|^{1/2} \leq |M_n^-|^{1/2} \int_{\mathcal{N}_{\gamma_n}} \pi(\theta \mid \mathcal{Q}_n) d\theta.$$

Since $|M_n^\pm| \rightarrow 1$, $|\Delta| > 0$ and $0 \leq \int_{\mathcal{N}_{\gamma_n}} \pi(\theta \mid \mathcal{Q}_n) d\theta \leq 1$, with probability converging to one,

$$0 \leq \frac{\pi(\theta_n \mid \mathcal{Q}_n)}{n^{d_\theta/2}} \leq 1/\{(2\pi)^{d_\theta} |\Delta^{-1}|\}^{1/2}.$$

□

The following result is used in the proof of Lemma 1 and is a consequence of Proposition 1 in [Chernozhukov and Hong \(2003\)](#).

Lemma 3. *Under the assumptions of Lemma 1, and for $R_n(\theta)$ as defined in the proof of Lemma 1, for each $\epsilon > 0$ there exists a sufficiently small $\delta > 0$ and $h > 0$ large enough, such that*

$$\limsup_{n \rightarrow +\infty} P_0^{(n)} \left[\sup_{h/\sqrt{n} \leq \|\theta - \theta_0\| \leq \delta} \frac{|R_n(\theta)|}{1 + n\|\theta - \theta_0\|^2} > \epsilon \right] < \epsilon$$

and

$$\limsup_{n \rightarrow +\infty} P_0^{(n)} \left[\sup_{\|\theta - \theta_0\| \leq h/\sqrt{n}} |R_n(\theta)| > \epsilon \right] = 0.$$

Proof. The result is a specific case of Proposition 1 in [Chernozhukov and Hong \(2003\)](#). Therefore, it is only necessary to verify that their sufficient conditions are satisfied in our context.

Assumptions (i)-(iii) in their result follow directly from Assumptions 1 and 2, and the normality of $\sqrt{n}\bar{m}_n(\theta_*)$ in Assumption 1. Their Assumption (iv) is stated as follows: for any $\epsilon > 0$, there is a $\delta > 0$ such that

$$\limsup_{n \rightarrow +\infty} P_0^{(n)} \left\{ \sup_{\|\theta - \theta'\| \leq \delta} \frac{\sqrt{n} \|\{\bar{m}_n(\theta) - \bar{m}_n(\theta')\} - \{\mathbb{E}[\bar{m}_n(\theta)] - \mathbb{E}[\bar{m}_n(\theta')]\|}{1 + n\|\theta - \theta'\|} > \epsilon \right\} < \epsilon.$$

In our context, this condition is satisfied by Assumption 1(iv). Hence, the result follows. \square

A.2 Proofs of the Main Results

We first prove Theorem 1, as it simplifies the proof of Theorem 2.

Proof of Theorem 2. The proof of Theorem 2 follows similar arguments to that of Theorem 1 in [Frazier et al. \(2021\)](#). Define $C_\Delta := 1/\{(2\pi)^{d_\theta} |\Delta(\theta_*)^{-1}|\}^{1/2}$ and $\Pi_*(\gamma) := C_\Delta \int_{\|t\| \leq \gamma} \exp(-t^\top \Delta(\theta_*)t/2) dt$. The result follows if $J_n = |\int_{\|t\| \leq \gamma} \pi(t | \mathcal{Q}_n) dt - \Pi_*(\gamma)| = o_p(1)$.

Rewrite the exact posterior $\pi(\theta | \mathcal{Q}_n)$ as

$$\pi(\theta | \mathcal{Q}_n) = \pi(\theta_n | \mathcal{Q}_n) \frac{M_n(\theta)\pi(\theta)}{M_n(\theta_n)\pi(\theta_n)} \exp\{Q_n(\theta) - Q_n(\theta_n)\}, \quad (9)$$

for any θ_n as in Lemma 1. For any $\gamma > 0$, let $\gamma_n = \gamma/\sqrt{n}$, with $\gamma_n = o(1)$, and define $\mathcal{N}_{\gamma_n} = \{\theta \in \Theta : \|\theta - \theta_n\| \leq \gamma_n\}$. Plugging equation (7) in the proof of Lemma 2 into equation (9), we have

$$\int_{\mathcal{N}_{\gamma_n}} \pi(\theta | \mathcal{Q}_n) d\theta = \pi(\theta_n | \mathcal{Q}_n) \{1 + o_p(1)\} \int_{\mathcal{N}_{\gamma_n}} \exp\{Q_n(\theta) - Q_n(\theta_n)\} d\theta. \quad (10)$$

Now, consider the change of variables $\theta \mapsto t = \sqrt{n}(\theta - \theta_n)$, and the posterior $\pi(t |$

$S_n) = \pi(\theta_n + t/\sqrt{n} \mid \mathcal{Q}_n)/n^{d_\theta/2}$. Noting that \mathcal{N}_{γ_n} can be written as $\{t : \|t\| \leq \gamma\}$, we have

$$\begin{aligned} \int_{\mathcal{N}_{\gamma_n}} \pi(\theta \mid \mathcal{Q}_n) d\theta &= \int_{\|t\| \leq \gamma} \pi(t \mid \mathcal{Q}_n) dt \\ &= \frac{\pi(\theta_n \mid \mathcal{Q}_n)}{n^{d_\theta/2}} \{1 + o_p(1)\} \int_{\|t\| \leq \gamma} \exp \{Q_n(\theta_n + t/\sqrt{n}) - Q_n(\theta_n)\} dt \\ &\leq C_\Delta \{1 + o_p(1)\} \int_{\|t\| \leq \gamma} \exp \{Q_n(\theta_n + t/\sqrt{n}) - Q_n(\theta_n)\} dt; \end{aligned} \quad (11)$$

the second equality follows from equation (10) and the change of variables, and the last equation follows by Lemma 2 (with $P_0^{(n)}$ -probability converging to one). Applying equation (11), we see that, up to an $o_p(1)$ term,

$$J_n \lesssim \left| \int_{\|t\| \leq \gamma} [\exp \{Q_n(\theta_n + t/\sqrt{n}) - Q_n(\theta_n)\} - \exp \{-t^\top \Delta(\theta_\star) t/2\}] dt \right|;$$

the result follows if the right hand side of the above converges to zero in $P_0^{(n)}$ -probability.

Using the same argument as in the proof of Lemma 2, for $A_n = C\Delta(\theta_\star)^{-1}\|\theta_n - \theta_\star\|$, for some $C > 0$, we have

$$-t^\top \Delta(\theta_\star) t/2 - t^\top A_n \Delta(\theta_\star) t/2 \leq Q_n(\theta_n + t/\sqrt{n}) - Q_n(\theta_n) \leq -t^\top \Delta(\theta_\star) t/2 + t^\top A_n \Delta(\theta_\star) t/2.$$

However, using the definition of A_n , over $\|t\| \leq \gamma$, the above equation simplifies to

$$-t^\top \Delta(\theta_\star) t/2 - C\|\theta_n - \theta_\star\| \leq Q_n(\theta_n + t/\sqrt{n}) - Q_n(\theta_n) \leq -t^\top \Delta(\theta_\star) t/2 + C\|\theta_n - \theta_\star\|. \quad (12)$$

Using equations (11) and (12), and for n large enough, we can bound the posterior over \mathcal{N}_γ above and below as

$$\begin{aligned} &\frac{\pi(\theta_n \mid \mathcal{Q}_n)}{n^{d_\theta/2}} \int_{\mathcal{N}_\gamma} \exp \{Q_n(\theta_n + t/\sqrt{n}) - Q_n(\theta_n)\} dt \\ &\leq \frac{\pi(\theta_n \mid \mathcal{Q}_n)}{n^{d_\theta/2}} \exp(C\|\theta_n - \theta_\star\|) \int_{\mathcal{N}_{\gamma_n}} \exp \{-t^\top \Delta(\theta_\star) t/2\} dt \\ &\geq \frac{\pi(\theta_n \mid \mathcal{Q}_n)}{n^{d_\theta/2}} \exp(-C\|\theta_n - \theta_\star\|) \int_{\mathcal{N}_{\gamma_n}} \exp \{-t^\top \Delta(\theta_\star) t/2\} dt. \end{aligned}$$

As $n \rightarrow \infty$, it follows from Lemma 2, and the dominated convergence theorem that

$$\begin{aligned}\Pi_*(\gamma)\{1 + o_p(1)\} &\leq \frac{\pi(\theta_n \mid \mathcal{Q}_n)}{n^{d_\theta/2}} \int_{\mathcal{N}_\gamma} \exp\{Q_n(\theta_n + t/\sqrt{n}) - Q_n(\theta_n)\} dt \\ \Pi_*(\gamma)\{1 + o_p(1)\} &\geq \frac{\pi(\theta_n \mid \mathcal{Q}_n)}{n^{d_\theta/2}} \int_{\mathcal{N}_\gamma} \exp\{Q_n(\theta_n + t/\sqrt{n}) - Q_n(\theta_n)\} dt.\end{aligned}$$

Hence, $J_n \rightarrow 0$ in $P_0^{(n)}$ -probability.

□

Proof of Theorem 1. Since θ_* is assumed to be unique, we write $\Delta = \Delta(\theta_*)$. For some δ_n such that $\delta_n = o(1)$ and $\sqrt{n}\delta_n \rightarrow \infty$, split the region of integration into $\mathcal{T}_n = \mathcal{T}_{1n} \cup \mathcal{T}_{2n}$, where $\mathcal{T}_{1n} = \{h \leq \|t\| \leq \delta_n\sqrt{n}\}$ and $\mathcal{T}_{2n} = \{\|t\| \geq \delta_n\sqrt{n}\}$, for some arbitrary $h > 0$. We consider the integral over each region separately.

Region \mathcal{T}_{1n} . Rewrite the posterior as

$$\pi(\theta \mid \mathcal{Q}_n) = \frac{\pi(\theta_n \mid \mathcal{Q}_n)|M_n(\theta_n)|^{1/2}}{\pi(\theta_n)} |M_n(\theta)|^{-1/2} \exp\{Q_n(\theta) - Q_n(\theta_n)\} \pi(\theta).$$

Note that, from the definition of θ_n and Assumption 1(iv), $\|\sqrt{n}(\theta_n - \theta_*)\| = O_p(1)$ by Lemma 1. Under the uniqueness of θ_* , Lemma 2 implies

$$\pi(\theta_n \mid \mathcal{Q}_n)/n^{d_\theta/2} = C_\Delta + o_p(1) = C_\Delta = 1/\{(2\pi)^{d_\theta}|\Delta^{-1}|\}^{1/2} + o_p(1). \quad (13)$$

Over $\{\|t\| \leq \delta_n\sqrt{n}\}$, equation (13) and similar arguments to those used in the proof of Theorem 1 to obtain equation (11) yield

$$\begin{aligned}\int_{\|\theta - \theta_n\| \leq \delta_n} \pi(\theta \mid \mathcal{Q}_n) d\theta &= \frac{\pi(\theta_n \mid \mathcal{Q}_n)}{n^{d_\theta/2}} \{1 + o_p(1)\} \int_{\|t\| \leq \delta_n\sqrt{n}} \pi(t \mid \mathcal{Q}_n) dt \\ &= C_\Delta \{1 + o_p(1)\} \int_{\mathcal{T}_{1n}} \exp\{Q_n(\theta_n + t/\sqrt{n}) - Q_n(\theta_n)\} dt,\end{aligned}$$

and, up to an $o_p(1)$ term,

$$\begin{aligned}&\int_{\mathcal{T}_{1n}} \|t\| |\pi(t \mid \mathcal{Q}_n) - N\{t; 0, \Delta^{-1}\}| dt \\ &= C_\Delta \int_{\mathcal{T}_{1n}} \|t\| |\exp\{Q_n(\theta_n + t/\sqrt{n}) - Q_n(\theta_n)\} - \exp(-t^\top \Delta t/2)| dt.\end{aligned} \quad (14)$$

Over \mathcal{T}_{1n} , arguments similar to those used in Theorem 1 to obtain equation (8) yield

$$Q_n(\theta_n + t/\sqrt{n}) - Q_n(\theta_n) \leq -\frac{1}{2}t^\top (I - A_n) \Delta t + o_p(1), \quad (15)$$

for A_n as defined in that proof.

For some $0 < h < \infty$, further split $\mathcal{T}_{1n} = \{\|t\| \leq h\} \cup \{h \leq \|t\| \leq \delta_n \sqrt{n}\}$, and consider first the set $\{\|t\| \leq h\}$. Now, recall that $A_n \rightarrow 0$ as $n \rightarrow \infty$, so that over $\|t\| \leq h$ equation (15) implies

$$Q_n(\theta_n + t/\sqrt{n}) - Q_n(\theta_n) = -\frac{1}{2}t^\top \Delta t + o_p(1),$$

and it follows that the integral in (14) is $o_p(1)$ over $\|t\| \leq h$.

Over $\{h \leq \|t\| \leq \delta_n \sqrt{n}\}$,

$$\int_{h < \|t\| \leq \sqrt{n}\delta_n} \|t\| N\{t; 0, \Delta^{-1}\} dt$$

can be made arbitrarily small by taking h large enough and δ_n small enough, so that, applying (15), it suffices to show that for any $\varepsilon > 0$ there exists an h and δ_n such that, for some n large enough,

$$P_0^{(n)} \left[\int_{h < \|t\| \leq \sqrt{n}\delta_n} \|t\| \exp\{-t^\top (I - A_n) \Delta t/2\} dt < \varepsilon \right] \geq 1 - \varepsilon.$$

However, for h' large enough, and all $h > h'$, on the set $h < \|t\| \leq \delta_n \sqrt{n}$,

$$\|t\| \exp(-t^\top \Delta t/2) = O(1/h).$$

Therefore, for any $\varepsilon > 0$, there is an h large enough and a δ_n small enough such that

$$\int_{h < \|t\| \leq \sqrt{n}\delta_n} \|t\| \exp(-t^\top \Delta t/2) dt < \varepsilon.$$

Since $A_n \rightarrow 0$, we can conclude that for some n large enough, with $P_0^{(n)}$ -probability at least $1 - \varepsilon$,

$$\int_{M < \|t\| \leq \sqrt{n}\delta} \|t\| \exp\{-t^\top (I - A_n) \Delta t/2\} dt < \varepsilon.$$

Region \mathcal{T}_{2n} . Again, $\int_{\mathcal{T}_{2n}} \|t\| N\{t; 0, \Delta^{-1}\} dt$ can be made arbitrarily small by taking $\delta_n \sqrt{n}$ large enough, and it remains to show that $\int_{\mathcal{T}_{2n}} \|t\| \pi(t \mid \mathcal{Q}_n) = o_p(1)$.

Applying, in-turn, the expression for the exact posterior in (9), Assumptions 2, 3, and Lemma 2,

$$\begin{aligned} & \int_{\mathcal{T}_{2n}} \|t\| \pi(t \mid \mathcal{Q}_n) dt \leq \\ & C \int_{\mathcal{T}_{2n}} \|t\| M_n(\theta_n + t/n^{1/2}) \pi(\theta_n + t/\sqrt{n}) \exp\{Q_n(\theta_n + t/\sqrt{n}) - Q_n(\theta_n)\} dt, \end{aligned}$$

for some $C > 0$ with probability converging to one. Using the change of variables $t \mapsto \theta$, the integral on the right hand side of the inequality is bounded by

$$C \{1 + o_p(1)\} n^{(d_\theta+2)/2} \int_{\|\theta - \theta_\star\| > \delta} \|\theta - \theta_\star\| \pi(\theta) M_n(\theta) \exp\{Q_n(\theta) - Q_n(\theta_n)\} d\theta, \quad (16)$$

where the $o_p(1)$ term follows from the triangle inequality and consistency of θ_n for θ_\star (Lemma 1). For any $\delta > 0$, and $Q(\theta) = -m(\theta)^\top W(\theta)^{-1} m(\theta)/2$, under Assumptions 1 and 2,

$$\sup_{\|\theta - \theta_\star\| > \delta} n^{-1} \{Q_n(\theta) - Q_n(\theta_n)\} \leq \sup_{\|\theta - \theta_\star\| > \delta} \{Q(\theta) - Q(\theta_\star)\} + o_p(1).$$

From Assumption 2(iii), for any $\delta > 0$ there exists some $\epsilon > 0$ such that $\sup_{\|\theta - \theta_\star\| > \delta} \{Q(\theta) - Q(\theta_\star)\} \leq -\epsilon$. Therefore, for any $\delta > 0$,

$$\lim_{n \rightarrow \infty} P_0^{(n)} \left[\sup_{\|\theta - \theta_\star\| > \delta} \exp\{Q_n(\theta) - Q_n(\theta_n)\} \leq \exp(-\epsilon n) \right] = 1.$$

Use the definition $M_n(\theta) = |W_n(\theta)^{-1}|^{1/2}$, and the above to obtain

$$\begin{aligned} \int_{\mathcal{T}_{2n}} \|t\| \pi(t \mid \mathcal{Q}_n) dt & \leq C \{1 + o_p(1)\} n^{(d_\theta+2)/2} \int_{\|\theta - \theta_\star\| \geq \delta} M_n(\theta) \|\theta - \theta_\star\| \pi(\theta) \exp\{Q_n(\theta) - Q_n(\theta_\star)\} d\theta \\ & \leq C \exp(-\epsilon n) n^{(d_\theta+2)/2} \int_{\|\theta - \theta_\star\| \geq \delta} M_n(\theta) \|\theta - \theta_\star\| \pi(\theta) d\theta \\ & \leq C \{ \exp(-\epsilon n) n^{(d_\theta+2)/2} \} \\ & = o_p(1), \end{aligned}$$

where the second inequality follows from the moment hypothesis in Assumption 3. \square

Proof of Corollary 1. For $\vartheta = \sqrt{n}(\theta - \theta_n)$, consider the change of variables $\theta = \theta_n + \vartheta/\sqrt{n}$,

$$\bar{\theta} = \int_{\Theta} \theta \pi(\theta \mid \mathcal{Q}_n) d\theta = \int_{\mathcal{T}_n} (\theta_n + \vartheta/\sqrt{n}) \pi(\vartheta \mid \mathcal{Q}_n) d\vartheta$$

so that

$$\sqrt{n}(\bar{\theta} - \theta_n) = \int_{\mathcal{T}_n} \vartheta \pi(\vartheta \mid \mathcal{Q}_n) d\vartheta.$$

When θ_* is unique, standard show that $\theta_n := \theta_* - \Delta(\theta_*)^{-1} \mathcal{H}_*^\top W(\theta_*)^{-1} \bar{m}_n(\theta_*)$. Hence, for $Z_n = \Delta^{-1} \mathcal{H}_*^\top W(\theta_*)^{-1} \sqrt{n} \bar{m}_n(\theta_*)$, we have

$$\sqrt{n}(\bar{\theta} - \theta_n) = \sqrt{n}(\bar{\theta} - \theta_*) - Z_n = \int_{\mathcal{T}_n} \vartheta [\pi(\vartheta \mid \mathcal{Q}_n) - N\{\vartheta; 0, \Delta(\theta_*)^{-1}\}] d\vartheta + \int_{\mathcal{T}_n} \vartheta N\{\vartheta; 0, \Delta(\theta_*)^{-1}\} d\vartheta.$$

Since $\mathcal{T}_n \rightarrow \mathbb{R}^{d_\theta}$ as $n \rightarrow \infty$, $\int_{\mathcal{T}_n} \vartheta N\{\vartheta; 0, \Delta(\theta_*)^{-1}\} d\vartheta = o(1)$, and by Theorem 1,

$$\left\| \int_{\mathcal{T}_n} \vartheta \pi(\vartheta \mid \mathcal{Q}_n) d\vartheta \right\| \leq \int_{\mathcal{T}_n} \|\vartheta\| |\pi(\vartheta \mid \mathcal{Q}_n) - N\{\vartheta; 0, \Delta(\theta_*)^{-1}\}| d\vartheta + o(1) = o_p(1).$$

Therefore, we have that $\|\sqrt{n}(\bar{\theta} - \theta_*) - Z_n\| = o_p(1)$. By Assumption 1,

$$Z_n \Rightarrow N\{0, \Delta(\theta_*)^{-1} \mathcal{H}_* W(\theta_*)^{-1} \mathcal{I}_* W(\theta_*)^{-1} \mathcal{H}_* \Delta(\theta_*)^{-1}\}$$

and the stated result follows. \square

A.3 Conjugacy for Exponential Family Models in Natural Form

Suppose $Y_1, \dots, Y_n \stackrel{iid}{\sim} p_\theta(y) = \exp\{\eta(\theta)^\top S(y) - A(\theta)\} h(y)$, where $S : \mathcal{Y} \rightarrow \mathbb{R}^{d_\theta}$ is a vector of sufficient statistics, $h : \mathcal{Y} \rightarrow \mathbb{R}$ a reference measure or density on the sample space \mathcal{Y} , and $A : \Theta \rightarrow \mathbb{R}$ the log-partition function (see [Lehmann and Casella, 2006](#), Section 1.5 for further details). Then, the joint density $p_\theta^{(n)}(y)$ takes the form

$$p_\theta^{(n)}(y) = \exp \left\{ \eta(\theta)^\top \sum_{i=1}^n S(y_i) - nA(\theta) \right\} \prod_{i=1}^n h(y_i),$$

where $A(\theta) = \log \left[\int \exp \{ \eta(\theta)^\top S(x) \} h(x) d\mu(x) \right]$, and $\mu(x)$ is the Lebesgue measure.

Conducting inference on the natural parameter $\eta = \eta(\theta)$ is simplified by noting that if a conjugate prior is placed on η , then its Q-posterior has a closed-form expression.

In particular, the above model has average scores $\bar{m}_n(\eta) = \nabla_\eta A(\eta) - Q_n$, where $S_n = n^{-1} \sum_{i=1}^n S(y_i)$. Since $A(\eta)$ is non-random and the variance of $\bar{m}_n(\eta)$ can be estimated using the sample variance

$$W_n := \frac{1}{n} \sum_{i=1}^n \{S(y_i) - S_n\} \{S(y_i) - S_n\}^\top,$$

which does not depend on η . More generally, any consistent estimator of $\text{Cov}\{S(y_i)\}$ can be used. One can then consider inference on η using $\pi(\eta \mid \mathcal{Q}_n) \propto \exp\{-nQ_n(\eta)\}\pi(\eta)$, where $Q_n(\eta) = \frac{1}{2} \{\nabla_\eta A(\eta) - S_n\}^\top W_n^{-1} \{\nabla_\eta A(\eta) - S_n\}$.

Define the mean parameter μ by the function $\mu = g(\eta) = \nabla_\eta A(\eta)$. In regular models the function $g(\eta)$ exists and is invertible for all η . The parameter $\mu = \mu(\eta)$ is referred to as the mean parameterization of the model and satisfies $\mu = \mathbb{E}_{Y \sim P_\theta^{(n)}}[Q_n]$. The form of the Q-posterior for η then follows by finding the Q-posterior for μ , and invoking a change of variables.

Lemma 4. *Suppose that $\mathcal{Y} = \mathbb{R}^d$. If the (transformed) prior beliefs for the mean parameter $\mu = g(\eta)$ is $\pi(\mu) \propto \exp\{-\frac{1}{2}(\mu - \mu_0)^\top W_0^{-1}(\mu - \mu_0)\}$, then the Q-posterior for η is $\pi(\eta \mid \mathcal{Q}_n) = N\{b_n; g(\eta), \Sigma_n^{-1}\} |\nabla_\eta^2 A(\eta)|$, where*

$$\begin{aligned} \Sigma_n^{-1} &= n^{-1} W_0 [n^{-1} W_n + W_0]^{-1} W_n, \\ b_n &= W_0 [n^{-1} W_n + W_0]^{-1} S_n + W_0 [n^{-1} W_n + W_0]^{-1} \frac{\mu_0}{n}. \end{aligned}$$

Lemma 4 demonstrates that the Q-posterior for the natural parameters η is Gaussian if the prior for μ is Gaussian. Interestingly, calculating $|\nabla_\eta^2 A(\eta)|$ can be avoided by first sampling $\tilde{\mu} \sim N\{\mu; b_n, \Sigma_n^{-1}\}$, and then (numerically) inverting the equation $\tilde{\mu} = g(\eta)$ to obtain the draw $\tilde{\eta}$. The latter is feasible when $g(\eta) = \nabla_\eta A(\eta)$ can be reliably calculated.

Proof of Lemma 4. The Q-posterior under the mean parameterization $\mu = g(\eta) = \nabla_\eta A(\eta)$, with prior $\pi(\mu) \propto \exp\{-\frac{1}{2}(\mu - \mu_0)^\top W_0^{-1}(\mu - \mu_0)\}$, where μ_0 and W_0 are known hyper-

parameters. Define $\bar{S}_n = n^{-1}Q_n$, and note

$$n^{-1}m_n(\eta) = g(\eta) - \bar{S}_n = \mu - \bar{S}_n = n^{-1}m_n(\mu).$$

Hence, writing $\bar{S}_n = n^{-1}Q_n$, the Q-posterior for μ is

$$\pi(\mu \mid \mathcal{Q}_n) \propto \exp \left\{ -\frac{n}{2} (\mu - \bar{S}_n)^\top W_n^{-1} (\mu - \bar{S}_n) \right\} \exp \left\{ -\frac{1}{2} (\mu - \mu_0)^\top W_0^{-1} (\mu - \mu_0) \right\}.$$

We now show that $\pi(\mu \mid \mathcal{Q}_n) = N\{\mu; b_n, \Sigma_n^{-1}\}$. With some algebra,

$$\begin{aligned} & \exp \left\{ -\frac{1}{2} \mu^\top [(W_n/n)^{-1} + W_0^{-1}] \mu - \mu^\top [(W_n/n)^{-1} \bar{S}_n + \mu_0] \right\} \\ &= \exp \left\{ -\frac{1}{2} \mu^\top [(W_n/n)^{-1} + W_0^{-1}] \mu - \mu^\top [(W_n/n)^{-1} + W_0^{-1}] [(W_n/n)^{-1} + W_0^{-1}]^{-1} [(W_n/n)^{-1} \bar{S}_n + \mu_0] \right\} \\ &\propto \exp \left\{ -\frac{1}{2} (\mu - \Sigma_n^{-1} [(W_n/n)^{-1} \bar{S}_n + \mu_0])^\top \Sigma_n (\mu - \Sigma_n^{-1} [(W_n/n)^{-1} \bar{S}_n + \mu_0]) \right\} \\ &= \exp \left\{ -\frac{1}{2} (\mu - b_n)^\top \Sigma_n (\mu - b_n) \right\} \end{aligned}$$

so that

$$\Sigma_n^{-1} = [(W_n/n)^{-1} + W_0^{-1}]^{-1} = W_0 [n^{-1}W_n + W_0]^{-1} W_n \frac{1}{n},$$

where the second equality follows from the Woodbury identity, and

$$\begin{aligned} b_n &= \Sigma_n^{-1} [(W_n/n)^{-1} \bar{S}_n + \mu_0] \\ &= W_0 [n^{-1}W_n + W_0]^{-1} \bar{S}_n + W_0 [n^{-1}W_n + W_0]^{-1} W_n \frac{\mu_0}{n}. \end{aligned}$$

Hence, $\pi(\mu \mid \mathcal{Q}_n) = N\{\mu; b_n, \Sigma_n^{-1}\}$. For a regular exponential family, the parameter change from $\mu \mapsto \eta = g^{-1}(\mu)$ exists if the model is identifiable (in η). A change of variables $\mu \mapsto \eta$ then implies

$$\pi(\eta \mid \mathcal{Q}_n) = \pi\{g(\eta) \mid \mathcal{Q}_n\} |\nabla_\eta g(\eta)| = N\{g(\eta); b_n, \Sigma_n^{-1}\} |\nabla_\eta^2 A(\eta)|,$$

where the second equality follows since $g(\eta) = \nabla_\eta A(\eta)$. □