

# Generalized Graph Prompt: Toward a Unification of Pre-Training and Downstream Tasks on Graphs

XINGTONG YU\*, University of Science and Technology of China, China

ZHENGHAO LIU, University of Science and Technology of China, China

YUAN FANG†, Singapore Management University, Singapore

ZEMIN LIU, National University of Singapore, Singapore

SIHONG CHEN, Tencent AI, China

XINMING ZHANG†, University of Science and Technology of China, China

Graphs can model complex relationships between objects, enabling a myriad of Web applications such as online page/article classification and social recommendation. While graph neural networks (GNNs) have emerged as a powerful tool for graph representation learning, in an end-to-end supervised setting, their performance heavily relies on a large amount of task-specific supervision. To reduce labeling requirement, the “pre-train, fine-tune” and “pre-train, prompt” paradigms have become increasingly common. In particular, prompting is a popular alternative to fine-tuning in natural language processing, which is designed to narrow the gap between pre-training and downstream objectives in a task-specific manner. However, existing study of prompting on graphs is still limited, lacking a universal treatment to appeal to different downstream tasks. In this paper, we propose GRAPHPROMPT, a novel pre-training and prompting framework on graphs. GRAPHPROMPT not only unifies pre-training and downstream tasks into a common task template, but also employs a learnable prompt to assist a downstream task in locating the most relevant knowledge from the pre-trained model in a task-specific manner. In particular, GRAPHPROMPT adopts simple yet effective designs in both pre-training and prompt tuning: During pre-training, a link prediction-based task is used to materialize the task template; during prompt tuning, a learnable prompt vector is applied to the READOUT layer of the graph encoder. To further enhance GRAPHPROMPT in these two stages, we extend it into GRAPHPROMPT+ with two major enhancements. First, we generalize a few popular graph pre-training tasks beyond simple link prediction to broaden the compatibility with our task template. Second, we propose a more generalized prompt design that incorporates a series of prompt vectors within every layer of the pre-trained graph encoder, in order to capitalize on the hierarchical information across different layers beyond just the readout layer. Finally, we conduct extensive experiments on five public datasets to evaluate and analyze GRAPHPROMPT and GRAPHPROMPT+<sup>1</sup>.

CCS Concepts: • **Computing methodologies** → **Learning latent representations**; • **Information systems** → **Data mining**.

Additional Key Words and Phrases: Graph neural networks, pre-training, prompting, few-shot learning.

---

<sup>1</sup>Data/code are available at [https://github.com/gmcmt/graph\\_prompt\\_extension](https://github.com/gmcmt/graph_prompt_extension) for review.

---

\*Work was done as a visiting student at Singapore Management University.

†Corresponding authors.

---

Permission to make digital or hard copies of all or part of this work for personal or classroom use is granted without fee provided that copies are not made or distributed for profit or commercial advantage and that copies bear this notice and the full citation on the first page. Copyrights for components of this work owned by others than the author(s) must be honored. Abstracting with credit is permitted. To copy otherwise, or republish, to post on servers or to redistribute to lists, requires prior specific permission and/or a fee. Request permissions from [permissions@acm.org](mailto:permissions@acm.org).

© 2018 Copyright held by the owner/author(s). Publication rights licensed to ACM.

Manuscript submitted to ACM

**ACM Reference Format:**

Xingtong Yu\*, Zhenghao Liu, Yuan Fang†, Zemin Liu, Sihong Chen, and Xinming Zhang†. 2018. Generalized Graph Prompt: Toward a Unification of Pre-Training and Downstream Tasks on Graphs. In . ACM, New York, NY, USA, 29 pages. <https://doi.org/XXXXXXX.XXXXXXX>

## 1 INTRODUCTION

The ubiquitous Web is becoming the ultimate data repository, capable of linking a broad spectrum of objects to form gigantic and complex graphs. The prevalence of graph data enables a series of downstream tasks for Web applications [21, 33], ranging from online page/article classification [72] to friend recommendation in social networks [31, 85]. Modern approaches for graph analysis generally resort to graph representation learning including graph embedding and graph neural networks (GNNs). Earlier graph embedding approaches [13, 45, 56] usually embed nodes on the graph into a low-dimensional space, in which the structural information such as the proximity between nodes can be captured [5]. More recently, GNNs [14, 27, 58, 60, 70] have emerged as the state of the art for graph representation learning. Their key idea boils down to a message-passing framework, in which each node derives its representation by receiving and aggregating messages from its neighboring nodes recursively [66].

**Graph pre-training.** Typically, GNNs work in an end-to-end manner, and their performance depends heavily on the availability of large-scale, task-specific labeled data as supervision. This supervised paradigm presents two problems. First, task-specific supervision is often difficult or costly to obtain. Second, to deal with a new task, the weights of GNN models need to be retrained from scratch, even if the task is on the same graph. To address these issues, pre-training GNNs [17, 18, 41, 46, 63] has become increasingly popular, inspired by pre-training techniques in language and vision applications [1, 8]. The pre-training of GNNs leverages self-supervised learning on more readily available label-free graphs (*i.e.*, graphs without task-specific labels), and learns intrinsic graph properties that intend to be general across tasks and graphs in a domain. In other words, the pre-training extracts a task-agnostic prior, and can be used to initialize model weights for a new task. Subsequently, the initial weights can be quickly updated through a lightweight fine-tuning step on a smaller number of task-specific labels.

However, the “pre-train, fine-tune” paradigm suffers from the problem of inconsistent objectives between pre-training and downstream tasks, resulting in suboptimal performance [32]. On one hand, the pre-training step aims to preserve various intrinsic graph properties such as node/edge features [17, 18], node connectivity/links [14, 18, 41], and local/global patterns [17, 41, 46]. On the other hand, the fine-tuning step aims to reduce the task loss, *i.e.*, to fit the ground truth of the downstream task. The discrepancy between the two steps can be quite large. For example, pre-training may focus on learning the connectivity pattern between two nodes (*i.e.*, related to link prediction), whereas fine-tuning could be dealing with a node or graph property (*i.e.*, node classification or graph classification task).

**Prior work.** To narrow the gap between pre-training and downstream tasks, prompting [4] has first been proposed for language models, which is a natural language instruction designed for a specific downstream task to “prompt out” the semantic relevance between the task and the language model. Meanwhile, the parameters of the pre-trained language model are frozen without any fine-tuning, as the prompt can “pull” the task toward the pre-trained model. Thus, prompting is also more efficient than fine-tuning, especially when the pre-trained model is huge. Recently, prompting has also been introduced to graph pre-training in the GPPT approach [52]. While the pioneering work has proposed a sophisticated design of pre-training and prompting, it can only be employed for the node classification task, lacking a universal treatment that appeals to different downstream tasks such as both node classification and graph classification.

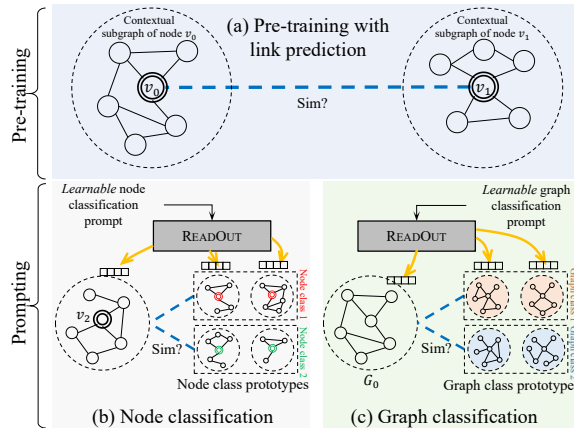


Fig. 1. Illustration of the motivation. (a) Pre-training on graphs. (b/c) Downstream node/graph classification.

**Research problem and challenges.** To address the divergence between graph pre-training and various downstream tasks, in this paper we investigate the design of pre-training and prompting for graph neural networks. In particular, we aim for a unified design that can suit different downstream tasks flexibly. This problem is non-trivial due to the following two challenges.

Firstly, to enable effective knowledge transfer from the pre-training to a downstream task, it is desirable that the pre-training step preserves graph properties that are compatible with the given task. However, since different downstream tasks often have different objectives, *how do we unify pre-training with various downstream tasks on graphs*, so that a single pre-trained model can universally support different tasks? That is, we try to convert the pre-training task and downstream tasks to follow the same “template”. Using pre-trained language models as an analogy, both their pre-training and downstream tasks can be formulated as masked language modeling.

Secondly, under the unification framework, it is still important to identify the distinction between different downstream tasks, in order to attain task-specific optima. For pre-trained language models, prompts in the form of natural language tokens or learnable word vectors have been designed to give different hints to different tasks, but it is less apparent what form prompts on graphs should take. Hence, *how do we design prompts on graphs*, so that they can guide different downstream tasks to effectively make use of the pre-trained model?

**Present work: GRAPH PROMPT.** To address these challenges, we propose a novel graph pre-training and prompting framework, called GRAPH PROMPT, aiming to unify the pre-training and downstream tasks for GNNs. Drawing inspiration from the prompting strategy for pre-trained language models, GRAPH PROMPT capitalizes on a unified template to define the objectives for both pre-training and downstream tasks, thus bridging their gap. We further equip GRAPH PROMPT with task-specific learnable prompts, which guides the downstream task to exploit relevant knowledge from the pre-trained GNN model. The unified approach endows GRAPH PROMPT with the ability of working on limited supervision such as few-shot learning tasks.

More specifically, to address the first challenge of unification, we focus on graph topology, which is a key enabler of graph models. In particular, subgraph is a universal structure that can be leveraged for both node- and graph-level tasks. At the node level, the information of a node can be enriched and represented by its contextual subgraph, *i.e.*, a subgraph where the node resides in [20, 82]; at the graph level, the information of a graph is naturally represented by

the maximum subgraph (*i.e.*, the graph itself). Consequently, we unify both the node- and graph-level tasks, whether in pre-training or downstream, into the same template: the similarity calculation of (sub)graph<sup>2</sup> representations. In this work, we adopt link prediction as the self-supervised pre-training task, given that links are readily available in any graph without additional annotation cost. Meanwhile, we focus on the popular node classification and graph classification as downstream tasks, which are node- and graph-level tasks, respectively. All these tasks can be cast as instances of learning subgraph similarity. On one hand, the link prediction task in pre-training boils down to the similarity between the contextual subgraphs of two nodes, as shown in Fig. 1(a). On the other hand, the downstream node or graph classification task boils down to the similarity between the target instance (a node’s contextual subgraph or the whole graph, resp.) and the class prototypical subgraphs constructed from labeled data, as illustrated in Figs. 1(b) and (c). The unified template bridges the gap between the pre-training and different downstream tasks.

Toward the second challenge, we distinguish different downstream tasks by way of the READOUT operation on subgraphs. The READOUT operation is essentially an aggregation function to fuse node representations in the subgraph into a single subgraph representation. For instance, sum pooling, which sums the representations of all nodes in the subgraph, is a practical and popular scheme for READOUT. However, different downstream tasks can benefit from different aggregation schemes for their READOUT. In particular, node classification tends to focus on features that can contribute to the representation of the target node, while graph classification tends to focus on features associated with the graph class. Motivated by such differences, we propose a novel task-specific learnable prompt to guide the READOUT operation of each downstream task with an appropriate aggregation scheme. As shown in Fig. 1, the learnable prompt serves as the parameters of the READOUT operation of downstream tasks, and thus enables different aggregation functions on the subgraphs of different tasks. Hence, GRAPH PROMPT not only unifies the pre-training and downstream tasks into the same template based on subgraph similarity, but also recognizes the differences between various downstream tasks to guide task-specific objectives.

**Extension to GRAPH PROMPT+.** Although GRAPH PROMPT bridges the gap between pre-training and downstream tasks, we further propose a more generalized extension called GRAPH PROMPT+ to enhance the versatility of the unification framework. Recall that in GRAPH PROMPT, during the pre-training stage, a simple link prediction-based task is employed that naturally fits the subgraph similarity-based task template. Concurrently, in the prompt-tuning stage, the model integrates a learnable prompt vector only in the READOUT layer of the pre-trained graph model. While these simple designs are effective, we take the opportunity to further examine them and raise two significant research questions.

Firstly, toward a universal “pre-train, prompt” paradigm, it is essential to extend beyond a basic link prediction task in pre-training. While our proposed template can unify link prediction with typical downstream tasks on graph, researchers have proposed many other more advanced pre-training tasks on graphs, such as DGI [59] and GraphCL [77], which are able to capture more complex patterns from the pre-training graphs. Thus, to improve the compatibility of our framework with alternative pre-training tasks, a natural question arises: *How can we unify a broader array of pre-training tasks within our framework?* In addressing this research question, we show that how a standard contrastive learning-based pre-training task on graphs can be generalized to fit our proposed task template, using a *generalized pre-training loss*. The generalization anchors on the core idea of subgraph similarity within our task template, while preserves the established sampling strategies of the original pre-training task. Hence, the uniqueness of each pre-training task is still retained while ensuring compatibility with our task template. We further give generalized variants of popular graph pre-training tasks including DGI [59], InfoGraph [51], GraphCL [77], GCC [46].

<sup>2</sup>As a graph is a subgraph of itself, we may simply use subgraph to refer to a graph too.

Secondly, graph encoders, such as GNNs [14, 27, 58, 70] and graph transformers [74], typically employ a hierarchical architecture in which each layer learns distinct knowledge in a certain aspect or at some resolution. For instance, the initial layers primarily processes raw node features, thereby focusing on the intrinsic properties of individual nodes. However, as the number of layers in the graph encoder increases, the receptive field has been progressively enlarged to process more extensive neighborhood data, thereby shifting the focus toward subgraph or graph-level knowledge. Not surprisingly, different downstream tasks may prioritize the knowledge encoded at different layers of the graph encoder. Consequently, it is important to generalize our prompt design to leverage the layer-wise hierarchical knowledge from the pre-trained encoder, beyond just the READOUT layer in GRAPH PROMPT. Thus, a second research question becomes apparent: *How do we design prompts that can adapt diverse downstream tasks to the hierarchical knowledge within multiple layers of the pre-trained graph encoder?* To solve this question, we extend GRAPH PROMPT with a generalized prompt design. More specifically, instead of a single prompt vector applied to the READOUT layer, we propose *layer-wise prompts*, a series of learnable prompts that are integrated into each layer of the graph encoder in parallel. The series of prompts modifies all layers of the graph encoder (including the input and hidden layers), so that each prompt vector is able to locate the layer-specific knowledge most relevant to a downstream task, such as node-level characteristics, and local or global structural patterns.

**Contributions.** To summarize, our contributions are fourfold. (1) We recognize the gap between graph pre-training and downstream tasks, and propose a unification framework GRAPH PROMPT and its extension GRAPH PROMPT+ based on subgraph similarity for both pre-training and downstream tasks, including both node and graph classification tasks. (2) We propose a novel prompting strategy for GRAPH PROMPT, hinging on a learnable prompt to actively guide downstream tasks using task-specific aggregation in the READOUT layer, in order to drive the downstream tasks to exploit the pre-trained model in a task-specific manner. (3) We extend GRAPH PROMPT to GRAPH PROMPT+, which further unifies existing popular graph pre-training tasks for compatibility with our task template, and generalizes the prompt design to capture the hierarchical knowledge within each layer of the pre-trained graph encoder. (4) We conduct extensive experiments on five public datasets, and the results demonstrate the superior performance of GRAPH PROMPT and GRAPH PROMPT+ in comparison to the state-of-the-art approaches.

A preliminary version of this manuscript has been published as a conference paper in The ACM Web Conference 2023 [38]. We highlight the major changes as follows. (1) Introduction: We reorganized Section 1 to highlight the motivation, challenges, and insights for the extension from GRAPH PROMPT to GRAPH PROMPT+. (2) Methodology: We proposed the extension GRAPH PROMPT+ to allow more general pre-training tasks and prompt tuning in Section 5. The proposed GRAPH PROMPT+ not only broadens the scope of our task template to accommodate any standard contrastive pre-training task on graphs, but also enhances the extraction of hierarchical knowledge from the pre-trained graph encoder with layer-wise prompts. (3) Experiments: We conducted additional experiments to evaluate the extended framework GRAPH PROMPT+ in Section 7, which demonstrate significant improvements over GRAPH PROMPT in two aspects. First, we explored the influence of layer-wise prompts, which can lift the downstream node classification performance by 0.97%~3.34%, and downstream graph classification by 5.11%~44.20%. We further experimented with alternative contrastive pre-training methodologies based on our generalized loss formulation, and results suggest the compatibility of our framework with mainstream contrastive approaches on graphs.

## 2 RELATED WORK

**Graph representation learning.** The rise of graph representation learning, including earlier graph embedding [13, 45, 56] and recent GNNs [14, 27, 58, 70], opens up great opportunities for various downstream tasks at node and graph levels. Note that learning graph-level representations requires an additional READOUT operation which summarizes the global information of a graph by aggregating node representations through a flat [9, 12, 70, 83] or hierarchical [11, 28, 42, 75] pooling algorithm. We refer the readers to two comprehensive surveys [5, 66] for more details.

**Graph pre-training and prompt-based learning.** Inspired by the application of pre-training models in language [2, 8] and vision [1, 40] domains, graph pre-training [68] emerges as a powerful paradigm that leverages self-supervision on label-free graphs to learn intrinsic graph properties. While the pre-training learns a task-agnostic prior, a relatively light-weight fine-tuning step is further employed to update the pre-trained weights to fit a given downstream task. Different pre-training approaches design different self-supervised tasks based on various graph properties such as node features [17, 18], links [14, 18, 26, 41], local or global patterns [17, 41, 46], local-global consistency [15, 44, 51, 59], and their combinations [54, 76, 77].

However, the above approaches do not consider the gap between pre-training and downstream objectives, which limits their generalization ability to handle different tasks. Some recent studies recognize the importance of narrowing this gap. L2P-GNN [41] capitalizes on meta-learning [10] to simulate the fine-tuning step during pre-training. However, since the downstream tasks can still differ from the simulation task, the problem is not fundamentally addressed. In other fields, as an alternative to fine-tuning, researchers turn to prompting [4], in which a task-specific prompt is used to cue the downstream tasks. Prompts can be either handcrafted [4] or learnable [29, 34]. On graph data, the study of prompting is still limited. One recent work called GPPT [52] capitalizes on a sophisticated design of learnable prompts on graphs, but it only works with node classification, lacking a unification effort to accommodate other downstream tasks like graph classification. VNT [55] utilizes a pre-trained graph transformer as graph encoder and introduces virtual nodes as soft prompts within the embedding space. However, same as GPPT, its application is only focused on the node classification task. On the other hand, ProG [53] and SGL-PT [87] both utilize a specific pre-training method for prompt-based learning on graphs across multiple downstream tasks. Despite this, they neither explore the unification of different pre-training tasks, nor exploit the hierarchical knowledge inherent in graph encoder. Besides, there is a model also named as GraphPrompt [81], but it considers an NLP task (biomedical entity normalization) on text data, where graph is only auxiliary. It employs the standard text prompt unified by masked language modeling, assisted by a relational graph to generate text templates, which is distinct from our work. Graph prompt has also been applied in recommendation systems. PGPre [73] implements a novel approach in the realm of cross-domain recommendation by leveraging graph prompts analogous to text prompts. The key idea is to guide the recommendation process through personalized prompts for each user. These prompts are meticulously crafted based on the items relevant to the user, referred to as “neighbouring items”. For a given item, its neighbouring items encompass those in the target domain sharing identical attributes.

**Comparison to other settings.** Our few-shot setting is different from other paradigms that also deal with label scarcity, including semi-supervised learning [27] and meta-learning [10]. In particular, semi-supervised learning cannot cope with novel classes not seen in training, while meta-learning requires a large volume of labeled data in their base classes for a meta-training phase, before they can handle few-shot tasks in testing.

### 3 PRELIMINARIES

In this section, we give the problem definition and introduce the background of GNNs.

#### 3.1 Problem Definition

**Graph.** A graph can be defined as  $G = (V, E)$ , where  $V$  is the set of nodes and  $E$  is the set of edges. Equivalently, the graph can be represented by an adjacency matrix  $\mathbf{A}$ , such as  $\mathbf{A}_{ij} = 1$  iff  $(v_i, v_j) \in E$ , for any  $v_i, v_j \in V$ . We also assume an input feature matrix of the nodes,  $\mathbf{X} \in \mathbb{R}^{|V| \times d}$ , is available. Let  $\mathbf{x}_i \in \mathbb{R}^d$  denote the feature vector of node  $v_i \in V$ . In addition, we denote a set of graphs as  $\mathcal{G} = \{G_1, G_2, \dots, G_N\}$ .

**Problem.** In this paper, we investigate the problem of graph pre-training and prompting. For the downstream tasks, we consider the popular node classification and graph classification tasks. For node classification on a graph  $G = (V, E)$ , let  $C$  be the set of node classes with  $\ell_i \in C$  denoting the class label of node  $v_i \in V$ . For graph classification on a set of graphs  $\mathcal{G}$ , let  $C$  be the set of graph labels with  $L_i \in C$  denoting the class label of graph  $G_i \in \mathcal{G}$ .

In particular, the downstream tasks are given limited supervision in a few-shot setting: for each class in the two tasks, only  $k$  labeled samples (*i.e.*, nodes or graphs) are provided, known as  $k$ -shot classification.

#### 3.2 Graph Neural Networks

The success of GNNs boils down to the message-passing mechanism [66], in which each node receives and aggregates messages (*i.e.*, features or embeddings) from its neighboring nodes to generate its own representation. This operation of neighborhood aggregation can be stacked in multiple layers to enable recursive message passing. Formally, in the  $l$ -th GNN layer, the embedding of node  $v$ , denoted by  $\mathbf{h}_v^l$ , is calculated based on the embeddings in the previous layer, as follows.

$$\mathbf{h}_v^l = \text{AGGR}(\mathbf{h}_v^{l-1}, \{\mathbf{h}_u^{l-1} : u \in \mathcal{N}_v\}; \theta^l), \quad (1)$$

where  $\mathcal{N}_v$  is the set of neighboring nodes of  $v$ ,  $\theta^l$  is the learnable GNN parameters in layer  $l$ .  $\text{AGGR}(\cdot)$  is the neighborhood aggregation function and can take various forms, ranging from the simple mean pooling [14, 27] to advanced neural networks such as neural attention [58] or multi-layer perceptrons [70]. Note that in the first layer, the input node embedding  $\mathbf{h}_v^0$  can be initialized as the node features in  $\mathbf{X}$ . The total learnable GNN parameters can be denoted as  $\Theta = \{\theta^1, \theta^2, \dots\}$ . For brevity, we simply denote the output node representations of the last layer as  $\mathbf{h}_v$ .

For brevity of notation, GNNs can also be described in a alternative, matrix-based format. Consider the embedding matrix at the  $l$ -th layer, denoted as  $\mathbf{H}^l$ , in which each row,  $\mathbf{h}_i^l$ , denotes the embedding vector of node  $v_i$ . The embedding matrix at the  $l$ -th layer is calculated based on the embedding matrix from the previous, *i.e.*,  $(l-1)$ -th, layer:

$$\mathbf{H}^l = \text{AGGR}(\mathbf{H}^{l-1}, \mathbf{A}; \theta^l). \quad (2)$$

The initial embedding matrix  $\mathbf{H}^0$  is set to be the same as the input feature matrix, *i.e.*,  $\mathbf{H}^0 = \mathbf{X}$ . After encoding through all the GNN layers, we simply denote the output embedding matrix as  $\mathbf{H}$ . For easy of reference, we further abstract the multi-layer encoding process as follows.

$$\mathbf{H} = \text{GRAPHENCODER}(\mathbf{X}, \mathbf{A}; \Theta). \quad (3)$$

Note that, while we only review message-passing GNNs here, graph transformers [19, 74, 79] has emerged as an alternative graph encoder in recent times. However, the specific architecture of the graph encoder is irrelevant to our

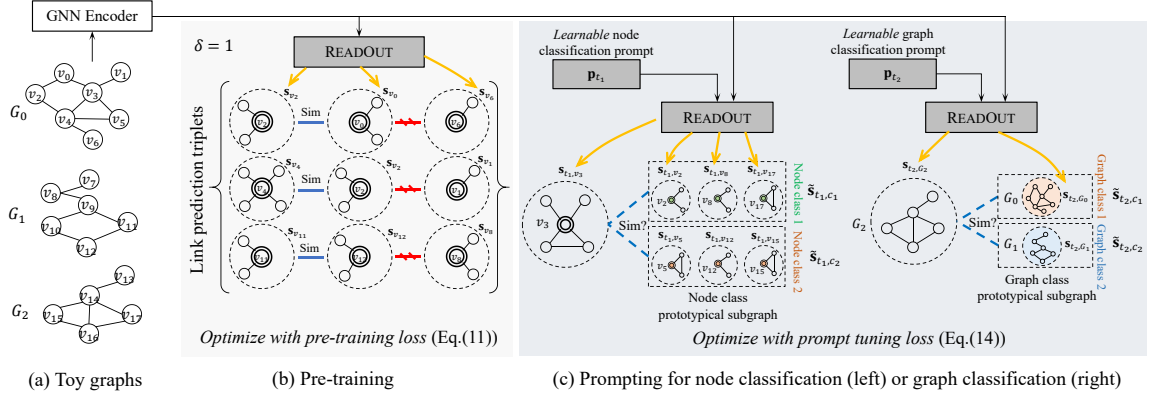


Fig. 2. Overall framework of GRAPHPROMPT.

unification framework, which is designed to accommodate any graph encoder in general. In our experiments, we only adopt message-passing GNNs as our graph encoder, and graph transformers are beyond the scope of our discussion.

#### 4 PROPOSED APPROACH: GRAPHPROMPT

In this section, we present our proposed approach GRAPHPROMPT.

##### 4.1 Unification Framework

We first introduce the overall framework of GRAPHPROMPT in Fig. 2. Our framework is deployed on a set of label-free graphs shown in Fig. 2(a), for pre-training in Fig. 2(b). The pre-training adopts a link prediction task, which is self-supervised without requiring extra annotation. Afterward, in Fig. 2(c), we capitalize on a learnable prompt to guide each downstream task, namely, node classification or graph classification, for task-specific exploitation of the pre-trained model. In the following, we explain how the framework supports a unified view of pre-training and downstream tasks.

**Instances as subgraphs.** The key to the unification of pre-training and downstream tasks lies in finding a common template for the tasks. The task-specific prompt can then be further fused with the template of each downstream task, to distinguish the varying characteristics of different tasks.

In comparison to other fields such as visual and language processing, graph learning is uniquely characterized by the exploitation of graph topology. In particular, subgraph is a universal structure capable of expressing both node- and graph-level instances. On one hand, at the node level, every node resides in a local neighborhood, which in turn contextualizes the node [35, 37, 39]. The local neighborhood of a node  $v$  on a graph  $G = (V, E)$  is usually defined by a contextual subgraph  $S_v = (V(S_v), E(S_v))$ , where its set of nodes and edges are respectively given by

$$V(S_v) = \{d(u, v) \leq \delta \mid u \in V\}, \text{ and} \quad (4)$$

$$E(S_v) = \{(u, u') \in E \mid u \in V(S_v), u' \in V(S_v)\}, \quad (5)$$

where  $d(u, v)$  gives the shortest distance between nodes  $u$  and  $v$  on the graph  $G$ , and  $\delta$  is a predetermined threshold. That is,  $S_v$  consists of nodes within  $\delta$  hops from the node  $v$ , and the edges between those nodes. Thus, the contextual subgraph  $S_v$  embodies not only the self-information of the node  $v$ , but also rich contextual information to complement the self-information [20, 82]. On the other hand, at the graph level, the maximum subgraph of a graph  $G$ , denoted  $S_G$ , is



the graph itself, *i.e.*,  $S_G = G$ . The maximum subgraph  $S_G$  spontaneously embodies all information of  $G$ . In summary, subgraphs can be used to represent both node- and graph-level instances: Given an instance  $x$  which can either be a node or a graph (*e.g.*,  $x = v$  or  $x = G$ ), the subgraph  $S_x$  offers a unified access to the information associated with  $x$ .

**Unified task template.** Based on the above subgraph definitions for both node- and graph-level instances, we are ready to unify different tasks to follow a common template. Specifically, the link prediction task in pre-training and the downstream node and graph classification tasks can all be redefined as *subgraph similarity learning*. Let  $\mathbf{s}_x$  be the vector representation of the subgraph  $S_x$ , and  $\text{sim}(\cdot, \cdot)$  be the cosine similarity function. As illustrated in Figs. 2(b) and (c), the three tasks can be mapped to the computation of subgraph similarity, which is formalized below.

- **Link prediction:** This is a node-level task. Given a graph  $G = (V, E)$  and a triplet of nodes  $(v, a, b)$  such that  $(v, a) \in E$  and  $(v, b) \notin E$ , we shall have

$$\text{sim}(\mathbf{s}_v, \mathbf{s}_a) > \text{sim}(\mathbf{s}_v, \mathbf{s}_b). \quad (6)$$

Intuitively, the contextual subgraph of  $v$  shall be more similar to that of a node linked to  $v$  than that of another unlinked node.

- **Node classification:** This is also a node-level task. Consider a graph  $G = (V, E)$  with a set of node classes  $C$ , and a set of labeled nodes  $D = \{(v_1, \ell_1), (v_2, \ell_2), \dots\}$  where  $v_i \in V$  and  $\ell_i$  is the corresponding label of  $v_i$ . As we adopt a  $k$ -shot setting, there are exactly  $k$  pairs of  $(v_i, \ell_i = c) \in D$  for every class  $c \in C$ . For each class  $c \in C$ , further define a *node class prototypical subgraph* represented by a vector  $\tilde{\mathbf{s}}_c$ , given by

$$\tilde{\mathbf{s}}_c = \frac{1}{k} \sum_{(v_i, \ell_i) \in D, \ell_i = c} \mathbf{s}_{v_i}. \quad (7)$$

Note that the class prototypical subgraph is a “virtual” subgraph with a latent representation in the same embedding space as the node contextual subgraphs. Basically, it is constructed as the mean representation of the contextual subgraphs of labeled nodes in a given class. Then, given a node  $v_j$  not in the labeled set  $D$ , its class label  $\ell_j$  shall be

$$\ell_j = \arg \max_{c \in C} \text{sim}(\mathbf{s}_{v_j}, \tilde{\mathbf{s}}_c). \quad (8)$$

Intuitively, a node shall belong to the class whose prototypical subgraph is the most similar to the node’s contextual subgraph.

- **Graph classification:** This is a graph-level task. Consider a set of graphs  $\mathcal{G}$  with a set of graph classes  $C$ , and a set of labeled graphs  $\mathcal{D} = \{(G_1, L_1), (G_2, L_2), \dots\}$  where  $G_i \in \mathcal{G}$  and  $L_i$  is the corresponding label of  $G_i$ . In the  $k$ -shot setting, there are exactly  $k$  pairs of  $(G_i, L_i = c) \in \mathcal{D}$  for every class  $c \in C$ . Similar to node classification, for each class  $c \in C$ , we define a *graph class prototypical subgraph*, also represented by the mean embedding vector of the (sub)graphs in  $c$ :

$$\tilde{\mathbf{s}}_c = \frac{1}{k} \sum_{(G_i, L_i) \in \mathcal{D}, L_i = c} \mathbf{s}_{G_i}. \quad (9)$$

Then, given a graph  $G_j$  not in the labeled set  $\mathcal{D}$ , its class label  $L_j$  shall be

$$L_j = \arg \max_{c \in C} \text{sim}(\mathbf{s}_{G_j}, \tilde{\mathbf{s}}_c). \quad (10)$$

Intuitively, a graph shall belong to the class whose prototypical subgraph is the most similar to itself.  $\square$

It is worth noting that node and graph classification can be further condensed into a single set of notations. Let  $(x, y)$  be an annotated instance of graph data, *i.e.*,  $x$  is either a node or a graph, and  $y \in Y$  is the class label of  $x$  among the set of classes  $Y$ . Then,

$$y = \arg \max_{c \in Y} \text{sim}(\mathbf{s}_x, \tilde{\mathbf{s}}_c). \quad (11)$$

Finally, to materialize the common task template, we discuss how to learn the subgraph embedding vector  $\mathbf{s}_x$  for the subgraph  $S_x$ . Given node representations  $\mathbf{h}_v$  generated by a GNN (see Sect. 3.2), a standard approach of computing  $\mathbf{s}_x$  is to employ a READOUT operation that aggregates the representations of nodes in the subgraph  $S_x$ . That is,

$$\mathbf{s}_x = \text{READOUT}(\{\mathbf{h}_v : v \in V(S_x)\}). \quad (12)$$

The choice of the aggregation scheme for READOUT is flexible, including sum pooling and more advanced techniques [70, 75]. In our implementation, we simply use sum pooling.

In summary, the unification framework is enabled by the common task template of subgraph similarity learning, which lays the foundation of our pre-training and prompting strategies as we will introduce in the following parts.

## 4.2 Pre-Training Phase

As discussed earlier, our pre-training phase employs the link prediction task. Using link prediction/generation is a popular and natural way [14, 18, 22, 41], as a vast number of links are readily available on large-scale graph data without extra annotation. In other words, the link prediction objective can be optimized on label-free graphs, such as those shown in Fig. 2(a), in a self-supervised manner.

Based on the common template defined in Sect. 4.1, the link prediction task is anchored on the similarity of the contextual subgraphs of two candidate nodes. Generally, the subgraphs of two positive (*i.e.*, linked) candidates shall be more similar than those of negative (*i.e.*, non-linked) candidates, as illustrated in Fig. 2(b). Subsequently, the pre-trained prior on subgraph similarity can be naturally transferred to node classification downstream, which shares a similar intuition: the subgraphs of nodes in the same class shall be more similar than those of nodes from different classes. On the other hand, the prior can also support graph classification downstream, as graph similarity is consistent with subgraph similarity not only in letter (as a graph is technically always a subgraph of itself), but also in spirit. The “spirit” here refers to the tendency that graphs sharing similar subgraphs are likely to be similar themselves, which means graph similarity can be translated into the similarity of the containing subgraphs [49, 57, 83].

Formally, given a node  $v$  on graph  $G$ , we randomly sample one positive node  $a$  from  $v$ 's neighbors, and a negative node  $b$  from the graph that does not link to  $v$ , forming a triplet  $(v, a, b)$ . Our objective is to increase the similarity between the contextual subgraphs  $S_v$  and  $S_a$ , while decreasing that between  $S_v$  and  $S_b$ . More generally, on a set of label-free graphs  $\mathcal{G}$ , we sample a number of triplets from each graph to construct an overall training set  $\mathcal{T}_{\text{pre}}$ . Then, we define the following pre-training loss.

$$\mathcal{L}_{\text{pre}}(\Theta) = - \sum_{(v,a,b) \in \mathcal{T}_{\text{pre}}} \ln \frac{\exp(\text{sim}(\mathbf{s}_v, \mathbf{s}_a)/\tau)}{\sum_{u \in \{a,b\}} \exp(\text{sim}(\mathbf{s}_v, \mathbf{s}_u)/\tau)}, \quad (13)$$

where  $\tau$  is a temperature hyperparameter to control the shape of the output distribution. Note that the loss is parameterized by  $\Theta$ , which represents the GNN model weights.

The output of the pre-training phase is the optimal model parameters  $\Theta_0 = \arg \min_{\Theta} \mathcal{L}_{\text{pre}}(\Theta)$ .  $\Theta_0$  can be used to initialize the GNN weights for downstream tasks, thus enabling the transfer of prior knowledge downstream.

### 4.3 Prompting for Downstream Tasks

The unification of pre-training and downstream tasks enables more effective knowledge transfer as the tasks in the two phases are made more compatible by following a common template. However, it is still important to distinguish different downstream tasks, in order to capture task individuality and achieve task-specific optimum.

To cope with this challenge, we propose a novel task-specific learnable prompt on graphs, inspired by prompting in natural language processing [4]. In language contexts, a prompt is initially a handcrafted instruction to guide the downstream task, which provides task-specific cues to extract relevant prior knowledge through a unified task template (typically, pre-training and downstream tasks are all mapped to masked language modeling). More recently, learnable prompts [29, 34] have been proposed as an alternative to handcrafted prompts, to alleviate the high engineering cost of the latter.

**Prompt design.** Nevertheless, our proposal is distinctive from language-based prompting for two reasons. Firstly, we have a different task template from masked language modeling. Secondly, since our prompts are designed for graph structures, they are more abstract and cannot take the form of language-based instructions. Thus, they are virtually impossible to be handcrafted. Instead, they should be topology related to align with the core of graph learning. In particular, under the same task template of subgraph similarity learning, the READOUT operation (used to generate the subgraph representation) can be “prompted” differently for different downstream tasks. Intuitively, different tasks can benefit from different aggregation schemes for their READOUT. For instance, node classification pays more attention to features that are topically more relevant to the target node. In contrast, graph classification tends to focus on features that are correlated to the graph class. Moreover, the important features may also vary given different sets of instances or classes in a task.

Formally, let  $\mathbf{p}_t$  denote a learnable *prompt vector* for a downstream task  $t$ , as shown in Fig. 2(c). The prompt-assisted READOUT operation on a subgraph  $S_x$  for task  $t$  is

$$\mathbf{s}_{t,x} = \text{READOUT}(\{\mathbf{p}_t \odot \mathbf{h}_v : v \in V(S_x)\}), \quad (14)$$

where  $\mathbf{s}_{t,x}$  is the task  $t$ -specific subgraph representation, and  $\odot$  denotes the element-wise multiplication. That is, we perform a *feature weighted* summation of the node representations from the subgraph, where the prompt vector  $\mathbf{p}_t$  is a dimension-wise reweighting in order to extract the most relevant prior knowledge for the task  $t$ .

Note that other prompt designs are also possible. For example, we could consider a learnable *prompt matrix*  $\mathbf{P}_t$ , which applies a linear transformation to the node representations:

$$\mathbf{s}_{t,x} = \text{READOUT}(\{\mathbf{P}_t \mathbf{h}_v : v \in V(S_x)\}). \quad (15)$$

More complex prompts such as an attention layer is another alternative. However, one of the main motivation of prompting instead of fine-tuning is to reduce reliance on labeled data. In few-shot settings, given very limited supervision, prompts with fewer parameters are preferred to mitigate the risk of overfitting. Hence, the feature weighting scheme in Eq. (26) is adopted for our prompting as the prompt is a single vector of the same length as the node representation, which is typically a small number (e.g., 128).

**Prompt tuning.** To optimize the learnable prompt, also known as *prompt tuning*, we formulate the loss based on the common template of subgraph similarity, using the prompt-assisted task-specific subgraph representations.

Formally, consider a task  $t$  with a labeled training set  $\mathcal{T}_t = \{(x_1, y_1), (x_2, y_2), \dots\}$ , where  $x_i$  is an instance (*i.e.*, a node or a graph), and  $y_i \in Y$  is the class label of  $x_i$  among the set of classes  $Y$ . The loss for prompt tuning is defined as

$$\mathcal{L}_{\text{prompt}}(\mathbf{p}_t) = - \sum_{(x_i, y_i) \in \mathcal{T}_t} \ln \frac{\exp(\text{sim}(\mathbf{s}_{t, x_i}, \tilde{\mathbf{s}}_{t, y_i})/\tau)}{\sum_{c \in Y} \exp(\text{sim}(\mathbf{s}_{t, x_i}, \tilde{\mathbf{s}}_{t, c})/\tau)}, \quad (16)$$

where the class prototypical subgraph for class  $c$  is represented by  $\tilde{\mathbf{s}}_{t, c}$ , which is also generated by the prompt-assisted, task-specific READOUT.

Note that, the prompt tuning loss is only parameterized by the learnable prompt vector  $\mathbf{p}_t$ , without the GNN weights. Instead, the pre-trained GNN weights  $\Theta_0$  are frozen for downstream tasks, as no fine-tuning is necessary. This significantly decreases the number of parameters to be updated downstream, thus not only improving the computational efficiency of task learning and inference, but also reducing the reliance on labeled data.

**Algorithm.** We present the algorithm for prompt design and tuning of GRAPH PROMPT in Alg. 1. In line 1, we initialize the prompt vector and the objective  $\mathcal{L}_{\text{prompt}}$ . In lines 2-3, we obtain the node embeddings of input graphs based on the pre-trained GNN. In lines 5-13, we accumulate the loss for the given tuning samples. In particular, in lines 5-6, we design the prompt for the specific task  $t$ . In lines 7-8, we calculate the subgraph representation for each class prototype. Then, in lines 9-13, we calculate and accumulate the loss and get the overall objective. Finally, in line 14 we optimize the prompt vector by minimizing the objective  $\mathcal{L}_{\text{prompt}}$ .

---

#### Algorithm 1 PROMPT DESIGN AND TUNING

---

**Input:** Graphs set  $\mathcal{G} = \{G_j | j = 1, 2, \dots\}$ , task  $t$ -specific subgraphs set  $\mathcal{S} = \{S_{t, x} | x = 1, 2, \dots\}$ , labeled set  $\mathcal{D} = \{(x_i, y_i) | i = 1, 2, \dots\}$ , class set  $Y$ , pre-trained GNN model  $f_{\Theta_0}$  which takes in a graph and outputs its node embedding vectors.

**Output:** Prompt vector  $\mathbf{p}_t$ .

```

1:  $\mathbf{p}_t \leftarrow$  prompt vector initialization,  $\mathcal{L}_{\text{prompt}} \leftarrow 0$ ;
2: for each graph  $G_j \in \mathcal{G}$  do ▷ Load pre-trained GNN
3:    $\mathbf{H}_j \leftarrow f_{\Theta_0}(G_j)$ 
4: while not converged do ▷ Tuning iteration
5:   for each subgraph  $s_{t, x} \in \mathcal{S}$  do ▷ Prompt design, Eq. (12)
6:      $\mathbf{s}_{t, x} \leftarrow \text{READOUT}(\{\mathbf{p}_t \odot \mathbf{h}_v : v \in V(S_x)\})$ 
7:   for each class  $c \in Y$  do ▷ Class prototypical subgraph
8:      $\tilde{\mathbf{s}}_{t, c} \leftarrow$  Mean of node/graph embedding vectors
9:   for each labeled pair  $(x_i, y_i) \in \mathcal{D}$  do ▷ Accumulate loss, Eq. (14)
10:     $Z_i \leftarrow 0$ 
11:    for each class  $c \in Y$  do
12:       $Z_i = \exp(\text{sim}(\mathbf{s}_{t, x_i}, \tilde{\mathbf{s}}_{t, c})/\tau) + Z_i$ 
13:     $\mathcal{L}_{\text{prompt}} = \mathcal{L}_{\text{prompt}} - \ln(\exp(\text{sim}(\mathbf{s}_{t, x_i}, \tilde{\mathbf{s}}_{t, y_i})/\tau)/Z_i)$ 
14:    Update  $\mathbf{p}_t$  by minimize  $\mathcal{L}_{\text{prompt}}$ ;
15: return  $\mathbf{p}_t$ .
```

---

**Complexity analysis.** For a node  $v$ , with average degree  $\bar{d}$ ,  $k$  GNN layers,  $\delta$  hops for subgraph extraction,  $D$  hidden dimensions, the complexity of GNN-based embedding calculation is  $O(D \cdot \bar{d}^k)$ , and the complexity of subgraph extraction is  $O(\bar{d}^\delta)$ . Thus, the embedding calculation of  $v$ 's subgraph with READOUT is  $O(D \cdot \bar{d}^k \cdot \bar{d}^\delta)$ , where  $k, \delta$  are small constants. Furthermore, if neighborhood sampling [14] is adopted during GNN aggregation,  $\bar{d}$  is a relatively small constant too.

## 5 EXTENSION TO GRAPHPROMPT+

In this section, we extend GRAPHPROMPT to GRAPHPROMPT+ by enhancing both the pre-training and prompt tuning stages. On one hand, we broaden the scope of our task template by generalizing standard contrastive pre-training tasks on graphs. On the other hand, we propose a more generalized prompt design to leverage layer-wise hierarchical knowledge from the pre-trained graph model.

### 5.1 Generalizing Pre-Training Tasks

Although our proposed task template in GRAPHPROMPT easily accommodates the link prediction task, which is a simple, effective and popular pre-training task on graphs, it is not immediately apparent how the task template can fit other more advanced pre-training tasks on graphs. This presents a significant limitation in GRAPHPROMPT: Our “pre-train, prompt” framework is confined to only one specific pre-training task, thereby precluding other pre-training tasks that can potentially learn more comprehensive knowledge. To unify a broader range of pre-training tasks in GRAPHPROMPT+, we first show that any standard contrastive graph pre-training task can be generalized to leverage subgraph similarity, the pivotal element in our task template. Meanwhile, each contrastive task can still preserve its unique sampling approach for the positive and negative pairs. Next, we illustrate the generalization process using several mainstream contrastive pre-training tasks.

**Unification of contrastive tasks on graphs.** We formulate a general loss term for any standard contrastive pre-training task on graphs. The generalized loss is compatible with our proposed task template, *i.e.*, it is based on the core idea of subgraph similarity. The rationale for this generalization centers around two reasons.

First, the key idea of contrastive learning boils down to bringing positively related instances closer, while pushing away negatively related ones in their latent space [23]. To encapsulate this objective in a generalized loss, the definition of instances needs to be unified for diverse contrastive tasks on graphs, so that the distance or proximity between the instances can also be standardized. Not surprisingly, *subgraphs* can serve as a unified definition for a comprehensive suite of instances on graphs, including nodes [59, 77], subgraphs [41, 71] or the whole graphs [51, 71], which are common forms of instance in contrastive learning on graphs. By treating these instances as subgraphs, the contrastive objective can be accomplished by calculating a similarity score between the subgraphs, so as to maximize the similarity between a positive pair of subgraphs whilst minimizing that between a negative pair.

Second, the general loss term should be flexible to preserve the unique characteristics of different contrastive tasks, thereby enabling the capture of diverse forms of knowledge through pre-training. Specifically, various contrastive approaches diverge in the sampling or generation of positive and negative pairs of instances. Consequently, in our generalized loss, the set of positive or negative pairs can be materialized differently to accommodate the requirements of each contrastive approach.

Given the above considerations, we first define a standard contrastive graph pre-training task. Consider a set of pre-training data  $\mathcal{T}_{\text{pre}}$ , which consists of the target instances (or elements that can derive the target instances). For each target instance  $o \in \mathcal{T}_{\text{pre}}$ , a contrastive task samples or constructs a set of positive instances  $Pos_o$ , as well as a set of negative instances  $Neg_o$ , both w.r.t.  $o$ . Hence,  $\{(o, a) : a \in Pos_o\}$  is the set of positive pairs involving the target instance  $o$ , such that the objective is to maximize the similarity between each pair of  $o$  and  $a$ . On the other hand,  $\{(o, b) : b \in Neg_o\}$  is the set of negative pairs, such that the objective is to minimize the similarity between each pair of  $o$  and  $b$ .

Table 1. Materializing the target, positive and negative instances for mainstream contrastive graph pre-training approaches for the generalized loss in Eq. (17). We also include link prediction (LP), which is employed as the pre-training task in GRAPHPROMPT.

	Target instance $o$	Positive instance $a$	Negative instance $b$	Loss
LP [38]	a node $v$	a node linked to $v$	a node not linked to $v$	Eq. (13)
DGI [59]	a graph $G$	a node in $G$	a node in $G'$ , a corrupted graph of $G$	Eq. (18)
InfoGraph [51]	a graph $G$	a node in $G$	a node in $G' \neq G$	Eq. (19)
GraphCL [77]	an augmented graph $G_i$ from a graph $G$ by strategy $i$	an augmented graph $G_j$ from a graph $G$ by strategy $j$	an augmented graph $G'_j$ from a graph $G' \neq G$ by strategy $j$	Eq. (20)
GCC [46]	a random walk induced subgraph $G_v^r$ from a node $v$ 's $r$ -egonet	a random walk induced subgraph $\hat{G}_v^r \neq G_v^r$ from $v$ 's $r$ -egonet	a random walk induced subgraph $G_v^{r'}$ from $v$ 's $r'$ -egonet, $r' \neq r$	Eq. (21)

Then, we propose the following generalized loss that can be used for any standard contrastive task.

$$\mathcal{L}(\Theta) = - \sum_{o \in \mathcal{T}_{\text{pre}}} \ln \frac{\sum_{a \in \text{Pos}_o} \exp(\text{sim}(\mathbf{s}_a, \mathbf{s}_o)/\tau)}{\sum_{b \in \text{Neg}_o} \exp(\text{sim}(\mathbf{s}_b, \mathbf{s}_o)/\tau)}, \quad (17)$$

where  $\mathbf{s}_o$  denotes the subgraph embedding of the target instance, and  $\mathbf{s}_a, \mathbf{s}_b$  are the subgraph embedding of positive and negative instances, respectively. Furthermore,  $\tau$  is a temperature hyperparameter. Using this generalized loss, GRAPHPROMPT+ broadens the scope of our proposed task template that is based on subgraph similarity, which can serve as a more general framework than GRAPHPROMPT to unify standard contrastive pre-training tasks on graphs beyond link prediction.

**Template for mainstream contrastive tasks.** We further illustrate how the generalized loss term can be materialized for several mainstream contrastive graph pre-training approaches, in order to fit the task template. In Table 1, we summarize how various definitions of instances in these mainstream approaches are materialized, as also detailed below. Note that the strategies for sampling positive and negative instances are preserved as originally established.

**DGI** [59] operates on the principle of mutual information maximization, where the primary objective is to maximize the consistency between the local node representations and the global graph representation. Given a target instance  $G \in \mathcal{T}_{\text{pre}}$ , a positive instance is any node  $a$  in  $G$ , while a negative instance is any node  $b$  in  $G'$ , a corrupted version of  $G$ . Then, we can reformulate the pre-training loss of DGI as

$$\mathcal{L}_{\text{DGI}}(\Theta) = - \sum_{G \in \mathcal{T}_{\text{pre}}} \ln \frac{\sum_{a \in V(G)} \exp(\text{sim}(\mathbf{s}_a, \mathbf{s}_G)/\tau)}{\sum_{b \in V(G')} \exp(\text{sim}(\mathbf{s}_b, \mathbf{s}_G)/\tau)}, \quad (18)$$

where  $V(G)$  denotes the set of nodes in  $G$ , and  $G'$  is obtained by corrupting  $G$ .

**InfoGraph** [51] extends the concept of DGI, which also attempts to maximize the mutual information between the global graph representation and local node representations, but differs from DGI in the sampling of negative instances. Similar to DGI, given a target instance  $G \in \mathcal{T}_{\text{pre}}$ , a positive instance is any node  $a$  in  $G$ . However, a negative instance is a node sampled from a different graph  $G' \neq G$  from the pre-training data, instead of a corrupted view of  $G$  in DGI. Another difference from DGI is, the local representation of a node  $v$  is derived by fusing the embeddings of  $v$  from all layers of the graph encoder, an architecture that would not be affected by our reformulated loss in the following.

$$\mathcal{L}_{\text{InfoGraph}}(\Theta) = - \sum_{G \in \mathcal{T}_{\text{pre}}} \ln \frac{\sum_{a \in V(G)} \exp(\text{sim}(\mathbf{s}_a, \mathbf{s}_G)/\tau)}{\sum_{G' \in \mathcal{T}_{\text{pre}}, G' \neq G} \sum_{b \in V(G')} \exp(\text{sim}(\mathbf{s}_b, \mathbf{s}_G)/\tau)}. \quad (19)$$

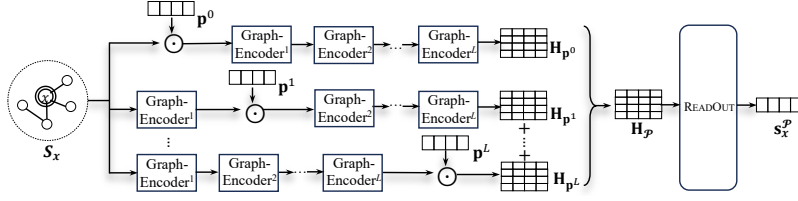


Fig. 3. Layer-wise prompt tuning for a pre-trained graph encoder with  $L$  layers.  $\text{GRAPHENCODER}^l$  represents the  $l$ -th layer of the graph encoder, and  $\mathbf{p}^l$  represents the prompt vector that modifies the  $l$ -th layer.

**GraphCL** [77] aims to maximize the mutual information between distinct augmentations of the same graph, while reducing that between augmentations of different graphs. Given a graph  $G \in \mathcal{T}_{pre}$ , we can obtain distinct augmentations of  $G$ , say  $G_i$  by augmentation strategy  $i$  and  $G_j$  by strategy  $j$ . One of them, say  $G_i$ , can serve as a target instance, while the other, say  $G_j$ , can serve as a positive instance w.r.t.  $G_i$ . Meanwhile, we can obtain an augmentation of a different graph  $G' \neq G$ , say  $G'_j$ , which can serve as a negative instance w.r.t.  $G_i$ . Thus, we can reformulate the pre-training loss as

$$\mathcal{L}_{\text{GraphCL}}(\Theta) = - \sum_{G \in \mathcal{T}_{pre}} \ln \frac{\exp(\text{sim}(\mathbf{s}_{G_j}, \mathbf{s}_{G_i})/\tau)}{\sum_{G' \in \mathcal{T}_{pre}, G' \neq G} \exp(\text{sim}(\mathbf{s}_{G'_j}, \mathbf{s}_{G_i})/\tau)}. \quad (20)$$

**GCC** [46] employs a framework where the model learns to distinguish between subgraphs that are contextually similar or originated from the same root graph, and subgraphs that are derived from different root graphs. Given a node  $v \in \mathcal{T}_{pre}$ , a target instance  $G_v^r$  is a subgraph induced by performing random walk in the  $r$ -egonet of node  $v$ <sup>3</sup>. To sample a positive instance, another random walk is performed in the same  $r$ -egonet, resulting in another induced subgraph  $\tilde{G}_v^r$  that is different from  $G_v^r$ . On the other hand, a negative instance can be sampled by random walk from the  $r'$ -egonet of  $v$  such that  $r' \neq r$ . Letting  $\mathcal{G}_v^{r'}$  denote a set of random walk induced subgraphs from the  $r'$ -egonet of  $v$  for some  $r' \neq r$ , we can reformulate the pre-training loss of GCC as follows.

$$\mathcal{L}_{\text{GCC}}(\Theta) = - \sum_{v \in \mathcal{T}_{pre}} \ln \frac{\exp(\text{sim}(\mathbf{s}_{\tilde{G}_v^r}, \mathbf{s}_{G_v^r})/\tau)}{\sum_{G_v^{r'} \in \mathcal{G}_v^{r'}} \exp(\text{sim}(\mathbf{s}_{G_v^{r'}}, \mathbf{s}_{G_v^r})/\tau)}. \quad (21)$$

## 5.2 Generalizing Prompts on Pre-trained Graph Encoders

To adapt different downstream tasks more effectively, we propose a more generalized layer-wise prompt design to strategically utilize hierarchical knowledge across multiple layers of the pre-trained graph encoders.

**Layer-wise prompt design.** Consider a pre-trained graph encoder comprising a total of  $L$  layers. In **GRAPHPROMPT+**, let  $\mathcal{P}$  denote a set of  $L + 1$  prompt vectors, with one prompt vector allocated for each layer, including the input layer (i.e.,  $l = 0$ ):

$$\mathcal{P} = \{\mathbf{p}^0, \mathbf{p}^1, \dots, \mathbf{p}^L\}. \quad (22)$$

That is,  $\mathbf{p}^l$  is a learnable vector representing the prompt vector that modifies the  $l$ -th layer of the pre-trained encoder for the downstream task, for  $0 \leq l \leq L$ . Note that in **GRAPHPROMPT**, there is only one prompt vector applied to the last layer  $l = L$ , which is then used by the **READOUT** layer to obtain subgraph-level representations. In contrast, in

<sup>3</sup>The  $r$ -egonet of node  $v$  is defined as a subgraph consisting of all nodes within  $r$  hops of  $v$  and all edges between these nodes

GRAPHPROMPT+, these  $L + 1$  prompt vectors are applied to different layers in parallel in order to focus on different layers, as illustrated in Fig. 3.

Specifically, let  $\mathbf{H}_p$  denote the output from the pre-trained graph encoder after applying a single prompt vector  $\mathbf{p}$  to a specific layer associated with  $\mathbf{p}$ , as follows.

$$\mathbf{H}_p = \text{GRAPHENCODER}_p(\mathbf{X}, \mathbf{A}; \Theta), \quad (23)$$

where  $\text{GRAPHENCODER}_p(\cdot)$  indicates that a specific layer of the encoder has been modified by  $\mathbf{p}$ . Taking the prompt vector  $\mathbf{p}^l$  as an example, it modifies the embedding matrix generated by the  $l$ -th layer of the graph encoder via element-wise multiplication, which gives  $\mathbf{p}^l \odot \mathbf{H}^l$ . Here  $\mathbf{p}^l$  is multiplied element-wise with each row of  $\mathbf{H}^l$  in a manner analogous to that in GRAPHPROMPT<sup>4</sup>. Hence, the embedding matrix of the next layer is generated as follows:

$$\mathbf{H}^{l+1} = \text{AGGR}(\mathbf{p}^l \odot \mathbf{H}^l, \mathbf{A}; \theta^{l+1}), \quad (24)$$

while the calculation of other layers remains unchanged, resulting in the output embedding matrix  $\mathbf{H}_{p^l}$ .

Finally, we apply each prompt  $\mathbf{p}^l \in \mathcal{P}$  to the pre-trained graph encoder in parallel, and obtain a series of embedding matrices  $\{\mathbf{H}_{p^0}, \mathbf{H}_{p^1}, \dots, \mathbf{H}_{p^L}\}$ . We further fuse these “post-prompt” embedding matrices into an final output embedding matrix  $\mathbf{H}_\mathcal{P}$ , which will be employed to calculate the downstream task loss. In particular, we adopt a learnable coefficient  $w^l$  to weigh  $\mathbf{H}_{p^l}$  in the fused output, *i.e.*,

$$\mathbf{H}_\mathcal{P} = \sum_{l=0}^L w^l \mathbf{H}_{p^l}, \quad (25)$$

since different downstream tasks may depend on information from diverse layers, each with a varying degree of importance.

Note that compared to the prompt design in GRAPHPROMPT, we suffer a  $L$ -fold increase in the number of learnable parameters during prompt tuning in GRAPHPROMPT+. However, a typical graph encoder adopts a shallow message-passing architecture with a small number of layers, *e.g.*,  $L = 3$ , which does not present a significant overhead.

**Prompt tuning.** Given a specific downstream task  $t$ , we have a set of task  $t$ -specific prompts  $\mathcal{P}_t = \{\mathbf{p}_t^0, \mathbf{p}_t^1, \dots, \mathbf{p}_t^L\}$ , corresponding to the  $L + 1$  layers in the graph encoder. After applying  $\mathcal{P}_t$  to the pre-trained encoder, we obtain the embedding for the subgraph  $S_x$  as

$$\mathbf{s}_{t,x} = \text{READOUT}(\{\mathbf{h}_{\mathcal{P}_t,v} : v \in V(S_x)\}), \quad (26)$$

where  $\mathbf{s}_{t,x}$  is the task  $t$ -specific subgraph representation after applying the series of prompts  $\mathcal{P}_t$ , and  $\mathbf{h}_{\mathcal{P}_t,v}$  is a row of  $\mathbf{H}_{\mathcal{P}_t}$  that corresponds to node  $v$  (*i.e.*, node  $v$ 's post-prompt representation).

To optimize the generalized prompt vectors, we adopt the same loss function as utilized in GRAPHPROMPT, as given by Eq. (16). That is, we also leverage the task-specific subgraph representations after applying the generalized prompts,  $\mathbf{s}_{t,x}$ , in the prompt tuning loss.

## 6 EXPERIMENTS ON GRAPHPROMPT

In this section, we conduct extensive experiments including node classification and graph classification as downstream tasks on five benchmark datasets to evaluate the proposed GRAPHPROMPT.

<sup>4</sup>Hence, a prompt vector must adopt the same dimensions as the layer it applies to.



Table 2. Summary of datasets.

The "Task" column indicates the type of downstream task performed on each dataset: "N" for node classification and "G" for graph classification.

	Graphs	Graph classes	Avg. nodes	Avg. edges	Node features	Node classes	Task (N/G)
Flickr	1	-	89,250	899,756	500	7	N
PROTEINS	1,113	2	39.06	72.82	1	3	N, G
COX2	467	2	41.22	43.45	3	-	G
ENZYMES	600	6	32.63	62.14	18	3	N, G
BZR	405	2	35.75	38.36	3	-	G

## 6.1 Experimental Setup

**Datasets.** We employ five benchmark datasets for evaluation.

(1) *Flickr* [65] is an image sharing network, which is collected by SNAP<sup>5</sup>. In particular, each node is an image, and there exists an edge between two images if they share some common properties, such as commented by the same user, or from the same location. Each image belongs to one of the 7 categories.

(2) *PROTEINS* [3] is a collection of protein graphs which include the amino acid sequence, conformation, structure, and features such as active sites of the proteins. The nodes represent the secondary structures, and each edge depicts the neighboring relation in the amino-acid sequence or in 3D space. The nodes belong to three categories, and the graphs belong to two classes.

(3) *COX2* [48] is a dataset of molecular structures including 467 cyclooxygenase-2 inhibitors, in which each node is an atom, and each edge represents the chemical bond between atoms, such as single, double, triple or aromatic. All the molecules belong to two categories.

(4) *ENZYMES* [62] is a dataset of 600 enzymes collected from the BRENDA enzyme database. These enzymes are labeled into 6 categories according to their top-level EC enzyme.

(5) *BZR* [48] is a collection of 405 ligands for benzodiazepine receptor, in which each ligand is represented by a graph. All these ligands belong to 2 categories.

We summarize these datasets in Table 2. We conduct node classification on *Flickr*, *PROTEINS* and *ENZYMES*, since their node labels generally appear on all the graphs, which is suitable for the setting of few-shot node classification on each graph. Note that, we only choose the graphs which consist of more than 50 nodes for the downstream node classification, to ensure there exist sufficient labeled nodes for testing. Additionally, graph classification is conducted on *PROTEINS*, *COX2*, *ENZYMES* and *BZR*. We use the given node features in the cited datasets to initialize input feature vectors, without additional processing.

**Baselines.** We evaluate GRAPH PROMPT against the state-of-the-art approaches from three main categories, as follows.

(1) *End-to-end graph neural networks.*

- GCN [27]: GCN resorts to mean-pooling based neighborhood aggregation to receive messages from the neighboring nodes for node representation learning in an end-to-end manner.
- GraphSage [14]: GraphSAGE has a similar neighborhood aggregation mechanism with GCN, while it focuses more on the information from the node itself.

<sup>5</sup><https://snap.stanford.edu/data/>

- GAT [58] : GAT also depends on neighborhood aggregation for node representation learning in an end-to-end manner, while it can assign different weights to neighbors to reweigh their contributions.
- GIN [70]: GIN employs a sum-based aggregator to replace the mean-pooling method in GCN, which is more powerful in expressing the graph structures.

(2) *Graph pre-training models.*

- DGI [59]: DGI capitalizes on a self-supervised method for pre-training, which is based on the concept of mutual information (MI). It maximizes the MI between the local augmented instances and the global representation.
- InfoGraph [51]: InfoGraph learns a graph-level representation, which maximizes the MI between the graph-level representation and substructure representations at various scales.
- GraphCL [77]: GraphCL applies different graph augmentations to exploit the structural information on the graphs, and aims to maximize the agreement between different augmentations for graph pre-training.

(3) *Prompt-based learning on graphs.*

- GPPT [52]. GPPT pre-trains a GNN model based on the link prediction task, and employs a learnable prompt to reformulate the downstream node classification task into the same format as link prediction.

Note that other few-shot learning methods on graphs, such as Meta-GNN [86] and RALE [36], adopt a meta-learning paradigm [10]. Thus, they cannot be used in our setting, as they require labeled data in their base classes for the meta-training phase. In our approach, only label-free graphs are utilized for pre-training.

**Settings and parameters.** To evaluate the goal of our GRAPH PROMPT in realizing a unified design that can suit different downstream tasks flexibly, we consider two typical types of downstream tasks, *i.e.*, node classification and graph classification. In particular, for the datasets which are suitable for both of these two tasks, *i.e.*, *PROTEINS* and *ENZYMES*, we only pre-train the GNN model once on each dataset, and utilize the same pre-trained model for the two downstream tasks with their task-specific prompting.

The downstream tasks follow a  $k$ -shot classification setting. For each type of downstream task, we construct a series of  $k$ -shot classification tasks. The details of task construction will be elaborated later when reporting the results in Sect. 6.2. For task evaluation, as the  $k$ -shot tasks are balanced classification, we employ accuracy as the evaluation metric following earlier work [36, 61].

For all the baselines, based on the authors' code and default settings, we further tune their hyper-parameters to optimize their performance. We present more implementation details as follows:

For baseline GCN [27], we employ a 3-layer architecture, and set the hidden dimension as 32. For GraphSAGE [14], we utilize the mean aggregator, and employ a 3-layer architecture. The hidden dimension is also set to 32. For GAT [58], we employ a 2-layer architecture and set the hidden dimension as 32. Besides, we apply 4 attention heads in the first GAT layer. Similarly, for GIN [70], we also employ a 3-layer architecture and set the hidden dimension as 32. For the pre-training and prompting approaches, we use the backbones in their original paper. Specifically, for DGI [59], we use a 1-layer GCN as the backbone, and set the hidden dimension as 512. Besides, we utilize PReLU as the activation function. For InfoGraph [51], we use a 3-layer GIN as the backbone, and set its hidden dimension as 32. For GraphCL [77], we also employ a 3-layer GIN as its backbone, and set the hidden dimension as 32. In particular, we choose the augmentations of node dropping and subgraph, with a default augmentation ratio of 0.2. For GPPT [52], we utilize a 2-layer GraphSAGE as its backbone, set its hidden dimension as 128, and utilize the mean aggregator. For our proposed

GRAPHPROMPT, we employ a 3-layer GIN as the backbone, and set the hidden dimensions as 32. In addition, we set  $\delta = 1$  to construct 1-hop subgraphs for the nodes.

## 6.2 Performance Evaluation

As discussed, we perform two types of downstream task different from the link prediction task in pre-training, namely, node classification and graph classification in few-shot settings. We first evaluate on a fixed-shot setting, and then vary the shot numbers to see the performance trend.

**Few-shot node classification.** We conduct this node-level task on three datasets, *i.e.*, *Flickr*, *PROTEINS*, and *ENZYMES*. Following a typical  $k$ -shot setup [36, 61, 86], we generate a series of few-shot tasks for model training and validation. In particular, for *PROTEINS* and *ENZYMES*, on each graph we randomly generate ten 1-shot node classification tasks (*i.e.*, in each task, we randomly sample 1 node per class) for training and validation, respectively. Each training task is paired with a validation task, and the remaining nodes not sampled by the pair of training and validation tasks will be used for testing. For *Flickr*, as it contains a large number of very sparse node features, selecting very few shots for training may result in inferior performance for all the methods. Therefore, we randomly generate ten 50-shot node classification tasks, for training and validation, respectively. On *Flickr*, 50 shots are still considered few, accounting for less than 0.06% of all nodes on the graph.

Table 3 illustrates the results of few-shot node classification. We have the following observations. First, our proposed GRAPHPROMPT outperforms all the baselines across the three datasets, demonstrating the effectiveness of GRAPHPROMPT in transferring knowledge from the pre-training to downstream tasks. In particular, by virtue of the unification framework and prompt-based task-specific aggregation in READOUT function, GRAPHPROMPT is able to narrow the gap between pre-training and downstream tasks, and guide the downstream tasks to exploit the pre-trained model in a task-specific manner. Second, compared to graph pre-training models, end-to-end GNN models can sometimes achieve comparable or even better performance. This implies that the discrepancy between the pre-training and downstream tasks in these pre-training approaches obstructs the knowledge transfer from the former to the latter. In such a case, even with sophisticated pre-training, they cannot effectively promote the performance of downstream tasks. Third, the graph prompt model GPPT is only comparable to or even worse than the other baselines, despite also using prompts. A potential reason is that GPPT requires much more learnable parameters in their prompts than ours, which may not work well given very few shots (*e.g.*, 1-shot).

**Few-shot graph classification.** We further conduct few-shot graph classification on four datasets, *i.e.*, *PROTEINS*, *COX2*, *ENZYMES*, and *BZR*. For each dataset, we randomly generate 100 5-shot classification tasks for training and validation, following a similar process for node classification tasks.

We illustrate the results of few-shot graph classification in Table 4, and have the following observations. First, our proposed GRAPHPROMPT significantly outperforms the baselines on these four datasets. This again demonstrates the necessity of unification for pre-training and downstream tasks, and the effectiveness of prompt-assisted task-specific aggregation for READOUT. Second, as both node and graph classification tasks share the same pre-trained model on *PROTEINS* and *ENZYMES*, the superior performance of GRAPHPROMPT on both types of task further demonstrates that, the gap between different tasks is well addressed by virtue of our unification framework. Third, the graph pre-training models generally achieve better performance than the end-to-end GNN models. This is because both InfoGraph and GraphCL capitalize on graph-level tasks for pre-training, which are naturally closer to the downstream graph classification.

Table 3. Accuracy evaluation on node classification. All tabular results are in percent, with best **bolded** and runner-up underlined.

Methods	Flickr 50-shot	PROTEINS 1-shot	ENZYMES 1-shot
GCN	9.22 ± 9.49	59.60 ± 12.44	61.49 ± 12.87
GRAPHSAGE	13.52 ± 11.28	59.12 ± 12.14	61.81 ± 13.19
GAT	16.02 ± 12.72	58.14 ± 12.05	60.77 ± 13.21
GIN	10.18 ± 5.41	<u>60.53</u> ± 12.19	<u>63.81</u> ± 11.28
DGI	17.71 ± 1.09	54.92 ± 18.46	63.33 ± 18.13
GRAPHCL	18.37 ± 1.72	52.00 ± 15.83	58.73 ± 16.47
GPPT	<u>18.95</u> ± 1.92	50.83 ± 16.56	53.79 ± 17.46
GRAPHPROMPT	<b>20.21</b> ± 11.52	<b>63.03</b> ± 12.14	<b>67.04</b> ± 11.48

Table 4. Accuracy evaluation on graph classification.

Methods	PROTEINS 5-shot	COX2 5-shot	ENZYMES 5-shot	BZR 5-shot
GCN	54.87 ± 11.20	51.37 ± 11.06	20.37 ± 5.24	56.16 ± 11.07
GRAPHSAGE	52.99 ± 10.57	52.87 ± 11.46	18.31 ± 6.22	57.23 ± 10.95
GAT	48.78 ± 18.46	51.20 ± 27.93	15.90 ± 4.13	53.19 ± 20.61
GIN	<u>58.17</u> ± 8.58	51.89 ± 8.71	20.34 ± 5.01	57.45 ± 10.54
INFOGRAPH	54.12 ± 8.20	54.04 ± 9.45	20.90 ± 3.32	57.57 ± 9.93
GRAPHCL	56.38 ± 7.24	<u>55.40</u> ± 12.04	<u>28.11</u> ± 4.00	<u>59.22</u> ± 7.42
GRAPHPROMPT	<b>64.42</b> ± 4.37	<b>59.21</b> ± 6.82	<b>31.45</b> ± 4.32	<b>61.63</b> ± 7.68

**Performance with different shots.** We study the impact of number of shots on the *PROTEINS* and *ENZYMES* datasets. For node classification, we vary the number of shots between 1 and 10, and compare with several competitive baselines (*i.e.*, GIN, DGI, GraphCL, and GPPT) in Fig. 4. For few-shot graph classification, we vary the number of shots between 1 and 30, and compare with competitive baselines (*i.e.*, GIN, InfoGraph, and GraphCL) in Fig. 5. The task settings are identical to those stated earlier.

In general, our proposed GRAPHPROMPT consistently outperforms the baselines especially with lower shots. For node classification, as the number of nodes in each graph is relatively small, 10 shots per class might be sufficient for semi-supervised node classification. Nevertheless, GRAPHPROMPT is competitive even with 10 shots. For graph classification, GRAPHPROMPT can be surpassed by some baselines when given more shots (*e.g.*, 20 or more), especially on *ENZYMES*. On this dataset, 30 shots per class implies 30% of the 600 graphs are used for training, which is not our target scenario.

### 6.3 Model Analysis

We further analyse several aspects of our model.

**Ablation study.** To evaluate the contribution of each component, we conduct an ablation study by comparing GRAPHPROMPT with different prompting strategies: (1) *no prompt*: for downstream tasks, we remove the prompt vector, and conduct classification by employing a classifier on the subgraph representations obtained by a direct sum-based READOUT. (2) *lin. prompt*: we replace the prompt vector with a linear transformation matrix in Eq. (15).

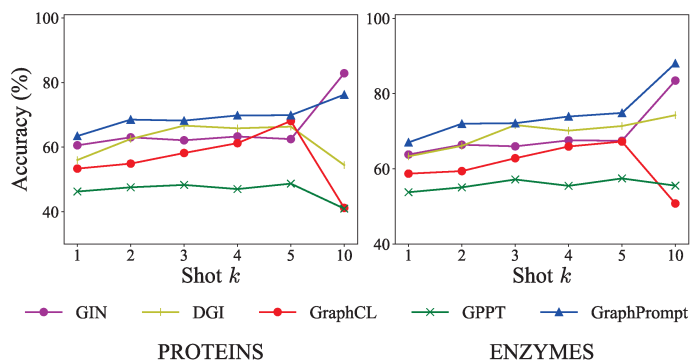


Fig. 4. Impact of shots on few-shot node classification.

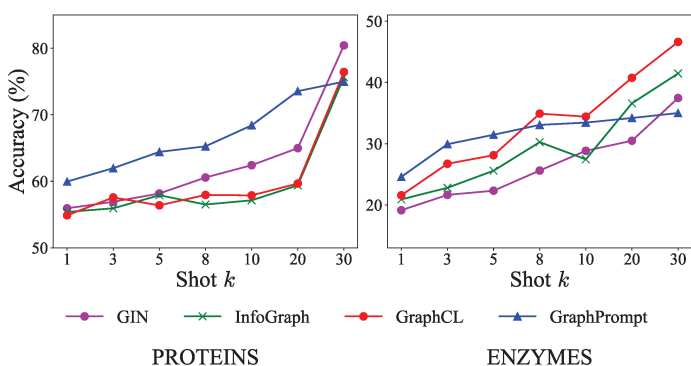


Fig. 5. Impact of shots on few-shot graph classification.

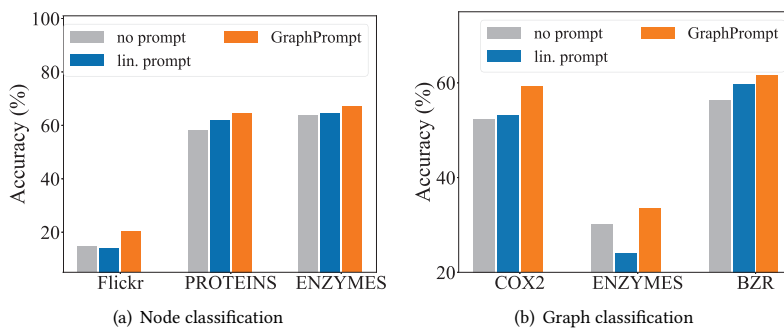


Fig. 6. Ablation study.

We conduct the ablation study on three datasets for node classification (*Flickr*, *PROTEINS*, and *ENZYMES*) and graph classification (*COX2*, *ENZYMES*, and *BZR*), respectively, and illustrate the comparison in Fig. 6. We have the following observations. (1) Without the prompt vector, *no prompt* usually performs the worst among the variants, showing the necessity of prompting the READOUT operation differently for different downstream tasks. (2) Converting the prompt vector into a linear transformation matrix also hurts the performance, as the matrix involves more parameters thus increasing the reliance on labeled data.

Table 5. Study of parameter efficiency on node classification.

Methods	Flickr		PROTEINS		ENZYMES	
	Params	FLOPs	Params	FLOPs	Params	FLOPs
GIN	22,183	240,100	5,730	12,380	6,280	11,030
GPPT	4,096	4,582	1,536	1,659	1,536	1,659
GRAPHPROMPT	96	96	96	96	96	96
GRAPHPROMPT-ft	21,600	235,200	6,176	13,440	6,176	10,944

**Parameter efficiency.** We also compare the number of parameters that needs to be updated in a downstream node classification task for a few representative models, as well as their number of floating point operations (FLOPs), in Table 5.

In particular, as GIN works in an end-to-end manner, it is obvious that it involves the largest number of parameters for updating. For GPPT, it requires a separate learnable vector for each class as its representation, and an attention module to weigh the neighbors for aggregation in the structure token generation. Therefore, GPPT needs to update more parameters than GRAPHPROMPT, which is one factor that impairs its performance in downstream tasks. For our proposed GRAPHPROMPT, it not only outperforms the baselines GIN and GPPT as we have seen earlier, but also requires the least parameters and FLOPs for downstream tasks. For illustration, in addition to prompt tuning, if we also fine-tune the pre-trained weights instead of freezing them (denoted GRAPHPROMPT+ft), there will be significantly more parameters to update.

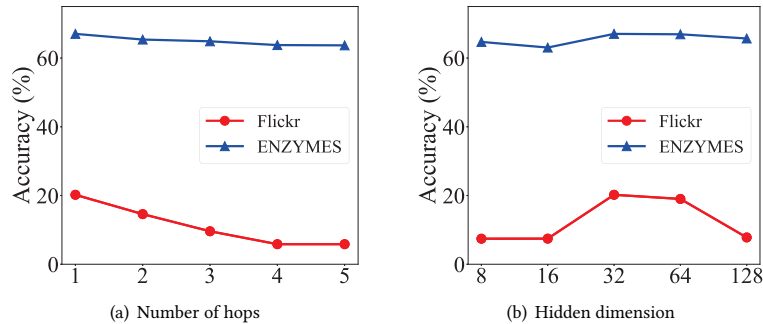


Fig. 7. Parameter sensitivity of GRAPHPROMPT on node classification .

**Parameter sensitivity.** We evaluate the sensitivity of two important hyperparameters in GRAPHPROMPT, and show the impact in Figs. 7 and 8 for node classification and graph classification, respectively.

For the number of hops ( $\delta$ ) in subgraph construction, the performance on node classification gradually decreases as the number of hops increases. This is because a larger subgraph tends to bring in irrelevant information for the target node, and may suffer from the over-smoothing issue [6]. On the other hand, for graph classification, the number of hops only affects the pre-training stage as the whole graph is used in downstream classification. In this case, the number of hops does not show a clear trend, implying less impact on graph classification since both small and large subgraphs are helpful in capturing substructure information at different scales.

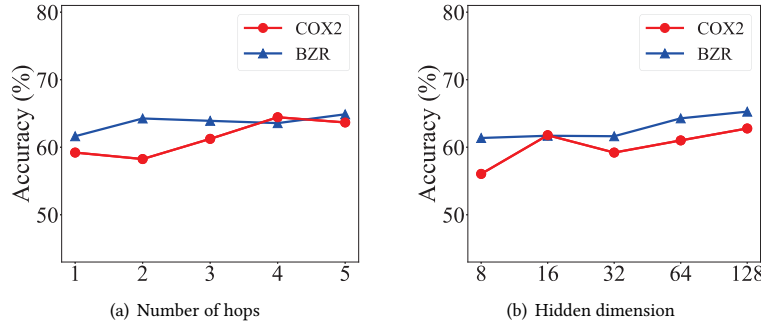


Fig. 8. Parameter sensitivity of GRAPH PROMPT on graph classification.

For the hidden dimension, a smaller dimension is better for node classification, such as 32 and 64. For graph classification, a slightly larger dimension might be better, such as 64 and 128. Overall, 32 or 64 appears to be robust for both node and graph classification.

## 7 EXPERIMENTS ON GRAPH PROMPT+

In this section, we further conduct experiments to evaluate our extended approach GRAPH PROMPT+ in comparison to the vanilla GRAPH PROMPT.

We follow the same experiment setup of GRAPH PROMPT, as detailed in Sect. 6. In particular, we evaluate the same few-shot node classification or graph classification tasks on the same five datasets. Consistent with GRAPH PROMPT, in the implementation of our proposed GRAPH PROMPT+, we utilize a three-layer GIN as the backbone, and set the hidden dimensions as 32. We also set  $\delta = 1$  to construct 1-hop subgraphs for the nodes same as GRAPH PROMPT.

### 7.1 Effect of Generalized Layer-wise Prompts.

We first investigate the impact of layer-wise prompts to evaluate their ability of extracting hierarchical pre-trained knowledge. To isolate the effect of prompts and be comparable to GRAPH PROMPT, we fix the pre-training task in GRAPH PROMPT+ to link prediction; further experiments on alternative pre-training tasks will be presented in Sect. 7.2. Furthermore, we compare to three variants of GRAPH PROMPT+, namely, GRAPH PROMPT+/0, GRAPH PROMPT+/1 and GRAPH PROMPT+/2. Here, GRAPH PROMPT+/ $l$  denotes the variant where only one prompt vector  $\mathbf{p}^l$  is applied to modify the  $l$ -th layer of the pre-trained encoder. As we have a total of  $L = 3$  layers, the vanilla GRAPH PROMPT is equivalent to GRAPH PROMPT+/3.

In the following, we perform few-shot node and graph classification as the downstream tasks, and analyze the results of GRAPH PROMPT, GRAPH PROMPT+ and the variants.

**Few-shot node classification.** The results of node classification on three datasets, namely, *Flickr*, *PROTEINS* and *ENZYMES*, are presented in Table 6. We make the following observations.

First, GRAPH PROMPT+ outperforms all variants and GRAPH PROMPT. Except GRAPH PROMPT+, only a single prompt vector is added to a specific layer of the graph encoder. This indicate the benefit of leveraging multiple prompt vectors in a layer-wise manner to extract hierarchical knowledge from different layers within the pre-trained graph encoder.

Table 6. Effect of layer-wise prompts on node classification.

Methods	Flickr 50-shot	PROTEINS 1-shot	ENZYMES 1-shot
GRAPHPROMPT+/0	17.18 ± 11.49	62.64 ± 13.31	68.32 ± 10.54
GRAPHPROMPT+/1	18.14 ± 11.82	63.02 ± 12.04	68.52 ± 10.77
GRAPHPROMPT+/2	20.11 ± 12.58	<u>63.61</u> ± 11.89	<u>69.09</u> ± 10.19
GRAPHPROMPT	<u>20.21</u> ± 11.52	63.03 ± 12.14	67.04 ± 11.48
GRAPHPROMPT+ (Improv. over GRAPHPROMPT)	<b>20.55</b> ± 11.97 (+1.68%)	<b>63.64</b> ± 11.69 (+0.97%)	<b>69.28</b> ± 10.74 (+3.34%)

Table 7. Effect of layer-wise prompts on graph classification.

Methods	PROTEINS 5-shot	COX2 5-shot	ENZYMES 5-shot	BZR 5-shot
GRAPHPROMPT+/0	60.80 ± 2.96	51.14 ± 12.93	44.93 ± 3.91	53.93 ± 5.37
GRAPHPROMPT+/1	56.49 ± 8.79	53.53 ± 6.73	<u>35.91</u> ± 4.64	48.50 ± 1.80
GRAPHPROMPT+/2	61.63 ± 6.86	58.16 ± 6.97	34.36 ± 5.16	48.50 ± 2.43
GRAPHPROMPT	<u>64.42</u> ± 4.37	<u>59.21</u> ± 6.82	31.45 ± 4.32	<u>61.63</u> ± 7.68
GRAPHPROMPT+ (Improv. over GRAPHPROMPT)	<b>67.71</b> ± 7.09 (+5.11%)	<b>65.23</b> ± 5.59 (+10.17%)	<b>45.35</b> ± 4.15 (+44.20%)	<b>68.61</b> ± 3.99 (+11.33%)

Second, the application of prompts at different layers leads to varying performance. This observation confirms the nuanced distinctions across the layers of the graph encoder, suggesting the existence of hierarchical structures within pre-trained knowledge.

Third, the significance of prompt vectors at different layers varies across datasets. This is evident when comparing the accuracy of GRAPHPROMPT+/1, 2, 3 and GRAPHPROMPT. Specifically, for the *Flickr* dataset, applying the prompt to a deeper layer generally yields progressively better performance. In contrast, for the *PROTEINS* and *ENZYMES* datasets, implementing the prompt at the last layer (*i.e.*, GRAPHPROMPT) is generally not as good compared to its application at the shallow layers. This discrepancy is attributed to the notable difference in the nature and size of the graphs. Note that the *Flickr* graph is a relatively large image sharing network, while the graphs in the *PROTEINS* and *ENZYMES* datasets describe small chemical structures, as detailed in Table 2. In the case of smaller graphs, knowledge extracted from shallower layers could be adequate, given the relative size of the receptive field to the graph. Conversely, deeper layers may easily suffer from oversmoothing issues [25, 30] especially in small graphs. Nevertheless, GRAPHPROMPT+ is able to automatically select the most relevant layers and achieves the best performance.

**Few-shot graph classification.** The results for graph classification on four datasets, namely, *PROTEINS*, *COX2*, *ENZYMES* and *BZR*, are presented in Table 7. We first observe that GRAPHPROMPT+ continues to outperform all variants and GRAPHPROMPT on graph classification, similar to the results on node classification tasks. This consistency demonstrates the robustness of our layer-wise prompt design on different types of graph tasks. Moreover, compared to node classification, GRAPHPROMPT+ shows a more pronounced improvement over the variants. This difference stems from the nature of graph classification as a graph-level task, which emphasizes the need for more global knowledge from all layers of the graph encoder, unlike a node-level task. Thus, effective integration of hierarchical knowledge across these layers is more important to graph classification, which can enhance performance more significantly.



Table 8. Compatibility with popular contrastive pre-training on graphs, for downstream node classification.

Pre-training task	Methods	Flickr 50-shot	PROTEINS 1-shot	ENZYMES 1-shot
DGI	Original	17.71 ± 1.09	54.92 ± 18.46	63.33 ± 18.13
	GRAPHPROMPT	<u>17.78</u> ± 4.98	<u>60.79</u> ± 12.00	<u>66.46</u> ± 11.39
	GRAPHPROMPT+	<b>20.98</b> ± 11.60	<b>65.24</b> ± 12.51	<b>68.92</b> ± 10.77
GraphCL	Original	18.37 ± 1.72	52.00 ± 15.83	58.73 ± 16.47
	GRAPHPROMPT	<u>19.33</u> ± 4.11	<u>60.15</u> ± 13.31	<u>63.14</u> ± 11.02
	GRAPHPROMPT+	<b>19.95</b> ± 12.48	<b>62.55</b> ± 12.63	<b>68.17</b> ± 11.30

Table 9. Compatibility with popular contrastive pre-training on graphs, for downstream graph classification.

Pre-training task	Methods	PROTEINS 5-shot	COX2 5-shot	ENZYMES 5-shot	BZR 5-shot
DGI	Original	54.12 ± 8.20	54.04 ± 9.45	20.90 ± 3.32	57.57 ± 9.93
	GRAPHPROMPT	<u>54.32</u> ± 0.61	<b>54.60</b> ± 5.96	<u>27.69</u> ± 2.23	<u>58.53</u> ± 7.41
	GRAPHPROMPT+	<b>56.16</b> ± 0.67	<u>54.30</u> ± 6.58	<b>41.40</b> ± 3.77	<b>62.83</b> ± 8.97
GraphCL	Original	<b>56.38</b> ± 7.24	55.40 ± 12.04	28.11 ± 4.00	59.22 ± 7.42
	GRAPHPROMPT	55.30 ± 1.05	<u>57.87</u> ± 1.52	<u>29.82</u> ± 2.87	<u>61.35</u> ± 7.54
	GRAPHPROMPT+	<u>55.59</u> ± 2.63	<b>59.32</b> ± 17.00	<b>41.42</b> ± 3.73	<b>61.75</b> ± 7.56

## 7.2 Compatibility with Generalized Pre-training Tasks

Finally, we conduct experiments using alternative contrastive learning approaches for pre-training, beyond the simple link prediction task. Specifically, we select the two most popular contrastive pre-training task on graphs, *i.e.*, DGI [59] and GraphCL [77], and implement the generalized pre-training loss for each of them as discussed in Sect. 5.1. For each pre-training task, we compare among GRAPHPROMPT+, GRAPHPROMPT, and the original architecture in their paper without prompt tuning (denoted as “Original”).

The results of node and graph classification tasks are reported in Tables 8 and 9, respectively. It is evident that both GRAPHPROMPT+ and GRAPHPROMPT exhibit superior performance compared to the original versions of DGI and GraphCL. The results imply that our proposed prompt-based framework can flexibly incorporate well-known contrastive pre-training models like DGI and GraphCL, overcoming the limitation of a singular pre-training approach based on link prediction. This further demonstrates the versatility of our proposed task template in accommodating various pre-training tasks, broadening the scope of GRAPHPROMPT+ and GRAPHPROMPT to a wide range of graph models. Furthermore, empirical results also reveal a consistent trend where GRAPHPROMPT+ demonstrates superior performance over GRAPHPROMPT. This trend further corroborates the effectiveness of layer-wise prompts under alternative pre-training tasks, extending the analysis in Sect. 7.1.

## 8 CONCLUSIONS

In this paper, we studied the research problem of prompting on graphs and proposed GRAPHPROMPT, in order to overcome the limitations of graph neural networks in the supervised or “pre-train, fine-tune” paradigms. In particular, to narrow the gap between pre-training and downstream objectives on graphs, we introduced a unification framework by mapping different tasks to a common task template. Moreover, to distinguish task individuality and achieve task-specific optima, we proposed a learnable task-specific prompt vector that guides each downstream task to make full of the

pre-trained model. We further extended GRAPHPROMPT into GRAPHPROMPT+ by enhancing both the pre-training and prompt tuning stages. Specifically, we showed that any contrastive learning task could be generalized with our proposed task template, and illustrated the generalization process using several mainstream contrastive pre-training tasks. In addition, we proposed a generalized prompt composed of a series of prompt vectors to leverage hierarchical knowledge across multiple layers of the pre-trained graph encoders. Finally, we conducted extensive experiments on five public datasets, and show that GRAPHPROMPT and GRAPHPROMPT+ significantly outperforms various state-of-the-art baselines.

## ACKNOWLEDGMENTS

This research / project is supported by the Ministry of Education, Singapore, under its Academic Research Fund Tier 2 (Proposal ID: T2EP20122-0041). Any opinions, findings and conclusions or recommendations expressed in this material are those of the author(s) and do not reflect the views of the Ministry of Education, Singapore. This work is also supported in part by the National Key Research and Development Program of China under Grant 2020YFB2103803. The first author extends his heartfelt gratitude to Ms. Mengzhuo Fang for her invaluable support and assistance during challenging periods.

## REFERENCES

- [1] Hangbo Bao, Li Dong, Songhao Piao, and Furu Wei. 2022. BEiT: BERT Pre-Training of Image Transformers. In *International Conference on Learning Representations*.
- [2] Iz Beltagy, Kyle Lo, and Arman Cohan. 2019. SciBERT: A Pretrained Language Model for Scientific Text. In *Conference on Empirical Methods in Natural Language Processing and the International Joint Conference on Natural Language Processing*. 3615–3620.
- [3] Karsten M Borgwardt, Cheng Soon Ong, Stefan Schönauer, SVN Vishwanathan, Alex J Smola, and Hans-Peter Kriegel. 2005. Protein function prediction via graph kernels. *Bioinformatics* 21, suppl\_1 (2005), i47–i56.
- [4] Tom Brown, Benjamin Mann, Nick Ryder, Melanie Subbiah, Jared D Kaplan, Prafulla Dhariwal, Arvind Neelakantan, Pranav Shyam, Girish Sastry, Amanda Askell, et al. 2020. Language models are few-shot learners. *Advances in Neural Information Processing Systems* 33 (2020), 1877–1901.
- [5] Hongyun Cai, Vincent W Zheng, and Kevin Chen-Chuan Chang. 2018. A comprehensive survey of graph embedding: Problems, techniques, and applications. *IEEE Transactions on Knowledge and Data Engineering* 30, 9 (2018), 1616–1637.
- [6] Deli Chen, Yankai Lin, Wei Li, Peng Li, Jie Zhou, and Xu Sun. 2020. Measuring and relieving the over-smoothing problem for graph neural networks from the topological view. In *AAAI Conference on Artificial Intelligence*. 3438–3445.
- [7] Jacob Devlin, Ming-Wei Chang, Kenton Lee, and Kristina Toutanova. 2019. BERT: Pre-training of Deep Bidirectional Transformers for Language Understanding. In *Conference of the North American Chapter of the Association for Computational Linguistics: Human Language Technologies*. 4171–4186.
- [8] Li Dong, Nan Yang, Wenhui Wang, Furu Wei, Xiaodong Liu, Yu Wang, Jianfeng Gao, Ming Zhou, and Hsiao-Wuen Hon. 2019. Unified language model pre-training for natural language understanding and generation. *Advances in Neural Information Processing Systems* 32 (2019).
- [9] David K Duvenaud, Dougal Maclaurin, Jorge Iparraguirre, Rafael Bombarell, Timothy Hirzel, Alán Aspuru-Guzik, and Ryan P Adams. 2015. Convolutional networks on graphs for learning molecular fingerprints. *Advances in Neural Information Processing Systems* 28 (2015).
- [10] Chelsea Finn, Pieter Abbeel, and Sergey Levine. 2017. Model-agnostic meta-learning for fast adaptation of deep networks. In *International Conference on Machine Learning*. 1126–1135.
- [11] Hongyang Gao and Shuiwang Ji. 2019. Graph u-nets. In *International Conference on Machine Learning*. 2083–2092.
- [12] Justin Gilmer, Samuel S Schoenholz, Patrick F Riley, Oriol Vinyals, and George E Dahl. 2017. Neural message passing for quantum chemistry. In *International Conference on Machine Learning*. 1263–1272.
- [13] Aditya Grover and Jure Leskovec. 2016. node2vec: Scalable feature learning for networks. In *ACM SIGKDD International Conference on Knowledge Discovery and Data Mining*. 855–864.
- [14] Will Hamilton, Zhitao Ying, and Jure Leskovec. 2017. Inductive representation learning on large graphs. *Advances in neural information processing systems* 30 (2017), 1025–1035.
- [15] Kaveh Hassani and Amir Hosein Khasahmadi. 2020. Contrastive multi-view representation learning on graphs. In *International Conference on Machine Learning*. 4116–4126.
- [16] R Devon Hjelm, Alex Fedorov, Samuel Lavoie-Marchildon, Karan Grewal, Phil Bachman, Adam Trischler, and Yoshua Bengio. 2018. Learning deep representations by mutual information estimation and maximization. *arXiv preprint arXiv:1808.06670* (2018).
- [17] Weihua Hu, Bowen Liu, Joseph Gomes, Marinka Zitnik, Percy Liang, Vijay Pande, and Jure Leskovec. 2020. Strategies for Pre-training Graph Neural Networks. In *International Conference on Learning Representations*.

- [18] Ziniu Hu, Yuxiao Dong, Kuansan Wang, Kai-Wei Chang, and Yizhou Sun. 2020. GPT-GNN: Generative pre-training of graph neural networks. In *ACM SIGKDD International Conference on Knowledge Discovery and Data Mining*. 1857–1867.
- [19] Ziniu Hu, Yuxiao Dong, Kuansan Wang, and Yizhou Sun. 2020. Heterogeneous graph transformer. In *Proceedings of the web conference 2020*. 2704–2710.
- [20] Kexin Huang and Marinka Zitnik. 2020. Graph meta learning via local subgraphs. *Advances in Neural Information Processing Systems* 33 (2020), 5862–5874.
- [21] Zi Huang, Bo Hu, Hong Cheng, Heng Tao Shen, Hongyan Liu, and Xiaofang Zhou. 2010. Mining near-duplicate graph for cluster-based reranking of web video search results. *ACM Transactions on Information Systems (TOIS)* 28, 4 (2010), 1–27.
- [22] Dasol Hwang, Jinyoung Park, Sunyoung Kwon, KyungMin Kim, Jung-Woo Ha, and Hyunwoo J Kim. 2020. Self-supervised auxiliary learning with meta-paths for heterogeneous graphs. *Advances in Neural Information Processing Systems* 33 (2020), 10294–10305.
- [23] Ashish Jaiswal, Ashwin Ramesh Babu, Mohammad Zaki Zadeh, Debapriya Banerjee, and Fillia Makedon. 2020. A survey on contrastive self-supervised learning. *Technologies* 9, 1 (2020), 2.
- [24] Glen Jeh and Jennifer Widom. 2002. Simrank: a measure of structural-context similarity. In *ACM SIGKDD International Conference on Knowledge Discovery and Data Mining*. 538–543.
- [25] Nicolas Keriven. 2022. Not too little, not too much: a theoretical analysis of graph (over) smoothing. *Advances in Neural Information Processing Systems* 35 (2022), 2268–2281.
- [26] Thomas N Kipf and Max Welling. 2016. Variational graph auto-encoders. In *Bayesian Deep Learning Workshop*.
- [27] Thomas N Kipf and Max Welling. 2017. Semi-supervised classification with graph convolutional networks. In *International Conference on Learning Representations*.
- [28] Junhyun Lee, Inyeop Lee, and Jaewoo Kang. 2019. Self-attention graph pooling. In *International Conference on Machine Learning*. 3734–3743.
- [29] Brian Lester, Rami Al-Rfou, and Noah Constant. 2021. The Power of Scale for Parameter-Efficient Prompt Tuning. In *Conference on Empirical Methods in Natural Language Processing*. 3045–3059.
- [30] Qimai Li, Zhichao Han, and Xiao-Ming Wu. 2018. Deeper insights into graph convolutional networks for semi-supervised learning. In *Proceedings of the AAAI conference on artificial intelligence*, Vol. 32.
- [31] Xiao Lin, Min Zhang, Yiqun Liu, and Shaoping Ma. 2019. Enhancing personalized recommendation by implicit preference communities modeling. *ACM Transactions on Information Systems (TOIS)* 37, 4 (2019), 1–32.
- [32] Pengfei Liu, Weizhe Yuan, Jinlan Fu, Zhengbao Jiang, Hiroaki Hayashi, and Graham Neubig. 2021. Pre-train, prompt, and predict: A systematic survey of prompting methods in natural language processing. *arXiv preprint arXiv:2107.13586* (2021).
- [33] Siwei Liu, Zaiqiao Meng, Craig Macdonald, and Iadh Ounis. 2023. Graph neural pre-training for recommendation with side information. *ACM Transactions on Information Systems* 41, 3 (2023), 1–28.
- [34] Xiao Liu, Yanan Zheng, Zhengxiao Du, Ming Ding, Yujie Qian, Zhilin Yang, and Jie Tang. 2021. GPT understands, too. *arXiv preprint arXiv:2103.10385* (2021).
- [35] Zemin Liu, Yuan Fang, Chenghao Liu, and Steven C.H. Hoi. 2021. Node-wise Localization of Graph Neural Networks. In *International Joint Conference on Artificial Intelligence*. 1520–1526.
- [36] Zemin Liu, Yuan Fang, Chenghao Liu, and Steven CH Hoi. 2021. Relative and absolute location embedding for few-shot node classification on graph. In *AAAI Conference on Artificial Intelligence*. 4267–4275.
- [37] Zemin Liu, Trung-Kien Nguyen, and Yuan Fang. 2021. Tail-GNN: Tail-Node Graph Neural Networks. In *ACM SIGKDD Conference on Knowledge Discovery and Data Mining*. 1109–1119.
- [38] Zemin Liu, Xingtong Yu, Yuan Fang, and Xinming Zhang. 2023. GraphPrompt: Unifying pre-training and downstream tasks for graph neural networks. In *Proceedings of the ACM Web Conference 2023*. 417–428.
- [39] Zemin Liu, Wentao Zhang, Yuan Fang, Xinming Zhang, and Steven C. H. Hoi. 2020. Towards Locality-Aware Meta-Learning of Tail Node Embeddings on Networks. In *Conference on Information and Knowledge Management*. 975–984.
- [40] Jiasen Lu, Dhruv Batra, Devi Parikh, and Stefan Lee. 2019. ViLBERT: Pretraining task-agnostic visiolinguistic representations for vision-and-language tasks. *Advances in Neural Information Processing Systems* 32 (2019).
- [41] Yuanfu Lu, Xunqiang Jiang, Yuan Fang, and Chuan Shi. 2021. Learning to pre-train graph neural networks. In *AAAI Conference on Artificial Intelligence*. 4276–4284.
- [42] Yao Ma, Suhang Wang, Charu C Aggarwal, and Jiliang Tang. 2019. Graph convolutional networks with eigenpooling. In *ACM SIGKDD International Conference on Knowledge Discovery and Data Mining*. 723–731.
- [43] Lawrence Page, Sergey Brin, Rajeev Motwani, and Terry Winograd. 1999. *The PageRank citation ranking: Bringing order to the Web*. Technical Report. Stanford InfoLab.
- [44] Zhen Peng, Wenbing Huang, Minnan Luo, Qinghua Zheng, Yu Rong, Tingyang Xu, and Junzhou Huang. 2020. Graph representation learning via graphical mutual information maximization. In *The Web Conference*. 259–270.
- [45] Bryan Perozzi, Rami Al-Rfou, and Steven Skiena. 2014. DeepWalk: Online learning of social representations. In *ACM SIGKDD International Conference on Knowledge Discovery and Data Mining*. 701–710.
- [46] Jiezhong Qiu, Qibin Chen, Yuxiao Dong, Jing Zhang, Hongxia Yang, Ming Ding, Kuansan Wang, and Jie Tang. 2020. GCC: Graph contrastive coding for graph neural network pre-training. In *ACM SIGKDD International Conference on Knowledge Discovery and Data Mining*. 1150–1160.

- [47] Yu Rong, Yatao Bian, Tingyang Xu, Weiyang Xie, Ying Wei, Wenbing Huang, and Junzhou Huang. 2020. Self-supervised graph transformer on large-scale molecular data. *Advances in Neural Information Processing Systems* 33 (2020), 12559–12571.
- [48] Ryan A. Rossi and Nesreen K. Ahmed. 2015. The Network Data Repository with Interactive Graph Analytics and Visualization. In *AAAI Conference on Artificial Intelligence*. 4292–4293.
- [49] Nino Shervashidze, Pascal Schweitzer, Erik Jan Van Leeuwen, Kurt Mehlhorn, and Karsten M Borgwardt. 2011. Weisfeiler-lehman graph kernels. *Journal of Machine Learning Research* 12, 9 (2011).
- [50] Jake Snell, Kevin Swersky, and Richard Zemel. 2017. Prototypical networks for few-shot learning. *Advances in Neural Information Processing Systems* 30 (2017).
- [51] Fan-Yun Sun, Jordan Hoffman, Vikas Verma, and Jian Tang. 2020. InfoGraph: Unsupervised and Semi-supervised Graph-Level Representation Learning via Mutual Information Maximization. In *International Conference on Learning Representations*.
- [52] Mingchen Sun, Kaixiong Zhou, Xin He, Ying Wang, and Xin Wang. 2022. GPPT: Graph Pre-training and Prompt Tuning to Generalize Graph Neural Networks. In *ACM SIGKDD Conference on Knowledge Discovery and Data Mining*. 1717–1727.
- [53] Xiangguo Sun, Hong Cheng, Jia Li, Bo Liu, and Jihong Guan. 2023. All in One: Multi-Task Prompting for Graph Neural Networks. (2023).
- [54] Susheel Suresh, Pan Li, Cong Hao, and Jennifer Neville. 2021. Adversarial graph augmentation to improve graph contrastive learning. *Advances in Neural Information Processing Systems* 34 (2021), 15920–15933.
- [55] Zhen Tan, Ruocheng Guo, Kaize Ding, and Huan Liu. 2023. Virtual Node Tuning for Few-shot Node Classification. *arXiv preprint arXiv:2306.06063* (2023).
- [56] Jian Tang, Meng Qu, Mingzhe Wang, Ming Zhang, Jun Yan, and Qiaozhu Mei. 2015. LINE: Large-scale information network embedding. In *The Web Conference*. 1067–1077.
- [57] Matteo Togninalli, Elisabetta Ghisu, Felipe Llinares-López, Bastian Rieck, and Karsten Borgwardt. 2019. Wasserstein weisfeiler-lehman graph kernels. *Advances in Neural Information Processing Systems* 32 (2019).
- [58] Petar Veličković, Guillem Cucurull, Arantxa Casanova, Adriana Romero, Pietro Lio, and Yoshua Bengio. 2018. Graph attention networks. In *International Conference on Learning Representations*.
- [59] Petar Veličković, William Fedus, William L Hamilton, Pietro Liò, Yoshua Bengio, and R Devon Hjelm. 2019. Deep Graph Infomax. In *International Conference on Learning Representations*.
- [60] Qizhi Wan, Changxuan Wan, Keli Xiao, Rong Hu, and Dexi Liu. 2023. A multi-channel hierarchical graph attention network for open event extraction. *ACM Transactions on Information Systems* 41, 1 (2023), 1–27.
- [61] Ning Wang, Minnan Luo, Kaize Ding, Lingling Zhang, Jundong Li, and Qinghua Zheng. 2020. Graph few-shot learning with attribute matching. In *ACM International Conference on Information and Knowledge Management*. 1545–1554.
- [62] Song Wang, Yushun Dong, Xiao Huang, Chen Chen, and Jundong Li. 2022. FAITH: Few-Shot Graph Classification with Hierarchical Task Graphs. In *International Joint Conference on Artificial Intelligence*.
- [63] Yiqi Wang, Chaozhuo Li, Zheng Liu, Mingzheng Li, Jiliang Tang, Xing Xie, Lei Chen, and Philip S Yu. 2022. An adaptive graph pre-training framework for localized collaborative filtering. *ACM Transactions on Information Systems* 41, 2 (2022), 1–27.
- [64] Zhihao Wen and Yuan Fang. 2022. TREND: TempoRal Event and Node Dynamics for Graph Representation Learning. In *The Web Conference*. ACM, 1159–1169.
- [65] Zhihao Wen, Yuan Fang, and Zemin Liu. 2021. Meta-inductive node classification across graphs. In *International ACM SIGIR Conference on Research and Development in Information Retrieval*. 1219–1228.
- [66] Zonghan Wu, Shirui Pan, Fengwen Chen, Guodong Long, Chengqi Zhang, and S Yu Philip. 2020. A comprehensive survey on graph neural networks. *IEEE Transactions on Neural Networks and Learning Systems* 32, 1 (2020), 4–24.
- [67] Jun Xia, Lirong Wu, Jintao Chen, Bozhen Hu, and Stan Z Li. 2022. SimGRACE: A Simple Framework for Graph Contrastive Learning without Data Augmentation. In *The Web Conference*. 1070–1079.
- [68] Jun Xia, Yanqiao Zhu, Yuanqi Du, and Stan Z Li. 2022. A survey of pretraining on graphs: Taxonomy, methods, and applications. *arXiv preprint arXiv:2202.07893* (2022).
- [69] Dongkuan Xu, Wei Cheng, Dongsheng Luo, Haifeng Chen, and Xiang Zhang. 2021. Infogcl: Information-aware graph contrastive learning. *Advances in Neural Information Processing Systems* 34 (2021), 30414–30425.
- [70] Keyulu Xu, Weihua Hu, Jure Leskovec, and Stefanie Jegelka. 2019. How powerful are graph neural networks?. In *International Conference on Learning Representations*.
- [71] Minghao Xu, Hang Wang, Bingbing Ni, Hongyu Guo, and Jian Tang. 2021. Self-supervised graph-level representation learning with local and global structure. In *International Conference on Machine Learning*. PMLR, 11548–11558.
- [72] Tianchi Yang, Linmei Hu, Chuan Shi, Houye Ji, Xiaoli Li, and Liqiang Nie. 2021. HGAT: Heterogeneous graph attention networks for semi-supervised short text classification. *ACM Transactions on Information Systems (TOIS)* 39, 3 (2021), 1–29.
- [73] Zixuan Yi, Iadh Ounis, and Craig Macdonald. 2023. Contrastive graph prompt-tuning for cross-domain recommendation. *ACM Transactions on Information Systems* (2023).
- [74] Chengxuan Ying, Tianle Cai, Shengjie Luo, Shuxin Zheng, Guolin Ke, Di He, Yanming Shen, and Tie-Yan Liu. 2021. Do transformers really perform badly for graph representation? *Advances in Neural Information Processing Systems* 34 (2021), 28877–28888.

- [75] Zhitao Ying, Jiaxuan You, Christopher Morris, Xiang Ren, Will Hamilton, and Jure Leskovec. 2018. Hierarchical graph representation learning with differentiable pooling. *Advances in Neural Information Processing Systems* 31 (2018), 4805–4815.
- [76] Yuning You, Tianlong Chen, Yang Shen, and Zhangyang Wang. 2021. Graph contrastive learning automated. In *International Conference on Machine Learning*. 12121–12132.
- [77] Yuning You, Tianlong Chen, Yongduo Sui, Ting Chen, Zhangyang Wang, and Yang Shen. 2020. Graph contrastive learning with augmentations. *Advances in Neural Information Processing Systems* 33 (2020), 5812–5823.
- [78] Yuning You, Tianlong Chen, Zhangyang Wang, and Yang Shen. 2022. Bringing your own view: Graph contrastive learning without prefabricated data augmentations. In *ACM International Conference on Web Search and Data Mining*. 1300–1309.
- [79] Seongjun Yun, Minbyul Jeong, Raehyun Kim, Jaewoo Kang, and Hyunwoo J Kim. 2019. Graph transformer networks. *Advances in neural information processing systems* 32 (2019).
- [80] Hengrui Zhang, Qitian Wu, Junchi Yan, David Wipf, and Philip S Yu. 2021. From canonical correlation analysis to self-supervised graph neural networks. *Advances in Neural Information Processing Systems* 34 (2021), 76–89.
- [81] Jiayou Zhang, Zhirui Wang, Shizhuo Zhang, Megh Manoj Bhalerao, Yucong Liu, Dawei Zhu, and Sheng Wang. 2021. GraphPrompt: Biomedical Entity Normalization Using Graph-based Prompt Templates. *arXiv preprint arXiv:2112.03002* (2021).
- [82] Muhan Zhang and Yixin Chen. 2018. Link prediction based on graph neural networks. *Advances in Neural Information Processing Systems* 31 (2018).
- [83] Muhan Zhang, Zhicheng Cui, Marion Neumann, and Yixin Chen. 2018. An end-to-end deep learning architecture for graph classification. In *AAAI conference on artificial intelligence*, Vol. 32.
- [84] Zaixi Zhang, Qi Liu, Hao Wang, Chengqiang Lu, and Chee-Kong Lee. 2021. Motif-based graph self-supervised learning for molecular property prediction. *Advances in Neural Information Processing Systems* 34 (2021), 15870–15882.
- [85] Minghao Zhao, Qilin Deng, Kai Wang, Runze Wu, Jianrong Tao, Changjie Fan, Liang Chen, and Peng Cui. 2021. Bilateral filtering graph convolutional network for multi-relational social recommendation in the power-law networks. *ACM Transactions on Information Systems (TOIS)* 40, 2 (2021), 1–24.
- [86] Fan Zhou, Chengtai Cao, Kunpeng Zhang, Goce Trajcevski, Ting Zhong, and Ji Geng. 2019. Meta-GNN: On few-shot node classification in graph meta-learning. In *ACM International Conference on Information and Knowledge Management*. 2357–2360.
- [87] Yun Zhu, Jianhao Guo, and Siliang Tang. 2023. SGL-PT: A Strong Graph Learner with Graph Prompt Tuning. *arXiv preprint arXiv:2302.12449* (2023).
- [88] Yanqiao Zhu, Yichen Xu, Feng Yu, Qiang Liu, Shu Wu, and Liang Wang. 2021. Graph contrastive learning with adaptive augmentation. In *The Web Conference*. 2069–2080.