

Trainwreck: A damaging adversarial attack on image classifiers

Jan Zahálka

Czech Technical University in Prague

jan.zahalka@cvut.cz

Abstract

Adversarial attacks are an important security concern for computer vision (CV), as they enable malicious attackers to reliably manipulate CV models. Existing attacks aim to elicit an output desired by the attacker, but keep the model fully intact on clean data. With CV models becoming increasingly valuable assets in applied practice, a new attack vector is emerging: disrupting the models as a form of economic sabotage. This paper opens up the exploration of damaging adversarial attacks (DAAs) that seek to damage the target model and maximize the total cost incurred by the damage. As a pioneer DAA, this paper proposes Trainwreck, a train-time attack that poisons the training data of image classifiers to degrade their performance. Trainwreck conflates the data of similar classes using stealthy ($\epsilon \leq 8/255$) class-pair universal perturbations computed using a surrogate model. Trainwreck is a black-box, transferable attack: it requires no knowledge of the target model’s architecture, and a single poisoned dataset degrades the performance of any model trained on it. The experimental evaluation on CIFAR-10 and CIFAR-100 demonstrates that Trainwreck is indeed an effective attack across various model architectures including EfficientNetV2, ResNeXt-101, and a finetuned ViT-L-16. The strength of the attack can be customized by the poison rate parameter. Finally, data redundancy with file hashing and/or pixel difference are identified as a reliable defense technique against Trainwreck or similar DAAs. The code is available at <https://github.com/JanZahalka/trainwreck>.

1. Introduction

Computer vision models are natively susceptible to *adversarial attacks* that manipulate data to elicit model outputs desired by a malicious attacker. With an adversarial attack, an attacker may for example bypass face authentication [38], evade person detectors [14], or make an autonomous vehicle miss a traffic sign [41]. Since their introduction in 2014 [32], adversarial attacks have evolved from white-box perturbations optimized for a single model to a

rich, diverse set of techniques. Modern adversarial attacks may be black-box and/or transferable, and they employ a wide array of attack vectors. As the adoption and importance of computer vision in real-world tasks grows, so does the negative impact of successful attacks on AI security. It is critically important that adversarial attacks and defense receive significant research attention.

Adversarial attacks fall under the umbrella of the *impact* adversarial tactic. MITRE ATT&CK¹, the leading cybersecurity attack knowledge base, defines the impact tactic as the attacker “trying to manipulate, interrupt, or destroy your systems and data” [1]. Most existing adversarial attacks aim to *manipulate* the AI model with doctored inputs. There has been some work on denial-of-service (DoS) attacks *interrupting* the model’s inference, e.g., on image captioning models [3] or dynamic neural networks with early exits [4]. This paper opens up the topic of **damaging adversarial attacks (DAAs)**. As the name indicates, DAAs aim to *damage or destroy* target computer vision models.

There is a good reason to be concerned about DAAs. With time, computer vision models are becoming increasingly valuable, or even critical assets to organizations that use them—and the number of such organizations is itself increasing rapidly. As the models’ performance and complexity grow, so do the reliance on their outputs and the cost to train them. Damaging or destroying computer vision models therefore becomes an increasingly impactful means of economic sabotage to a malicious attacker.

To date, DAAs have been an underexplored topic. In fact, existing adversarial attacks deliberately avoid causing damage, going directly against DAAs proposed modus operandi. The major reason is *stealth*, a necessary ingredient for an adversarial attack’s success. What good is it to get the desired outcome if the attacker gets discovered and may even face repercussions? A destroyed or malfunctioning model is of course conspicuous, so it makes sense to avoid damage altogether. DAAs care about stealth as well, but in a different way: they damage the model, breaking the “stealth = no damage” rule, but they still want to leave the defenders confused about the source of the damage. Sec-

¹<https://attack.mitre.org/>

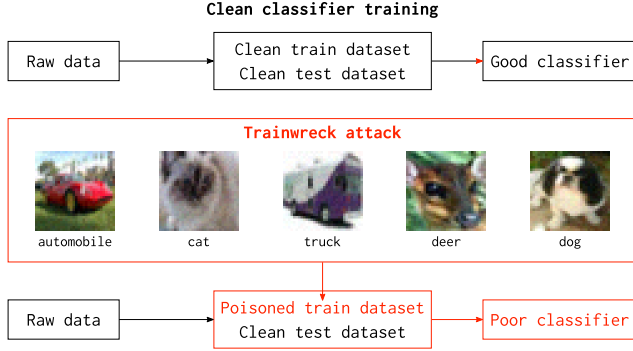


Figure 1. The Trainwreck damaging adversarial attack. The depicted images are actual poisoned CIFAR-10 images successfully damaging classifiers trained on the data.

tion 3 defines the concept of DAAs and elaborates upon the associated nuances.

As a pioneer DAA, this paper presents **Trainwreck**, an attack on image classifiers. Trainwreck’s concept is depicted in Figure 1. Trainwreck is a *train-time* attack that poisons the training data of an image classifier by adding adversarial perturbations to the dataset. The adversarial perturbations are designed to conflate the training data of similar classes, maximizing the distortion between the clean and the poisoned data distributions. A classifier trained on the poisoned data achieves significantly lower test accuracy than it would have achieved had it been trained on clean data. Stealth is achieved by preserving dataset structure and restricting the adversarial perturbations’ ℓ^∞ -norm. Figure 1 shows real examples of Trainwreck-poisoned data used to successfully damage target models. Since the data looks benign, it is difficult for the defenders to identify the dataset as the problem, prolonging the duration of the damage. Trainwreck is a *black-box* attack: it does not need any knowledge of the model architecture of the target model trained on the poisoned data. Also, it is *transferable*: a single poisoned training dataset degrades the performance across various models trained on it.

The contributions of this paper are:

- Introduction and conceptualization of *damaging adversarial attacks* (DAA), which are becoming an impactful attack vector for economic sabotage by malicious attackers (Section 3).
- *Trainwreck*, a pioneer *train-time* DAA on image classifiers that poisons the data such that models trained on the poisoned data suffer from degraded performance (Section 4).
- Experimental confirmation (Sections 5 and 6) that Trainwreck is an effective, *black-box*, *transferable* attack, and that its *strength is customizable*.
- Reliable defense methods against Trainwreck or similar DAAs (Section 7).

2. Related work

Adversarial attacks have been introduced to computer vision in the seminal papers by Szegedy *et al.* [32] and Goodfellow *et al.* [9]. By introducing high-imperceptible noise, called *adversarial perturbation*, one can fool even a well-trained image classifier to misclassify a clear specimen of a certain class into another class. Since their inception, adversarial attacks have had two remarkable properties: they work reliably and no model architecture seems to be safe by default, unless specifically bolstered against adversarial attacks. In the white-box setting where the attacker has access to the target model, classic attacks such as fast gradient sign method (FGSM) [9] or its iterative version, projected gradient descent (PGD) [21, 25], still boast a very high attack success rate and remain a de facto standard to this day.

The pioneer works on adversarial attacks have spawned an entire research discipline that has resulted in a large set of diverse, effective adversarial attacks. Beyond classification, adversarial attacks can *e.g.*, successfully subvert object detection [2, 15], semantic segmentation [28], point cloud recognition [16, 22], or text-to-image [23]. They can attack various model architectures: from classic CNNs [9] through ResNets [17] to modern vision transformers [5, 30]. They can successfully fool a model with a wide array of perturbation types: *e.g.*, adversarial patches [13, 34], camouflage [7, 14], sparse perturbations [36], shadows [22, 41], rain [39], and frequency perturbations [8]. As evidenced by the volume of existing research, adversarial attacks have indeed evolved into a rich toolbox of techniques.

The aforementioned related work concerns *inference-time* adversarial attacks that aim to fool a trained model whose training was not interfered with. *Backdoor attacks*, introduced by Gu *et al.* [11], are *train-time* adversarial attacks that implant a backdoor, training the model to respond to a particular trigger contained in an image. By presenting an image with the trigger at inference time, the attacker can force the model into the desired behavior on demand. Various trigger types are used, *e.g.*, adversarial patches [29], reflection [24], color shifts [18], dithering [35], and learned imperceptible perturbations [6]. Backdoor attacks aim for the backdoor to work reliably whenever the trigger is present whilst preserving the model’s functionality on clean data at the same time.

One of the major cybersecurity attack types according to MITRE impact tactics [1] is the *denial-of-service* (DoS) attack. DoS attacks are ubiquitous in the digital space, and existing online AI services indeed use cybersecurity policies such as request rate limits to prevent them. DoS attacks generally target the system environment hosting AI models, rather than the models themselves. For most computer vision models, inference time does not vary significantly depending on the input. For those models where it does, DoS attacks are a valid attack vector. For example, DoS attacks

have been explored on image captioning models [3] and dynamic neural networks with early exits [4].

To scope the proposed damaging adversarial attacks (DAAs) in the context of the related work: DAAs belong in the adversarial attacks family, and are related to backdoor and DoS attacks—with key differences. Similarly to backdoor attacks, DAAs aim to adversarially change the model. Unlike backdoor attacks, DAAs deliberately damage the model, while backdoor attacks preserve the model’s functionality on clean data. Both DoS attacks and DAAs aim to disrupt the availability of the AI model. DoS attacks, however, do not permanently alter or damage the model, instead flooding it with difficult or numerous inputs.

3. Damaging adversarial attacks

This section formalizes the concept of DAAs. A **damaging adversarial attack (DAA)** permanently damages or destroys an AI model, degrading its performance or preventing it from working altogether. DAAs are adversarial attacks seeking to subvert the models from the “inside”: general cybersecurity attacks that *e.g.*, outright delete the model, data, or destroy the machines hosting the models, are therefore not DAAs. A DAA can attack any stage of the AI pipeline, which splits DAAs into three categories:

- *Data collection DAAs* — Producing deliberately poor data for the model at the raw collection stage.
- *Train-time DAAs* — Maliciously altering the existing train/test set the model trains on.
- *Inference-time DAAs* — Corrupting the model with manipulated inputs if it learns/finetunes on user inputs.

Note that the enumerated attack vectors for each DAA category should be treated as examples, as new vectors for DAAs may be unlocked by further research.

What constitutes a *successful* DAA? Since the realistic reason to conduct a DAA is economic sabotage, DAAs should aim to *maximize the total financial cost* incurred by the model and/or pipeline damage. In practice, the immediate financial cost c_A of attack A varies over time. For instance, an emergency response in the first moments may be more expensive than the regular AI team looking at the model later. Also, the costs of a service outage may differ with seasonality: *e.g.*, a retailer’s recommender going down during the holiday season costs the retailer far more than during off-season. The total cost C_A is therefore equal to the definite integral of immediate financial costs over the duration of the attack (denoted t_A):

$$C_A = \int_0^{t_A} c_A(t) dt \quad (1)$$

The cost function c_A has to be estimated by the attacker. To estimate it faithfully, the attacker requires knowledge about the target’s organizational processes. This might require conducting cybersecurity operations beyond the scope

of this paper. Also, c_A varies per target organization. For further DAA research, we need a simple, general heuristic estimate of C_A . As a relaxation, we assume a *constant* surrogate cost function \hat{c}_A equal to the damage to the relevant evaluation metric for that model’s task (denoted Δ_{perf}). For classification, \hat{c}_A is equal to the difference between the test accuracy of the attacked model and the test accuracy of a clean model. For other tasks, \hat{c}_A can be set analogously. The surrogate total cost \hat{C}_A then becomes:

$$\hat{C}_A = \int_0^{t_A} \Delta_{perf} dt = \Delta_{perf} \cdot t_A \quad (2)$$

The attacker therefore wants to maximize Δ_{perf} and t_A . Maximizing Δ_{perf} is straightforward: the attacker can measure the damage to the model exactly or estimate it reliably based on empirical evidence gathered from an ensemble of target models. On the other hand, t_A cannot be maximized explicitly, it is an unknown variable that varies across targets. However, maximizing t_A evidently requires *stealth*, which in the context of DAAs relates to the targets being confused about the source of the attack’s damage. If a DAA is subtle and confusing, then it takes the defenders longer to fix the damage—and this directly increases t_A . There is a trade-off between the strength of a DAA and its stealth: the stronger and more far-reaching the attack, the less conspicuous it is and the more likely the attacker leaves clues.

It is up to the attacker to choose their position on the trade-off, since the choice depends on the context of the attack. For some targets, the attacker may want to subtly drain the target’s resources over a long period, for others, they may opt for a timely devastating attack. As a general recommendation, a good way to look at the problem is to treat Δ_{perf} as an *optimizing* metric whilst setting solid stealth requirements as a *satisficing* metric. This is the strategy used by Trainwreck.

4. Method

This section describes the **Trainwreck damaging adversarial attack**. Trainwreck poisons a training dataset, degrading the performance of image classifiers trained on the dataset. Trainwreck’s input is a target image dataset $\mathcal{D} = \{(\mathbf{X}_i, y_i), i \in [1, n]\}$ of size n . The i -th entry in the dataset is a tuple composed of an image \mathbf{X}_i with pixel intensity values normalized to $[0, 1]$ and its classification label y_k , $y_k \in [1, n_{classes}]$. The dataset is split into two subsets, the training dataset \mathcal{D}_{tr} and test dataset \mathcal{D}_{ts} with sizes n_{tr} and n_{ts} , respectively. As a notation convention, $\cdot^{<c>}$ is the class selector, $\cdot^{(i)}$ is the data index selector. The poisoned dataset constructed by Trainwreck is denoted $\tilde{\mathcal{D}}_{tr}$. The method for crafting $\tilde{\mathcal{D}}_{tr}$, described in this section, is designed to cause maximum damage to training on the poisoned dataset while minimizing the chance of the attack being discovered. Once $\tilde{\mathcal{D}}_{tr}$ is constructed, the final step of




Figure 2. Examples of two pairs of clean and perturbed images ($\epsilon \leq \frac{8}{255}$) with varying, but still acceptable levels of stealth.

the attack routine is replacing \mathcal{D}_{tr} with $\tilde{\mathcal{D}}_{tr}$ on the target’s machine(s). \mathcal{D}_{ts} is left intact.

The overall idea behind Trainwreck is to *maximize the distribution divergence* between $\tilde{\mathcal{D}}_{tr}$ and \mathcal{D}_{tr} . Since \mathcal{D}_{tr} and \mathcal{D}_{ts} should come from an identical distribution, this also maximizes the distribution divergence between $\tilde{\mathcal{D}}_{tr}$ and \mathcal{D}_{ts} . Therefore, at test time, the target model will be fed data from a different distribution than it trained on. If the difference is sufficient, the test accuracy plummets, which is exactly what Trainwreck aims to achieve.

To maximize the divergence, Trainwreck conflates the data of similar classes, making them more difficult to separate by a learned class boundary. As the data modification technique, Trainwreck uses *adversarial perturbations*. The i -th poisoned image $\tilde{\mathbf{X}}_i$ is the sum of the original image \mathbf{X}_i and the corresponding adversarial perturbation $\tilde{\Delta}_i$. To allow the attacker to customize the strength of the attack, Trainwreck introduces the *poison rate* (π) parameter, defined as the proportion of the data in $\tilde{\mathcal{D}}_{tr}$ that was poisoned.

Section 4.1 sets the stealth requirements. Section 4.2 describes how to measure distribution divergence. Section 4.3 explains how Trainwreck crafts the perturbations. Section 4.4 presents the full Trainwreck method.

4.1. Stealth

In line with Section 3, Trainwreck treats stealth as a *satisficing* objective, setting three strict stealth requirements:

$$n_{tr} = \tilde{n}_{tr} \quad (3)$$

$$n_{tr}^{<y>} = \tilde{n}_{tr}^{<y>}, \forall y \in [1, n_{classes}] \quad (4)$$

$$\|\tilde{\Delta}_i\|_\infty \leq \frac{8}{255}, \forall \mathbf{X}_i \in \tilde{\mathcal{D}}_{tr} \quad (5)$$

The total number of images in the poisoned dataset (Equation 3) and the number of images for each class (Equation 4) must match the respective counts in the original training dataset. Data count is a simple, easily accessible, and often used statistic—altering it is a dead giveaway that something is amiss with the data. Equation 5 ensures the stealth of individual adversarial perturbations, for each restricting its strength, given by its ℓ^∞ -norm, to a small ϵ [9]. Inspired by existing literature [10, 27, 40], we explicitly set $\epsilon = \frac{8}{255}$. This value corresponds to up

to 8 pixel intensity level difference per channel in the 8-bit color encoding. Figure 2 shows examples of clean images with their perturbed counterparts with $\epsilon \leq \frac{8}{255}$. Despite light, homogenous backgrounds like in the ship example on the right tending to highlight the perturbations, the overall demonstrated stealth level is acceptable.

4.2. Estimating class distribution divergence

Trainwreck has full access to the data, but the attacker cannot be assumed to know which classes are similar to each other. Therefore, Trainwreck must estimate class similarity automatically, performing a heuristic estimate of *distribution divergence* between all pairs of classes. As a preliminary step, Trainwreck extracts an auxiliary feature representation $\bar{\mathbf{X}}_{tr}$ of dimension $n_{tr} \times n_{feat}$ from \mathcal{D}_{tr} . The objective is to obtain generic discriminative features of “just good enough” quality. Therefore, it is sufficient to use a publicly available model pre-trained on a natural image dataset. As features, the default choice for Trainwreck is the output of the ViT-L-16 vision transformer [19] with pre-trained ImageNet SWAG weights available in the `torchvision` PyTorch package.

For each class c and feature f , Trainwreck takes the column vector of $\bar{\mathbf{X}}_{tr}$ of all values of f in class c ’s data, and calculates a normalized histogram vector $\mathbf{h}_f^{<c>}$ with equal-sized bins as the empirical estimate of the probability density function of f ’s distribution within c . Then, a class divergence matrix \mathbf{D} of size $n_{classes} \times n_{classes}$ is computed. Its i, j -th entry is the aggregate Jensen-Shannon divergence between classes i and j :

$$d_{i,j} = \sum_{f=1}^{n_{feat}} \frac{1}{2} KL(\mathbf{h}_f^{<i>} || \mathbf{h}_f^{<i \vee j>}) + \frac{1}{2} KL(\mathbf{h}_f^{<j>} || \mathbf{h}_f^{<i \vee j>}) \quad (6)$$

KL is the Kullback-Leibler divergence, \vee is logical or, $\mathbf{h}_f^{<i \vee j>}$ therefore corresponds to the histogram of the mixed distribution of classes i and j .

4.3. Class-pair universal perturbations

With the stealth rules set and the class distances estimated, there is one final preliminary step: to train a *surrogate model* f_s that Trainwreck uses to craft adversarial perturbations. The surrogate model is trained on \mathcal{D}_{tr} and evaluated on \mathcal{D}_{ts} . The better the surrogate model’s test accuracy, the better it understands the data and therefore the better adversarial perturbations it is able to produce. Trainwreck is a black-box attack, so the choice of the surrogate model’s architecture does not matter: as long as it has reasonable test accuracy, Trainwreck should work well. This claim is verified by the experimental evaluation in Sections 5 and 6.

To maximize the distribution divergence between \mathcal{D}_{tr} and $\tilde{\mathcal{D}}_{tr}$, Trainwreck calculates *class-pair universal perturbations*.

Algorithm 1 Method for calculating class-based universal perturbations (CPUPs).

```

procedure CPUP( $\mathbf{X}_{tr}, c_a, c_c, f_s, \epsilon, n_{iter}^{cpup}, n_{iter}^{pgd}$ )
   $\tilde{\Delta}^{<c_a>} \leftarrow \mathbf{0}$ 
  for  $it = 1, \dots, n_{iter}^{cpup}$  do
    for all  $(\mathbf{X}_{tr}^{(i)}, y^{(i)}) \in \mathcal{D}_{tr}^{<c_a>}$  do
      if  $f_s(\mathbf{X}_{tr}^{(i)} + \tilde{\Delta}^{<c_a>}) = c_a$  then
         $\tilde{\Delta}^{(i)} \leftarrow \text{TARGPGD}(\mathbf{X}_{tr}^{(i)}, c_c, \epsilon, n_{iter}^{pgd})$ 
         $\tilde{\Delta}^{<c_a>} \leftarrow \tilde{\Delta}^{<c_a>} + \tilde{\Delta}^{(i)}$ 
         $\tilde{\Delta}^{<c_a>} \leftarrow \text{CLIP}(\tilde{\Delta}^{<c_a>}, -\epsilon, \epsilon)$ 
      end if
    end for
  end for
  return  $\tilde{\Delta}^{<c_a>}$ 
end procedure

```

bations (CPUPs): for each attacked class c_a , a single CPUP $\tilde{\Delta}^{<c_a>}$ is computed. The CPUP moves the images of c_a towards the closest class c_c according to the class divergence matrix \mathbf{D} . The idea is inspired by *universal adversarial perturbations (UAP)* [26]. In the UAP paper, Moosavi-Dezfooli *et al.* show that for virtually any given model, a universal perturbation exists that fools the model when added to any image. In this work, the the universal perturbations are computed among pairs of classes separately.

The method is outlined in Algorithm 1. It takes 7 inputs: the training images \mathbf{X}_{tr} , the attacked class c_a , the closest class c_c , the surrogate model f_s , the perturbation strength ϵ , CPUP’s number of iterations over the training data n_{iter}^{cpup} , and the number of iterations of the projected gradient descent (PGD) algorithm n_{iter}^{pgd} . Empirical evidence and existing best practices suggest these default parameter values: $\epsilon = \frac{8}{255}$ (see Section 4.1), $n_{iter}^{cpup} = 1$, and $n_{iter}^{pgd} = 10$.

First, the CPUP $\tilde{\Delta}^{<c_a>}$ is initialized to a zero matrix. Then, the method iterates over all training data of class c_a . For each image, it adds the current CPUP, inputs this sum into the surrogate model f_s and observes the output label. If the surrogate model outputs c_a , then the CPUP doesn’t fool the model on this image, hence it should be updated. A *targeted* projected gradient descent (PGD) attack [25] is performed with c_c as the target class. The resulting perturbation, representing a push towards c_c for the single attacked image, is added to the CPUP. To enforce the perturbation strength rule as defined in Equation 5, after each CPUP update, all its values are clipped to the $[-\epsilon, \epsilon]$ interval.

The reason why Trainwreck computes class-wide perturbations instead of just moving each image in the direction of its targeted PGD attack is transferability. Trainwreck attacks the *training data*, not the surrogate model per se. Moving each image separately essentially translates to overoptimizing the data shift to the surrogate model. Com-

puting class-level CPUPs results in the individual images *contributing* to the perturbations, but not *deciding* them. Whilst this is still an empirical approach, it is more robust than image-level perturbations and has a higher likelihood to represent a “true” distribution shift more faithfully.

4.4. Trainwreck algorithm

Algorithm 2 The Trainwreck attack.

```

procedure TRAINWRECK( $\mathcal{D}_{tr}, \mathcal{D}_{ts}, \pi, f_e, \epsilon, n_{iter}^{cpup}, n_{iter}^{pgd}$ )
   $\mathbf{X}_{tr}, \mathbf{y}_{tr} \leftarrow \mathcal{D}_{tr}$  ▷ Short-hand notation
   $\bar{\mathbf{X}}_{tr} \leftarrow f_e(\mathbf{X}_{tr})$ 
   $\mathbf{D} \leftarrow \text{CLASSDIVERGENCE}(\bar{\mathbf{X}}_{tr}, \mathbf{y}_{tr})$ 
   $f_s \leftarrow \text{TRAINSURROGATE}(\mathcal{D}_{tr}, \mathcal{D}_{ts})$  ▷ Sec 4.2
  for  $c_a = 1, \dots, n_{classes}$  do
     $\tilde{I} \leftarrow \text{UNIFORMRANDOMCHOICE}(\mathbf{X}_{tr}^{<c_a>}, \pi)$ 
     $I_{clean} \leftarrow \{i \mid y_{tr}^{(i)} = c_a \wedge i \notin \tilde{I}\}$ 
     $c_c \leftarrow \min_c(d_{c_a, c}), c \neq c_a$ 
     $\tilde{\Delta}^{<c_a>} \leftarrow \text{CPUP}(\mathbf{X}_{tr}, c_a, c_c, f_s, \epsilon, n_{iter}^{cpup}, n_{iter}^{pgd})$ 
▷ Sec 4.3
    for all  $i \in \tilde{I}$  do
       $\mathbf{X}_{tr}^{(i)} \leftarrow \mathbf{X}_{tr}^{(i)} + \tilde{\Delta}^{<c_a>}$ 
    end for
  end for
   $\tilde{\mathcal{D}}_{tr} \leftarrow \{(\mathbf{X}_{tr}, \mathbf{y}_{tr})\}$ 
  return  $\tilde{\mathcal{D}}_{tr}$ 
end procedure

```

Algorithm 2 presents the full Trainwreck attack. As the inputs, Trainwreck takes the attacked dataset \mathcal{D} , the poison rate π , the feature extraction model f_e , and the $\epsilon, n_{iter}^{cpup}, n_{iter}^{pgd}$ parameters for CPUP (see Section 4.3).

Trainwreck first completes the preliminary steps: extracts the features, computes the class divergence matrix \mathbf{D} (Section 4.2), and trains the surrogate model f_s used to craft the CPUPs (Section 4.3). Trainwreck attacks all classes in the dataset. For each attacked class c_a , the method first determines which images of c_a are attacked and which stay clean. Trainwreck employs a simple strategy: it poisons the same ratio of images for each class, equal to the global poison rate π . For each class c_a , it uniformly randomly selects $\lfloor \pi n^{<c_a>} \rfloor$ images to be poisoned, leaving the remaining $\lceil (1 - \pi) n^{<c_a>} \rceil$ images untouched. The index set of the poisoned images is denoted \tilde{I} . Next, the closest class c_c , $c_c \neq c_a$, with the minimum divergence from c_a according to \mathbf{D} is selected. Then, the CPUP for c_a is computed. Note that the computation of CPUP uses *all* the training data of class c_a , regardless of π . Finally, all images in \tilde{I} get updated with the CPUP.

The output is the poisoned training dataset \mathcal{D}_{tr} that for each attacked class c_a shifts $\lfloor \pi n^{<c_a>} \rfloor$ images towards its closest class c_c using the CPUP, leaving the rest of the data



Figure 3. Comparison of 2x4 image grids displaying CIFAR-10 data of class *dog* poisoned by Trainwreck and a swapper attack (here: RandomSwap), both with $\pi = 0.25$.

and all the class labels intact. The method satisfies all three stealth criteria outlined in Section 4.1: the number of images in the dataset and per class remains the same, and the perturbation strength restriction is strictly adhered to.

5. Experimental setup

Since DAAs have to the best of our knowledge not been systematically explored yet, there are no existing benchmarks. This section therefore proposes a challenging experimental setup to evaluate Trainwreck’s claimed benefits. In particular, it aims to answer the following questions:

- (EQ1) Is Trainwreck an effective DAA?
- (EQ2) Can Trainwreck be replaced by intuitive baselines?
- (EQ3) Is Trainwreck’s strength customizable?
- (EQ4) Is Trainwreck indeed black-box and transferable?

5.1. Baselines

The experimental evaluation uses three DAA baselines. Two of them are *swapper* attacks that swap up to $\lfloor \frac{\pi n}{2} \rfloor$ training images between different classes, which ensures the poison rate π is not exceeded. The first swapper attack is *RandomSwap*, which simply performs uniformly randomly selected swaps. The second is *JSDSwap*, a more “informed” swapper that uses the **D** matrix of Jensen-Shannon divergence (JSD) values (see Section 4.2). JSDSwap goes down the list of classes ranked in ascending order by their minimal JSD from other classes, from each swapping $\lfloor \frac{\pi n_{<c>}}{2} \rfloor$ uniformly randomly selected images with images from the closest class according to **D**.

The final baseline, *AdvReplace*, is a *perturbation*-based attack that simply replaces a fraction of the training data proportional to π with adversarial images resulting from running an *untargeted* PGD attack on the surrogate model. Comparing Trainwreck with JSDSwap and AdvReplace essentially completes an ablation study: JSDSwap tests the importance of class divergence knowledge, AdvReplace tests adversarial perturbations without class knowledge.

5.2. Datasets and parameters

The attack methods have been evaluated on CIFAR-10 and CIFAR-100 [20], both well-established image classification benchmarks. The CIFAR datasets are simple: it is quite easy for modern models to learn to classify them their high accuracy. This is precisely what makes them a challenging benchmark for DAAs, as it is hard to confuse the models with small perturbations or with swapping a few images.

The perturbation strength parameter ϵ is set to $\frac{8}{255}$ to satisfy the stealth requirements set in Section 4.1. The poison rate π does not need to change between datasets, but it does vary between swapper and perturbation attacks. Swapper attacks are visually conspicuous, explicitly breaking the perturbation stealth rule (see Equation 5), as their perturbation is the pixel difference between the swapped image and the original. As shown in Figure 3, the same π results in completely different levels of stealth between perturbation and swapper attacks. With $\pi = 0.25$, Trainwreck or AdvReplace would likely fly under the radar, while a swapper attack is easily noticeable. To balance this effect out, we iterate over $\pi \in [0.05, 0.25]$ in swapper attack experiments, treating the situation depicted in Figure 3 as an upper bound w.r.t. stealth. In the perturbation attack experiments, we iterate over $\pi \in [0.25, 1]$: $\pi = 1$ is permissible due to the full adherence to the stealth requirements, while $\pi < 0.25$ would result in minimal to no effect on the target model due to the perturbations being small. For the other parameters, we use the empirical values as described in Section 1: $n_{iter}^{cupp} = 1$, $n_{iter}^{pgd} = 10$.

5.3. Evaluation protocol

To evaluate Trainwreck and the baselines, we perform attacks on two datasets and three target model architectures. Each evaluated attack method first poisons the training dataset \mathcal{D}_{tr} , creating a poisoned dataset $\tilde{\mathcal{D}}_{tr}$. Then, the target model is trained on $\tilde{\mathcal{D}}_{tr}$. For each evaluated method, we report the attacked model’s *test top-1 accuracy* on the original test dataset \mathcal{D}_{ts} (note that none of the attack methods tamper with \mathcal{D}_{ts}). To eliminate early-epoch randomness, the highest accuracy value in the final 10 epochs is reported. The damage to test accuracy is a measure of the evaluated DAA’s success, in line with Section 3.

The three evaluated target model architectures are EfficientNetV2 [33], ResNeXt-101 [37], and the ViT-L-16 vi-

Method	CIFAR-10			CIFAR-100		
	EfficientNetV2	ResNeXt	FT-ViT	EfficientNetV2	ResNeXt	FT-ViT
Clean model	0.8962	0.8808	0.9795	0.6876	0.6309	0.8563
RandomSwap ($\pi = 0.25$)	0.8115	0.6933	0.9638	0.5272	0.4327	0.7366
JSDSwap ($\pi = 0.25$)	0.8071	0.7005	0.8965	0.5447	0.4816	0.6585
AdvReplace ($\pi = 1$)	0.8620	0.8369	0.9648	0.6435	0.5860	0.7930
Trainwreck ($\pi = 1$)	0.1146	0.1211	0.9600	0.0157	0.0135	0.7788

Table 1. Test top-1 accuracy results of the strongest versions of the evaluated attacks.

sion transformer [19]. As the surrogate model, Trainwreck and AdvReplace use ResNet-50 [12]. All EfficientNetV2 and ResNeXt-101 models were trained from scratch, all ViT-L-16 models had been initialized to pre-trained ImageNet weights and finetuned to the CIFAR datasets: only the new fully connected output layer is trained, the rest of the parameters are frozen. Therefore, the ViT models are further referred to as FT-ViT. All models have been trained using the PyTorch framework, each model is the respective standard implementation from the `torchvision` package. All models have been trained for 30 epochs: this is not enough to reach full performance, but more than enough for the effects of the evaluated attacks to converge.

This choice of models allows evaluating a number of scenarios. Firstly, the surrogate model’s architecture is less advanced than the targets’: in a real setting, the attacker will likely have a weaker model than the target due to lower domain knowledge. This allows for testing realistic *transferability*. To put the black-box claim to the test, one of the target model architectures, ResNeXt, is more similar to the surrogate model than the rest. If the results on ResNeXt are noticeably better than on the other models, then it is doubtful that the evaluated attack is black-box. Finally, the difficulty of attacking FT-ViT should not be understated: it entails manipulating a large model with $\sim 300\text{M}$ parameters, pretrained on a rich, general image dataset, while only being able to poison a single output layer.

6. Experimental results

Table 1 reports the test top-1 accuracy for the strongest versions of the evaluated attacks, *i.e.*, with $\pi = 1$ for the perturbation attacks and $\pi = 0.25$ for the swapper attacks. For the sake of completeness, the test top-1 accuracy of the surrogate ResNet-50 model is 0.8557 on CIFAR-10 and 0.5923 on CIFAR-100, both lower than the respective target models. Figure 4 plots test top-1 accuracy for varying π .

The answer to EQ1 is that Trainwreck indeed is a highly effective DAA. On both model architectures trained from scratch, EfficientNetV2 and ResNeXt, it is far ahead of the competition in reducing the target model’s test accuracy. Within 30 epochs, the target models attacked by Train-

wreck reach a performance barely above random choice and stay there. On the difficult FT-ViT model, the accuracy drop caused by Trainwreck is several percent (1.95% on CIFAR-10 and 7.75% on CIFAR-100). This accuracy drop is smaller, but a noticeable adversarial effect is still present. Trainwreck can therefore outright break models trained from scratch on the poisoned dataset, and still leave a dent in a pre-trained “monolith” ViT model where it could only influence the final output layer parameters with stealthy perturbations.

To answer EQ2, overall, the intuitive baselines are not an adequate substitute for Trainwreck, although they can be a better choice in certain scenarios. In particular, the FT-ViT model seems to respond more strongly to swapper attacks than to Trainwreck. If the attacker can afford the stealth loss, opting for a swapper attack may be a solid choice. Looking at the results closer, a likely explanation is that the stealthy perturbations of Trainwreck simply do not have the “gradient power” to sway the mostly-frozen FT-ViT model during finetuning. After all, the strongest attack on FT-ViT, JSDSwap, uses the same class divergence knowledge as Trainwreck. The deciding factor therefore are JSDSwap’s more drastic data edits. On all other models, Trainwreck is the clearly superior choice.

Figure 4 gives insight into the customizability of Trainwreck’s strength (EQ3). For both datasets, the relationship between the test accuracy and π can be decomposed roughly into three regions. For $\pi < 0.5$, the attacks have a limited effect, $\pi \in [0.5, 0.8]$ results in a noticeable, moderate drop in performance, and for $\pi > 0.8$, the performance starts degrading rapidly. Selecting π , which is a free choice for the attacker, therefore determines the attack strength, making Trainwreck a customizable attack.

To answer EQ4: the black-box claim is verified by the absence of a performance spike on ResNeXt-101. The surrogate model with a similar architecture does not have a noticeable advantage, *i.e.*, the attacker does not have to match the target model’s architecture. Transferability is verified by the single poisoning of each dataset resulting in a degraded performance across target models. The experiments do indicate some variance in attack strength depending on the model type—however, as explained in previous text, it

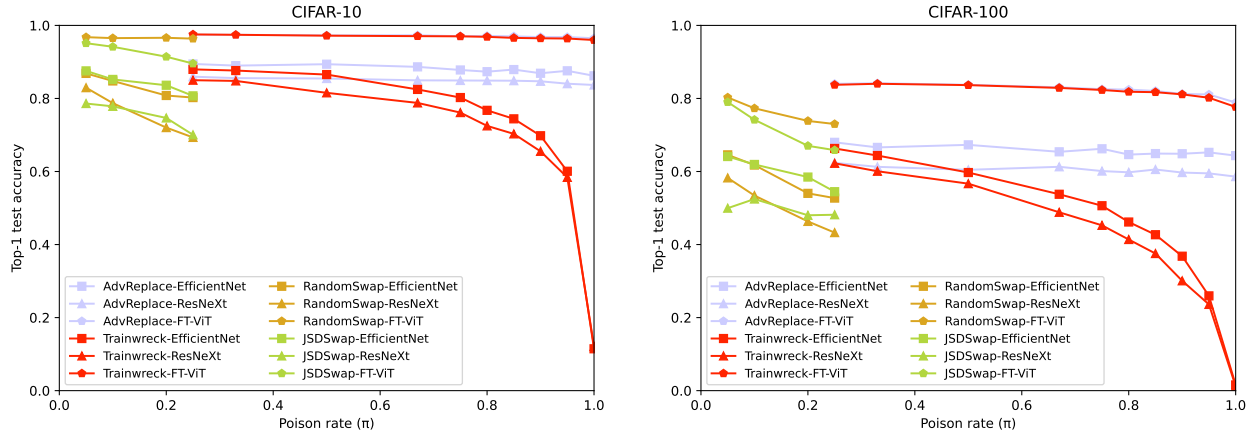


Figure 4. Test top-1 accuracy results for varying poison rate π .

is more difficult to attack FT-ViT with perturbation attacks than the other models by the very nature of FT-ViT. Trainwreck therefore is a black-box and transferable attack.

7. Discussion & defense

Trainwreck is a potent attack that manages to damage models whilst meeting strict stealth requirements. As a result, Trainwreck in particular and DAAs in general may have serious consequences for AI-powered organizations. This section discusses the potential negative impacts and methods to reliably defend against Trainwreck.

The devious part of Trainwreck is not the damage to the model *per se*—it is fairly obvious there is something wrong with the model—but rather that it is difficult to pinpoint the poisoned dataset as the source of the low performance. Trainwreck’s stealth requirements ensure that the dataset structure matches the original, and the data manipulations are difficult to see even if focusing on a single image, let alone if someone inspects an image grid in a file manager. The model stakeholders may therefore attribute the low performance to other commonly occurring reasons AI models perform poorly, *e.g.*, wrong model architecture, training procedure, low quality of data, or natural noise in the data. Trainwreck can therefore leave lingering damage.

The first defense imperative is *data redundancy*. Trainwreck or another train-time DAA might be especially devastating if the attacker manages to poison the single existing copy of the data. All reliable defense methods hinge on the defenders having access to a guaranteed-clean *canonical* copy of the data. The data should therefore be stored in multiple locations with separate access and sound access policies in place.

With a canonical copy of the data, there are two straightforward, reliable defense methods. The first is *data hashing* with a sufficiently strong hash that resists brute-force at-

tacks, such as SHA-256 or SHA-512. For weaker hashes, it may be easy to alter poisoned data with file content prefixes or suffixes to match the hash of the original data. Famously, these attacks are relatively easy for the still commonly used MD5 hash, only taking minutes to compute for a given pair of files on a standard computer [31]. If the defenders have sufficiently strong canonical data hashes, all they need to do to detect a train-time DAA is to compare the hashes of the data in the training dataset with the canonical ones. If they do not match, the training data has been poisoned. Another method is computing the *pixel difference* between the canonical data and the training dataset. If any differences are encountered, then the dataset has likely been poisoned.

8. Conclusion

This paper opens up the topic of damaging adversarial attacks (DAAs) that aim to explicitly damage AI models. The Trainwreck DAA proposed in this paper is a potent, yet stealthy train-time attack that damages image classifiers by poisoning their training data. Trainwreck is a black-box, transferable attack. The only input it needs for success is the training and test datasets used to train the target model, which is a satisfiable requirement shared with existing backdoor attacks. Trainwreck’s strength can be tuned according to the attacker’s needs, allowing the attacker to select their position on the strength-stealth trade-off.

With the importance of AI models in applied practice increasing, DAAs are emerging as impactful economical sabotage tools, and it is high time they receive proper research attention. Beyond contributing the open-source Trainwreck attack², this paper formalizes the concept of DAAs and proposes reliable defense methods against train-time DAAs. We hope that this contribution and future research help preventing DAAs from becoming truly wrecking tools of sabotage.

²<https://github.com/JanZahalka/trainwreck>

References

- [1] MITRE ATT&CK. Tactics: Impact. <https://attack.mitre.org/tactics/TA0040/>, 2023. [Online; accessed 9 Nov 2023]. 1, 2
- [2] Zikui Cai, Shantanu Rane, Alejandro E. Brito, Chengyu Song, Srikanth V. Krishnamurthy, Amit K. Roy-Chowdhury, and M. Salman Asif. Zero-query transfer attacks on context-aware object detectors. In *CVPR*, pages 15004–15014, 2022. 2
- [3] Simin Chen, Zihe Song, Mirazul Haque, Cong Liu, and Wei Yang. NICGSlowDown: Evaluating the efficiency robustness of neural image caption generation models. In *CVPR*, pages 15344–15353, 2022. 1, 3
- [4] Simin Chen, Hanlin Chen, Mirazul Haque, Cong Liu, and Wei Yang. The dark side of dynamic routing neural networks: Towards efficiency backdoor injection. In *CVPR*, pages 24585–24594, 2023. 1, 3
- [5] Zhaoyu Chen, Bo Li, Jianghe Xu, Shuang Wu, Shouhong Ding, and Wenqiang Zhang. Towards practical certifiable patch defense with vision transformer. In *CVPR*, pages 15127–15137, 2022. 2
- [6] Khoa Doan, Yingjie Lao, Weijie Zhao, and Ping Li. Lira: Learnable, imperceptible and robust backdoor attacks. In *ICCV*, pages 11966–11976, 2021. 2
- [7] Weiwei Feng, Nanqing Xu, Tianzhu Zhang, and Yongdong Zhang. Dynamic generative targeted attacks with pattern injection. In *CVPR*, pages 16404–16414, 2023. 2
- [8] Yu Feng, Benteng Ma, Jing Zhang, Shanshan Zhao, Yong Xia, and Dacheng Tao. Fiba: Frequency-injection based backdoor attack in medical image analysis. In *CVPR*, pages 20844–20853, 2022. 2
- [9] Ian Goodfellow, Jonathon Shlens, and Christian Szegedy. Explaining and harnessing adversarial examples. In *ICLR*, 2015. 2, 4
- [10] Sven Gowal, Sylvestre-Alvise Rebuffi, Olivia Wiles, Florian Stimberg, Dan Andrei Calian, and Timothy A Mann. Improving robustness using generated data. In *NeurIPS*, pages 4218–4233. Curran Associates, Inc., 2021. 4
- [11] Tianyu Gu, Brendan Dolan-Gavitt, and Siddharth Garg. Badnets: Identifying vulnerabilities in the machine learning model supply chain. *CoRR*, abs/1708.06733, 2017. 2
- [12] Kaiming He, Xiangyu Zhang, Shaoqing Ren, and Jian Sun. Deep residual learning for image recognition. In *2016 IEEE Conference on Computer Vision and Pattern Recognition (CVPR)*, pages 770–778, 2016. 7
- [13] Yu-Chih-Tuan Hu, Bo-Han Kung, Daniel Stanley Tan, Jun-Cheng Chen, Kai-Lung Hua, and Wen-Huang Cheng. Naturalistic physical adversarial patch for object detectors. In *ICCV*, pages 7848–7857, 2021. 2
- [14] Zhanhao Hu, Wenda Chu, Xiaopei Zhu, Hui Zhang, Bo Zhang, and Xiaolin Hu. Physically realizable natural-looking clothing textures evade person detectors via 3d modeling. In *CVPR*, pages 16975–16984, 2023. 1, 2
- [15] Hao Huang, Ziyang Chen, Huanran Chen, Yongtao Wang, and Kevin Zhang. T-sea: Transfer-based self-ensemble attack on object detection. In *CVPR*, pages 20514–20523, 2023. 2
- [16] Qidong Huang, Xiaoyi Dong, Dongdong Chen, Hang Zhou, Weiming Zhang, and Nenghai Yu. Shape-invariant 3d adversarial point clouds. In *CVPR*, pages 15314–15323, 2022. 2
- [17] Shihua Huang, Zhichao Lu, Kalyanmoy Deb, and Vishnu Naresh Boddeti. Revisiting residual networks for adversarial robustness. In *CVPR*, pages 8202–8211, 2023. 2
- [18] Wenbo Jiang, Hongwei Li, Guowen Xu, and Tianwei Zhang. Color backdoor: A robust poisoning attack in color space. In *CVPR*, pages 8133–8142, 2023. 2
- [19] Alexander Kolesnikov, Alexey Dosovitskiy, Dirk Weissenborn, Georg Heigold, Jakob Uszkoreit, Lucas Beyer, Matthias Minderer, Mostafa Dehghani, Neil Houlsby, Sylvain Gelly, Thomas Unterthiner, and Xiaohua Zhai. An image is worth 16x16 words: Transformers for image recognition at scale. In *ICLR*, 2021. 4, 7
- [20] Alex Krizhevsky. Learning multiple layers of features from tiny images. Technical report, University of Toronto, 2009. 6
- [21] Alexey Kurakin, Ian J. Goodfellow, and Samy Bengio. Adversarial machine learning at scale. In *ICLR*, 2017. 2
- [22] Yanjie Li, Yiquan Li, Xuelong Dai, Songtao Guo, and Bin Xiao. Physical-world optical adversarial attacks on 3d face recognition. In *CVPR*, pages 24699–24708, 2023. 2
- [23] Han Liu, Yuhao Wu, Shixuan Zhai, Bo Yuan, and Ning Zhang. Riatig: Reliable and imperceptible adversarial text-to-image generation with natural prompts. In *CVPR*, pages 20585–20594, 2023. 2
- [24] Yunfei Liu, Xingjun Ma, James Bailey, and Feng Lu. Reflection backdoor: A natural backdoor attack on deep neural networks. In *ECCV*, pages 182–199, Cham, 2020. Springer International Publishing. 2
- [25] Aleksander Madry, Aleksandar Makelov, Ludwig Schmidt, Dimitris Tsipras, and Adrian Vladu. Towards deep learning models resistant to adversarial attacks. In *ICLR*, 2018. 2, 5
- [26] Seyed-Mohsen Moosavi-Dezfooli, Alhussein Fawzi, Omar Fawzi, and Pascal Frossard. Universal adversarial perturbations. In *CVPR*, pages 86–94, 2017. 5
- [27] Sylvestre-Alvise Rebuffi, Sven Gowal, Dan Andrei Calian, Florian Stimberg, Olivia Wiles, and Timothy A Mann. Data augmentation can improve robustness. In *NeurIPS*, pages 29935–29948. Curran Associates, Inc., 2021. 4
- [28] Jérôme Rony, Jean-Christophe Pesquet, and Ismail Ben Ayed. Proximal splitting adversarial attack for semantic segmentation. In *CVPR*, pages 20524–20533, 2023. 2
- [29] Aniruddha Saha, Ajinkya Tejankar, Soroush Abbasi Koohpayegani, and Hamed Pirsiavash. Backdoor attacks on self-supervised learning. In *CVPR*, pages 13337–13346, 2022. 2
- [30] Hadi Salman, Saachi Jain, Eric Wong, and Aleksander Madry. Certified patch robustness via smoothed vision transformers. In *CVPR*, pages 15116–15126, 2022. 2
- [31] Marc Stevens, Arjen Lenstra, and Benne Weger. Chosen-prefix collisions for md5 and applications. *International Journal of Applied Cryptography*, 2, 2012. 8
- [32] Christian Szegedy, Wojciech Zaremba, Ilya Sutskever, Joan Bruna, Dumitru Erhan, Ian Goodfellow, and Rob Fergus. In-

- triguing properties of neural networks. In *ICLR*, 2014. 1, 2
- [33] Mingxing Tan and Quoc V. Le. EfficientNetV2: Smaller models and faster training. In *Int. Conf. Machine Learning*, 2021. 6
 - [34] Matthew Walmer, Karan Sikka, Indranil Sur, Abhinav Shrivastava, and Susmit Jha. Dual-key multimodal backdoors for visual question answering. In *2022 IEEE/CVF Conference on Computer Vision and Pattern Recognition (CVPR)*, pages 15354–15364, 2022. 2
 - [35] Zhenting Wang, Juan Zhai, and Shiqing Ma. Bppattack: Stealthy and efficient trojan attacks against deep neural networks via image quantization and contrastive adversarial learning. In *CVPR*, pages 15054–15063, 2022. 2
 - [36] Phoenix Neale Williams and Ke Li. Black-box sparse adversarial attack via multi-objective optimisation cvpr proceedings. In *CVPR*, pages 12291–12301, 2023. 2
 - [37] Saining Xie, Ross Girshick, Piotr Dollár, Zhuowen Tu, and Kaiming He. Aggregated residual transformations for deep neural networks. In *CVPR*, pages 5987–5995, 2017. 6
 - [38] Xiao Yang, Chang Liu, Longlong Xu, Yikai Wang, Yinpeng Dong, Ning Chen, Hang Su, and Jun Zhu. Towards effective adversarial textured 3d meshes on physical face recognition. In *CVPR*, pages 4119–4128, 2023. 1
 - [39] Yi Yu, Wenhan Yang, Yap-Peng Tan, and Alex C. Kot. Towards robust rain removal against adversarial attacks: A comprehensive benchmark analysis and beyond. In *CVPR*, pages 6003–6012, 2022. 2
 - [40] Bohang Zhang, Tianle Cai, Zhou Lu, Di He, and Liwei Wang. Towards certifying l-infinity robustness using neural networks with l-inf-dist neurons. In *Proceedings of the 38th International Conference on Machine Learning*, pages 12368–12379. PMLR, 2021. 4
 - [41] Yiqi Zhong, Xianming Liu, Deming Zhai, Junjun Jiang, and Xiangyang Ji. Shadows can be dangerous: Stealthy and effective physical-world adversarial attack by natural phenomenon. In *2022 IEEE/CVF Conference on Computer Vision and Pattern Recognition (CVPR)*, pages 15324–15333, 2022. 1, 2